




Status	Date of Birth	Gender	Credited Service for Guarantee Calculation	vested Accrued Monthly Pension Before Benefit Suspension	vested Accrued Monthly Pension After Benefit Suspension	Monthly Benefit Guaranteed by PBGC	Benefit Commencement Date	Form of Payment	J&S Percent age	Certain Period (in years)	Spouse's Date of Birth
Active		M	2.9000	271.08	114.05	103.68					
Active		M	6.9000	415.54	271.35	246.68					
Active		M	19.4998	1822.04	766.83	697.12					
Active		M	23.2528	2367.38	914.42	831.29					
Active		M	15.7288	1222.16	618.53	562.30					
Active		M	0.0000	0.00	0.00	0.00					
Active		M	1.8000	90.00	70.79	64.35					
Active		M	18.6000	1974.31	731.45	664.95					
Active		M	15.0571	1526.43	592.12	538.29					
Active		M	13.1143	1370.72	515.72	468.84					
Active		M	28.1500	3317.63	1107.00	1006.36					
Active		M	10.9858	1201.44	432.01	392.74					
Active		M	10.4857	998.57	412.35	374.86					
Active		M	19.7143	1388.29	775.27	704.79					
Active		M	12.5572	1257.86	493.81	448.92					
Active		M	25.8000	2023.01	1014.59	922.35					
Active		M	11.2571	1262.86	442.68	402.44					
Active		M	0.0000	0.00	0.00	0.00					
Active		M	14.7000	1675.73	578.08	525.53					
Active		M	18.5571	1961.43	729.76	663.42					
Active		M	14.5000	1587.85	570.22	518.38					
Active		M	4.6286	329.29	182.02	165.47					
Active		M	13.1428	1559.99	516.85	469.86					
Active		M	11.8571	1392.13	466.28	423.89					
Active		M	1.1000	55.00	43.26	39.33					
Active		M	14.0143	1729.29	551.11	501.01					
Active		M	25.4113	2675.75	999.30	908.45					
Active		M	0.0000	0.00	0.00	0.00					
Active		M	0.8000	40.00	31.46	28.60					
Active		M	1.0000	65.00	39.33	35.75					
Active		M	26.9472	2225.96	1059.70	963.36					
Active		M	1.0000	55.00	39.33	35.75					
Active		M	30.7142	3797.12	1207.83	1098.03					

Active		M	2.7000	165.00	106.18	96.53
Active		M	2.0000	100.00	78.65	71.50
Active		M	1.0000	50.00	39.33	35.75
Active		M	0.0000	0.00	0.00	0.00
Active		M	17.0128	1301.91	669.03	608.21
Active		M	6.4000	642.32	251.68	228.80
Active		M	10.6000	626.25	416.85	378.95
Active		M	26.0000	3243.44	1022.45	929.50
Active		M	21.5000	2952.43	845.49	768.63
Active		M	22.8600	2457.04	898.98	817.25
Active		M	18.0986	1596.61	711.72	647.02
Active		M	28.2457	3215.41	1110.76	1009.78
Active		M	16.8286	1757.15	661.78	601.62
Active		M	1.0000	55.00	39.33	35.75
Active		M	0.5000	25.00	19.67	17.88
Active		M	10.9143	914.28	429.21	390.19
Active		M	0.4000	20.00	15.73	14.30
Active		M	0.0000	0.00	0.00	0.00
Active		M	20.4285	2154.27	803.35	730.32
Active		M	9.9572	971.44	391.57	355.97
Active		M	14.2000	1958.58	558.42	507.65
Active		M	0.3000	15.00	15.00	10.73
Active		M	28.2743	3298.33	1111.89	1010.81
Active		M	16.6000	1889.28	652.80	593.45
Active		M	19.2716	1834.29	757.86	688.96
Active		M	15.2285	1171.43	598.86	544.42
Active		M	0.0000	0.00	0.00	0.00
Active		M	0.0000	0.00	0.00	0.00
Active		M	3.6000	216.25	141.57	128.70
Active		M	0.0000	274.64	216.01	196.37
Active		M	0.5000	25.00	19.67	17.88
Active		M	12.2286	1040.72	480.89	437.17
Active		M	0.4000	20.00	15.73	14.30
Active		F	11.0000	985.73	432.58	393.25
Active		M	14.4286	1728.57	567.40	515.82
Active		M	0.0000	0.00	0.00	0.00
Active		M	0.2000	10.00	10.00	7.15
Active		M	0.0000	0.00	0.00	0.00
Active		M	15.4571	1785.69	607.85	552.59
Active		M	22.9714	3027.86	903.35	821.23



Active	[REDACTED]	M	8.0000	632.68	314.60	286.00	[REDACTED]
Active	[REDACTED]	M	1.0000	50.00	39.33	35.75	[REDACTED]
Active	[REDACTED]	M	0.3000	15.00	11.80	10.73	[REDACTED]
Active	[REDACTED]	M	0.4000	20.00	15.73	14.30	[REDACTED]
Active	[REDACTED]	M	11.7286	1375.72	461.23	419.30	[REDACTED]
Active	[REDACTED]	M	9.0857	740.72	357.29	324.81	[REDACTED]
Active	[REDACTED]	M	7.2714	852.86	285.95	259.95	[REDACTED]
Active	[REDACTED]	M	27.8000	2835.73	1093.24	993.85	[REDACTED]
Active	[REDACTED]	M	0.8000	40.00	31.46	28.60	[REDACTED]
Active	[REDACTED]	M	9.3571	656.79	367.97	334.52	[REDACTED]
Active	[REDACTED]	M	6.7000	387.15	263.48	239.53	[REDACTED]
Active	[REDACTED]	M	12.3571	1103.57	485.95	441.77	[REDACTED]
Active	[REDACTED]	M	14.0875	682.04	553.99	503.63	[REDACTED]
Active	[REDACTED]	M	0.2000	10.00	10.00	7.15	[REDACTED]
Active	[REDACTED]	M	0.3000	15.00	15.00	10.73	[REDACTED]
Active	[REDACTED]	M	17.8000	2301.44	699.99	636.35	[REDACTED]
Active	[REDACTED]	M	15.6857	1595.00	616.84	560.76	[REDACTED]
Active	[REDACTED]	M	25.4000	2860.94	998.86	908.05	[REDACTED]
Active	[REDACTED]	M	11.9714	1198.57	470.78	427.98	[REDACTED]
Active	[REDACTED]	M	6.2286	302.68	244.94	222.67	[REDACTED]
Active	[REDACTED]	M	2.4000	125.00	94.38	85.80	[REDACTED]
Active	[REDACTED]	M	15.4857	1437.73	608.97	553.61	[REDACTED]
Active	[REDACTED]	M	0.8000	40.00	31.46	28.60	[REDACTED]
Active	[REDACTED]	M	0.4000	20.00	15.73	14.30	[REDACTED]
Active	[REDACTED]	M	12.8571	1395.00	505.60	459.64	[REDACTED]
Active	[REDACTED]	M	0.0000	0.00	0.00	0.00	[REDACTED]
Active	[REDACTED]	M	9.3000	570.00	365.73	332.48	[REDACTED]
Active	[REDACTED]	M	11.6571	917.15	458.41	416.74	[REDACTED]
Active	[REDACTED]	M	0.7000	35.00	27.53	25.03	[REDACTED]
Active	[REDACTED]	M	11.4571	1054.28	450.55	409.59	[REDACTED]
Active	[REDACTED]	M	0.0000	0.00	0.00	0.00	[REDACTED]
Active	[REDACTED]	M	12.9571	1466.43	509.54	463.22	[REDACTED]
Active	[REDACTED]	M	2.8428	139.64	111.79	101.63	[REDACTED]
Active	[REDACTED]	F	32.0000	3832.91	1258.40	1144.00	[REDACTED]
Active	[REDACTED]	M	22.5743	2359.77	887.73	807.03	[REDACTED]
Active	[REDACTED]	M	14.8142	1462.16	582.57	529.61	[REDACTED]
Active	[REDACTED]	M	9.0714	940.89	356.73	324.30	[REDACTED]
Active	[REDACTED]	M	0.6000	30.00	23.60	21.45	[REDACTED]
Active	[REDACTED]	M	11.4571	982.15	450.55	409.59	[REDACTED]
Active	[REDACTED]	M	0.4000	20.00	15.73	14.30	[REDACTED]

Active		M	27.5714	2491.42	1084.25	985.68
Active		M	22.1185	2621.82	869.81	790.74
Active		M	23.3143	2784.31	916.84	833.49
Active		M	29.5871	3261.98	1163.51	1057.74
Active		M	12.3000	1334.28	483.70	439.73
Active		M	10.7000	945.72	420.78	382.53
Active		M	17.3286	2452.16	681.45	619.50
Active		M	9.0800	724.10	357.07	324.61
Active		M	17.0714	2067.15	671.33	610.30
Active		M	29.6286	3009.37	1165.14	1059.22
Active		M	0.0000	0.00	0.00	0.00
Active		M	13.0143	1240.00	511.79	465.26
Active		M	6.4857	544.11	255.05	231.86
Active		M	0.0000	0.00	0.00	0.00
Active		M	0.2000	10.00	7.87	7.15
Active		M	0.0000	0.00	0.00	0.00
Active		M	19.0286	1792.15	748.30	680.27
Active		M	0.0000	0.00	0.00	0.00
Active		M	11.9285	1192.85	469.08	426.44
Active		M	12.2571	1192.86	482.01	438.19
Active		M	3.8858	247.68	152.81	138.92
Active		M	15.1999	1486.44	597.74	543.40
Active		M	4.1429	485.00	162.92	148.11
Active		M	27.4000	3845.05	1077.51	979.55
Active		M	26.6571	3078.80	1048.29	952.99
Active		M	19.0843	1631.95	750.49	682.26
Active		M	0.4000	20.00	15.73	14.30
Active		M	9.5000	1021.43	373.59	339.63
Active		M	0.4000	20.00	15.73	14.30
Active		M	30.9257	3887.05	1216.15	1105.59
Active		M	0.8000	40.00	31.46	28.60
Active		M	0.8000	40.00	31.46	28.60
Active		M	20.9427	1732.81	823.57	748.70
Active		M	22.5143	1665.73	885.38	804.89
Active		M	14.1143	1309.28	555.05	504.59
Active		F	4.4286	257.15	174.15	158.32
Active		M	28.5713	3348.19	1123.56	1021.42
Active		M	17.5143	1722.15	688.75	626.14
Active		M	16.3000	2320.70	641.00	582.73
Active		M	43.4000	5593.90	1706.71	1551.55







04/15/1962



Active	[REDACTED]	M	29.1429	3692.30	1146.05	1041.86	[REDACTED]
Active	[REDACTED]	M	12.3000	1219.29	483.70	439.73	[REDACTED]
Active	[REDACTED]	M	7.3000	416.61	287.08	260.98	[REDACTED]
Active	[REDACTED]	M	5.8571	315.89	230.33	209.39	[REDACTED]
Active	[REDACTED]	M	16.0000	1995.71	629.20	572.00	[REDACTED]
Active	[REDACTED]	M	8.2571	688.56	324.71	295.19	[REDACTED]
Active	[REDACTED]	M	15.4000	1914.29	605.61	550.55	[REDACTED]
Active	[REDACTED]	M	5.4286	341.79	213.48	194.07	[REDACTED]
Active	[REDACTED]	M	0.2000	10.00	10.00	7.15	[REDACTED]
Active	[REDACTED]	M	0.3000	15.00	15.00	10.73	[REDACTED]
Active	[REDACTED]	M	3.7428	294.28	147.19	133.81	[REDACTED]
Active	[REDACTED]	M	2.1000	135.00	82.59	75.08	[REDACTED]
Active	[REDACTED]	M	0.0000	0.00	0.00	0.00	[REDACTED]
Active	[REDACTED]	M	8.3143	793.57	326.96	297.24	[REDACTED]
Active	[REDACTED]	M	12.7000	1440.65	499.43	454.03	[REDACTED]
Active	[REDACTED]	M	1.7000	145.00	66.86	60.78	[REDACTED]
Active	[REDACTED]	M	11.5142	1107.14	452.79	411.63	[REDACTED]
Active	[REDACTED]	M	10.6286	992.15	417.97	379.97	[REDACTED]
Active	[REDACTED]	M	0.4000	20.00	15.73	14.30	[REDACTED]
Active	[REDACTED]	M	4.5000	212.50	176.97	160.88	[REDACTED]
Active	[REDACTED]	M	25.7999	2356.54	1014.59	922.35	[REDACTED]
Active	[REDACTED]	M	9.5286	709.47	374.72	340.65	[REDACTED]
Active	[REDACTED]	M	12.0715	1177.86	474.72	431.56	[REDACTED]
Active	[REDACTED]	M	31.4413	2895.37	1236.43	1124.03	[REDACTED]
Active	[REDACTED]	M	0.7000	35.00	27.53	25.03	[REDACTED]
Active	[REDACTED]	M	6.6572	725.72	261.79	237.99	[REDACTED]
Active	[REDACTED]	M	0.8000	40.00	31.46	28.60	[REDACTED]
Active	[REDACTED]	M	23.5714	2732.32	926.95	842.68	[REDACTED]
Active	[REDACTED]	M	16.0571	1841.42	631.44	574.04	[REDACTED]
Active	[REDACTED]	M	5.1429	685.73	202.25	183.86	[REDACTED]
Active	[REDACTED]	M	5.1000	376.25	200.56	182.33	[REDACTED]
Active	[REDACTED]	M	10.3429	791.44	406.74	369.76	[REDACTED]
Terminated Vested	[REDACTED]	M	31.6713	2316.18	1245.48	1132.25	[REDACTED]
Terminated Vested	[REDACTED]	M	14.6400	1201.08	575.72	523.38	[REDACTED]
Terminated Vested	[REDACTED]	M	17.0000	3503.56	668.53	607.75	[REDACTED]
Terminated Vested	[REDACTED]	M	22.5713	1760.06	887.61	806.92	[REDACTED]
Terminated Vested	[REDACTED]	M	7.8543	410.45	308.87	280.79	[REDACTED]
Terminated Vested	[REDACTED]	M	5.0000	707.15	196.63	178.75	[REDACTED]
Terminated Vested	[REDACTED]	M	12.7145	1462.11	499.99	454.54	[REDACTED]
Terminated Vested	[REDACTED]	M	9.4800	569.07	372.80	338.91	[REDACTED]

Terminated Vested	M	4.2858	244.29	168.54	153.22
Terminated Vested	M	12.9000	1972.15	507.30	461.18
Terminated Vested	M	5.5000	614.29	216.29	196.63
Terminated Vested	M	8.8300	471.50	347.24	315.67
Terminated Vested	M	21.5714	3096.02	848.30	771.18
Terminated Vested	M	13.4571	1333.57	529.20	481.09
Terminated Vested	M	22.0000	2791.42	865.15	786.50
Terminated Vested	M	7.9714	755.73	313.48	284.98
Terminated Vested	M	13.5714	1706.37	533.70	485.18
Terminated Vested	M	10.7486	1202.54	422.69	384.26
Terminated Vested	M	7.0000	803.57	275.28	250.25
Terminated Vested	M	15.0614	1627.68	592.30	538.45
Terminated Vested	M	5.5714	621.44	219.10	199.18
Terminated Vested	M	4.6400	230.19	182.47	165.88
Terminated Vested	M	9.8100	776.58	385.78	350.71
Terminated Vested	M	12.8570	1055.65	505.60	459.64
Terminated Vested	M	14.8571	1896.45	584.25	531.14
Terminated Vested	M	9.0000	932.14	353.93	321.75
Terminated Vested	M	13.1100	381.30	354.18	321.98
Terminated Vested	M	19.2443	1570.07	756.78	687.98
Terminated Vested	M	29.5943	2611.60	1163.80	1058.00
Terminated Vested	M	7.2857	739.29	286.51	260.46
Terminated Vested	M	12.5842	995.08	494.88	449.89
Terminated Vested	M	12.1429	471.72	425.96	387.24
Terminated Vested	M	4.1428	342.86	162.92	148.11
Terminated Vested	M	6.5714	707.15	258.42	234.93
Terminated Vested	M	14.8573	856.89	584.27	531.15
Terminated Vested	M	6.8571	642.87	269.65	245.14
Terminated Vested	M	8.2857	1092.86	325.83	296.21
Terminated Vested	M	8.4287	760.64	331.46	301.33
Terminated Vested	M	32.4271	4147.12	1275.20	1159.27
Terminated Vested	M	11.9929	551.73	471.63	428.75
Terminated Vested	M	7.5214	84.09	84.09	83.79
Terminated Vested	M	4.5700	396.43	179.72	163.38
Terminated Vested	M	4.5714	557.14	179.77	163.43
Terminated Vested	M	20.5672	2082.21	808.81	735.28
Terminated Vested	M	7.3571	975.00	289.32	263.02
Terminated Vested	M	8.6672	536.78	340.84	309.85
Terminated Vested	M	8.4850	857.13	333.67	303.34
Terminated Vested	M	7.0000	990.00	275.28	250.25



Terminated Vested	[REDACTED]	M	14.4284	624.40	558.82	508.02	
Terminated Vested	[REDACTED]	M	11.0000	99.00	99.00	99.00	
Terminated Vested	[REDACTED]	M	9.8085	530.93	385.72	350.65	
Terminated Vested	[REDACTED]	M	9.2243	563.57	362.75	329.77	[REDACTED]
Terminated Vested	[REDACTED]	M	20.0000	2098.19	786.50	715.00	
Terminated Vested	[REDACTED]	M	10.4286	1142.86	410.10	372.82	
Terminated Vested	[REDACTED]	F	8.0000	1071.44	314.60	286.00	
Terminated Vested	[REDACTED]	M	12.7143	735.20	499.99	454.54	
Terminated Vested	[REDACTED]	M	7.0000	685.72	275.28	250.25	[REDACTED]
Terminated Vested	[REDACTED]	M	10.2286	1088.57	402.24	365.67	
Terminated Vested	[REDACTED]	M	5.7143	525.00	224.72	204.29	
Terminated Vested	[REDACTED]	M	7.1285	716.41	280.32	254.84	[REDACTED]
Terminated Vested	[REDACTED]	M	3.8572	289.29	151.68	137.89	
Terminated Vested	[REDACTED]	M	6.0571	387.68	238.19	216.54	
Terminated Vested	[REDACTED]	M	11.8142	907.80	464.60	422.36	[REDACTED]
Terminated Vested	[REDACTED]	M	10.5214	756.20	413.75	376.14	[REDACTED]
Terminated Vested	[REDACTED]	M	4.0000	321.43	157.30	143.00	
Terminated Vested	[REDACTED]	M	18.5257	1700.92	728.52	662.29	[REDACTED]
Terminated Vested	[REDACTED]	M	7.2900	782.14	286.68	260.62	[REDACTED]
Terminated Vested	[REDACTED]	M	8.4286	1073.58	331.45	301.32	
Terminated Vested	[REDACTED]	M	6.5714	685.72	258.42	234.93	[REDACTED]
Terminated Vested	[REDACTED]	M	5.7143	782.15	224.72	204.29	[REDACTED]
Terminated Vested	[REDACTED]	M	13.3000	1676.44	523.03	475.48	
Terminated Vested	[REDACTED]	M	9.7143	1500.01	382.02	347.29	[REDACTED]
Terminated Vested	[REDACTED]	M	5.2857	621.43	207.86	188.96	[REDACTED]
Terminated Vested	[REDACTED]	M	24.0713	2011.57	946.61	860.55	[REDACTED]
Terminated Vested	[REDACTED]	M	16.7742	1346.20	659.65	599.68	[REDACTED]
Terminated Vested	[REDACTED]	M	12.0000	402.14	368.02	334.56	
Terminated Vested	[REDACTED]	M	5.2857	600.00	207.86	188.96	
Terminated Vested	[REDACTED]	M	11.0000	1810.72	432.58	393.25	[REDACTED]
Terminated Vested	[REDACTED]	M	11.7985	865.07	463.98	421.80	
Terminated Vested	[REDACTED]	M	11.7143	452.53	408.74	371.58	[REDACTED]
Terminated Vested	[REDACTED]	M	5.5715	653.57	219.10	199.18	
Terminated Vested	[REDACTED]	M	17.3728	1179.53	683.19	621.08	
Terminated Vested	[REDACTED]	M	9.3429	994.29	367.41	334.01	
Terminated Vested	[REDACTED]	M	7.0000	889.28	275.28	250.25	
Terminated Vested	[REDACTED]	M	26.0500	2357.66	1024.42	931.29	[REDACTED]
Terminated Vested	[REDACTED]	M	12.8571	814.40	505.60	459.64	
Terminated Vested	[REDACTED]	M	4.5714	439.29	179.77	163.43	
Terminated Vested	[REDACTED]	M	19.2857	2019.74	758.41	689.46	[REDACTED]

Terminated Vested	[REDACTED]	M	18.6157	2130.16	732.06	665.51	[REDACTED]
Terminated Vested	[REDACTED]	M	16.6000	1880.00	652.80	593.45	[REDACTED]
Terminated Vested	[REDACTED]	M	13.3201	1051.30	523.81	476.19	[REDACTED]
Terminated Vested	[REDACTED]	M	7.0000	990.00	275.28	250.25	[REDACTED]
Terminated Vested	[REDACTED]	M	22.4143	1754.86	881.44	801.31	[REDACTED]
Terminated Vested	[REDACTED]	M	10.6657	666.71	419.43	381.30	[REDACTED]
Terminated Vested	[REDACTED]	M	6.8714	593.57	270.22	245.65	[REDACTED]
Terminated Vested	[REDACTED]	M	8.2857	717.63	325.83	296.21	[REDACTED]
Terminated Vested	[REDACTED]	M	12.4285	1111.61	488.75	444.32	[REDACTED]
Terminated Vested	[REDACTED]	M	3.6286	236.07	142.69	129.72	[REDACTED]
Terminated Vested	[REDACTED]	M	20.4856	2591.74	805.60	732.36	[REDACTED]
Terminated Vested	[REDACTED]	M	10.2615	958.25	403.54	366.85	[REDACTED]
Terminated Vested	[REDACTED]	M	10.1429	1467.85	398.87	362.61	[REDACTED]
Terminated Vested	[REDACTED]	M	12.0785	1079.12	474.99	431.81	[REDACTED]
Terminated Vested	[REDACTED]	M	11.5258	1188.56	453.26	412.05	[REDACTED]
Terminated Vested	[REDACTED]	M	5.0000	278.59	196.63	178.75	[REDACTED]
Terminated Vested	[REDACTED]	M	12.0000	1928.56	471.90	429.00	[REDACTED]
Terminated Vested	[REDACTED]	M	10.0000	990.27	393.25	357.50	[REDACTED]
Terminated Vested	[REDACTED]	M	7.2900	233.57	214.75	195.23	[REDACTED]
Terminated Vested	[REDACTED]	M	22.2600	2140.55	875.38	795.80	[REDACTED]
Terminated Vested	[REDACTED]	M	6.8571	771.44	269.65	245.14	[REDACTED]
Terminated Vested	[REDACTED]	M	6.4286	1028.58	252.80	229.82	[REDACTED]
Terminated Vested	[REDACTED]	M	5.5714	439.29	219.10	199.18	[REDACTED]
Terminated Vested	[REDACTED]	M	14.7429	1378.57	579.77	527.06	[REDACTED]
Terminated Vested	[REDACTED]	M	14.1688	825.17	557.18	506.53	[REDACTED]
Terminated Vested	[REDACTED]	M	13.2856	1109.51	522.46	474.96	[REDACTED]
Terminated Vested	[REDACTED]	M	10.8000	1565.72	424.71	386.10	[REDACTED]
Terminated Vested	[REDACTED]	M	11.9000	1609.99	467.97	425.43	[REDACTED]
Terminated Vested	[REDACTED]	M	2.9286	172.15	115.17	104.70	[REDACTED]
Terminated Vested	[REDACTED]	M	20.5429	1196.65	807.85	734.41	[REDACTED]
Terminated Vested	[REDACTED]	M	8.4857	777.87	333.70	303.36	[REDACTED]
Terminated Vested	[REDACTED]	M	11.5000	140.88	140.88	137.31	[REDACTED]
Terminated Vested	[REDACTED]	M	14.9986	1499.78	589.82	536.20	[REDACTED]
Terminated Vested	[REDACTED]	M	10.2857	2057.15	404.48	367.71	[REDACTED]
Terminated Vested	[REDACTED]	M	7.5714	740.71	297.75	270.68	[REDACTED]
Terminated Vested	[REDACTED]	M	4.5714	675.01	179.77	163.43	[REDACTED]
Terminated Vested	[REDACTED]	M	6.7143	792.88	264.04	240.04	[REDACTED]
Terminated Vested	[REDACTED]	M	8.5714	878.57	337.07	306.43	[REDACTED]
Terminated Vested	[REDACTED]	M	5.7143	621.43	224.72	204.29	[REDACTED]
Terminated Vested	[REDACTED]	M	26.4500	2359.93	1040.15	945.59	[REDACTED]



Terminated Vested	[REDACTED]	M	4.1714	329.65	164.04	149.13	[REDACTED]
Terminated Vested	[REDACTED]	M	8.0143	632.86	315.16	286.51	[REDACTED]
Terminated Vested	[REDACTED]	M	22.4571	2357.60	883.12	802.84	[REDACTED]
Terminated Vested	[REDACTED]	M	21.2971	2846.12	837.51	761.37	[REDACTED]
Terminated Vested	[REDACTED]	M	13.7141	682.54	539.31	490.28	[REDACTED]
Terminated Vested	[REDACTED]	M	13.0000	1697.86	511.23	464.75	[REDACTED]
Terminated Vested	[REDACTED]	M	4.4286	664.28	174.15	158.32	[REDACTED]
Terminated Vested	[REDACTED]	M	6.4714	561.42	254.49	231.35	[REDACTED]
Terminated Vested	[REDACTED]	M	26.5000	2953.32	1042.12	947.38	[REDACTED]
Terminated Vested	[REDACTED]	M	24.2857	2666.52	955.03	868.21	[REDACTED]
Terminated Vested	[REDACTED]	M	12.0000	684.05	471.90	429.00	[REDACTED]
Terminated Vested	[REDACTED]	M	24.4428	1428.77	961.21	873.83	[REDACTED]
Terminated Vested	[REDACTED]	M	7.5715	271.85	247.19	224.72	[REDACTED]
Terminated Vested	[REDACTED]	M	11.7928	1019.60	463.75	421.59	[REDACTED]
Terminated Vested	[REDACTED]	M	5.4285	503.57	213.48	194.07	[REDACTED]
Terminated Vested	[REDACTED]	M	9.8000	1095.00	385.39	350.35	[REDACTED]
Terminated Vested	[REDACTED]	M	9.3143	812.15	366.29	332.99	[REDACTED]
Terminated Vested	[REDACTED]	M	4.2857	417.86	168.53	153.21	[REDACTED]
Terminated Vested	[REDACTED]	M	8.8000	534.00	346.06	314.60	[REDACTED]
Terminated Vested	[REDACTED]	M	7.4285	610.71	292.13	265.57	[REDACTED]
Terminated Vested	[REDACTED]	M	11.5600	1033.03	454.60	413.27	[REDACTED]
Terminated Vested	[REDACTED]	M	12.1429	1714.28	477.52	434.11	[REDACTED]
Terminated Vested	[REDACTED]	M	9.7143	1325.00	382.02	347.29	[REDACTED]
Terminated Vested	[REDACTED]	M	7.2857	782.15	286.51	260.46	[REDACTED]
Terminated Vested	[REDACTED]	M	27.0500	2528.07	1063.74	967.04	[REDACTED]
Terminated Vested	[REDACTED]	M	18.6114	1261.20	731.90	665.36	[REDACTED]
Terminated Vested	[REDACTED]	M	14.4286	1535.72	567.40	515.82	[REDACTED]
Terminated Vested	[REDACTED]	M	11.5999	1358.56	456.17	414.70	[REDACTED]
Terminated Vested	[REDACTED]	M	9.4856	1036.41	373.02	339.11	[REDACTED]
Terminated Vested	[REDACTED]	M	5.0000	803.57	196.63	178.75	[REDACTED]
Terminated Vested	[REDACTED]	M	5.8714	402.13	230.89	209.90	[REDACTED]
Terminated Vested	[REDACTED]	M	10.7142	757.70	421.33	383.03	[REDACTED]
Terminated Vested	[REDACTED]	M	3.8571	342.86	151.68	137.89	[REDACTED]
Terminated Vested	[REDACTED]	M	6.4571	389.82	253.92	230.84	[REDACTED]
Terminated Vested	[REDACTED]	M	9.8572	1014.30	387.63	352.39	[REDACTED]
Terminated Vested	[REDACTED]	M	6.1429	448.43	241.57	219.61	[REDACTED]
Terminated Vested	[REDACTED]	M	5.9999	707.14	235.95	214.50	[REDACTED]
Terminated Vested	[REDACTED]	M	8.0000	1253.58	314.60	286.00	[REDACTED]
Terminated Vested	[REDACTED]	M	16.7500	1582.44	658.69	598.81	[REDACTED]
Terminated Vested	[REDACTED]	M	9.2856	796.92	365.16	331.96	[REDACTED]

Terminated Vested		M	6.5715	846.45	258.42	234.93				
Terminated Vested		M	4.9000	300.18	192.70	175.18				
Terminated Vested		M	8.5714	685.72	337.07	306.43				
Disabled		M	21.8572	2611.76	2611.76	781.39	10/01/2011	1	0.00	0
Disabled		M	0.0000	696.68	696.68	498.13	04/01/1993	4	0.50	0
Disabled		M	34.3714	2967.86	2967.86	1228.78	07/01/2009	1	0.00	0
Disabled		M	15.0000	726.25	726.25	536.25	05/01/1997	1	0.00	0
Disabled		M	0.0000	1040.43	1040.43	743.91	09/01/1992	1	0.00	0
Disabled		M	0.0000	280.04	280.04	200.23	10/01/1991	1	0.00	0
Disabled		M	13.7142	353.08	353.08	302.54	04/01/1999	1	0.00	0
Disabled		M	16.7143	1462.82	1462.82	597.54	08/01/2006	1	0.00	0
Disabled		M	17.9999	2063.09	2063.09	643.50	06/01/2010	1	0.00	0
Disabled		M	14.4714	595.20	595.20	486.24	10/01/1994	1	0.00	0
Disabled		M	23.2442	2237.01	2237.01	830.98	11/01/2008	1	0.00	0
Disabled		M	19.8571	1517.80	1517.80	709.89	05/01/2002	1	0.00	0
Disabled		M	0.0000	923.65	923.65	660.41	06/01/1996	1	0.00	0
Disabled		M	9.8571	411.93	411.93	336.03	12/01/2000	1	0.00	0
Disabled		M	0.0000	557.66	557.66	398.73	11/01/1987	4	0.50	0
Disabled		M	15.7673	614.10	614.10	503.92	02/01/2002	1	0.00	0
Disabled		M	15.0000	1423.36	1423.36	536.25	04/01/1999	1	0.00	0
Disabled		M	0.0000	114.25	114.25	81.69	02/01/1980	1	0.00	0
Disabled		M	10.2856	819.71	819.71	367.71	10/01/2010	1	0.00	0
Disabled		M	23.5386	1925.17	1925.17	841.50	04/01/2002	1	0.00	0
Disabled		M	29.7271	1826.84	1826.84	1062.74	07/01/2004	4	0.50	0
Disabled		M	14.1429	1492.33	1492.33	505.61	01/01/2013	1	0.00	0
Disabled		M	0.0000	457.02	457.02	326.77	06/01/1994	1	0.00	0
Disabled		M	0.0000	286.55	286.55	204.88	01/01/1997	4	0.50	0
Disabled		M	20.5713	1767.06	1767.06	735.42	11/01/2009	1	0.00	0
Disabled		M	29.4800	3289.69	3289.69	1053.91	06/01/2010	1	0.00	0
Disabled		M	16.7142	737.90	737.90	597.53	04/01/2005	1	0.00	0
Disabled		M	25.8571	3055.76	3055.76	924.39	07/01/2013	1	0.00	0
Disabled		M	0.0000	458.54	458.54	327.86	03/01/1994	1	0.00	0
Disabled		M	30.9100	2643.07	2643.07	1105.03	11/01/2007	4	0.50	0
Disabled		M	0.0000	734.13	734.13	524.90	02/01/1995	1	0.00	0
Disabled		M	17.5113	1096.36	1096.36	626.03	09/01/2005	4	0.50	0
Disabled		M	19.4843	1702.71	1702.71	696.56	11/01/2008	4	0.75	0
Disabled		M	0.0000	360.57	360.57	257.81	05/01/1996	1	0.00	0
Disabled		M	10.4287	556.88	556.88	372.83	05/01/2010	1	0.00	0
Disabled		M	0.0000	359.61	359.61	257.12	02/01/1992	1	0.00	0
Disabled		M	24.7143	3316.96	3316.96	883.54	05/01/2011	1	0.00	0

Disabled	M	16.5714	1705.02	1705.02	592.43	02/01/2004	1	0.00	0	
Disabled	M	16.9999	232.66	232.66	221.34	04/01/1998	4	0.50	0	
Disabled	M	10.5000	464.37	464.37	375.38	02/01/1999	1	0.00	0	
Disabled	M	30.5000	501.57	501.57	459.94	09/01/1992	1	0.00	0	
Disabled	M	15.9999	2042.01	2042.01	572.00	04/01/2008	1	0.00	0	
Disabled	M	0.0000	1040.67	1040.67	744.08	04/01/1995	4	0.50	0	
Disabled	M	26.4000	2868.63	2868.63	943.80	11/01/2011	1	0.00	0	
Disabled	M	0.0000	963.84	963.84	689.15	01/01/1991	1	0.00	0	
Disabled	M	0.0000	855.03	855.03	611.35	02/01/1991	1	0.00	0	
Disabled	M	20.1429	1771.80	1771.80	720.11	05/01/2001	1	0.00	0	
Disabled	M	0.0000	490.88	490.88	350.98	07/01/1995	4	0.50	0	
Retiree	M	28.1000	1136.69	1068.36	929.83	05/01/2005	1	0.00	0	
Retiree	M	1.0000	31.62	31.62	26.47	01/01/2011	1	0.00	0	
Retiree	M	23.1786	772.79	707.78	643.44	12/01/2009	4	0.75	0	
Retiree	M	0.0000	430.23	430.23	307.61	10/01/1990	1	0.00	0	
Retiree	M	7.4285	312.03	312.03	254.43	04/01/1998	1	0.00	0	
Retiree	M	0.0000	268.78	268.78	192.18	11/01/1994	1	0.00	0	
Retiree	M	26.0000	321.56	321.56	312.78	07/01/2003	1	0.00	0	
Retiree	M	26.7428	1745.84	1745.84	956.06	11/01/2001	1	0.00	0	
Retiree	M	17.1000	138.71	138.71	138.68	06/01/1998	1	0.00	0	
Retiree	M	33.6571	1704.41	1704.41	1203.24	01/01/1997	1	0.00	0	
Retiree	M	0.0000	122.23	122.23	87.39	02/01/1992	1	0.00	0	
Retiree	M	15.1428	824.15	824.15	541.36	10/01/1999	1	0.00	0	
Retiree	M	38.6171	1774.89	1710.82	1380.56	01/01/2001	4	0.50	0	
Retiree	M	38.0000	3055.47	1494.35	1358.50	03/01/2011	1	0.00	0	
Retiree	M	0.0000	397.00	397.00	283.86	07/01/1995	4	0.50	0	
Retiree	M	23.0800	2034.56	907.62	825.11	12/01/2005	4	0.50	0	
Retiree	M	27.6072	1272.36	1085.66	986.96	03/01/2011	1	0.00	0	
Retiree	M	0.0000	617.26	617.26	441.34	01/01/1995	1	0.00	0	
Retiree	M	12.5958	133.02	133.02	133.01	10/01/2000	4	0.50	0	
Retiree	M	22.5200	1406.06	1406.06	805.09	10/01/2000	4	0.50	0	
Retiree	M	0.0000	998.60	998.60	714.00	03/01/1991	1	0.00	0	
Retiree	M	34.6000	2118.38	1764.78	1236.95	01/01/2002	4	0.50	0	
Retiree	M	0.0000	298.43	298.43	213.38	11/01/1984	4	0.50	0	
Retiree	M	7.7400	149.69	146.95	133.59	04/01/2004	1	0.00	0	
Retiree	M	9.1428	1767.15	359.55	326.86	02/01/2013	1	0.00	0	
Retiree	F	18.0000	603.17	563.96	501.84	01/01/1997	1	0.00	0	
Retiree	M	14.5500	347.61	330.83	300.75	12/01/2012	1	0.00	0	
Retiree	M	35.1486	1101.40	1101.40	923.00	04/01/1996	1	0.00	0	
Retiree	M	0.0000	1008.50	1008.50	721.08	12/01/1993	4	0.50	0	

Retiree		M	19.4571	1616.26	1531.15	695.59	07/01/2000	4	0.50	0	
Retiree		M	0.0000	289.84	289.84	207.24	04/01/1983	1	0.00	0	
Retiree		M	12.5833	98.81	98.81	98.78	09/01/2013	1	0.00	0	
Retiree		M	3.0000	91.88	91.88	77.16	12/01/2006	1	0.00	0	
Retiree		M	0.0000	751.80	751.80	537.54	08/01/1991	4	0.50	0	
Retiree		M	22.6000	792.25	722.18	656.53	10/01/2005	1	0.00	0	
Retiree		M	11.3100	292.12	275.20	250.18	02/01/2004	1	0.00	0	
Retiree		M	0.0000	49.66	49.66	35.51	11/01/1987	4	0.50	0	
Retiree		M	0.0000	154.70	154.70	110.61	01/01/2011	3	0.00	10	
Retiree		M	9.0000	617.27	617.27	321.75	07/01/2000	4	0.50	0	
Retiree		M	0.0000	171.09	171.09	122.33	03/01/1993	1	0.00	0	
Retiree		M	0.0000	420.15	420.15	300.41	09/01/1994	4	0.50	0	
Retiree		M	11.6000	79.08	79.08	79.11	10/01/1997	1	0.00	0	
Retiree		M	11.9500	1127.09	1127.09	427.21	07/01/2002	1	0.00	0	
Retiree		M	24.1100	1412.37	1164.77	861.93	02/02/2002	1	0.00	0	
Retiree		M	16.0714	356.36	342.61	311.46	03/01/2007	4	0.50	0	
Retiree		F	13.3714	412.40	380.66	346.05	09/01/2012	1	0.00	0	
Retiree		M	18.2000	197.11	197.11	197.11	07/01/1995	1	0.00	0	
Retiree		M	24.7271	2005.45	972.39	883.99	05/01/2006	4	0.50	0	
Retiree		M	9.5000	41.72	41.72	41.71	08/01/2013	1	0.00	0	
Retiree		M	19.9286	759.19	759.19	624.36	08/01/1998	1	0.00	0	
Retiree		M	33.4000	1488.24	1488.24	1194.05	03/01/1996	1	0.00	0	
Retiree		M	3.7143	536.53	315.27	132.79	06/01/2010	1	0.00	0	
Retiree		M	37.4000	2811.82	1470.76	1337.05	09/01/2006	4	0.50	0	
Retiree		M	21.8571	1822.15	1148.32	781.39	01/01/2003	4	0.50	0	
Retiree		M	0.0000	99.42	99.42	71.09	03/01/1992	1	0.00	0	
Retiree		M	22.8457	1353.34	1353.34	816.73	09/01/2001	1	0.00	0	
Retiree		M	0.0000	822.57	822.57	588.14	11/01/1991	1	0.00	0	
Retiree		M	26.8000	1511.84	1053.91	958.10	08/01/2006	4	0.50	0	
Retiree		M	0.0000	1043.95	1043.95	746.42	01/01/1993	1	0.00	0	
Retiree		M	16.8571	1467.24	662.90	602.64	04/01/2008	1	0.00	0	
Retiree		M	27.5713	1751.09	1751.09	985.67	02/01/1999	1	0.00	0	
Retiree		M	0.0000	922.66	922.66	659.70	09/01/1994	4	0.50	0	
Retiree		M	32.3571	2435.70	1330.61	1156.77	02/01/2004	1	0.00	0	
Retiree		M	27.8000	1026.70	955.05	846.51	02/01/2006	1	0.00	0	
Retiree		M	25.9814	431.20	431.20	394.92	05/01/1994	1	0.00	0	
Retiree		M	12.2857	1056.45	989.57	439.21	01/01/2000	4	0.50	0	
Retiree		M	0.0000	990.35	990.35	708.10	09/01/1993	1	0.00	0	
Retiree		M	0.0000	1868.71	1868.71	1336.13	04/01/1994	1	0.00	0	
Retiree		M	32.0000	1670.57	1608.74	1144.00	03/01/2000	4	0.50	0	

Retiree		F	13.0000	613.28	511.23	464.75	10/01/1999	1	0.00	0	
Retiree		M	8.9999	910.71	910.71	321.75	12/01/2000	1	0.00	0	
Retiree		M	0.0000	716.93	716.93	512.60	02/01/1988	4	0.50	0	
Retiree		M	0.0000	1248.21	1248.21	892.47	09/01/1993	4	0.50	0	
Retiree		M	19.0000	152.00	152.00	152.00	10/01/2001	1	0.00	0	
Retiree		M	40.0000	2032.44	1710.83	1430.00	01/01/1999	1	0.00	0	
Retiree		M	19.0000	741.96	741.96	608.76	12/01/1990	1	0.00	0	
Retiree		M	0.0000	981.52	981.52	701.79	07/01/1991	1	0.00	0	
Retiree		M	9.1000	62.78	62.78	62.79	11/01/2003	1	0.00	0	
Retiree		M	25.7142	1217.97	1176.62	919.28	01/01/2006	4	0.50	0	
Retiree		M	0.0000	109.80	109.80	78.51	04/01/1987	1	0.00	0	
Retiree		M	31.1429	820.40	805.62	701.03	12/01/2003	4	0.50	0	
Retiree		M	0.0000	1206.64	1206.64	862.75	05/01/1993	1	0.00	0	
Retiree		M	8.3000	66.53	66.53	66.57	04/01/1996	4	0.50	0	
Retiree		M	20.9429	1875.92	823.58	748.71	07/01/2002	4	0.50	0	
Retiree		M	13.4672	441.17	441.17	367.92	03/01/1999	4	0.50	0	
Retiree		M	0.0000	666.06	666.06	476.23	04/01/1989	4	0.50	0	
Retiree		M	14.6072	590.37	578.57	483.06	05/01/2000	1	0.00	0	
Retiree		M	10.4000	76.09	76.09	76.13	05/01/2000	1	0.00	0	
Retiree		M	0.0000	810.02	810.02	579.16	01/01/1993	4	0.50	0	
Retiree		M	0.0000	1146.56	1146.56	819.79	10/01/1993	1	0.00	0	
Retiree		M	7.5500	474.40	296.90	269.91	03/01/2015	1	0.00	0	
Retiree		M	15.1000	404.88	404.88	345.19	01/01/1985	1	0.00	0	
Retiree		M	14.6000	121.10	121.10	121.03	02/01/2010	1	0.00	0	
Retiree		M	21.3000	1288.93	1288.93	761.48	05/01/1996	1	0.00	0	
Retiree		M	16.8571	485.06	485.06	410.13	11/01/1998	1	0.00	0	
Retiree		M	16.8571	106.63	106.63	106.71	11/01/1992	1	0.00	0	
Retiree		M	23.6929	523.23	523.23	457.51	01/01/2002	4	0.50	0	
Retiree		M	6.4000	43.20	43.20	43.20	11/01/2004	1	0.00	0	
Retiree		M	23.6929	84.48	84.48	84.58	06/01/1986	4	0.50	0	
Retiree		M	6.4000	455.84	455.84	228.80	06/01/1993	4	0.50	0	
Retiree		M	29.7143	2040.20	1255.69	1062.29	12/01/2004	4	0.50	0	
Retiree		M	23.8572	810.48	810.48	673.49	09/01/1991	1	0.00	0	
Retiree		M	0.1429	1318.03	1318.03	5.11	08/01/1996	4	0.50	0	
Retiree		M	24.8757	1611.07	1516.15	889.31	10/01/2000	4	0.50	0	
Retiree		M	0.1429	51.33	51.33	5.11	05/01/1992	1	0.00	0	
Retiree		M	24.8757	166.23	166.23	166.17	04/01/1988	1	0.00	0	
Retiree		M	29.5000	1169.16	1138.36	957.87	10/01/2000	4	0.50	0	
Retiree		M	14.0000	96.60	96.60	96.60	12/01/2002	1	0.00	0	
Retiree		M	7.4000	33.01	33.01	33.00	02/01/2005	4	0.50	0	

Retiree		M	14.0000	634.13	634.13	500.50	11/01/1991	4	0.50	0	
Retiree		F	8.6300	751.50	751.50	308.52	03/01/2002	1	0.00	0	
Retiree		M	13.0000	103.84	103.84	103.87	03/01/1999	1	0.00	0	
Retiree		M	14.2000	127.80	127.80	127.80	04/01/2009	1	0.00	0	
Retiree		M	38.1000	2980.34	1498.29	1362.08	01/01/2015	4	0.50	0	
Retiree		M	13.0000	734.60	734.60	464.75	01/01/1992	1	0.00	0	
Retiree		M	14.2000	115.11	115.11	115.16	08/01/1991	4	0.50	0	
Retiree		M	32.2743	1276.55	1276.55	1046.01	02/01/1998	1	0.00	0	
Retiree		M	25.5200	1006.56	1006.56	825.06	05/01/1997	4	0.50	0	
Retiree		M	17.0000	138.07	138.07	138.04	12/01/2000	1	0.00	0	
Retiree		M	0.0000	168.97	168.97	120.81	09/01/1992	1	0.00	0	
Retiree		M	8.7000	78.30	78.30	78.30	09/01/2005	1	0.00	0	
Retiree		M	28.0714	2558.48	1103.91	1003.55	10/01/2010	1	0.00	0	
Retiree		M	30.0000	1360.15	1306.03	1072.50	11/01/1998	4	0.50	0	
Retiree		M	7.8571	846.42	846.42	280.89	06/01/2005	1	0.00	0	
Retiree		M	15.2000	206.12	206.12	196.38	06/01/2003	1	0.00	0	
Retiree		M	0.0000	113.70	113.70	81.30	12/01/1994	4	0.50	0	
Retiree		M	0.0000	667.15	667.15	477.01	12/01/1994	1	0.00	0	
Retiree		M	8.7000	71.45	71.45	71.43	02/01/2002	1	0.00	0	
Retiree		M	28.6000	2071.80	1203.63	1022.45	01/01/2004	4	0.50	0	
Retiree		M	33.1000	2007.45	1866.29	1183.33	01/01/2001	4	0.50	0	
Retiree		M	0.0000	196.61	196.61	140.58	01/01/1996	4	0.50	0	
Retiree		M	14.5714	548.88	496.88	451.71	08/01/1999	1	0.00	0	
Retiree		M	6.5715	676.38	676.38	234.93	01/01/1999	1	0.00	0	
Retiree		M	0.0000	522.41	522.41	373.52	03/01/1993	1	0.00	0	
Retiree		M	0.0000	1324.19	1324.19	946.80	07/01/1996	4	0.50	0	
Retiree		M	9.8000	88.20	88.20	88.20	10/01/2001	1	0.00	0	
Retiree		M	30.4286	1478.47	1422.10	1087.82	06/01/2000	1	0.00	0	
Retiree		M	25.4286	679.78	637.75	579.77	08/01/2006	4	0.50	0	
Retiree		M	12.8672	657.65	506.00	460.00	02/01/2002	1	0.00	0	
Retiree		M	11.7500	404.56	383.97	335.70	06/01/2002	1	0.00	0	
Retiree		M	9.7000	65.48	65.48	65.48	04/01/2003	1	0.00	0	
Retiree		M	8.3000	77.13	77.13	77.11	05/01/2006	1	0.00	0	
Retiree		M	0.0000	213.53	213.53	152.67	06/01/1990	1	0.00	0	
Retiree		M	18.0000	1959.71	707.85	643.50	11/01/2008	4	0.50	0	
Retiree		M	32.3000	2203.57	1721.34	1154.73	01/01/2002	4	0.50	0	
Retiree		M	14.7000	112.68	112.68	112.75	07/01/2001	4	0.50	0	
Retiree		M	0.0000	231.84	231.84	165.77	10/01/1985	1	0.00	0	
Retiree		M	4.0000	239.90	239.90	143.00	01/01/1999	1	0.00	0	
Retiree		M	19.3014	828.81	795.63	674.78	02/01/1999	1	0.00	0	

Retiree		M	16.8929	737.94	681.98	599.87	01/01/2003	4	0.50	0	
Retiree		M	11.5000	259.00	259.00	225.86	09/01/1998	1	0.00	0	
Retiree		M	0.0000	457.07	457.07	326.81	04/01/1992	1	0.00	0	
Retiree		M	0.0000	627.42	627.42	448.61	08/01/1989	1	0.00	0	
Retiree		M	25.5714	1103.87	1103.87	898.32	08/01/1998	4	0.50	0	
Retiree		M	14.6542	1038.70	1015.58	523.89	01/01/2000	1	0.00	0	
Retiree		M	32.0143	1294.01	1294.01	1058.71	01/01/2000	4	0.50	0	
Retiree		M	0.0000	129.48	129.48	92.58	03/01/1994	1	0.00	0	
Retiree		M	26.9704	1916.31	1060.61	964.19	07/01/2009	4	0.50	0	
Retiree		M	35.0286	1499.77	1497.17	1221.45	06/01/2000	1	0.00	0	
Retiree		M	28.3285	1776.01	1698.78	1012.74	01/01/2001	4	0.50	0	
Retiree		M	0.8571	755.05	755.05	30.64	01/01/1995	1	0.00	0	
Retiree		M	45.5713	2156.61	1864.99	1629.17	05/01/2003	1	0.00	0	
Retiree		M	21.8571	555.09	524.13	476.48	11/01/2006	1	0.00	0	
Retiree		M	13.0000	1139.95	1139.95	464.75	06/01/2000	1	0.00	0	
Retiree		M	11.2145	162.64	162.64	152.85	10/01/2000	1	0.00	0	
Retiree		M	31.5000	1552.89	1369.63	1126.13	05/01/2002	4	0.50	0	
Retiree		M	0.0000	339.78	339.78	242.94	06/01/1987	1	0.00	0	
Retiree		M	0.0000	737.40	737.40	527.24	11/01/1995	1	0.00	0	
Retiree		M	0.0000	452.11	452.11	323.26	10/01/1993	1	0.00	0	
Retiree		M	30.0286	3033.50	1180.87	1073.52	01/01/2013	1	0.00	0	
Retiree		M	10.7500	582.50	422.74	384.31	11/01/2007	1	0.00	0	
Retiree		M	0.0000	1250.49	1250.49	894.10	03/01/1996	1	0.00	0	
Retiree		M	14.5713	925.39	837.30	520.92	09/01/2000	4	0.50	0	
Retiree		M	19.4285	1140.08	1046.07	694.57	10/01/2000	1	0.00	0	
Retiree		M	0.0000	112.89	112.89	80.72	11/01/1991	1	0.00	0	
Retiree		M	0.0000	393.74	393.74	281.52	08/01/1988	1	0.00	0	
Retiree		M	29.0000	1538.42	1147.06	1036.75	05/01/2002	4	0.50	0	
Retiree		M	0.0000	437.58	437.58	312.87	02/01/1991	4	0.50	0	
Retiree		M	0.0000	534.93	534.93	382.47	03/01/1988	1	0.00	0	
Retiree		M	20.3657	437.60	436.61	384.30	02/01/2002	4	0.50	0	
Retiree		M	0.0000	1137.79	1137.79	813.52	04/01/1995	1	0.00	0	
Retiree		M	28.2857	1311.01	1112.33	1011.21	11/01/2004	1	0.00	0	
Retiree		M	35.0001	2441.89	1909.14	1251.25	02/01/2005	1	0.00	0	
Retiree		M	15.5714	123.04	123.04	123.01	10/01/2008	4	0.75	0	
Retiree		M	13.8571	126.49	126.49	126.52	01/01/1999	4	0.50	0	
Retiree		M	0.0000	1012.43	1012.43	723.89	07/01/1995	4	0.50	0	
Retiree		M	10.0000	43.50	43.50	43.50	01/01/2011	1	0.00	0	
Retiree		M	0.0000	331.30	331.30	236.88	01/01/1992	1	0.00	0	
Retiree		M	20.2857	1926.63	797.73	725.21	03/01/2012	1	0.00	0	

Retiree		M	29.7143	1405.42	1168.52	1062.29	02/01/2005	1	0.00	0	
Retiree		M	17.4200	913.31	685.05	622.77	08/01/2008	4	0.50	0	
Retiree		M	15.7737	250.49	250.49	231.24	01/01/2015	1	0.00	0	
Retiree		M	0.0000	922.02	922.02	659.24	02/01/1997	4	0.50	0	
Retiree		M	13.3714	776.37	525.83	478.03	04/01/2013	1	0.00	0	
Retiree		M	10.2000	94.88	94.88	94.86	11/01/1995	1	0.00	0	
Retiree		M	23.1429	262.23	262.23	260.36	04/01/2004	1	0.00	0	
Retiree		M	38.1786	2887.18	1501.37	1364.88	09/01/2009	1	0.00	0	
Retiree		M	11.7143	85.22	85.22	85.16	09/01/2000	1	0.00	0	
Retiree		M	11.4000	104.40	104.40	104.42	01/01/2003	1	0.00	0	
Retiree		M	21.0000	782.26	782.26	644.49	05/01/1992	1	0.00	0	
Retiree		M	21.0000	1595.23	1172.06	750.75	03/01/2002	4	0.50	0	
Retiree		M	15.2500	131.97	131.97	131.91	03/01/1996	1	0.00	0	
Retiree		M	0.0000	622.93	622.93	445.39	12/01/1993	1	0.00	0	
Retiree		M	14.2857	1293.25	915.33	510.71	12/01/2001	1	0.00	0	
Retiree		M	0.0000	506.65	506.65	362.25	05/01/1994	4	0.50	0	
Retiree		M	35.0000	2939.16	1376.38	1251.25	02/01/2005	1	0.00	0	
Retiree		M	28.2857	1099.07	1061.78	902.31	03/01/1998	1	0.00	0	
Retiree		M	32.6571	2475.43	1284.24	1167.49	01/01/2006	1	0.00	0	
Retiree		M	23.5786	1317.61	927.22	842.93	12/01/2011	1	0.00	0	
Retiree		M	14.6343	712.53	632.59	523.18	06/01/1997	4	0.50	0	
Retiree		M	8.0000	206.31	204.32	176.72	11/01/2001	1	0.00	0	
Retiree		M	11.5000	176.25	176.25	163.88	06/01/2002	4	0.50	0	
Retiree		M	0.0000	553.48	553.48	395.74	03/01/1989	1	0.00	0	
Retiree		M	0.0000	725.48	725.48	518.72	01/01/1993	4	0.50	0	
Retiree		M	22.4229	1334.61	1334.61	801.62	12/01/1998	1	0.00	0	
Retiree		M	0.0000	169.65	169.65	121.30	11/01/1993	1	0.00	0	
Retiree		M	35.9571	2695.88	2033.59	1285.47	12/01/1999	1	0.00	0	
Retiree		F	25.4286	411.27	411.27	378.38	12/01/1999	1	0.00	0	
Retiree		M	12.7000	109.60	109.60	109.60	02/01/1999	1	0.00	0	
Retiree		M	0.0000	1388.38	1388.38	992.69	03/01/1994	4	0.50	0	
Retiree		M	0.0000	899.46	899.46	643.11	09/01/1992	1	0.00	0	
Retiree		M	22.0914	1107.95	868.75	789.77	03/01/2006	1	0.00	0	
Retiree		M	33.8000	1321.97	1321.97	1084.30	10/01/2001	4	0.50	0	
Retiree		M	18.4641	961.79	961.79	660.09	05/01/1999	1	0.00	0	
Retiree		M	16.5714	1081.19	973.81	592.43	11/01/2000	4	0.50	0	
Retiree		M	0.0000	602.77	602.77	430.98	09/01/1992	4	0.50	0	
Retiree		M	6.6000	59.63	59.63	59.60	12/01/1999	1	0.00	0	
Retiree		M	0.0000	272.59	272.59	194.90	01/01/1993	1	0.00	0	
Retiree		M	15.0786	774.05	592.97	539.06	08/01/2010	1	0.00	0	



Retiree	[REDACTED]	F	37.2429	1630.84	1518.51	1325.47	08/01/1998	4	0.50	0	[REDACTED]
Retiree	[REDACTED]	M	30.1606	1602.48	1602.48	1078.24	02/01/2000	4	0.50	0	[REDACTED]
Retiree	[REDACTED]	M	11.2500	620.92	451.34	402.19	03/01/2004	4	0.50	0	[REDACTED]
Retiree	[REDACTED]	M	22.5299	1098.31	885.98	805.44	04/01/2012	1	0.00	0	[REDACTED]
Retiree	[REDACTED]	M	1.0000	132.68	132.68	35.75	01/01/1992	1	0.00	0	[REDACTED]
Retiree	[REDACTED]	M	23.4354	918.52	866.03	753.21	05/01/2002	1	0.00	0	[REDACTED]
Retiree	[REDACTED]	F	9.8599	297.88	275.59	250.54	08/01/2011	1	0.00	0	[REDACTED]
Retiree	[REDACTED]	M	37.0614	1267.48	1267.48	1052.54	12/01/1998	4	0.50	0	[REDACTED]
Retiree	[REDACTED]	M	0.0000	429.78	429.78	307.29	11/01/1993	4	0.50	0	[REDACTED]
Retiree	[REDACTED]	M	21.4000	538.98	538.98	463.10	05/01/1998	4	0.50	0	[REDACTED]
Retiree	[REDACTED]	M	6.5700	490.50	258.37	234.88	06/01/2009	1	0.00	0	[REDACTED]
Retiree	[REDACTED]	M	17.6428	1340.42	1340.42	630.73	10/01/1996	4	0.50	0	[REDACTED]
Retiree	[REDACTED]	M	0.5714	865.49	865.49	20.43	05/01/1995	1	0.00	0	[REDACTED]
Retiree	[REDACTED]	M	9.0000	1071.43	353.93	321.75	10/01/2006	1	0.00	0	[REDACTED]
Retiree	[REDACTED]	M	13.8214	538.78	486.37	442.15	03/01/2008	4	0.50	0	[REDACTED]
Retiree	[REDACTED]	M	0.0000	172.68	172.68	123.47	06/01/1994	1	0.00	0	[REDACTED]
Retiree	[REDACTED]	M	17.0857	382.26	382.26	333.68	07/01/1995	1	0.00	0	[REDACTED]
Retiree	[REDACTED]	M	37.6000	1927.60	1927.60	1344.20	01/01/2000	4	0.50	0	[REDACTED]
Retiree	[REDACTED]	M	20.2500	438.94	423.45	384.95	05/01/2007	4	0.50	0	[REDACTED]
Retiree	[REDACTED]	M	14.7500	104.16	104.16	104.14	09/01/2014	4	0.75	0	[REDACTED]
Retiree	[REDACTED]	M	26.3284	1056.69	1056.69	864.89	02/01/1999	4	0.50	0	[REDACTED]
Retiree	[REDACTED]	M	0.0000	210.23	210.23	150.31	04/01/1997	1	0.00	0	[REDACTED]
Retiree	[REDACTED]	M	0.0000	638.01	638.01	456.18	09/01/1993	4	0.50	0	[REDACTED]
Retiree	[REDACTED]	M	28.4443	1463.81	1118.57	1016.88	01/01/2009	4	0.75	0	[REDACTED]
Retiree	[REDACTED]	M	0.0000	681.94	681.94	487.59	06/01/1991	4	0.50	0	[REDACTED]
Retiree	[REDACTED]	M	0.0000	84.85	84.85	60.67	06/01/1995	1	0.00	0	[REDACTED]
Retiree	[REDACTED]	M	10.1428	569.49	569.49	362.61	04/01/1998	1	0.00	0	[REDACTED]
Retiree	[REDACTED]	M	12.7500	123.50	123.50	123.55	01/01/2001	4	0.50	0	[REDACTED]
Retiree	[REDACTED]	M	0.0000	608.41	608.41	435.01	12/01/1994	1	0.00	0	[REDACTED]
Retiree	[REDACTED]	M	31.9392	1718.43	1256.01	1141.83	06/01/2005	1	0.00	0	[REDACTED]
Retiree	[REDACTED]	M	22.0000	507.39	485.21	441.10	08/01/2001	4	0.50	0	[REDACTED]
Retiree	[REDACTED]	M	0.0000	50.84	50.84	36.35	09/01/1994	1	0.00	0	[REDACTED]
Retiree	[REDACTED]	M	0.0000	1214.09	1214.09	868.07	07/01/1994	4	0.50	0	[REDACTED]
Retiree	[REDACTED]	M	16.7000	165.33	165.33	165.33	10/01/1996	1	0.00	0	[REDACTED]
Retiree	[REDACTED]	M	15.6000	110.24	110.24	110.29	03/01/2010	4	0.75	0	[REDACTED]
Retiree	[REDACTED]	M	0.0000	628.54	628.54	449.41	05/01/1991	4	0.50	0	[REDACTED]
Retiree	[REDACTED]	M	34.0715	1115.63	1115.63	930.49	08/01/1998	4	0.50	0	[REDACTED]
Retiree	[REDACTED]	M	0.0000	71.50	69.97	51.12	11/01/1999	1	0.00	0	[REDACTED]
Retiree	[REDACTED]	M	0.1429	508.95	508.95	5.11	04/01/1992	1	0.00	0	[REDACTED]
Retiree	[REDACTED]	M	17.5714	1551.13	691.00	628.18	04/01/2010	1	0.00	0	[REDACTED]

Retiree		M	0.0000	485.11	485.11	346.85	03/01/1990	4	0.50	0	
Retiree		M	0.0000	679.93	679.93	486.15	12/01/1992	1	0.00	0	
Retiree		M	0.0000	758.86	758.86	542.58	05/01/1989	1	0.00	0	
Retiree		M	0.0000	105.75	105.75	75.61	11/01/1994	1	0.00	0	
Retiree		M	9.1900	185.78	181.15	164.68	03/01/2012	4	0.75	0	
Retiree		M	0.0000	254.38	254.38	181.88	06/01/1994	1	0.00	0	
Retiree		M	0.0000	317.98	317.98	227.36	06/01/1994	1	0.00	0	
Retiree		F	10.8928	168.32	168.32	156.20	04/01/2012	1	0.00	0	
Retiree		M	16.1428	218.54	218.54	208.40	04/01/2012	1	0.00	0	
Retiree		M	29.6428	704.34	702.66	609.75	08/01/1999	1	0.00	0	
Retiree		M	0.0000	338.23	338.23	241.83	03/01/1993	4	0.50	0	
Retiree		M	0.0000	1750.00	1750.00	1251.25	04/01/1996	1	0.00	0	
Retiree		M	0.0000	547.84	547.84	391.71	01/01/1991	1	0.00	0	
Retiree		M	0.0000	159.16	159.16	113.80	03/01/1994	1	0.00	0	
Retiree		M	9.1429	825.35	359.55	326.86	04/01/2008	4	0.50	0	
Retiree		M	24.1085	1160.84	1160.84	861.88	02/01/2000	4	0.50	0	
Retiree		M	32.7857	2250.61	1289.30	1172.09	03/01/2008	4	0.50	0	
Retiree		M	0.0000	99.94	99.94	71.46	04/01/1997	1	0.00	0	
Retiree		M	0.0000	700.14	700.14	500.60	09/01/1991	4	0.50	0	
Retiree		M	0.0000	115.24	115.24	82.40	01/01/1991	1	0.00	0	
Retiree		M	11.2500	180.69	180.69	166.50	07/01/2005	1	0.00	0	
Retiree		M	39.9999	3098.98	1573.00	1430.00	12/31/2008	4	0.75	0	
Retiree		F	20.4286	2324.08	803.35	730.32	03/01/2007	1	0.00	0	
Retiree		M	8.7143	632.80	342.69	311.54	01/01/2011	4	0.75	0	
Retiree		M	16.1428	1816.00	812.00	577.11	09/01/2003	1	0.00	0	
Retiree		M	11.1514	705.86	438.53	398.66	03/01/2009	4	0.50	0	
Retiree		M	0.0000	1146.30	1146.30	819.60	01/01/1993	4	0.50	0	
Retiree		F	22.0829	520.28	496.02	450.93	03/01/2012	1	0.00	0	
Retiree		M	22.0829	1503.71	868.41	789.46	03/01/2012	1	0.00	0	
Retiree		M	31.5000	1451.04	1451.04	1126.13	03/01/1996	1	0.00	0	
Retiree		M	0.0000	1265.59	1265.59	904.90	04/01/1995	1	0.00	0	
Retiree		M	11.0000	1241.04	432.58	393.25	12/01/2009	4	0.50	0	
Retiree		M	34.7142	2018.83	1953.46	1241.03	01/01/2000	1	0.00	0	
Retiree		M	0.0000	661.73	661.73	473.14	04/01/1993	4	0.50	0	
Retiree		M	24.5715	2142.51	966.27	878.43	05/01/2008	4	0.50	0	
Retiree		M	14.5000	181.24	181.24	175.89	07/01/1997	1	0.00	0	
Retiree		M	36.6585	3083.44	1441.59	1310.54	04/30/2009	1	0.00	0	
Retiree		M	0.0000	135.87	135.87	97.15	05/01/1995	1	0.00	0	
Retiree		M	27.6428	504.06	503.98	453.89	07/01/1994	1	0.00	0	
Retiree		M	0.0000	688.22	688.22	492.08	06/01/1993	1	0.00	0	

Retiree		M	10.4271	505.55	505.55	372.77	01/01/1998	4	0.50	0	
Retiree		M	7.0000	750.00	615.49	250.25	08/01/2006	1	0.00	0	
Retiree		M	0.0000	621.22	621.22	444.17	01/01/1992	4	0.50	0	
Retiree		M	0.0000	51.98	51.98	37.17	06/01/1989	1	0.00	0	
Retiree		M	21.0000	2907.14	825.83	750.75	10/01/2012	1	0.00	0	
Retiree		M	19.1629	678.13	617.41	561.28	01/01/2004	1	0.00	0	
Retiree		M	18.0000	2190.69	707.85	643.50	12/01/2012	1	0.00	0	
Retiree		M	24.0357	1177.04	1177.04	859.28	04/01/2003	1	0.00	0	
Retiree		M	11.2000	100.80	100.80	100.80	04/01/2004	1	0.00	0	
Retiree		M	13.1000	103.49	103.49	103.49	09/01/1997	4	0.50	0	
Retiree		M	6.7857	391.63	325.08	242.59	01/01/2002	1	0.00	0	
Retiree		M	0.0000	157.36	157.36	112.51	08/01/1993	1	0.00	0	
Retiree		M	0.0000	87.88	87.88	62.83	05/01/1993	1	0.00	0	
Retiree		M	7.9900	173.24	167.08	151.89	01/01/2005	1	0.00	0	
Retiree		M	32.3000	3507.29	1270.20	1154.73	01/01/2012	1	0.00	0	
Retiree		M	15.4284	388.85	388.85	334.02	02/01/1998	1	0.00	0	
Retiree		M	14.6428	833.71	575.83	523.48	02/01/2001	1	0.00	0	
Retiree		M	9.6800	93.30	93.30	93.32	05/01/2008	1	0.00	0	
Retiree		M	29.1427	1536.30	1503.78	1041.85	10/01/2003	1	0.00	0	
Retiree		M	0.0000	1100.30	1100.30	786.71	08/01/1993	4	0.50	0	
Retiree		M	5.3929	141.72	139.88	121.12	10/01/2003	1	0.00	0	
Retiree		M	40.6927	2071.83	1600.24	1454.76	01/01/2011	4	0.50	0	
Retiree		M	9.6200	575.57	378.31	343.92	10/01/2003	1	0.00	0	
Retiree		M	32.1429	1302.33	1302.33	1065.22	04/01/1998	4	0.50	0	
Retiree		M	7.8572	761.68	308.98	280.89	11/01/2011	4	0.50	0	
Retiree		F	10.6430	496.96	418.54	380.49	01/01/2008	4	0.50	0	
Retiree		M	0.0000	489.92	489.92	350.29	07/01/1987	1	0.00	0	
Retiree		M	0.0000	281.16	281.16	201.03	04/01/1995	1	0.00	0	
Retiree		M	26.2286	1128.37	1010.38	918.53	10/01/2005	1	0.00	0	
Retiree		M	22.9286	858.90	778.09	707.35	10/01/2001	1	0.00	0	
Retiree		M	27.2429	2127.91	1071.32	973.93	12/01/2004	4	0.50	0	
Retiree		M	18.5714	2026.10	730.32	663.93	06/01/2005	4	0.50	0	
Retiree		M	8.7143	705.91	342.69	311.54	01/01/2010	1	0.00	0	
Retiree		M	0.8571	1675.85	1675.85	30.64	01/01/1997	1	0.00	0	
Retiree		M	30.6000	2733.48	1203.35	1093.95	05/01/2006	4	0.50	0	
Retiree		M	14.2500	418.89	390.75	353.40	01/01/1997	1	0.00	0	
Retiree		M	25.0243	2483.13	984.08	894.62	06/01/2008	4	0.50	0	
Retiree		M	0.0000	925.38	925.38	661.65	10/01/1991	1	0.00	0	
Retiree		M	16.9286	440.89	420.96	377.17	02/01/2012	4	0.50	0	
Retiree		M	34.4642	2201.99	1355.31	1232.10	07/01/2009	4	0.50	0	

Retiree		M	10.7500	56.10	56.10	56.12	08/01/2004	1	0.00	0	
Retiree		M	39.7143	2648.94	1815.45	1419.79	04/01/2003	1	0.00	0	
Retiree		M	0.0000	180.75	180.75	129.24	08/01/1991	1	0.00	0	
Retiree		M	12.2857	883.17	529.80	439.21	11/01/2003	4	0.50	0	
Retiree		M	10.5142	1092.86	413.47	375.88	09/01/2013	1	0.00	0	
Retiree		M	3.9144	285.01	153.93	139.94	01/01/2014	1	0.00	0	
Retiree		M	0.0000	134.14	134.14	95.91	09/01/1994	1	0.00	0	
Retiree		M	7.0000	50.05	50.05	50.05	09/01/1998	1	0.00	0	
Retiree		M	31.2855	2477.17	1230.31	1118.46	03/01/2006	4	0.50	0	
Retiree		M	28.0713	740.76	740.76	632.73	02/01/1998	1	0.00	0	
Retiree		M	7.0000	449.92	394.62	250.25	12/01/2003	4	0.50	0	
Retiree		F	26.4000	1320.84	1038.18	943.80	11/01/2011	1	0.00	0	
Retiree		M	8.2857	932.15	325.83	296.21	12/01/2011	1	0.00	0	
Retiree		M	18.4284	951.50	724.70	658.82	08/01/2011	4	0.50	0	
Retiree		M	28.3400	761.64	761.64	649.27	06/01/1997	1	0.00	0	
Retiree		M	8.5000	57.38	57.38	57.38	10/01/2009	1	0.00	0	
Retiree		M	18.9571	828.53	828.53	673.55	01/01/1999	1	0.00	0	
Retiree		M	28.2143	1696.23	1588.66	1008.66	09/01/2000	4	0.50	0	
Retiree		M	15.0773	1421.41	592.91	539.01	05/01/2006	1	0.00	0	
Retiree		M	24.5714	2511.52	966.27	878.43	09/01/2007	1	0.00	0	
Retiree		F	19.0000	2230.67	747.18	679.25	11/01/2006	1	0.00	0	
Retiree		M	11.1428	645.72	438.20	398.36	12/01/2015	1	0.00	0	
Retiree		M	30.9456	1637.65	1216.94	1106.31	02/01/2006	4	0.50	0	
Retiree		M	0.0000	116.17	116.17	83.06	08/01/1988	4	0.50	0	
Retiree		M	10.9200	185.42	185.42	169.15	01/01/2011	1	0.00	0	
Retiree		M	38.3113	1787.83	1787.83	1369.63	01/01/2001	4	0.50	0	
Retiree		M	0.0000	111.20	111.20	79.51	11/01/1996	4	0.50	0	
Retiree		M	24.9286	709.33	674.39	600.53	11/01/1996	1	0.00	0	
Retiree		M	23.6457	1796.81	929.86	845.33	12/01/2008	1	0.00	0	
Retiree		M	0.0000	730.12	730.12	522.04	01/01/1992	1	0.00	0	
Retiree		M	27.2500	847.58	826.73	710.68	07/01/1995	1	0.00	0	
Retiree		M	0.8571	1486.48	1486.48	30.64	01/01/1996	1	0.00	0	
Beneficiary		F	21.3214	447.08	433.42	394.02	08/01/2011	1	0.00	0	
Beneficiary		F	11.0000	22.21	22.21	22.22	10/01/2007	1	0.00	0	
Beneficiary		F	8.7143	225.92	212.81	193.46	01/01/2013	1	0.00	0	
Beneficiary		F	30.5000	299.91	299.91	299.82	10/01/2006	1	0.00	0	
Beneficiary		F	26.0200	299.33	299.33	296.11	08/01/2014	1	0.00	0	
Beneficiary		F	30.5343	1696.49	1200.76	1091.60	08/01/2014	1	0.00	0	
Beneficiary		F	35.4500	242.34	242.34	242.48	11/01/1988	1	0.00	0	
Beneficiary		F	10.3500	184.81	183.87	167.15	01/01/2006	1	0.00	0	

Beneficiary	F	28.3800	200.72	200.72	200.65	07/01/2000	1	0.00	0
Beneficiary	F	0.0000	295.38	295.38	211.20	02/01/2013	1	0.00	0
Beneficiary	F	39.0000	1277.78	1172.03	1065.48	03/01/2007	1	0.00	0
Beneficiary	F	30.5414	357.35	357.35	351.84	10/01/2007	1	0.00	0
Beneficiary	F	20.0800	230.34	230.34	227.91	12/01/2003	1	0.00	0
Beneficiary	M	23.1800	305.97	305.97	293.23	11/01/2010	1	0.00	0
Beneficiary	F	0.0000	115.73	115.73	82.75	12/01/2013	1	0.00	0
Beneficiary	F	0.0000	73.45	73.45	52.52	09/01/2013	1	0.00	0
Beneficiary	F	5.7143	147.49	138.97	126.34	08/01/2011	1	0.00	0
Beneficiary	F	39.9000	363.82	363.82	363.89	01/01/2008	1	0.00	0
Beneficiary	F	26.3000	434.68	434.68	398.45	11/01/2009	1	0.00	0
Beneficiary	F	0.0000	278.54	278.54	199.16	02/01/1999	1	0.00	0
Beneficiary	F	8.1200	130.94	130.94	120.58	05/01/1987	1	0.00	0
Beneficiary	F	0.0000	415.63	415.63	297.18	02/01/2010	1	0.00	0
Beneficiary	F	8.4000	72.58	72.58	72.58	02/01/2007	1	0.00	0
Beneficiary	F	0.0000	647.08	647.08	462.66	08/01/2015	1	0.00	0
Beneficiary	F	12.9289	100.53	100.53	100.59	02/01/2002	1	0.00	0
Beneficiary	F	7.5000	27.08	27.08	27.08	04/01/2010	1	0.00	0
Beneficiary	F	20.0000	458.10	458.10	398.60	12/01/2010	1	0.00	0
Beneficiary	F	24.4000	169.52	169.52	169.58	08/01/2001	1	0.00	0
Beneficiary	F	0.0000	208.79	208.79	149.28	09/01/2011	1	0.00	0
Beneficiary	F	35.7143	842.30	826.58	730.00	05/01/2010	1	0.00	0
Beneficiary	F	6.1429	154.27	145.82	132.56	10/01/2012	1	0.00	0
Beneficiary	F	27.1071	793.30	736.51	669.55	03/01/2010	1	0.00	0
Beneficiary	F	0.0000	393.01	313.30	281.00	08/01/2015	1	0.00	0
Beneficiary	F	29.7700	275.33	275.33	275.37	05/01/1996	1	0.00	0
Beneficiary	F	30.6429	456.61	456.61	426.86	12/01/1998	1	0.00	0
Beneficiary	F	13.5000	162.62	162.62	159.17	09/04/1991	1	0.00	0
Beneficiary	F	17.4200	90.93	90.93	90.93	06/01/1997	1	0.00	0
Beneficiary	F	20.4571	1084.77	1000.68	731.34	02/01/2014	1	0.00	0
Beneficiary	F	11.0000	281.07	265.11	241.01	07/01/1998	1	0.00	0
Beneficiary	F	27.6000	146.28	146.28	146.28	03/01/1994	1	0.00	0
Beneficiary	F	12.8043	278.83	272.85	244.43	06/01/1994	1	0.00	0
Beneficiary	F	30.2858	344.37	344.37	341.62	06/01/1987	1	0.00	0
Beneficiary	F	11.0000	162.84	162.84	152.35	08/01/1976	1	0.00	0
Beneficiary	F	11.7144	176.95	176.95	164.94	11/01/2010	1	0.00	0
Beneficiary	F	27.7500	271.75	271.75	271.67	02/01/1991	1	0.00	0
Beneficiary	F	0.0000	680.12	680.12	486.29	06/01/2010	1	0.00	0
Beneficiary	F	14.7144	200.65	200.65	190.99	03/01/1987	1	0.00	0
Beneficiary	F	21.2500	107.50	107.50	107.53	11/01/2005	1	0.00	0

Beneficiary	F	5.8571	263.57	263.57	209.39	02/01/2012	1	0.00	0
Beneficiary	F	17.2857	889.55	679.76	617.96	11/01/2012	1	0.00	0
Beneficiary	F	20.7143	327.10	327.10	302.22	10/01/2006	1	0.00	0
Beneficiary	F	22.7853	365.27	365.27	336.54	05/01/2012	1	0.00	0
Beneficiary	F	12.0000	189.29	189.29	174.96	08/01/2002	1	0.00	0
Beneficiary	F	9.3214	169.60	168.24	152.78	01/01/2008	1	0.00	0
Beneficiary	F	37.1114	760.01	754.83	672.09	03/01/2010	1	0.00	0
Beneficiary	F	30.9700	334.66	334.66	334.79	11/01/1989	1	0.00	0
Beneficiary	M	13.5471	380.19	354.66	322.42	11/01/2008	1	0.00	0
Beneficiary	F	0.0000	127.43	125.62	91.11	07/01/2008	1	0.00	0
Beneficiary	F	16.7000	610.05	610.05	503.51	06/01/2012	1	0.00	0
Beneficiary	F	11.8572	674.91	466.28	423.89	12/01/2011	1	0.00	0
Beneficiary	F	0.0000	654.54	654.54	468.00	09/01/2010	1	0.00	0
Beneficiary	F	18.6700	100.02	100.02	100.07	07/01/2002	1	0.00	0
Beneficiary	F	7.1800	44.44	44.44	44.44	04/01/2012	1	0.00	0
Beneficiary	F	30.1429	659.50	659.50	577.54	12/01/1998	1	0.00	0
Beneficiary	F	21.5715	240.56	240.56	239.66	06/01/1990	1	0.00	0
Beneficiary	F	0.0000	86.49	86.49	61.84	05/01/2015	1	0.00	0
Beneficiary	F	35.2500	610.82	610.82	555.19	04/01/2008	1	0.00	0
Beneficiary	F	31.1143	700.77	672.19	611.08	07/01/2015	1	0.00	0
Beneficiary	F	11.0000	916.11	827.46	393.25	06/01/2013	1	0.00	0
Beneficiary	F	0.0000	89.46	81.50	63.96	09/01/2010	1	0.00	0
Beneficiary	F	0.0000	607.26	607.26	434.19	11/01/2010	1	0.00	0
Beneficiary	F	22.0000	122.96	122.96	122.98	07/01/1988	1	0.00	0
Beneficiary	F	33.2300	192.31	192.31	192.40	06/01/2005	1	0.00	0
Beneficiary	F	35.0000	591.53	591.53	540.05	02/01/2007	1	0.00	0
Beneficiary	F	18.0000	62.96	62.96	63.00	07/01/1997	1	0.00	0
Beneficiary	F	0.0000	464.60	464.60	332.19	08/01/2007	1	0.00	0
Beneficiary	F	31.3714	450.39	450.39	424.14	03/01/2007	1	0.00	0
Beneficiary	M	1.0000	302.84	302.84	35.75	06/01/2011	1	0.00	0
Beneficiary	F	34.9643	610.85	610.79	554.18	10/01/2013	1	0.00	0
Beneficiary	F	20.0000	191.32	191.32	191.40	01/01/1988	1	0.00	0
Beneficiary	F	8.6443	215.28	215.28	185.25	12/01/1994	1	0.00	0
Beneficiary	F	36.7900	337.64	337.64	337.73	11/01/1994	1	0.00	0
Beneficiary	F	14.2857	74.42	74.42	74.43	06/01/1996	1	0.00	0
Beneficiary	F	25.2000	119.10	119.10	119.20	10/01/2008	1	0.00	0
Beneficiary	F	24.2142	370.61	370.61	344.57	02/01/2008	1	0.00	0
Beneficiary	M	3.4287	185.22	134.84	122.58	05/01/2015	1	0.00	0
Beneficiary	F	0.0000	414.04	414.04	296.04	06/01/1990	1	0.00	0
Beneficiary	F	31.8500	313.02	313.02	313.09	12/01/2012	1	0.00	0

Beneficiary	F	19.4900	318.87	318.87	292.74	05/01/1996	1	0.00	0
Beneficiary	F	39.4000	470.06	470.06	460.98	09/01/1998	1	0.00	0
Beneficiary	F	36.9658	1282.24	1224.18	1063.51	02/01/1998	1	0.00	0
Beneficiary	F	15.8200	309.08	309.08	275.43	01/01/1996	1	0.00	0
Beneficiary	F	14.6672	178.10	178.10	173.95	04/01/2002	1	0.00	0
Beneficiary	F	16.9000	59.24	59.24	59.32	12/01/2000	1	0.00	0
Beneficiary	F	20.3728	1041.34	937.26	728.33	08/01/2015	1	0.00	0
Beneficiary	F	0.0000	81.62	81.62	58.36	12/01/2010	1	0.00	0
Beneficiary	F	24.7300	119.68	119.68	119.69	12/01/2003	1	0.00	0
Beneficiary	F	19.2914	133.64	133.64	133.69	09/01/1998	1	0.00	0
Beneficiary	F	0.0000	143.45	143.45	102.57	08/01/1996	1	0.00	0
Beneficiary	F	26.2500	724.48	679.49	615.56	05/01/2015	1	0.00	0
Beneficiary	F	0.0000	284.92	224.09	203.72	02/01/2015	1	0.00	0
Beneficiary	F	0.0000	273.62	273.62	195.64	12/01/2015	1	0.00	0
Beneficiary	F	1.0000	368.17	368.17	35.75	04/01/2004	1	0.00	0
Beneficiary	F	22.2000	119.88	119.88	119.88	02/01/2011	1	0.00	0
Beneficiary	F	21.0004	240.26	240.26	237.93	06/01/1987	1	0.00	0
Beneficiary	F	15.7500	164.06	164.06	164.12	12/01/1989	1	0.00	0
Beneficiary	F	17.5000	441.95	441.95	379.58	12/01/1997	1	0.00	0
Beneficiary	F	0.0000	183.23	183.23	131.01	08/01/1991	1	0.00	0
Beneficiary	F	0.0000	120.96	95.57	86.49	01/01/2016	1	0.00	0
Beneficiary	F	23.6000	469.60	469.60	417.25	09/01/2008	1	0.00	0
Beneficiary	F	25.5714	1030.34	927.40	843.09	01/01/2011	1	0.00	0
Beneficiary	F	31.9700	321.23	321.23	321.30	09/01/1990	1	0.00	0
Beneficiary	F	36.1800	352.91	352.91	352.76	11/01/2000	1	0.00	0
Beneficiary	F	0.0000	350.72	350.72	250.76	03/01/2004	1	0.00	0
Beneficiary	F	21.0000	49.61	49.61	49.56	04/01/2011	1	0.00	0
Beneficiary	F	23.2500	122.38	122.38	122.30	07/01/2006	1	0.00	0
Beneficiary	F	11.1428	253.69	244.48	220.96	06/01/1999	1	0.00	0
Beneficiary	F	0.0000	245.76	245.76	175.72	08/01/2015	1	0.00	0