

**UNITED FOOD AND COMMERCIAL WORKERS UNION
AND PARTICIPATING FOOD INDUSTRY EMPLOYERS
TRI-STATE PENSION FUND**

Employer Trustees

Daniel Dosenbach
Sloan Nichols
Scott Traeger
Joan Williams

**WENDELL W. YOUNG, IV, *Chairperson*
DANIEL DOSENBACH, *Secretary***

3031 B. WALTON ROAD
PLYMOUTH MEETING, PA 19462

(866) 928-8329 • (610) 941-4282

Fax (610) 941-9347

E-mail: tsfund@ufcwtristatepensionfund.org
www.ufcwtristatepensionfund.org

Union Trustees

Wendell W. Young, IV
Marissa Giorgio
Michael O'Brien
Mary Owens
Daniel J. Ross, Jr.
Michelle Warble

March 15, 2024

Pension Benefit Guaranty Corporation
Multiemployer Program Division
1200 K Street, N.W.
Washington, DC 20025

VIA multiemployerprogram@pbgc.gov

**Re: Revised Special Financial Assistance Application for United Food and Commercial
Workers Union and Participating Food Industry Employers Tri-State Pension Plan**

Dear Sir or Madam:

The Board of Trustees of the United Food and Commercial Workers Union and Participating Food Industry Employers Tri-State Pension Plan ("Fund") submits to the Pension Benefit Guaranty Corporation ("PBGC") this **Revised Application** and the accompanying exhibits for Special Financial Assistance pursuant to section 4262 of the Employee Retirement Income Security Act ("ERISA") and the Final Rule at 29 C.F.R. Part 4262.

This Revised Application is fundamentally identical to the application submitted March 10, 2023 ("Initial Application") in every way except for the following changes. The Revised Application reflects:

- PBGC Death Audits performed on all participants with the results implemented and certified by the Fund's actuary.
- Measurement Date assets based on the Fund's audited financial statement, which was not available at the time of the Initial Application.
- Accounting Basis for contributions changed from Accrual Basis to Cash Basis.
- Updated one-time special expenses related to the Special Financial Assistance applications.

If you have any questions or need additional information concerning this application, please contact the Fund's Authorized Representatives shown in Section D, Item 2.

**UNITED FOOD AND COMMERCIAL WORKERS UNION
AND PARTICIPATING FOOD INDUSTRY EMPLOYERS
TRI-STATE PENSION FUND**

On behalf of the Board of Trustees and the Fund's participants and beneficiaries, we appreciate your consideration and look forward to your response.

Sincerely,

DocuSigned by:

[REDACTED] *Wendell W. Young IV*

Wendell W. Young, IV
Chairperson, Duly Authorized

Date: 3/15/2024

DocuSigned by:

[REDACTED] *Dan Dosenbach*

Daniel Dosenbach
Secretary, Duly Authorized

Date: 3/15/2024

**United Food and Commercial Workers Union and
Participating Food Industry Employers Tri-State Pension Plan**

Revised Application for Special Financial Assistance

Section A – Plan Identifying Information

- | | |
|---------------------------------------|---|
| 1) Plan Name: | United Food and Commercial Workers Union and
Participating Food Industry Employers Tri-State Pension
Plan |
| 2) Employer Identification
Number: | 23-6396097 |
| 3) Plan Number: | 001 |
| 4) Notice Filer Name: | Joseph F. Hicks, Jr, EA, MAAA, FCA |
| 5) Role of Filer: | Fund Actuary |
| 6) Total Amount Requested: | \$638,272,612 |

**United Food and Commercial Workers Union and
Participating Food Industry Employers Tri-State Pension Plan**

Revised Application for Special Financial Assistance

Section B – Plan Documents

1. Plan Documentation

The required documents were uploaded to the e-Filing Portal in connection with the Initial Application using the applicable required filenames identified on the SFA Application Checklist.

2. Actuarial Valuation Reports

The required documents were uploaded to the e-Filing Portal in connection with the Initial Application using the applicable required filenames identified on the SFA Application Checklist.

3. Rehabilitation Plan or Funding Improvement Plan

The 2019 – 2022 Rehabilitation Plans were uploaded to the e-Filing Portal in connection with the Initial Application using the applicable required filenames identified on the SFA Application Checklist. In addition, 2022 audited contributions by Employer/Schedule and documentation of Rehabilitation Plan changes are provided below. *These amounts replace the unaudited contributions reported in the Initial Application. Amount don't add due to rounding.*

Audited 2022 Rehabilitation Plan Contributions by Employer/Schedule

Employer	Contributions	Schedule
Acme		
Local 1776	\$ 4,274,395	Schedule 2
Local 27	2,796,812	Schedule 7
Local 360	2,780,305	Schedule 9
Local 152	1,776,045	Schedule 7
Subtotal Acme	\$ 11,627,556	
Murphy's Markets		
Medford	25,097	Schedule 6
In the Pines	22,114	Schedule 6
Beach Haven	4,683	Schedule 3
Subtotal Murphy's	\$ 51,894	
UFCW Local 1776	177,697	Schedule 2
Dreshertown	47,536	Schedule 2
UFCW Local 360	16,919	Schedule 4
UFCW Local 1776 FCU	13,697	Schedule 2
UFCW Local 152	12,821	Schedule 2
Avon Foods	10,100	Schedule 10
Subtotal Other	\$ 278,770	
Total All Contributions	\$ 11,958,219	

Historical Documentation of Rehabilitation Plan Changes

(This section is unchanged from the Initial Application)

As required under the Pension Protection Act of 2006, the Board of Trustees first established schedules in 2008 outlining the increased Employer contributions and revised benefit structures that contained the acceptable alternatives provided to the collective bargaining parties.

In connection with the Rehabilitation Plan, all non-level benefits previously available under the Fund's plan of benefits, including lump sum death benefits, were no longer payable in that form. Also, Employers participating in the Fund were obligated to pay contribution surcharges of 5% and 10% in accordance with the Pension Protection Act of 2006.

Each year, the Board reviews the Rehabilitation Plan in light of economic developments and any changes in the law and revises the Rehabilitation Plan as necessary.

Due to Employer contribution levels, levels of benefit accruals, competitive factors/other economic factors facing the Employers, the impact of past and anticipated contribution increases on Employer attrition and retention levels, and the liquidation of A&P, the Trustees concluded that after the exhaustion of all reasonable measures, including contribution increases and benefit reductions, it was not likely the Fund would emerge from Critical and Declining Status by the end of its already extended 20-year Rehabilitation Period. Consequently, the Trustees adopted the 2015 Rehabilitation Plan with the goal of emerging from Critical Status at a later time, or if not possible, forestalling insolvency.

There were 12 Rehabilitation Plan schedules with differing Employer contribution rates and benefit structures containing various future service accruals, death benefits, disability benefits, and early retirement subsidies. Highlights of the key benefit provisions in the schedules are as follows:

Full-Time Future Service Benefit Accruals: Range from \$9.00 per month per year of service to \$40.50 per month per year of service.

Part-Time Future Service Benefit Accruals: Range from \$4.50 per month per year of service to \$20.25 per month per year of service.

Disability Benefits: Range from being completely eliminated to being available at certain age and service levels.

Post-Retirement Death Benefits: Eliminated.

Subsidized Early Retirement Benefits: Range from being completely eliminated immediately to eliminated over time through a wear-away approach.

After the exhaustion of all reasonable measures in the 2015 Rehabilitation Plan, all benefits and Employer contribution rates were locked and no changes were made until 2020. Beginning with the 2019 Rehabilitation Plan (adopted December 2, 2019) as Employer Collective Bargaining Agreements expired, Employers froze future benefit accruals with an associated reduction in their Employer contribution rates. The contribution reductions were actuarially determined to reflect the applicable Rehabilitation Plan schedule adopted by the individual Employer and that Employer's participant demographics. The desired outcome was to remove the cost of benefits accruing from the Employer contribution rate.

A table is provided below showing each Employer's future benefit accrual freeze date and the Employer contribution rate before and after the freeze. These are the only changes to the Rehabilitation Plan that occurred in calendar year 2020 and later.

Table of Rehabilitation Freeze Dates and Contribution Rates

(This section is unchanged from the Initial Application)

Employer Name	Freeze Date	Contribution Rates					
		Full-time			Part-time		
		Tier 1	Tier 2	Tier 3	Tier 1	Tier 2	Tier 3
Acme Local 27	02/28/2022	\$ 508.36	\$ 446.62	\$ 296.93	\$ 140.17	\$ 111.65	\$ 35.63
		\$ 363.25	\$ 319.15	\$ 212.20	\$ 100.15	\$ 79.80	\$ 25.45
Acme Local 152	02/01/2020	\$ 508.36	\$ 446.62	\$ 296.93	\$ 140.17	\$ 111.65	\$ 35.63
		\$ 400.00	\$ 351.45	\$ 233.65	\$ 110.30	\$ 87.85	\$ 28.05
Acme Local 360	10/31/2021	\$ 419.45	\$ 368.50	\$ 245.00	\$ 115.65	\$ 92.15	\$ 29.40
		\$ 377.15	\$ 331.35	\$ 220.30	\$ 104.00	\$ 82.85	\$ 26.45
Acme Local 1776	01/01/2020	\$ 468.70	\$ 411.75	\$ 273.80	\$ 129.25	\$ 102.95	\$ 32.85
		\$ 320.85	\$ 281.85	\$ 187.45	\$ 88.50	\$ 70.50	\$ 22.50
Avon Foods 360	10/31/2021	\$ 585.80	\$ 514.70	\$ 342.40	\$ 161.65	\$ 128.80	\$ 41.30
		\$ 496.05	\$ 435.85	\$ 289.95	\$ 136.90	\$ 109.05	\$ 34.95
Murphy's Beach Haven Local 152	01/01/2020	\$ 667.80	\$ 586.70	\$ 390.15	\$ 184.20	\$ 146.75	\$ 46.90
		\$ 508.05	\$ 446.35	\$ 296.85	\$ 140.15	\$ 111.65	\$ 35.70
Murphy's In the Pines Local 360	01/01/2020	\$ 379.00	\$ 333.00	\$ 221.00	\$ 104.00	\$ 83.00	\$ 27.00
		\$ 337.65	\$ 296.70	\$ 196.90	\$ 92.65	\$ 73.95	\$ 24.05
Murphy's of Medford Local 360	01/01/2020	\$ 379.00	\$ 333.00	\$ 221.00	\$ 104.00	\$ 83.00	\$ 27.00
		\$ 325.25	\$ 285.75	\$ 189.65	\$ 89.25	\$ 71.25	\$ 23.15
Dreshertown Local 1776	01/01/2020	\$ 468.70	\$ 411.75	\$ 273.80	\$ 129.25	\$ 102.95	\$ 32.85
		\$ 283.85	\$ 249.35	\$ 165.80	\$ 78.25	\$ 62.35	\$ 19.90
UFCW Local 152	02/01/2020	\$ 468.70	\$ 411.75	\$ 273.80	\$ 129.25	\$ 102.95	\$ 32.85
		\$ 356.15	\$ 312.85	\$ 208.05	\$ 98.20	\$ 78.25	\$ 24.95
UFCW Local 360	10/31/2021	\$ 449.30	\$ 394.70	\$ 262.45	\$ 123.90	\$ 98.70	\$ 31.50
		\$ 250.85	\$ 220.40	\$ 146.55	\$ 69.20	\$ 55.10	\$ 17.60
UFCW Local 1776	01/01/2020	\$ 468.70	\$ 411.75	\$ 273.80	\$ 129.25	\$ 102.95	\$ 32.85
		\$ 358.15	\$ 314.60	\$ 209.20	\$ 98.75	\$ 78.65	\$ 25.10
UFCW Local 1776 FCU	01/01/2020	\$ 468.70	\$ 411.75	\$ 273.80	\$ 129.25	\$ 102.95	\$ 32.85
		\$ 352.65	\$ 309.80	\$ 206.00	\$ 97.25	\$ 77.45	\$ 24.70

For each Employer above:

- The Freeze Date identifies the date future benefit accruals were frozen under the Plan.
- The Employer contribution rates in the top row for each Employer are the rates in effect before the future benefit accrual freeze.
- The Employer contribution rates in the bottom row for each Employer are the rates in effect after the future benefit accrual freeze.

4. Form 5500

The required documents were uploaded to the e-Filing Portal in connection with the Initial Application using the applicable required filenames identified on the SFA Application Checklist.

5. Zone Certifications

The required documents were uploaded to the e-Filing Portal in connection with the Initial Application using the applicable required filenames identified on the SFA Application Checklist.

6. Account Statements

The required documents were provided through multiemployerprogram@pbgc.gov using the applicable required filenames identified on the SFA Application Checklist. The Account Statements included with the Initial Application were as of December 31, 2022. *The Account Statements included with the Revised Application are as of December 31, 2023.*

7. Plan's Financial Statement

The required documents were provided through multiemployerprogram@pbgc.gov using the applicable required filenames identified on the SFA Application Checklist. The Plan's Financial Statement included with the Initial Application was a draft financial statement as of December 31, 2022 as prepared by Alan Ross & Company. *The Plan's Financial Statement included with the Revised Application is the audited financial statement as of December 31, 2022 as prepared by Alan Ross & Company.*

8. Withdrawal Liability Documentation

The Fund does not have any written policies or procedures governing determination, assessment, collection, settlement, and payment of withdrawal that are not already incorporated in Article VIII of the Plan Document provided in Section B, Item 1 above.

9. Death Audit

The initial required documents were uploaded to the e-Filing Portal in connection with the Initial Application using the applicable required filenames identified on the SFA Application Checklist. *Additional PBGC Death Audit information is documented in Section E – Certifications: SFA Certification of Death Audit.*

10. Automated Clearing House (ACH) Vendor/Miscellaneous Payment Enrollment Form and Notarized Bank Letter

The required documents were uploaded to the e-Filing Portal in connection with the Initial Application using the applicable required filenames identified on the SFA Application Checklist.

**United Food and Commercial Workers Union and
Participating Food Industry Employers Tri-State Pension Plan**

Revised Application for Special Financial Assistance

Section C – Plan Data

The required Excel-compatible files were either completed and uploaded to the e-Filing Portal with the Initial Applications or submitted through multiemployerprogram@pbgc.gov with the Revised Application. Filenames have been identified on the SFA Application Checklists and below.

- Template 1 UFCWTState.xlsx is unchanged from the Initial Application.
- Template 2 UFCWTState2.xlsx is revised and resubmitted to reflect the 12/31/2022 audited assets. The changes are minor.
- Template 3 UFCWTState2.xlsx is revised and resubmitted to reflect the 12/31/2022 audited assets and updated final 2022 CBUs as provided by the Fund Office. The changes are minor.
- Template 4A UFCWTState2.xlsx is revised and resubmitted with the Revised Application.
- Template 5A UFCWTState2.xlsx is revised and resubmitted with the Revised Application. We note it might be expected this Template would be unchanged from the Initial Application. However, due to the use of the audited assets in the Revised Application vs. the unaudited assets in the Initial Application, the baseline expenses and employer contributions changed slightly. In addition, we removed the 2023 one-time SFA expense that was included in the Initial Application baseline, opting to disclose this as an assumption change in the Revised Application. Finally, the known \$37 PBGC premium has been reflected for 2024.
- Template 6A UFCWTState2.xlsx is revised and resubmitted with the Revised Application.
- Template 7 UFCWTState2.xlsx is revised and resubmitted with the Revised Application.
- Template 8 UFCWTState2.xlsx is revised and resubmitted with the Revised Application.
- Template 10 UFCWTState.xlsx is first submitted with the Revised Application.

**United Food and Commercial Workers Union and
Participating Food Industry Employers Tri-State Pension Plan**

Revised Application for Special Financial Assistance

Section D – Plan Statements

1. SFA Request Cover Letter

A cover letter was included in this Special Financial Assistance Revised Application document, and it serves as the Trustee signature page.

2. Plan Sponsor & Authorized Representatives

The following identifies the Plan Sponsor and authorized representatives, as well as their contact information.

Plan Sponsor Board of Trustees

United Food and Commercial Workers Union and
Participating Food Industry Employers Tri-State Pension Plan
3031B Walton Road
Plymouth Meeting, PA 19462
Email: tsfund@ufcwtristatepensionfund.org
Phone: 610-941-4282

Legal Counsel James S. Beall

Willig Williams Davidson
1845 Walnut Street, 24th Floor
Philadelphia, PA 19103
Email: jbeall@wwdlaw.com
Phone: 215-656-3610

Ronald E. Richman, Esq.
Susan E. Niver, Esq.
Schulte Roth & Zabel LLP
919 Third Avenue
New York, NY 10022
Email: ronald.richman@srz.com
Phone: 212-756-2048

Actuary

Joseph F. Hicks, Jr., EA, MAAA, FCA
CBIZ Retirement & Investment Solutions
1845 Walnut Street. 10th Floor
Philadelphia, PA 19103
Email: joseph.hicks@cbiz.com
Phone: 215-825-4036

Bryan M. McCormick, EA, ASA, MAAA
CBIZ Retirement & Investment Solutions
1845 Walnut Street. 10th Floor
Philadelphia, PA 19103
Email: bryan.mccormick@cbiz.com
Phone: 215-825-4043

3. Eligibility Requirements

The United Food and Commercial Workers Union and Participating Food Industry Employers Tri-State Pension Plan meets the eligibility requirements under ERISA § 4262(b)(1)(A) and § 4262.3(a)(1) of the PBGC's Special Financial Assistance ("SFA") regulation, as it has been certified by the Fund actuary to be in Critical and Declining status for its Plan Year completed before January 1, 2021. The relevant certification is attached and provided under checklist item 7.a.

4. Priority Group

The United Food and Commercial Workers Union and Participating Food Industry Employers Tri-State Pension Plan is in Priority Group 6, which includes those plans for which PBGC projects a present value of financial assistance payments under section 4261 of ERISA that, in the absence of SFA, would exceed \$1 billion. PBGC has included the United Food and Commercial Workers Union and Participating Food Industry Employers Tri-State Pension Plan in its published list of those plans meeting the requirements for Priority Group 6.

5. Description of Assumed Future Contributions & Withdrawal Liability Payments

Assumed Future Contributions

Contributions were projected from the 2022 *audited* amounts using the disclosed CBU assumptions. Contributions Rates are as shown in the Table of Rehabilitation Freeze Dates and Contribution Rates in Section B, Item 3. The dates of the Contribution Rate changes are shown as well.

Assumed Future Withdrawal Liability Payments

Future withdrawal liability payments are assumed to be paid according to the appropriate payment schedule, if applicable. There are no withdrawal liability payments assumed. *PBGC asked a clarifying question regarding the appropriateness of this assumption during review of the Initial Application. Following are the question and our May 4, 2023 response:*

Please explain why it is reasonable to assume no future withdrawal liability payments will be made when the CBUs are projected to decline.

The projections do not assume any employer withdrawals. However, due to the financial position and outlook for the Employers with the highest probability of experiencing a withdrawal (whether partial or complete), it is reasonable to assume that the assessed withdrawal liability will not be paid. These Employers are: [REDACTED]
[REDACTED] (redacted)

6. Explanation of Assumption Changes

The following assumptions used to calculate the SFA amount are different from those used in the most recent actuarial certification completed before January 1, 2021: (1) the Administrative Expense assumption; (2) the Cash Flow Timing assumption, (3) switch to Cash Basis Accounting for Contributions, (4) the Form of Payment assumption; and (5) the CBU assumption. In addition to the reasons stated below concerning each assumption change, each of these assumptions was only considered through the Fund's projected insolvency date prior to the development of the Fund's SFA application.

Administrative Expense Assumption

Assumptions from the January 1, 2020 Certification

- PBGC premiums included as part of total administrative expenses and, along with other administrative expenses, increased by 2% each year.

Assumptions Used in the SFA Application

- PBGC premiums projected independently from administrative expenses, including to reflect population changes and known premium increases in the Plan Years beginning in 2023 (\$35), 2024 (\$37), and 2031 (\$52).
- PBGC premiums and administrative expenses increase by 3% each year, with PBGC premiums rounded to the nearest dollar.
- Special Non-Recurring Expenses for Plan Years beginning in 2023 and 2024 related to the Fund's SFA application.

Explanation

The Fund Actuary has determined that the administrative expense assumption used in the Fund's most recent actuarial certification completed before January 1, 2021 is no longer reasonable.

Specifically, the prior assumption does not take into account reasonable, future expectations based on known changes to the PBGC premiums, anticipated Fund population changes, and anticipated one-time expenses.

The Fund Actuary is changing the expense assumption to break out and analyze projected PBGC premium expenses separately. In addition, special non-recurring administrative expenses are included for the Plan Years beginning in 2023 and 2024. These special, non-recurring expenses related to the Fund's SFA application were developed based on guidance from the Board of Trustees, the Fund Administrator, Fund Counsel, and Fund Actuary.

Administrative expenses (not including the special one-time non-recurring expenses disclosed below) for the Plan Year beginning in 2023 are assumed to equal \$1,314,632. This is based on the prior year's actual expenses (less PBGC premiums), increased by 3% for inflation consistent with the current assumption, plus increased insurance premiums (known and projected).

After consultation with CBIZ Chief Investment Officer and review of observed inflation rates over the last 20 years (slightly above 2% annually), it is reasonable to assume the following factors will create a structurally higher inflation rate: the shrinking labor force, an aging population, consideration of the expected US economy growth rate, and a less globalized supply chain. Further, a survey of economists¹ conducted in the fourth quarter of 2022 reported a median forecast of 2.95% annual average inflation over the next 10 years.

In combination, these factors will likely influence price momentum upward, resulting in inflation expectations higher than historical trends and it is reasonable to anticipate that administrative expenses will increase by 3.0% per year.

¹ <https://www.philadelphiafed.org/surveys-and-data/real-time-data-research/inflation-forecasts>

In addition, the Fund Actuary assumes the following special non-recurring expenses:

Plan Year	Special Non-Recurring Expenses
2023	\$348,914
2024	\$75,000

The Fund Actuary's change to the administrative expense assumption is reasonable based on historical, current, and expected expenses. The changed assumption is also an extension of the administrative expenses assumption as described in Paragraph A, "Adoption of assumptions not previously factored into pre-2021 certification of plan status," of Section III, Acceptable Assumption Changes, in PBGC's SFA assumptions guidance (PBGC SFA 22-07).

Cash Flow Timing Assumption

(This section is unchanged from the Initial Application)

Assumptions from the January 1, 2020 Certification

- Cash flows (i.e., benefit payments, receipt of contributions, payment of expenses) occur midyear.

Assumptions Used in the SFA Application

- Benefit payments made at the beginning of each month.
- Employer contributions received at the end of the month after work is performed.
- PBGC premiums paid three months before the end of the Plan Year.
- Administrative expenses paid mid-year.

Explanation

The Fund Actuary believes that the prior cash flow assumptions were reasonable for the purpose of the measurement but are no longer reasonable for purposes of the Fund's SFA application. The assumption used in the SFA application more closely aligns with actual experience related to cash flows and is better suited to the nature and purpose of the measurement of the SFA calculation (as compared to a mid-year calculation.) As a result, the Fund Actuary believes that the updated assumption is more reasonable for purposes of the SFA calculation.

Switch to Cash Basis Accounting for Contributions Assumption

(This section is added to the Initial Application)

Assumptions from the January 1, 2020 Certification

- The Market Value of Assets as of 12/31/2022 includes receivable contributions and future projected employer contributions are measured on an accrual basis.

Assumptions Used in the SFA Application

- The Market Value of Assets as of 12/31/2022 does not include receivable contributions and future projected employer contributions are measured on a cash basis.

Explanation

Given the purpose of the measurement, contributions are measured on a cash basis so that future contributions aren't assumed to cover benefit payments or administrative expenses before those contributions are received. The receivable contribution at 12/31/2022 is removed from the audited 12/31/2022 Market Value of Assets. Contributions for 2023 and all future years are first projected on an accrual basis. Then, only 11/12 of those projected contributions in each future year are assumed to be available for benefit and expense payments during any given year, along with 1/12 of the prior year's projected contribution. For 2023 only, the prior year's contribution is the receivable from the 12/31/2022 audit (\$943,812 and \$60,410, for Acme and Non-Acme, respectively).

Form of Payment Assumption

(This section reflects a Clarifying Question generated by the Initial Application)

Assumptions from the January 1, 2020 Certification

- All future retirees are assumed to take a Single Life Annuity.

Assumptions Used in the SFA Application

- 55% of future retirees assumed to take a Single Life Annuity, 30% assumed to take a 60% Joint & Survivor Annuity, 10% assumed to take a 100% Joint & Survivor Annuity, and 5% assumed to take a 10-Year Certain and Life Annuity.

Explanation

Given the purpose of the measurement and the more recent updates made to the actuarial valuation assumptions, the Fund Actuary believes that the prior assumption is no longer reasonable. The new assumption reflects more recent experience based on elections of retirees during the 2018 – 2021 plan years. This assumption better reflects anticipated cash flows.

PBGC asked a clarifying question regarding the appropriateness of this assumption during review of the Initial Application. The clarifying question and our May 4, 2023 response follow:

Regarding the change in the form of payment assumption, which was first reflected in the 2022 valuation report and reflected in the SFA projections:

- Was an experience study performed? If so, please provide the experience study report.***
- Please provide the underlying data for the 2018-2021 experience on page 11 of the Plan Statement included with the SFA application.***

Please see the following table.

Form of Annuity	Plan Year					Observed Elections	Application Assumption
	2021	2020	2019	2018	Total		
100% Joint & Survivor	25	45	59	47	176	8.10%	10%
10-Year Certain & Life	29	27	39	36	131	6.03%	5%
60% Joint & Survivor	144	146	162	139	591	27.21%	30%
75% Joint & Survivor	9	17	20	12	58	2.67%	0%
Single Life Annuity	267	280	360	309	1,216	55.99%	55%
					2,172	100.00%	100%

CBU Assumption

(This assumption is unchanged from the Initial Application)

Assumptions in January 1, 2020 Actuarial Certification:

- Expected industry activity will remain level for all future plan years. This assumption generates a level future contribution.

Assumptions Used in the SFA Application

- 3.5% annual decline for 10 years beginning in 2023.
- 1.0% annual decline thereafter.

Explanation

The Fund Actuary believes that the prior assumption is no longer reasonable because the assumption used in the January 1, 2020 Actuarial Certification does not accurately reflect the current and expected changes in the workforce or in publicly available information.

In the Initial Application, the Fund Actuary used PBGC's published guidance under **Generally Acceptable Assumption Changes** when considering the approach to the proposed change to the CBU assumption. This guidance develops an assumption for the first ten years of the projection period separately from the assumption for years more than 10 years in the future.

The Fund Actuary believes the analysis in the Initial Application is still reliable and, given PBGC did not indicate during the Initial Application review that this assumption was not reasonable, it may be sufficient to rely on the Initial Application's justification of the CBU assumption used for the SFA projections in the Revised Application.

However, the Fund Actuary also believes it is both appropriate and informative to augment the information in the Initial Application since the Fund now has final 2022 and preliminary 2023 CBU data.

For completeness and ease of review, we first provide the explanation for the CBU Assumption change contained in the Initial Application below in its entirety. We then provide updated CBU data and analysis.

Explanation From Initial Application*(This section is unchanged from the Initial Application)*

In order to perform this analysis, the Fund’s historical CBUs from 2010 – 2022, recognizing the defined “Covid Period” for 2020 and 2021 was used.

Year	Full Time	Part Time	Total
2010	38,128	98,564	136,692
2011	32,011	80,508	112,519
2012	30,563	75,321	105,884
2013	28,372	68,549	96,921
2014	25,363	64,276	89,639
2015	25,241	66,366	91,607
2016	25,278	66,747	92,025
2017	24,637	65,044	89,681
2018	24,512	63,148	87,660
2019	23,887	58,062	81,949
2020	22,903	58,485	81,388
2021	23,677	57,773	81,450
2022	25,042	54,297	79,339

Following Example #3 in Section IV of PBGC SFA 22-07, we calculate the following:

- 2011-2022 Full-Time Average CBU Average Change: -2.7%
- 2011-2022 Part-Time Average CBU Change: -4.3%
- 2011-2022 Combined Average CBU Change: -3.8%

Given Acme generates approximately 97% of the contribution income, the Fund believes analyzing Acme on a standalone basis is also informative.

In order to perform our analysis, we used Acme’s historical CBUs from 2010 – 2022, recognizing the defined “Covid Period” for 2020 and 2021.

This data is provided by Full and Part-Time, as well as by contribution Tier.²

² Amounts for 2022 are estimated.

Year	Full-Time			Part-Time				Total
	Tier 1	Tier 2	Tier 3	Tier 1	Tier 2	Tier 3	Special	
2010	24,187	907	224	24,029	15,533	23,008	1,132	89,020
2011	20,748	652	109	22,423	15,483	14,782	0	74,197
2012	20,996	625	61	23,431	16,962	9,795	0	71,870
2013	20,415	634	50	23,036	14,283	11,360	0	69,778
2014	20,093	488	32	22,526	11,564	18,261	0	72,964
2015	20,270	651	238	22,682	9,388	24,553	0	77,782
2016	22,497	773	564	25,054	8,518	31,322	0	88,728
2017	21,903	663	744	24,750	6,956	31,646	0	86,662
2018	21,121	840	1,331	23,624	6,770	31,137	0	84,823
2019	19,938	1,564	1,251	21,350	8,391	26,814	0	79,308
2020	18,526	2,197	1,080	17,642	10,209	29,327	0	78,981
2021	17,962	2,714	1,957	15,644	9,896	31,204	0	79,377
2022	17,773	3,280	3,088	14,334	9,700	29,441	0	77,616
Total	266,429	15,988	10,729	280,525	143,653	312,650	1,132	1,031,106

During this period, however, the Fund was impacted by the 2012 bankruptcy and subsequent 2015 liquidation of the Great Atlantic & Pacific Tea Company and the entities that are part of the group of trades and businesses under common control (“A&P”). In addition to the A&P bankruptcy, Acme was concurrently making acquisitions, further affecting a simple analysis of historical CBUs.

Again, following Example #3 in Section IV of PBGC SFA 22-07, we calculate the following for Acme for the periods 2011-2022 and 2016-2022 (recognizing the defined “Covid Period”), which is after the A&P bankruptcy and Acme acquisitions.

Reflect Covid Using SFA 22-07 Example 3								
Year	Full-Time			Part-Time				Total
	Tier 1	Tier 2	Tier 3	Tier 1	Tier 2	Tier 3	Special	
2011-2022 Avg	-0.56%	12.55%	37.96%	-1.51%	-6.79%	6.15%	0.00%	0.49%
2016-2022 Avg	-3.23%	25.05%	36.78%	-6.00%	-0.87%	-5.20%	0.00%	-3.31%

We make the following observations for Acme:

- 3.3% decline in total CBUs for 2016-2022
- 3.2% decline in CBUs for the highest Full-Time rate for 2016-2022
- 6.0% decline in CBUs for the highest Part-Time rate for 2016-2022
- 4.6% decline in total CBUs for the highest Full-Time and Part-Time rates combined for 2016-2022 (these CBUs generate over 70% of Acme contributions)
- The 2016-2022 CBU growth for Full-time Tiers 2 and 3 were impacted heavily by the Pandemic and it is expected the growth in these Tiers will stabilize.

In addition to the above numerical analysis, the CBU trends are supported by a number of industry-specific factors, each of which will contribute to the near- and long-term decline in CBUs. In the more near term and based on discussions and the information provided by the Trustees and other professionals, CBUs are expected to decline in connection with the following: (a) Labor Market Issues, (b) the Impact of Automation and Other Technology, and (c) Changes in Consumer Behavior.

a. Labor Market Issues

The grocery industry employs nearly three million workers.³ Workforce participation, however, plunged during the COVID-19 pandemic, with demands for flexible labor scheduling and a sharp rise in absenteeism.⁴ At the same time, technological advancements are expected to displace labor by 17% through 2030 in terms of hours worked from a range of tools including self-checkout, technology that performs in-scanning items at checkout, restocking shelves, stock checks, and automated picking in warehouses.⁵

b. Impact of Automation and Other Technology

The grocery industry is undergoing a digital transformation with the rise of automation including self-checkout tools like Albertsons Pay, which provides a contactless pay option, technology that performs in-stock checks, and automated picking in warehouses. Automation systems are expected to pick and pack orders 10 times faster than humans, which will have a direct adverse impact on the labor workforce.⁶ Automation is expected to displace approximately six million Full-Time retail employees.⁷

Self-checkout has increased by almost twenty percent since the outbreak of COVID and seventy-five percent of respondents who started or increased their use of self-checkout have indicated that they intend to continue such use.⁸ Self-checkout reduces labor hours by approximately six to twelve percent.⁹

Robots are expected to help with labor tasks that are difficult or labor intensive such as inventory management, replenishing store shelves, cleaning, and price tag validation.¹⁰ Likewise automating fulfillment centers and warehouses can increase capacity by approximately 30 times.¹¹ Further, developments in new automation is bringing temperature-controlled grocery lockers for pick-up, driverless vehicles, remote-controlled delivery robots, and drone deliveries in the foreseeable future.¹²

c. Changes in Consumer Behavior

Consumers are changing the way they shop; many making fewer trips, shopping at larger box stores where they can buy everything in one place, visiting stores less

³ <https://www.mckinsey.com/industries/retail/our-insights/the-state-of-grocery-in-north-america-2022>.

⁴ Ibid.

⁵ <https://www.supermarketnews.com/technology/how-retailers-are-using-automation-platforms-increase-labor-retention>; <https://www.mckinsey.com/industries/retail/our-insights/the-state-of-grocery-in-north-america-2022>

⁶ <https://www.businessinsider.com/walmart-unveils-alphabot-to-battle-amazon-and-kroger-2020-1>

⁷ <https://www.mckinsey.com/industries/retail/our-insights/the-state-of-grocery-in-north-america-2022>

⁸ https://www.mckinsey.com/~media/mckinsey/industries/retail/how%20we%20help%20clients/the%20state%20of%20grocery%20retail%202022%20north%20america/mck_state%20of%20grocery%20na_fullreport_v9.pdf

⁹ Ibid.

¹⁰ Ibid.

¹¹ Ibid.

¹² <https://www.mckinsey.com/industries/retail/our-insights/digital-disruption-at-the-grocery-store>; <https://techcrunch.com/2021/03/05/albertsons-taps-tortoise-for-remote-controlled-grocery-delivery-robots/>; <https://www.supermarketnews.com/online-retail/albertsons-cos-test-online-grocery-pickup-lockers>

frequently, and shopping online.¹³ E-commerce sales have grown sixty percent since the COVID-19 pandemic. Customer preference for online and delivery orders increased around fifty percent during the pandemic and expected to continue.¹⁴

Updated CBU Data and Analysis Provided to Augment Revised Application

Consistent with the Initial Application, the Fund believes analyzing Acme on a standalone basis remains informative. And, as discussed previously, the A&P bankruptcy and subsequent Acme acquisitions necessitate a targeted analysis of historical Acme CBUs. The Table below provides data for Acme by Full and Part-Time, as well as by contribution Tier.

	Actual CBUs							
	Full-Time			Part-Time				Total
	Tier1	Tier2	Tier3	Tier1	Tier2	Tier3	Special	
2010	24,187	907	224	24,029	15,533	23,008	1,132	89,020
2011	20,748	652	109	22,423	15,483	14,782	0	74,197
2012	20,996	625	61	23,431	16,962	9,795	0	71,870
2013	20,415	634	50	23,036	14,283	11,360	0	69,778
2014	20,093	488	32	22,526	11,564	18,261	0	72,964
2015	20,270	651	238	22,682	9,388	24,553	0	77,782
2016	22,497	773	564	25,054	8,518	31,322	0	88,728
2017	21,903	663	744	24,750	6,956	31,646	0	86,662
2018	21,121	840	1,331	23,624	6,770	31,137	0	84,823
2019	19,938	1,564	1,251	21,350	8,391	26,814	0	79,308
2020	18,526	2,197	1,080	17,642	10,209	29,327	0	78,981
2021	17,962	2,714	1,957	15,644	9,896	31,204	0	79,377
2022	17,803	3,280	3,086	14,341	9,700	29,444	0	77,654
2023	17,614	3,437	3,731	13,849	9,186	32,747	0	80,564
Total	284,073	19,425	14,458	294,381	152,839	345,400	1,132	1,111,708

*2022 amounts in red have been updated from the Initial Application.
2023 amounts are preliminary.*

¹³https://www.researchgate.net/publication/355854471_The_Case_of_Digital_Transformation_in_Grocery_Business_A_Conceptual_Model_of_Digital_Grocery_Ecosystem

¹⁴<https://www.mckinsey.com/industries/retail/our-insights/the-state-of-grocery-in-north-america-2022>

From the above, we note that Acme’s highest (Tier 1) Full-Time, Part-Time, and combined Full-Time/Part-Time CBUs have significantly declined as a percentage of total Acme CBUs.

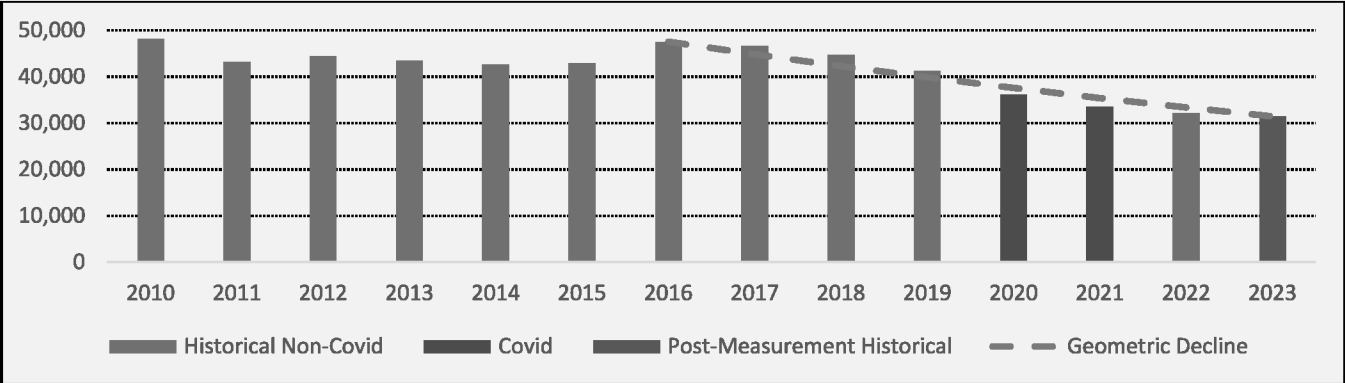
- Full-Time, Tier 1 Acme CBUs declined from 27% to 22% as a percentage of total Acme CBUs.
- Part-Time, Tier 1 Acme CBUs declined from 27% to 17% as a percentage of total Acme CBUs.
- Combine Full-Time/Part-Time, Tier 1 Acme CBUs declined from 54% to 39% as a percentage of total Acme CBUs.

Acme CBUs as a Percentage of Total Acme CBUs

Year	Full-Time (FT)	Part-Time (PT)	Combined FT/PT
	Tier 1 CBUs	Tier 1 CBUs	Tier 1 CBUs
2010	27%	27%	54%
2011	28%	30%	58%
2012	29%	33%	62%
2013	29%	33%	62%
2014	28%	31%	58%
2015	26%	29%	55%
2016	25%	28%	54%
2017	25%	29%	54%
2018	25%	28%	53%
2019	25%	27%	52%
2020	23%	22%	46%
2021	23%	20%	42%
2022	23%	18%	41%
2023	22%	17%	39%

Graphically, it is apparent there is CBU variability pre-2016 due to the Acme A&P acquisitions and the A&P bankruptcy, but the trend from 2016 through 2023 is relatively consistent and predictive.

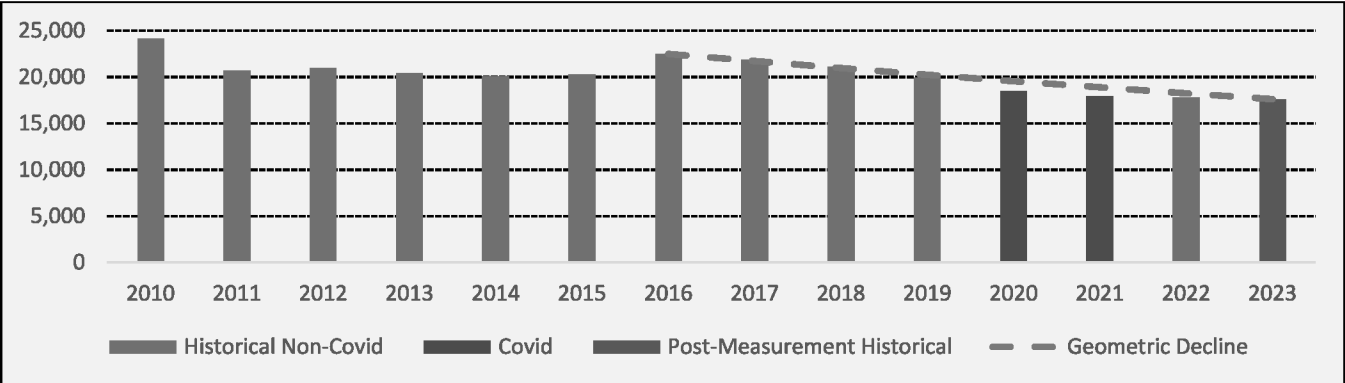
Acme Total Combined Full-Time / Part-Time, Tier 1 CBUs



Focusing on the stable period from 2016 through 2023, *including the Covid years*, the Geometric Decline is 5.73% for the highest (Tier 1) combined Full-Time and Part-Time CBUs.

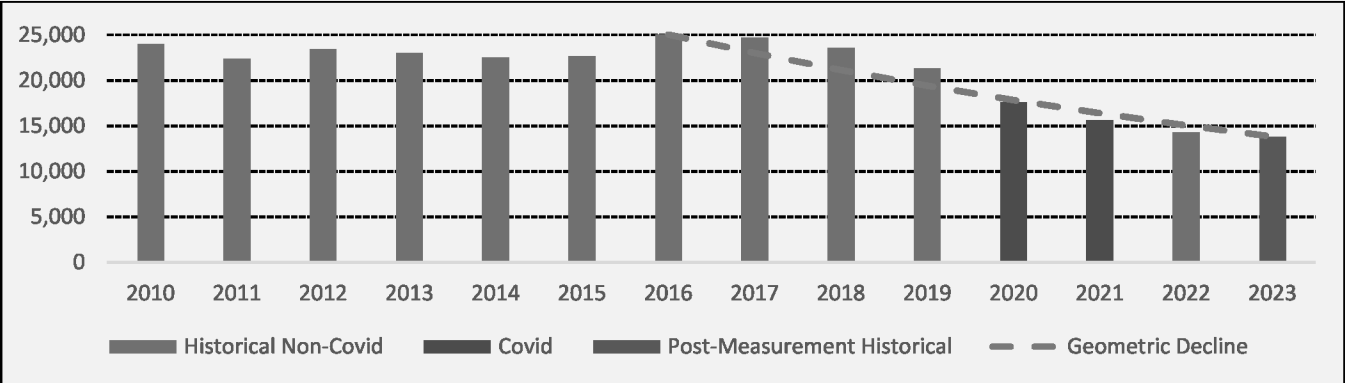
Similar trends are visualized when independently analyzing the Full-Time and Part-Time Tier 1 CBUs.

Acme Total Full-Time, Tier 1 CBUs



Focusing on the stable period from 2016 through 2023, *including the Covid years*, the Geometric Decline is 3.44% for the highest (Tier 1) full-time CBUs.

Acme Total Part-Time, Tier 1 CBUs



Focusing on the stable period from 2016 through 2023, *including the Covid years*, the Geometric Decline is 8.12% for the highest (Tier 1) Part-Time CBUs.

In summary, the CBUs that generate about 70% of the Fund’s contributions have been subject to a Geometric Decline from 2016 through 2023 of 3.44%, 8.12%, and 5.73% based on Full-Time, Part-Time, and combined Full-Time/Part-Time totals, respectively.

Consistent with the Initial Application, we see the 2016-2023 CBU growth for Full-Time Tiers 2 and 3 was impacted heavily by the Pandemic. It is expected the growth in these Tiers will stabilize.

Acme Full-Time / Part-Time Geometric Decline by Tier

Year	Geometric Decline (No Covid Adjustments)							Total
	Full-Time			Part-Time				
	Tier 1	Tier 2	Tier 3	Tier 1	Tier 2	Tier 3	Special	
2016-2023	-3.44%	23.76%	30.98%	-8.12%	1.08%	0.64%	-100.00%	-1.37%

For completeness, we provide similar analysis for the Non-Acme Employers. The Table below provides data for Non-Acme Employers by Full and Part-Time, as well as by contribution Tier. For consistency in comparison, we again focus on the period 2016 through 2023, *with no adjustments for the Covid years*.

Actual CBUs								
	Full-Time			Part-Time				
	Tier1	Tier2	Tier3	Tier1	Tier2	Tier3	Special	Total
2016	1,052	148	244	510	317	953	73	3,297
2017	942	165	220	522	273	784	113	3,019
2018	860	183	177	451	212	833	121	2,837
2019	811	190	133	472	141	801	93	2,641
2020	777	205	118	432	152	668	55	2,407
2021	760	210	74	391	132	466	40	2,073
2022	742	190	41	333	129	348	42	1,825
2023	690	179	61	288	213	205	1	1,637
Total	6,634	1,470	1,068	3,399	1,569	5,058	538	19,736

Non-Acme Full-Time / Part-Time Geometric Decline by Tier

Geometric Decline (No Covid Adjustments)								
Year	Full-Time			Part-Time				Total
	Tier 1	Tier 2	Tier 3	Tier 1	Tier 2	Tier 3	Special	
2016-2023	-5.85%	2.75%	-17.97%	-7.84%	-5.52%	-19.71%	-45.82%	-9.52%

Taking the above in totality, and when considering the justification provided in both the Initial and Revised Applications, it is reasonable to assume CBUs and resulting contributions will decline 3.5% annually for 10 years beginning in 2023.

Finally, and in agreement with PBGC's published guidance for years more than 10 years in the future, the above trends also justify a decline by no more than 1.0% per year beginning in 2033.

7. Reinstatement of Benefits

No benefits were suspended for participants and beneficiaries under the Plan and therefore there are no benefits to be reinstated.

**United Food and Commercial Workers Union and
Participating Food Industry Employers Tri-State Pension Plan**

Revised Application for Special Financial Assistance

Section E – Certifications

1. SFA Application Checklist

The Revised SFA Application Checklist has been provided through multiemployerprogram@pbgc.gov.

2. SFA Eligibility Certification and Supporting Information for Critical and Declining Plan

The Plan is eligible for SFA under ERISA § 4262(b)(1)(A) and § 4262.3(a)(1) of PBGC's SFA regulation based on the certification from the Fund's enrolled actuary of plan status completed before January 1, 2021. As such, no information is required for this Item (2) and the applicable zone certifications and supplemental information have been provided in Section B.

3. SFA Eligibility Certification and Supporting Information for Critical Plan

Not applicable.

4. Priority Status

The Plan is listed on PBGC's website as a plan in Priority Group 6 as defined under § 4262.10(d)(2)(vi).

SFA Amount Certification

RETIREMENT & INVESTMENT SOLUTIONS



**United Food and Commercial Workers Union and
Participating Food Industry Employers Tri-State Pension Plan**

Actuarial Certification of SFA Amount

This certifies that the amount of \$638,272,612 of Special Financial Assistance (“SFA”) requested in this application submitted by the Board of Trustees of the United Food and Commercial Workers Union and Participating Food Industry Employers Tri-State Pension Plan (“Fund”) is the amount to which the Fund is entitled under ERISA § 4262(j)(1) and § 4262.4 of PBGC’s SFA Final Rule.

The SFA calculations were performed in accordance with generally accepted actuarial principals using a measurement date of December 31, 2022 and were based on participant data and audited financial information provided by the Board of Trustees, and other persons or organizations designated by the Board of Trustees. While we did not audit this information, we have reviewed it for reasonableness and consistency with prior years, and have no reason to believe the information cannot be relied upon for the calculations in this application.

The projected benefit payments were determined based on the participant data used in the Fund’s January 1, 2022 actuarial valuation as later adjusted to reflect a death audit performed in February 2023, as well as multiple death audits performed by the PBGC during 2023. Additional information regarding these Death Audits is contained in Section E – SFA Certification of Death Audit.

Contributions were projected from the 2022 audited amounts using the assumed and disclosed CBU assumptions and Contribution Rates.

The actuarial assumptions used in the SFA calculations are generally those used in the January 1, 2020 zone status certification dated March 30, 2020. Assumptions that were changed for purposes of the SFA calculation include administrative expenses, cash flow timing, cash basis accounting, form of payment, and contribution base units. The assumptions used in the calculations are contained in the following pages.

These calculations are not valid for other purposes, and nothing herein constitutes tax or legal advice.

To the best of my knowledge, the information supplied is complete and accurate, and all calculations were performed in compliance with the Code of Professional Conduct, the applicable Actuarial Standards of Practice set by the Actuarial Standards Board, and all applicable laws and regulations. As an Enrolled Actuary and a member of the American Academy of Actuaries, I meet the Qualification Standards to render the actuarial opinion herein.

A handwritten signature in dark ink, reading "Joseph F. Hicks, Jr." in a cursive script.

March 15, 2024

Joseph F. Hicks, Jr, EA, MAAA, FCA
Senior Vice President
Enrolled Actuary No. 23-006117

CBIZ Retirement & Investment Solutions
1845 Walnut Street, 10th Floor
Philadelphia, PA 19103
215-825-4036

Attachment to Section E, Item 5, SFA Amount Certification**RETIREMENT & INVESTMENT SOLUTIONS****a. Interest Rates**

Non-SFA Interest Rate: 5.85% as prescribed under § 4262.4(e)(1)

SFA Interest Rate: 3.77% as prescribed under § 4262.4(e)(2)

Minimum Funding: 7.00%

b. Administrative Expenses

The Administrative Expense assumption projects PBGC premiums independently from other administrative expenses. The updated assumption reflects that PBGC premiums will change proportionally with the projected changes in the total Plan population. Additionally, premiums are assumed to increase by 3% per year, rounded to the nearest dollar. Finally, the known PBGC premium rates of \$35 in 2023, \$37 in 2024, and \$52 in 2031 are reflected. The expenses were updated to reflect special non-recurring expenses for 2023 and 2024. Administrative Expenses throughout the projection are limited to 9% of annual benefit payments in accordance with PBGC assumption guidance.

c. Contribution Base Units

- 3.5% annual decline for 10 years beginning in 2023.
- 1.0% annual decline thereafter.

d. Contributions

Contributions were projected from the 2022 audited amounts using the assumed and disclosed CBU assumptions.

e. Contribution Rates

Contribution Rates are the rates shown in the Table of Rehabilitation Freeze Dates and Contribution Rates Section B, Item 3. The dates of the Contribution Rate changes are shown as well.

f. Future Withdrawal Liability Payments

None assumed.

g. New Entrants

Since the plan is frozen, a New Entrant profile is not applicable for purposes of projecting benefits and PBGC premium participant counts. For completeness, and since contributions are made on behalf of new hires who do not enter the Plan, the New Entrant profile that was employed before the Plan freeze was created by averaging all dates and numerical fields over the component population for participants who were active in the current year, but not active in the prior year. This includes any rehires.

Attachment to Section E, Item 5, SFA Amount Certification**RETIREMENT & INVESTMENT SOLUTIONS****h. Mortality**

Healthy Lives: 100% of the 2006 base rates derived from the RP-2014 Blue Collar Healthy Annuitant or Non-Annuitant (as applicable) Mortality Tables for males and females using Mortality Improvement Scale MP-2014, then projected generationally from 2006 with Mortality Improvement Scale MP-2019 for males and females.

Disabled Lives: 100% of the 2006 base rates derived from the RP-2014 Disabled Mortality Tables for males and females using Mortality Improvement Scale MP-2014, then projected generationally from 2006 with Mortality Improvement Scale MP-2019 for males and females.

i. Retirement

The rate of retirement for active participants is assumed to vary by age and length of service, as follows:

Age	Retirement Rate		
	Under 10 Years of Service	At Least 10 But Under 30 Years of Service	At Least 30 Years of Service
50	0.0%	0.0%	2.0%
51	0.0%	0.0%	2.0%
52	0.0%	0.0%	3.0%
53	0.0%	0.0%	5.0%
54	0.0%	0.0%	5.0%
55	0.0%	6.0%	7.0%
56	0.0%	6.0%	6.0%
57	0.0%	6.0%	6.0%
58	0.0%	6.0%	7.0%
59	0.0%	7.0%	8.0%
60	0.0%	9.0%	10.0%
61	0.0%	10.0%	20.0%
62	0.0%	15.0%	40.0%
63	0.0%	10.0%	20.0%
64	0.0%	20.0%	20.0%
65	25.0%	20.0%	25.0%
66	25.0%	20.0%	30.0%
67	20.0%	20.0%	25.0%
68	20.0%	25.0%	25.0%
69	20.0%	15.0%	40.0%
70	20.0%	25.0%	40.0%
71+	100.0%	100.0%	100.0%

Attachment to Section E, Item 5, SFA Amount Certification**RETIREMENT & INVESTMENT SOLUTIONS**

The rate of retirement for terminated vested participants with fewer than 10 years of vesting service is assumed to vary by age, as follows:

Age	Rate
65	20.0%
66	5.0%
67 to 70	2.0%
71+	100.0%

For terminated vested members with at least 10 years of vesting service, the rate of retirement is assumed to vary by age, as follows:

Age	Rate
55	10.0%
56 to 59	4.0%
60 to 61	5.0%
62	15.0%
63 to 64	5.0%
65	20.0%
66	5.0%
67 to 70	2.0%
71+	100.0%

j. Turnover

Rates of termination (for reasons other than death, disability, or retirement) are assumed to vary according to age, sex, and length of service.

For participants with fewer than 10 years of service, the rate of termination is assumed to vary by sex and length of service as follows:

Attachment to Section E, Item 5, SFA Amount Certification**RETIREMENT & INVESTMENT SOLUTIONS**

Service	Males	Females
0	30.0%	25.0%
1	15.0%	12.0%
2	14.0%	11.0%
3	13.0%	10.0%
4	12.0%	9.0%
5	11.0%	7.0%
6	10.0%	7.0%
7	8.0%	6.0%
8	7.0%	6.0%
9	6.0%	6.0%

For members with at least 10 years of vesting service, the rate of termination is assumed to vary only by age. Rates for selected ages are shown below:

Age	Rate
27	5.5%
32	4.5%
37	4.0%
42	3.5%
47	3.0%
52	2.5%
57	2.0%
62	0.4%

Attachment to Section E, Item 5, SFA Amount Certification**RETIREMENT & INVESTMENT SOLUTIONS****k. Disability**

A table of disability rates adapted from experience under the U.S. Social Security System. Rates for selected ages are shown below:

Age	Rate
22	0.05%
27	0.07%
32	0.09%
37	0.13%
42	0.20%
47	0.33%
52	0.56%
57	0.92%
62	1.46%

l. Form of Payment

Active and terminated vested participants are assumed to elect forms of payment at retirement as follows:

Form of Payment	Rate
Single Life	55%
60% Joint & Survivor	30%
100% Joint & Survivor	10%
10-Year Certain & Life	5%

Attachment to Section E, Item 5, SFA Amount Certification

RETIREMENT & INVESTMENT SOLUTIONS

**m. Marriage**

80% of the active participants are assumed to be married.

n. Spouse Age Difference

Wives are assumed to be three years younger than husbands.

o. Late Retirement

Active participants working past their Normal Retirement Date are assumed to have received a timely Suspension of Benefits Notice. Terminated Vested Participants beyond their Required Beginning Date are assumed to retire on the Measurement Date with a retroactive lump sum.

p. Death Audit

The participant data was provided by the Fund Office and is the same as the participant data used in the January 1, 2022 Actuarial Valuation. It has been adjusted to remove known deaths that occurred prior to January 1, 2022 to fully reflect the death audit run by the Plan Administrator in February 2023 and the additional death audits performed by the PBGC during 2023. Additional survivor benefits were included for those deceased participants that are eligible. Additional information regarding these Death Audits is contained in Section E – SFA Certification of Death Audit.

q. Missing and Incomplete Data

Active records with missing birth dates were assumed to be born 20 years prior to their hire date or at age 26 if no hire date was present.

r. Census Date

The participant data was provided by the Fund Office as of January 1, 2022. There are no Plan participants excluded from the projections.

s. Reciprocity

There are no assumptions related to reciprocity.

Fair Market Value Certification

As required by 29 C.F.R. §4262.8(a)(4)(ii), the Board of Trustees of the United Food and Commercial Workers Union and Participating Food Industry Employers Tri-State Pension Plan hereby certifies the fair market value-of Plan assets to be \$266,663,668 as of December 31, 2022 (the SFA measurement date).

Since the SFA measurement date coincides with the end of the 2022 Plan Year (January 1, 2022, through December 31, 2022), the fair market value of assets as of December 31, 2022 is based on the most recent audited plan financial statement provided by Alan Ross & Company, without additional reconciliation or adjustment. The audited Plan financial statement was submitted, as requested, under Section B, Item (7).

There are no withdrawal liability receivables included in the market value of assets.

The 12/31/2022 audited plan financial statement includes contributions receivable of \$1,004,222. This amount is comprised of the following:

Source	Amount
Acme	\$943,812
Non-Acme	\$60,410
Total	\$1,004,222

DocuSigned by:
[Signature]

Wendell W. Young, IV
Chairperson, Duly Authorized

Date: 3/14/2024

DocuSigned by:
[Signature]

Daniel Dosenbach
Secretary, Duly Authorized

Date: 3/15/2024

Penalty of Perjury Statement

Under penalty of perjury under the laws of the United States of America, I declare that I am an authorized Trustee who is a current member of the Board of Trustees of the United Food and Commercial Workers Union and Participating Food Industry Employers Tri-State Pension Plan and that I have examined this application, including accompanying documents, and, to the best of my knowledge and belief, the application contains all the relevant facts relating to the application, all statements of fact contained in the application are true, correct, and not misleading because of omission of any material fact; and all accompanying documents are what they purport to be.

DocuSigned by:
[REDACTED] *Wendell W. Young IV*

Wendell W. Young, IV
Chairperson, Duly Authorized

Date: 3/14/2024

DocuSigned by:
[REDACTED] *Dan Dosenbach*

Daniel Dosenbach
Secretary, Duly Authorized

Date: 3/15/2024

UNANIMOUS WRITTEN CONSENT**Plan Amendment 2023-01****to the
UNITED FOOD AND COMMERCIAL WORKERS UNION AND PARTICIPATING
FOOD INDUSTRY EMPLOYERS TRI-STATE PENSION PLAN**

WHEREAS, the Board of Trustees (the “Trustees”) of the United Food and Commercial Workers Union and Participating Food Industry Employers Tri-State Pension Plan (the “Plan”) has applied to the Pension Benefit Guaranty Corporation (“PBGC”) under section 4262 of the Employment Retirement Income Security Act of 1974, as amended (“ERISA”), and 29 C.F.R. § 4262 for Special Financial Assistance for the Plan; and

WHEREAS, 29 C.F.R. § 4262.6(e)(1) requires that the Plan Sponsor of a plan applying for Special Financial Assistance amend the written instrument governing the plan to require that the plan be administered in accordance with the restrictions and conditions specified in section 4262 of ERISA and 29 C.F.R. part 4262 and that the amendment be contingent upon approval by PBGC of the Plan’s application for Special Financial Assistance; and

WHEREAS, the Agreement and Declaration of Trust at Article IV, Section I(p) provides the Trustees with the power to amend the Plan at any time;

WHEREAS, the Plan Document at Article X, Section 10.1 provides that the provisions of the Plan may be modified or amended as provided in the Trust Agreement, provided that no such action adversely affects Pensioners who have retired under the Plan prior to such action;

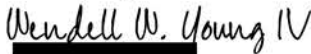
NOW THEREFORE, the Plan Document is hereby amended by adding a new **Article XV “Special Financial Assistance”** which shall be effective upon approval by PBGC of the Plan’s application for Special Financial Assistance, and shall read as follows:


**Article XV
Special Financial Assistance**

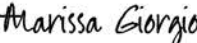
“Beginning with the Special Financial Assistance measurement date selected by the Plan in the Plan’s application for Special Financial Assistance, notwithstanding anything to the contrary in this or any other document governing the Plan, the Plan shall be administered in accordance with the restrictions and conditions specified in section 4262 of ERISA and 29 CFR part 4262.


This Plan Amendment is contingent upon approval by PBGC of the Plan’s application for special financial assistance.”


IN WITNESS WHEREOF, the Trustees have caused this Amendment 2023-01 to be adopted by unanimous written consent on November 7, 2023, as evidenced by each of the Trustees signatures below.


DocuSigned by:

Wendell Young 11/7/2023
Union Trustee, Chairman


DocuSigned by:

Daniel Dosenbach 11/9/2023
Employer Trustee, Secretary

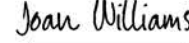
DocuSigned by:

Marissa Giorgio 11/7/2023
Union Trustee


DocuSigned by:

Sloan Nichols 1/16/2024
Employer Trustee


DocuSigned by:

Mike O'Brien 11/7/2023
Union Trustee

DocuSigned by:

Scott Traeger 11/8/2023
Employer Trustee

DocuSigned by:

Mary Owens 11/7/2023
Union Trustee

DocuSigned by:

Joan Williams 11/7/2023
Employer Trustee

DocuSigned by:

Daniel Ross, Jr. 11/7/2023
Union Trustee

DocuSigned by:

Michelle Warble 11/8/2023
Union Trustee

Application Checklist

v20230727

Instructions for Section E, Item 1 of the Instructions for Filing Requirements for Multiemployer Plans Applying for Special Financial Assistance (SFA):


The Application to PBGC for Approval of Special Financial Assistance Checklist ("Application Checklist" or "Checklist") identifies all information required to be filed with an initial or revised application. For a supplemented application, instead use "Application Checklist - Supplemented." The Application Checklist is not required for a lock-in application.

For a plan required to submit additional information described in Addendum A of the SFA Filing Instructions, also complete Checklist Items #40.a. to #49.b., and if there is a merger as described in Addendum A, also complete Checklist Items #50 through #63.

Applications (including this Application Checklist), with the exception of lock-in applications, must be submitted to PBGC electronically through PBGC's e-Filing Portal, (<https://efilingportal.pbtc.gov/site/>). After logging into the e-Filing Portal, go to the Multiemployer Events section and click "Create New ME Filing." Under "Select a filing type," select "Application for Financial Assistance – Special." Note: revised and supplemented applications must be submitted by selecting "Create New ME Filing."

Note: If you go to the e-Filing Portal and do not see "Application for Financial Assistance – Special" under the "Select a Filing Type," then the e-Filing Portal is temporarily closed and PBGC is not accepting applications (other than lock-in applications) at the time, unless the plan is eligible to make an emergency filing under § 4262.10(f). PBGC's website, www.pbtc.gov, will be updated when the e-Filing Portal reopens for applications. PBGC maintains information on its website at www.pbtc.gov to inform prospective applicants about the current status of the e-Filing portal, as well as to provide advance notice of when PBGC expects to open or temporarily close the e-Filing Portal.

General instructions for completing the Application Checklist:

Complete all items that are shaded: 

If required information was already filed: (1) through PBGC's e-Filing Portal; or (2) through any means for an insolvent plan, a plan that has received a partition, or a plan that submitted an emergency filing, the filer may either upload the information with the application or include a statement in the Plan Comments section of the Application Checklist indicating the date on which and the submission with which the information was previously filed. For any such items previously provided, enter N/A as the **Plan Response**.

For a revised application, the filer may, but is not required to, submit an entire application. For all Application Checklist Items that were previously filed that are not being changed, the filer may include a statement in the Plan Comments section of the Application Checklist to indicate that the other information was previously provided as part of the initial application. For each, enter N/A as the **Plan Response**.

Instructions for specific columns:

Plan Response: Provide a response to each item on the Application Checklist, using only the **Response Options** shown for each Checklist Item.

Name(s) of Files Uploaded: Identify the full name of the file or files uploaded that are responsive to the Checklist Item. The column **Upload as Document Type** provides guidance on the "document type" to select when submitting documents on PBGC's e-Filing Portal.

Page Number Reference(s): For Checklist Items #22 to #29c, submit all information in a single document and identify here the relevant page numbers for each such Checklist Item.

Plan Comments: Use this column to provide explanations for any **Plan Response** that is N/A, to respond as may be specifically identified for Checklist Items, and to provide any optional explanatory comments.

Additional guidance is provided in the following columns:

Upload as Document Type: When uploading documents in PBGC's e-Filing Portal, select the appropriate Document Type for each document that is uploaded. This column provides guidance on the Document Type to select for each Checklist Item. You may upload more than one document using the same Document Type, and there may be Document Types on the e-Filing Portal for which you have no documents to upload.

Required Filenaming (if applicable): For certain Checklist Items, a specified format for naming the file is required.

SFA Instructions Reference: Identifies the applicable section and item number in PBGC's Instructions for Filing Requirements for Multiemployer Plans Applying for Special Financial Assistance.

You must select N/A if a Checklist Item # is not applicable to your application. **Your application will be considered incomplete if No is entered as a Plan Response for any of Checklist Items #1 through #39 on the Application Checklist. If there has been an event as described in § 4262.4(f), complete Checklist Items #40.a. through #49.b., and if there has been a merger described in Addendum A, also complete Checklist Items #50 through #63. Your application will be considered incomplete if No is entered as a Plan Response for any of Checklist Items #40.a. through #49.b. if you are required to complete Checklist Items # 40.a. through #49.b. Your application will also be considered incomplete if No is entered as a Plan Response for any of Checklist Items #50 through #63 if you are required to complete Checklist Items #50 through #63.**

If a Checklist Item # asks multiple questions or requests multiple items, the Plan Response should only be Yes if the plan is providing all information requested for that Checklist Item.

Note, a Yes or No response is also required for Checklist Items #a through #f.

Note, in the case of a plan applying for priority consideration, the plan's application must also be submitted to the Treasury Department. If that requirement applies to an application, PBGC will transmit the application to the Treasury Department on behalf of the plan. See IRS Notice [NOTICE] for further information.

All information and documentation, unless covered by the Privacy Act, that is included in an SFA application may be posted on PBGC's website at www.pbgc.gov or otherwise publicly disclosed, without additional notification. Except to the extent required by the Privacy Act, PBGC provides no assurance of confidentiality in any information included in an SFA application.

Version Updates (newest version at top)

Version	Date updated
---------	--------------

v07272023p	07/27/2023	Updated checklist to include new Template 10 requirement and reflect changes to eligibility and death audit instructions
v20221129p	11/29/2022	Updated checklist item 11. for new death audit requirements
v20220802p	08/02/2022	Fixed some of the shading in the checklist
v20220706p	07/06/2022	

Application to PBGC for Approval of Special Financial Assistance (SFA)

APPLICATION CHECKLIST

Plan name:	United Food and Commercial Workers Union and Participating Food Industry Employers Tri-State Pension Plan
EIN:	236396097
PN:	001
SFA Amount Requested:	\$ 638,272,612.

Do NOT use this Application Checklist for a supplemented application. Instead use Application Checklist - Supplemented.

v20230727

Unless otherwise specified:
YYYY = plan year
Plan Name = abbreviated plan name

-----Filers provide responses here for each Checklist Item:-----

Your application will be considered incomplete if No is entered as a Plan Response for any of Checklist Items #1 through #39. In addition, if required to provide information due to a "certain event" (see Addendum A of the SFA Filing Instructions), your application will be considered incomplete if No is entered as a Plan Response for any Checklist Items #40.a. through #49.b. If there is a merger event described in Addendum A, your application will also be considered incomplete if No is entered as a Plan Response for any Checklist Items #50 through #63.

Explain all N/A responses. Provide comments where noted. Also add any other optional explanatory comments.

Checklist Item #	SFA Filing Instructions Reference		Response Options	Plan Response	Name of File(s) Uploaded	Page Number Reference(s)	Plan Comments	In the e-Filing Portal, upload as Document Type	Use this Filenaming Convention
Plan Information, Checklist, and Certifications									
a.		Is this application a revised application submitted after the denial of a previously filed application for SFA?	Yes No	No	N/A	N/A		N/A	N/A
b.		Is this application a revised application submitted after a plan has withdrawn its application for SFA that was initially submitted under the interim final rule?	Yes No	No	N/A	N/A		N/A	N/A
c.		Is this application a revised application submitted after a plan has withdrawn its application for SFA that was submitted under the final rule?	Yes No	Yes	N/A	N/A	Various files are included as indicated below	N/A	N/A
d.		Did the plan previously file a lock-in application?	Yes No	No	N/A	N/A	If a "lock-in" application was filed, provide the filing date.	N/A	N/A
e.		Has this plan been terminated?	Yes No	No	N/A	N/A	If terminated, provide date of plan termination.	N/A	N/A
f.		Is this plan a MPRA plan as defined under § 4262.4(a)(3) of PBGC's SFA regulation?	Yes No	No	N/A	N/A		N/A	N/A
1.	Section B, Item (1)a.	Does the application include the most recent plan document or restatement of the plan document and all amendments adopted since the last restatement (if any)?	Yes No	Yes	Previously Provided	N/A	See file "UFCWTState_Document.pdf" uploaded to LeapFile on 5/4/2023	Pension plan documents, all versions available, and all amendments signed and dated	N/A
2.	Section B, Item (1)b.	Does the application include the most recent trust agreement or restatement of the trust agreement, and all amendments adopted since the last restatement (if any)?	Yes No	Yes	Previously Provided	N/A	See file, "UFCWTState_Trust.pdf" provided with the Initial Application on 3/10/2023	Pension plan documents, all versions available, and all amendments signed and dated	N/A
3.	Section B, Item (1)c.	Does the application include the most recent IRS determination letter? Enter N/A if the plan does not have a determination letter.	Yes No N/A	Yes	Previously Provided	N/A	See file, "UFCWTState_DeterminationLetter.pdf" provided with the Initial Application on 3/10/2023	Pension plan documents, all versions available, and all amendments signed and dated	N/A
4.	Section B, Item (2)	Does the application include the actuarial valuation report for the 2018 plan year and each subsequent actuarial valuation report completed before the filing date of the initial application? Enter N/A if no actuarial valuation report was prepared because it was not required for any requested year. Is each report provided as a separate document using the required filename convention?	Yes No N/A	Yes	Previously Provided	N/A	Six reports were provided in the Initial Application on 3/10/2023. 2017AVR UFCWTState.pdf 2018AVR UFCWTState.pdf 2019AVR UFCWTState.pdf 2020AVR UFCWTState.pdf 2021AVR UFCWTState.pdf 2022AVR UFCWTState.pdf	Most recent actuarial valuation for the plan	YYYYAVR Plan Name
5.a.		Does the application include the most recent rehabilitation plan (or funding improvement plan, if applicable), including all subsequent amendments and updates, and the percentage of total contributions received under each schedule of the rehabilitation plan or funding improvement plan for the most recent plan year available?	Yes No	Yes	Previously Provided	N/A	See file "UFCWTState_2022RehabPlan.pdf", along with the additional documents provided as indicated below.	Rehabilitation plan (or funding improvement plan, if applicable)	N/A

Application to PBGC for Approval of Special Financial Assistance (SFA)

APPLICATION CHECKLIST

Plan name:

United Food and Commercial Workers Union and Participating Food Industry Employers Tri-State Pension Plan

EIN:

236396097

PN:

001

SFA Amount Requested:

\$ 638,272,612.

Do NOT use this Application Checklist for a supplemented application. Instead use Application Checklist - Supplemented.

v20230727

Unless otherwise specified:
YYYY = plan year
Plan Name = abbreviated plan name

-----Filers provide responses here for each Checklist Item:-----

Your application will be considered incomplete if No is entered as a Plan Response for any of Checklist Items #1 through #39. In addition, if required to provide information due to a "certain event" (see Addendum A of the SFA Filing Instructions), your application will be considered incomplete if No is entered as a Plan Response for any Checklist Items #40.a. through #49.b. If there is a merger event described in Addendum A, your application will also be considered incomplete if No is entered as a Plan Response for any Checklist Items #50 through #63.

Explain all N/A responses. Provide comments where noted. Also add any other optional explanatory comments.

Checklist Item #	SFA Filing Instructions Reference		Response Options	Plan Response	Name of File(s) Uploaded	Page Number Reference(s)	Plan Comments	In the e-Filing Portal, upload as Document Type	Use this Filenaming Convention
5.b.	Section B, Item (3)	If the most recent rehabilitation plan does not include historical documentation of rehabilitation plan changes (if any) that occurred in calendar year 2020 and later, does the application include an additional document with these details? Enter N/A if the historical document is contained in the rehabilitation plans.	Yes No N/A	Yes	Previously Provided	N/A	See files: UFCWTState_2021RehabPlan.pdf UFCWTState_2020RehabPlan.pdf UFCWTState_2019RehabPlan.pdf SFA App Revised UFCWTState.pdf The pertinent pages in the SFA App UFCWTState.pdf are 2-4.	Rehabilitation plan (or funding improvement plan, if applicable)	N/A
6.	Section B, Item (4)	Does the application include the plan's most recently filed (as of the filing date of the initial application) Form 5500 (Annual Return/Report of Employee Benefit Plan) and all schedules and attachments (including the audited financial statement)? Is the 5500 filing provided as a single document using the required filename convention?	Yes No	Yes	Previously Provided	N/A	See file "2021Form5500 UFCWTState.pdf" provided with the Initial Application on 3/10/2023	Latest annual return/report of employee benefit plan (Form 5500)	YYYYForm5500 Plan Name
7.a.	Section B, Item (5)	Does the application include the plan actuary's certification of plan status ("zone certification") for the 2018 plan year and each subsequent annual certification completed before the filing date of the initial application? Enter N/A if the plan does not have to provide certifications for any requested plan year. Is each zone certification (including the additional information identified in Checklist Items #7.b. and #7.c. below, if applicable) provided as a single document, separately for each plan year, using the required filename convention?	Yes No N/A	Yes	Previously Provided	N/A	Five Zone Certifications were provided with the Initial Application on 3/10/2023 2018Zone20180330 UFCWTState.pdf 2019Zone20190329 UFCWTState.pdf 2020Zone20200330 UFCWTState.pdf 2021Zone20210331 UFCWTState.pdf 2022Zone20220331 UFCWTState.pdf	Zone certification	YYYYZoneYYYYMMDD Plan Name, where the first "YYYY" is the applicable plan year, and "YYYYMMDD" is the date the certification was prepared.
7.b.		Does the application include documentation for all zone certifications that clearly identifies all assumptions used including the interest rate used for funding standard account purposes? If such information is provided in an addendum, addendums are only required for the most recent actuarial certification of plan status completed before January 1, 2021 and each subsequent annual certification. Is this information included in the single document in Checklist Item #7.a. for the applicable plan year? Enter N/A if the plan entered N/A for Checklist Item #7a.	Yes No N/A	Yes	N/A - include as part of documents in Checklist Item #7.a.	N/A	Assumptions and cash flow projections supporting certification of Critical and Declining Status included with 2020 - 2022 Zone Certifications provided with the Initial Application on 3/10/2023	N/A - include as part of documents in Checklist Item #7.a.	N/A - included in a single document for each plan year - See Checklist Item #7.a.

Application to PBGC for Approval of Special Financial Assistance (SFA)

APPLICATION CHECKLIST

Plan name:	United Food and Commercial Workers Union and Participating Food Industry Employers Tri-State Pension Plan
EIN:	236396097
PN:	001
SFA Amount Requested:	\$ 638,272,612.

Do NOT use this Application Checklist for a supplemented application. Instead use Application Checklist - Supplemented.

v20230727

Unless otherwise specified:
YYYY = plan year
Plan Name = abbreviated plan name

Your application will be considered incomplete if No is entered as a Plan Response for any of Checklist Items #1 through #39. In addition, if required to provide information due to a "certain event" (see Addendum A of the SFA Filing Instructions), your application will be considered incomplete if No is entered as a Plan Response for any Checklist Items #40.a. through #49.b. If there is a merger event described in Addendum A, your application will also be considered incomplete if No is entered as a Plan Response for any Checklist Items #50 through #63.

Explain all N/A responses. Provide comments where noted. Also add any other optional explanatory comments.

Checklist Item #	SFA Filing Instructions Reference		Response Options	Plan Response	Name of File(s) Uploaded	Page Number Reference(s)	Plan Comments	In the e-Filing Portal, upload as Document Type	Use this Filenaming Convention
7.c.		For a certification of critical and declining status, does the application include the required plan-year-by-plan-year projection (showing the items identified in Section B, Item (5)a. through (5)f. of the SFA Instructions) demonstrating the plan year that the plan is projected to become insolvent? If required, is this information included in the single document in Checklist Item #7.a. for the applicable plan year? Enter N/A if the plan entered N/A for Checklist Item #7.a. or if the application does not include a certification of critical and declining status.	Yes No N/A	Yes	N/A - include as part of documents in Checklist Item #7.a.	N/A	Assumptions and cash flow projections supporting certification of Critical and Declining Status included with 2020 - 2022 Zone Certifications provided with the Initial Application on 3/10/2023	N/A - include as part of documents in Checklist Item #7.a.	N/A - included in a single document for each plan year - See Checklist Item #7.a.
8.	Section B, Item (6)	Does the application include the most recent account statements for each of the plan's cash and investment accounts? Insolvent plans may enter N/A, and identify in the Plan Comments that this information was previously submitted to PBGC and the date submitted.	Yes No N/A	Yes	UFCWTState_AccountStatements_Dec2023.pdf	N/A	None	Bank/Asset statements for all cash and investment accounts	N/A
9.	Section B, Item (7)	Does the application include the most recent plan financial statement (audited, or unaudited if audited is not available)? Insolvent plans may enter N/A, and identify in the Plan Comments that this information was previously submitted to PBGC and the date submitted.	Yes No N/A	Yes	UFCWTState_2022Financials.pdf	N/A	This is the final audit. The Initial applicatin was based on unaudited assets	Plan's most recent financial statement (audited, or unaudited if audited not available)	N/A
10.	Section B, Item (8)	Does the application include all of the plan's written policies and procedures governing the plan's determination, assessment, collection, settlement, and payment of withdrawal liability? Are all such items included as a single document using the required filenaming convention?	Yes No N/A	Yes	Previously Provided	N/A	Contained in the uploaded Plan Document	Pension plan documents, all versions available, and all amendments signed and dated	WDL Plan Name
11.a.	Section B, Item (9)a.	Does the application include documentation of a death audit to identify deceased participants that was completed on the census data used for SFA purposes, including identification of the service provider conducting the audit, date performed, the participant counts (provided separately for current retirees and beneficiaries, current terminated vested participants not yet in pay status, and current active participants) run through the death audit, and a copy of the results of the audit provided to the plan administrator by the service provider? If applicable, has personally identifiable information in this report been redacted prior to submission to PBGC? Is this information included as a single document using the required filenaming convention?	Yes No	Yes	Previously Provided	N/A	See file "Death Audit UFCWTState.pdf" provided with the Initial Application on 3/10/2023	Pension plan documents, all versions available, and all amendments signed and dated	Death Audit Plan Name

Application to PBGC for Approval of Special Financial Assistance (SFA)

APPLICATION CHECKLIST

Plan name:

United Food and Commercial Workers Union and Participating Food Industry Employers Tri-State Pension Plan

EIN:

236396097

PN:

001

SFA Amount Requested:

\$ 638,272,612.

Do NOT use this Application Checklist for a supplemented application. Instead use Application Checklist - Supplemented.

v20230727

Unless otherwise specified:
YYYY = plan year
Plan Name = abbreviated plan name

-----Filers provide responses here for each Checklist Item:-----

Your application will be considered incomplete if No is entered as a Plan Response for any of Checklist Items #1 through #39. In addition, if required to provide information due to a "certain event" (see Addendum A of the SFA Filing Instructions), your application will be considered incomplete if No is entered as a Plan Response for any Checklist Items #40.a. through #49.b. If there is a merger event described in Addendum A, your application will also be considered incomplete if No is entered as a Plan Response for any Checklist Items #50 through #63.

Explain all N/A responses. Provide comments where noted. Also add any other optional explanatory comments.

Checklist Item #	SFA Filing Instructions Reference		Response Options	Plan Response	Name of File(s) Uploaded	Page Number Reference(s)	Plan Comments	In the e-Filing Portal, upload as Document Type	Use this Filenaming Convention
11.b.		If any known deaths occurred before the date of the census data used for SFA purposes, is a statement certifying these deaths were reflected for SFA calculation purposes provided?	Yes No N/A	Yes	N/A - include as part of documents in Checklist Item #11.a.	N/A	None	N/A	N/A - include as part of documents in Checklist Item #11.a.
11.c.	Section B, Item (9)b.	Does the application include full census data (Social Security Number and name) of all terminated vested participants that were included in the SFA projections? Is this information provided in Excel, or in an Excel-compatible format?	Yes No N/A	Yes	Previously Provided	N/A	This was provided during PBGC's review of the Initial Application	Submit the data file and the date of the census data through PBGC's secure file transfer system, Leapfile. Go to http://pbgc.leapfile.com, click on "Secure Upload" and then enter sfa@pbgc.gov as the recipient email address and upload the file(s) for secure transmission	Include as the subject "Submission of Terminated Vested Census Data for (Plan Name)," and as the memo "(Plan Name) terminated vested census data dated (date of census data) through Leapfile for independent audit by PBGC."
12.	Section B, Item (10)	Does the application include information required to enable the plan to receive electronic transfer of funds if the SFA application is approved, including (if applicable) a notarized payment form? See SFA Instructions, Section B, Item (10).	Yes No	Yes	Previously Provided	N/A	See files "UFCWTState_WireInstructions.pdf" and "UFCWTState_ACHVendor.pdf" provided with the Initial Application on 3/10/2023	Other	N/A
13.	Section C, Item (1)	Does the application include the plan's projection of expected benefit payments that should have been attached to the Form 5500 Schedule MB in response to line 8b(1) on the Form 5500 Schedule MB for plan years 2018 through the last year the Form 5500 was filed by the filing date of the initial application? Enter N/A if the plan is not required to respond Yes to line 8b(1) on the Form 5500 Schedule MB. See Template 1. Does the uploaded file use the required filenaming convention?	Yes No N/A	Yes	Previously Provided	N/A	Template 1 UFCWTState.xlsx	Financial assistance spreadsheet (template)	Template 1 Plan Name

Application to PBGC for Approval of Special Financial Assistance (SFA)

APPLICATION CHECKLIST

Plan name:	United Food and Commercial Workers Union and Participating Food Industry Employers Tri-State Pension Plan
EIN:	236396097
PN:	001
SFA Amount Requested:	\$ 638,272,612.

Do NOT use this Application Checklist for a supplemented application. Instead use Application Checklist - Supplemented.

v20230727

Unless otherwise specified:
YYYY = plan year
Plan Name = abbreviated plan name

-----Filers provide responses here for each Checklist Item:-----

Your application will be considered incomplete if No is entered as a Plan Response for any of Checklist Items #1 through #39. In addition, if required to provide information due to a "certain event" (see Addendum A of the SFA Filing Instructions), your application will be considered incomplete if No is entered as a Plan Response for any Checklist Items #40.a. through #49.b. If there is a merger event described in Addendum A, your application will also be considered incomplete if No is entered as a Plan Response for any Checklist Items #50 through #63.

Explain all N/A responses. Provide comments where noted. Also add any other optional explanatory comments.

Checklist Item #	SFA Filing Instructions Reference		Response Options	Plan Response	Name of File(s) Uploaded	Page Number Reference(s)	Plan Comments	In the e-Filing Portal, upload as Document Type	Use this Filenaming Convention
14.	Section C, Item (2)	If the plan was required to enter 10,000 or more participants on line 6f of the most recently filed Form 5500 (by the filing date of the initial application), does the application include a current listing of the 15 largest contributing employers (the employers with the largest contribution amounts) and the amount of contributions paid by each employer during the most recently completed plan year before the filing date of the initial application (without regard to whether a contribution was made on account of a year other than the most recently completed plan year)? If this information is required, it is required for the 15 largest contributing employers even if the employer's contribution is less than 5% of total contributions. Enter N/A if the plan is not required to provide this information. See Template 2. Does the uploaded file use the required filenaming convention?	Yes No N/A	Yes	Template 2 UFCWTState2.xlsx	N/A	None	Contributing employers	Template 2 Plan Name
15.	Section C, Item (3)	Does the application include historical plan information for the 2010 plan year through the plan year immediately preceding the date the plan's initial application was filed that separately identifies: total contributions, total contribution base units (including identification of the unit used), average contribution rates, and number of active participants at the beginning of each plan year? For the same period, does the application show all other sources of non-investment income such as withdrawal liability payments collected, reciprocity contributions (if applicable), additional contributions from the rehabilitation plan (if applicable), and other identifiable sources of contributions? See Template 3. Does the uploaded file use the required filenaming convention?	Yes No	Yes	Template 3 UFCWTState2.xlsx	N/A	None	Historical Plan Financial Information (CBUs, contribution rates, contribution amounts, withdrawal liability payments)	Template 3 Plan Name
16.a.	Section C, Items (4)a., (4)e., and (4)f.	Does the application include the information used to determine the amount of SFA for the plan using the basic method described in § 4262.4(a)(1) based on a deterministic projection and using the actuarial assumptions as described in § 4262.4(e)? See Template 4A, 4A-4 SFA Details .4(a)(1) sheet and Section C, Item (4) of the SFA Filing Instructions for more details on these requirements. Does the uploaded file use the required filenaming convention?	Yes No	Yes	Template 4A UFCWTState2.xlsx	N/A	None	Projections for special financial assistance (estimated income, benefit payments and expenses)	Template 4A Plan Name
16.b.i.	Addendum D Section C, Item (4)a. - MPRA plan information A. Addendum D Section C, Item (4)e. - MPRA plan information A.	If the plan is a MPRA plan, does the application also include the information used to determine the amount of SFA for the plan using the increasing assets method described in § 4262.4(a)(2)(i) based on a deterministic projection and using the actuarial assumptions as described in § 4262.4(e)? See Template 4A, 4A-5 SFA Details .4(a)(2)(i) sheet and Addendum D for more details on these requirements. Enter N/A if the plan is not a MPRA Plan.	Yes No N/A	N/A	N/A - included as part of Template 4A Plan Name	N/A	The Plan is not a MPRA Plan	N/A	N/A - included in Template 4A Plan Name

Application to PBGC for Approval of Special Financial Assistance (SFA)

APPLICATION CHECKLIST

Plan name:

United Food and Commercial Workers Union and Participating Food Industry Employers Tri-State Pension Plan

EIN:

236396097

PN:

001

SFA Amount Requested:

\$ 638,272,612.

Do NOT use this Application Checklist for a supplemented application. Instead use Application Checklist - Supplemented.

v20230727

Unless otherwise specified:
YYYY = plan year
Plan Name = abbreviated plan name

-----Filers provide responses here for each Checklist Item:-----

Your application will be considered incomplete if No is entered as a Plan Response for any of Checklist Items #1 through #39. In addition, if required to provide information due to a "certain event" (see Addendum A of the SFA Filing Instructions), your application will be considered incomplete if No is entered as a Plan Response for any Checklist Items #40.a. through #49.b. If there is a merger event described in Addendum A, your application will also be considered incomplete if No is entered as a Plan Response for any Checklist Items #50 through #63.

Explain all N/A responses. Provide comments where noted. Also add any other optional explanatory comments.

Checklist Item #	SFA Filing Instructions Reference		Response Options	Plan Response	Name of File(s) Uploaded	Page Number Reference(s)	Plan Comments	In the e-Filing Portal, upload as Document Type	Use this Filenaming Convention
16.b.ii.	Addendum D Section C, Item (4)f. - MPRA plan information A.	If the plan is a MPRA plan for which the requested amount of SFA is determined using the <u>increasing assets method</u> described in § 4262.4(a)(2)(i), does the application also explicitly identify the projected SFA exhaustion year based on the <u>increasing assets method</u> ? See Template 4A, 4A-5 <i>SFA Details .4(a)(2)(i)</i> sheet and Addendum D. Enter N/A if the plan is not a MPRA Plan or if the requested amount of SFA is determined based on the present value method.	Yes No N/A	N/A	N/A - included as part of Template 4A Plan Name	N/A	The Plan is not a MPRA Plan	N/A	N/A - included in Template 4A Plan Name
16.b.iii.	Addendum D Section C, Item (4)a. - MPRA plan information B Addendum D Section C, Item (4)e. (4)f., and (4)g. - MPRA plan information B.	If the plan is a MPRA plan for which the requested amount of SFA is determined using the <u>present value method</u> described in § 4262.4(a)(2)(ii), does the application also include the information for such plans as shown in Template 4B, including 4B-1 <i>SFA Ben Pmts</i> sheet, 4B-2 <i>SFA Details 4(a)(2)(ii)</i> sheet, and 4B-3 <i>SFA Exhaustion</i> sheet? See Addendum D and Template 4B. Enter N/A if the plan is not a MPRA Plan or if the requested amount of SFA is determined based on the increasing assets method.	Yes No N/A	N/A	N/A	N/A	The Plan is not a MPRA Plan	N/A	Template 4B Plan Name
16.c.	Section C, Items (4)b. and (4)c.	Does the application include identification of the non-SFA interest rate and the SFA interest rate, including details on how each was determined? See Template 4A, 4A-1 <i>Interest Rates</i> sheet.	Yes No	Yes	N/A - included as part of Template 4A Plan Name	N/A	None	N/A	N/A - included in Template 4A Plan Name
16.d.	Section C, Item (4).e.ii.	For each year in the SFA coverage period, does the application include the projected benefit payments (excluding make-up payments, if applicable), separately for current retirees and beneficiaries, current terminated vested participants not yet in pay status, current active participants, and new entrants? See Template 4A, 4A-2 <i>SFA Ben Pmts</i> sheet.	Yes No	Yes	N/A - included as part of Template 4A Plan Name	N/A	None	N/A	N/A - included in Template 4A Plan Name
16.e.	Section C, Item (4)e.iv. and (4)e.v.	For each year in the SFA coverage period, does the application include a breakdown of the administrative expenses between PBGC premiums and all other administrative expenses? Does the application include the projected total number of participants at the beginning of each plan year in the SFA coverage period? See Template 4A, 4A-3 <i>SFA Pcount and Admin Exp</i> sheet.	Yes No	Yes	N/A - included as part of Template 4A Plan Name	N/A	None	N/A	N/A - included in Template 4A Plan Name

Application to PBGC for Approval of Special Financial Assistance (SFA)

APPLICATION CHECKLIST

Plan name:

United Food and Commercial Workers Union and Participating Food Industry Employers Tri-State Pension Plan

EIN:

236396097

PN:

001

SFA Amount Requested:

\$ 638,272,612.

Do NOT use this Application Checklist for a supplemented application. Instead use Application Checklist - Supplemented.

v20230727

Unless otherwise specified:
YYYY = plan year
Plan Name = abbreviated plan name

-----Filers provide responses here for each Checklist Item:-----

Your application will be considered incomplete if No is entered as a Plan Response for any of Checklist Items #1 through #39. In addition, if required to provide information due to a "certain event" (see Addendum A of the SFA Filing Instructions), your application will be considered incomplete if No is entered as a Plan Response for any Checklist Items #40.a. through #49.b. If there is a merger event described in Addendum A, your application will also be considered incomplete if No is entered as a Plan Response for any Checklist Items #50 through #63.

Explain all N/A responses. Provide comments where noted. Also add any other optional explanatory comments.

Checklist Item #	SFA Filing Instructions Reference		Response Options	Plan Response	Name of File(s) Uploaded	Page Number Reference(s)	Plan Comments	In the e-Filing Portal, upload as Document Type	Use this Filenaming Convention
17.a.	Section C, Item (5)	For a plan that is not a MPRA plan, does the application include a separate deterministic projection ("Baseline") in the same format as Checklist Items #16.a., #16.d., and #16.e. that shows the amount of SFA that would be determined using the <u>basic method</u> if the assumptions/methods used are the same as those used in the most recent actuarial certification of plan status completed before January 1, 2021 ("pre-2021 certification of plan status") excluding the plan's non-SFA interest rate and SFA interest rate, which should be the same as in Checklist Item #16.a.? See Section C, Item (5) of the SFA Filing Instructions for other potential exclusions from this requirement. If (a) the plan is a MPRA plan, or if (b) this item is not required for a plan that is not a MPRA plan, enter N/A. If entering N/A due to (b), add information in the Plan Comments to explain why this item is not required. Does the uploaded file use the required filenaming convention?	Yes No N/A	Yes	Template 5A UFCWTState2.xlsx	N/A	None	Projections for special financial assistance (estimated income, benefit payments and expenses)	Template 5A Plan Name
17.b.	Addendum D Section C, Item (5)	For a MPRA plan for which the requested amount of SFA is determined using the <u>increasing assets method</u> , does the application include a separate deterministic projection ("Baseline") in the same format as Checklist Items #16.b.i., #16.d., and #16.e. that shows the amount of SFA that would be determined using the <u>increasing assets method</u> if the assumptions/methods used are the same as those used in the most recent actuarial certification of plan status completed before January 1, 2021 ("pre-2021 certification of plan status") excluding the plan's non-SFA interest rate and SFA interest rate, which should be the same as used in Checklist Item #16.b.i.? See Section C, Item (5) of the SFA Filing Instructions for other potential exclusions from this requirement. Also see Addendum D. If the plan is (a) not a MPRA plan, (b) a MPRA plan using the present value method, or (c) is otherwise not required to provide this item, enter N/A. If entering N/A due to (c), add information in the Plan Comments to explain why this item is not required. Does the uploaded file use the required filenaming convention?	Yes No N/A	N/A	N/A	N/A	This Plan is not a MPRA Plan	Projections for special financial assistance (estimated income, benefit payments and expenses)	Template 5A Plan Name

Application to PBGC for Approval of Special Financial Assistance (SFA)

APPLICATION CHECKLIST

Plan name:

United Food and Commercial Workers Union and Participating Food Industry Employers Tri-State Pension Plan

EIN:

236396097

PN:

001

SFA Amount Requested:

\$ 638,272,612.

Do NOT use this Application Checklist for a supplemented application. Instead use Application Checklist - Supplemented.

-----Filers provide responses here for each Checklist Item:-----

v20230727

Unless otherwise specified:
YYYY = plan year
Plan Name = abbreviated plan name

Your application will be considered incomplete if No is entered as a Plan Response for any of Checklist Items #1 through #39. In addition, if required to provide information due to a "certain event" (see Addendum A of the SFA Filing Instructions), your application will be considered incomplete if No is entered as a Plan Response for any Checklist Items #40.a. through #49.b. If there is a merger event described in Addendum A, your application will also be considered incomplete if No is entered as a Plan Response for any Checklist Items #50 through #63.

Explain all N/A responses. Provide comments where noted. Also add any other optional explanatory comments.

Checklist Item #	SFA Filing Instructions Reference		Response Options	Plan Response	Name of File(s) Uploaded	Page Number Reference(s)	Plan Comments	In the e-Filing Portal, upload as Document Type	Use this Filenaming Convention
17.c.	Addendum D Section C, Item (5)	For a MPRA plan for which the requested amount of SFA is determined using the <u>present value method</u> , does the application include a separate deterministic projection ("Baseline") in the same format as Checklist Item #16.b.iii. that shows the amount of SFA that would be determined using the <u>present value method</u> if the assumptions used/methods are the same as those used in the most recent actuarial certification of plan status completed before January 1, 2021 ("pre-2021 certification of plan status") excluding the plan's SFA interest rate which should be the same as used in Checklist Item #16.b.iii. See Section C, Item (5) of the SFA Filing Instructions for other potential exclusions from this requirement. Also see Addendum D. If the plan is (a) not a MPRA plan, (b) a MPRA plan using the increasing assets method, or (c) is otherwise not required to provide this item, enter N/A. If entering N/A due to (c), add information in the Plan Comments to explain why this item is not required. Has this document been uploaded using the required filenaming convention?	Yes No N/A	N/A	N/A	N/A	This Plan is not a MPRA Plan	Projections for special financial assistance (estimated income, benefit payments and expenses)	Template 5B Plan Name
18.a.	Section C, Item (6)	For a plan that is not a MPRA plan, does the application include a reconciliation of the change in the total amount of requested SFA due to each change in assumption/method from the Baseline to the requested SFA amount? Does the application include a deterministic projection and other information for each assumption/method change, in the same format as Checklist Item #16.a? Enter N/A if the plan is not required to provide Baseline information in Checklist Item #17.a. Enter N/A if the requested SFA amount in Checklist Item #16.a. is the same as the amount shown in the Baseline details of Checklist Item #17.a. See Section C, Item (6) of the SFA Filing Instructions for other potential exclusions from this requirement. If the plan is a MPRA plan, enter N/A. If the plan is otherwise not required to provide this item, enter N/A and provide an explanation in the Plan Comments. Does the uploaded file use the required filenaming convention?	Yes No N/A	Yes	Template 6A UFCWTState2.xlsx	N/A	None	Projections for special financial assistance (estimated income, benefit payments and expenses)	Template 6A Plan Name

Application to PBGC for Approval of Special Financial Assistance (SFA)

APPLICATION CHECKLIST

Plan name:

United Food and Commercial Workers Union and Participating Food Industry Employers Tri-State Pension Plan

EIN:

236396097

PN:

001

SFA Amount Requested:

\$ 638,272,612.

Do NOT use this Application Checklist for a supplemented application. Instead use Application Checklist - Supplemented.

v20230727

Unless otherwise specified:
YYYY = plan year
Plan Name = abbreviated plan name

-----Filers provide responses here for each Checklist Item:-----

Your application will be considered incomplete if No is entered as a Plan Response for any of Checklist Items #1 through #39. In addition, if required to provide information due to a "certain event" (see Addendum A of the SFA Filing Instructions), your application will be considered incomplete if No is entered as a Plan Response for any Checklist Items #40.a. through #49.b. If there is a merger event described in Addendum A, your application will also be considered incomplete if No is entered as a Plan Response for any Checklist Items #50 through #63.

Explain all N/A responses. Provide comments where noted. Also add any other optional explanatory comments.

Checklist Item #	SFA Filing Instructions Reference		Response Options	Plan Response	Name of File(s) Uploaded	Page Number Reference(s)	Plan Comments	In the e-Filing Portal, upload as Document Type	Use this Filenaming Convention
18.b.	Addendum D Section C, Item (6)	For a MPRA plan for which the requested amount of SFA is based on the <u>increasing assets method</u> , does the application include a reconciliation of the change in the total amount of requested SFA using the <u>increasing assets method</u> due to each change in assumption/method from the Baseline to the requested SFA amount? Does the application include a deterministic projection and other information for each assumption/method change, in the same format as Checklist Item #16.b.i.? Enter N/A if the plan is not required to provide Baseline information in Checklist Item #17.b. Enter N/A if the requested SFA amount in Checklist Item #16.b.i. is the same as the amount shown in the Baseline details of Checklist Item #17.b. See Addendum D. See Section C, Item (6) of the SFA Filing Instructions for other potential exclusions from this requirement, and enter N/A if this item is not otherwise required. If the plan is (a) not a MPRA plan, (b) a MPRA plan using the present value method, or (c) is otherwise not required to provide this item, enter N/A. If entering N/A due to (c), add information in the Plan Comments to explain why this item is not required. Does the uploaded file use the required filenaming convention?	Yes No N/A	N/A	N/A	N/A	This Plan is not a MPRA Plan	Projections for special financial assistance (estimated income, benefit payments and expenses)	Template 6A Plan Name
18.c.	Addendum D Section C, Item (6)	For a MPRA plan for which the requested amount of SFA is based on the <u>present value method</u> , does the application include a reconciliation of the change in the total amount of requested SFA using the <u>present value method</u> due to each change in assumption/method from Baseline to the requested SFA amount? Does the application include a deterministic projection and other information for each assumption/method change, in the same format as Checklist Item #16.b.iii.? See Section C, Item (6) of the SFA Filing Instructions for other potential exclusions from this requirement. Also see Addendum D. If the plan is (a) not a MPRA plan, (b) a MPRA plan using the increasing assets method, or (c) is otherwise not required to provide this item, enter N/A. If entering N/A due to (c), add information in the Plan Comments to explain why this item is not required. Has this document been uploaded using the required filenaming convention?	Yes No N/A	N/A	N/A	N/A	This Plan is not a MPRA Plan	Projections for special financial assistance (estimated income, benefit payments and expenses)	Template 6B Plan Name

Application to PBGC for Approval of Special Financial Assistance (SFA)

APPLICATION CHECKLIST

Plan name:

United Food and Commercial Workers Union and Participating Food Industry Employers Tri-State Pension Plan

EIN:

236396097

PN:

001

SFA Amount Requested:

\$ 638,272,612.

Do NOT use this Application Checklist for a supplemented application. Instead use Application Checklist - Supplemented.

-----Filers provide responses here for each Checklist Item:-----

v20230727

Unless otherwise specified:
YYYY = plan year
Plan Name = abbreviated plan name

Your application will be considered incomplete if No is entered as a Plan Response for any of Checklist Items #1 through #39. In addition, if required to provide information due to a "certain event" (see Addendum A of the SFA Filing Instructions), your application will be considered incomplete if No is entered as a Plan Response for any Checklist Items #40.a. through #49.b. If there is a merger event described in Addendum A, your application will also be considered incomplete if No is entered as a Plan Response for any Checklist Items #50 through #63.

Explain all N/A responses. Provide comments where noted. Also add any other optional explanatory comments.

Checklist Item #	SFA Filing Instructions Reference		Response Options	Plan Response	Name of File(s) Uploaded	Page Number Reference(s)	Plan Comments	In the e-Filing Portal, upload as Document Type	Use this Filenaming Convention
19.a.	Section C, Item (7)a.	For plans eligible for SFA under § 4262.3(a)(1) or § 4262.3(a)(3), does the application include a table identifying which assumptions/methods used in determining the plan's eligibility for SFA differ from those used in the pre-2021 certification of plan status, and does that table include brief explanations as to why using those assumptions/methods is no longer reasonable and why the changed assumptions/methods are reasonable (an abbreviated version of information provided in Checklist Item #28.a.)? Enter N/A if the plan is eligible for SFA under § 4262.3(a)(2) or § 4262.3(a)(4) or if the plan is eligible based on a certification of plan status completed before 1/1/2021. Also enter N/A if the plan is eligible based on a certification of plan status completed after 12/31/2020 but that reflects the same assumptions as those in the pre-2021 certification of plan status. See Template 7, <i>7a Assump Changes for Elig</i> sheet. Does the uploaded file include both Checklist Items #19.a. and #19.b., and does it use the required filenaming convention?	Yes No N/A	N/A	N/A	N/A	N/A	Financial assistance spreadsheet (template)	Template 7 Plan Name.
19.b.	Section C, Item (7)b.	Does the application include a table identifying which assumptions/methods used to determine the requested SFA differ from those used in the pre-2021 certification of plan status (except the interest rates used to determine SFA)? Does this item include brief explanations as to why using those original assumptions/methods is no longer reasonable and why the changed assumptions/methods are reasonable? If a changed assumption is an extension of the CBU assumption or the administrative expenses assumption as described in Paragraph A “Adoption of assumptions not previously factored into pre-2021 certification of plan status” of Section III, Acceptable Assumption Changes of PBGC’s SFA assumptions guidance, does the application state so? This should be an abbreviated version of information provided in Checklist Item #28.b. See Template 7, <i>7b Assump Changes for Amount</i> sheet. Does the uploaded file include both Checklist Items #19.a. and #19.b., and does it use the required filenaming convention?	Yes No	Yes	Template 7A UFCWTState2.xlsx	N/A	None	Financial assistance spreadsheet (template)	Template 7 Plan Name
20.a.	Section C, Item (8)	Does the application include details of the projected contributions and withdrawal liability payments used to calculate the requested SFA amount, including total contributions, contribution base units (including identification of base unit used), average contribution rate(s), reciprocity contributions (if applicable), additional contributions from the rehabilitation plan (if applicable), and any other identifiable contribution streams? See Template 8.	Yes No	Yes	Template 8 UFCWTState2.xlsx	N/A	None	Projections for special financial assistance (estimated income, benefit payments and expenses)	Template 8 Plan Name

Application to PBGC for Approval of Special Financial Assistance (SFA)

APPLICATION CHECKLIST

Plan name:	United Food and Commercial Workers Union and Participating Food Industry Employers Tri-State Pension Plan
EIN:	236396097
PN:	001
SFA Amount Requested:	\$ 638,272,612.

Do NOT use this Application Checklist for a supplemented application. Instead use Application Checklist - Supplemented.

v20230727

Unless otherwise specified:
YYYY = plan year
Plan Name = abbreviated plan name

-----Filers provide responses here for each Checklist Item:-----

Your application will be considered incomplete if No is entered as a Plan Response for any of Checklist Items #1 through #39. In addition, if required to provide information due to a "certain event" (see Addendum A of the SFA Filing Instructions), your application will be considered incomplete if No is entered as a Plan Response for any Checklist Items #40.a. through #49.b. If there is a merger event described in Addendum A, your application will also be considered incomplete if No is entered as a Plan Response for any Checklist Items #50 through #63.

Explain all N/A responses. Provide comments where noted. Also add any other optional explanatory comments.

Checklist Item #	SFA Filing Instructions Reference		Response Options	Plan Response	Name of File(s) Uploaded	Page Number Reference(s)	Plan Comments	In the e-Filing Portal, upload as Document Type	Use this Filenaming Convention
20.b.	Section C, Item (5)	Does the application separately show the amounts of projected withdrawal liability payments for employers that are currently withdrawn as of the date the initial application is filed, and assumed future withdrawals? Does the application also provide the projected number of active participants at the beginning of each plan year? See Template 8.	Yes No	Yes	N/A - include as part of Checklist Item #20.a.	N/A	None	N/A	N/A - included in <i>Template 8 Plan Name</i>
21.	Section C, Item (10)	Does the application provide a table identifying and describing all assumptions and methods used in i) the pre-2021 certification of plan status, ii) the "Baseline" projection in Section C Item (5), and iii) the determination of the amount of SFA in Section C Item (4)? Does the table state if each changed assumption falls under Section III, Acceptable Assumption Changes, or Section IV, Generally Accepted Assumption Changes, in PBGC's SFA assumptions guidance, or if it should be considered an "Other Change"? Does the uploaded file use the required filenaming convention?	Yes No	Yes	Template 10 UFCWTState.xlsx	N/A	None	Financial assistance spreadsheet (template)	Template 10 Plan Name
22.	Section D	Was the application signed and dated by an authorized trustee who is a current member of the board of trustees or another authorized representative of the plan sponsor and include the printed name and title of the signer?	Yes No	Yes	SFA App Revised UFCWTState.pdf	Cover letter	None	Financial Assistance Application	SFA App Plan Name
23.a.	Section D, Item (1)	For a plan that is not a MPRA plan, does the application include an optional cover letter? Enter N/A if the plan is a MPRA plan, or if the plan is not a MPRA plan and did not include an optional cover letter.	Yes N/A	Yes	N/A - included as part of SFA App Plan Name	Cover letter	None	N/A	N/A - included as part of SFA App Plan Name
23.b.		For a plan that is a MPRA plan, does the application include a cover letter? Does the cover letter identify the calculation method (basic method, increasing assets method, or present value method) that provides the greatest amount of SFA? For a MPRA plan with a partition, does the cover letter include a statement that the plan has been partitioned under section 4233 of ERISA? Enter N/A if the plan is not a MPRA plan.	Yes No N/A	N/A	N/A - included as part of SFA App Plan Name	N/A	This Plan is not a MPRA Plan	N/A	N/A - included as part of SFA App Plan Name
24.	Section D, Item (2)	Does the application include the name, address, email, and telephone number of the plan sponsor, plan sponsor's authorized representative, and any other authorized representatives?	Yes No	Yes	N/A - included as part of SFA App Plan Name	7	None	N/A	N/A - included as part of SFA App Plan Name

Application to PBGC for Approval of Special Financial Assistance (SFA)

APPLICATION CHECKLIST

Plan name:

United Food and Commercial Workers Union and Participating Food Industry Employers Tri-State Pension Plan

EIN:

236396097

PN:

001

SFA Amount Requested:

\$ 638,272,612.

Do NOT use this Application Checklist for a supplemented application. Instead use Application Checklist - Supplemented.

-----Filers provide responses here for each Checklist Item:-----

v20230727

Unless otherwise specified:
YYYY = plan year
Plan Name = abbreviated plan name

Your application will be considered incomplete if No is entered as a Plan Response for any of Checklist Items #1 through #39. In addition, if required to provide information due to a "certain event" (see Addendum A of the SFA Filing Instructions), your application will be considered incomplete if No is entered as a Plan Response for any Checklist Items #40.a. through #49.b. If there is a merger event described in Addendum A, your application will also be considered incomplete if No is entered as a Plan Response for any Checklist Items #50 through #63.

Explain all N/A responses. Provide comments where noted. Also add any other optional explanatory comments.

Checklist Item #	SFA Filing Instructions Reference		Response Options	Plan Response	Name of File(s) Uploaded	Page Number Reference(s)	Plan Comments	In the e-Filing Portal, upload as Document Type	Use this Filenaming Convention
25.	Section D, Item (3)	Does the application identify the eligibility criteria in § 4262.3 that qualifies the plan as eligible to receive SFA, and include the requested information for each item that is applicable, as described in Section D, Item (3) of the SFA Filing Instructions?	Yes No	Yes	N/A - included as part of SFA App Plan Name	8	Certified as Critical & Declining in the 2020 Zone Certification.	N/A	N/A - included as part of SFA App Plan Name
26.a.	Section D, Item (4)	If the plan's application is submitted on or before March 11, 2023, does the application identify the plan's priority group (see § 4262.10(d)(2))? Enter N/A if the plan's application is submitted after March 11, 2023.	Yes No N/A	Yes	N/A - included as part of SFA App Plan Name	8	Priority Group 6	N/A	N/A - included as part of SFA App Plan Name
26.b.		If the plan is submitting an emergency application under § 4262.10(f), is the application identified as an emergency application with the applicable emergency criteria identified? Enter N/A if the plan is not submitting an emergency application.	Yes No N/A	N/A	N/A - included as part of SFA App Plan Name	N/A	None	N/A	N/A - included as part of SFA App Plan Name
27.	Section D, Item (5)	Does the application include a detailed narrative description of the development of the assumed future contributions and assumed future withdrawal liability payments used in the basic method (and in the increasing assets method for a MPRA plan)?	Yes No	Yes	N/A - included as part of SFA App Plan Name	8 & 12-20	None	N/A	N/A - included as part of SFA App Plan Name
28.a.	Section D, Item (6)a.	For plans eligible for SFA under § 4262.3(a)(1) or § 4262.3(a)(3), does the application identify which assumptions/methods (if any) used in showing the plan's eligibility for SFA differ from those used in the most recent certification of plan status completed before 1/1/2021? If there are any assumption/method changes, does the application include detailed explanations and supporting rationale and information as to why using the identified assumptions/methods is no longer reasonable and why the changed assumptions/methods are reasonable? Enter N/A if the plan is not eligible under § 4262.3(a)(1) or § 4262.3(a)(3). Enter N/A if there are no such assumption changes.	Yes No N/A	Yes	N/A - included as part of SFA App Plan Name	8-20	None	N/A	N/A - included as part of SFA App Plan Name

Application to PBGC for Approval of Special Financial Assistance (SFA)

APPLICATION CHECKLIST

Plan name:	United Food and Commercial Workers Union and Participating Food Industry Employers Tri-State Pension Plan
EIN:	236396097
PN:	001
SFA Amount Requested:	\$ 638,272,612.

Do NOT use this Application Checklist for a supplemented application. Instead use Application Checklist - Supplemented.

v20230727

Unless otherwise specified:
YYYY = plan year
Plan Name = abbreviated plan name

-----Filers provide responses here for each Checklist Item:-----

Your application will be considered incomplete if No is entered as a Plan Response for any of Checklist Items #1 through #39. In addition, if required to provide information due to a "certain event" (see Addendum A of the SFA Filing Instructions), your application will be considered incomplete if No is entered as a Plan Response for any Checklist Items #40.a. through #49.b. If there is a merger event described in Addendum A, your application will also be considered incomplete if No is entered as a Plan Response for any Checklist Items #50 through #63.

Explain all N/A responses. Provide comments where noted. Also add any other optional explanatory comments.

Checklist Item #	SFA Filing Instructions Reference		Response Options	Plan Response	Name of File(s) Uploaded	Page Number Reference(s)	Plan Comments	In the e-Filing Portal, upload as Document Type	Use this Filenaming Convention
28.b.	Section D, Item (6)b.	Does the application identify which assumptions/methods (if any) used to determine the requested SFA amount differ from those used in the most recent certification of plan status completed before 1/1/2021 (excluding the plan's non-SFA and SFA interest rates, which must be the same as the interest rates required by § 4262.4(e)(1) and (2))? If there are any assumption/method changes, does the application include detailed explanations and supporting rationale and information as to why using the identified original assumptions/methods is no longer reasonable and why the changed assumptions/methods are reasonable? Does the application state if the changed assumption is an extension of the CBU assumption or the administrative expenses assumption as described in Paragraph A "Adoption of assumptions not previously factored into pre-2021 certification of plan status" of Section III, Acceptable Assumption Changes of PBGC's SFA Assumptions?	Yes No	Yes	N/A - included as part of SFA App Plan Name	8-20	None	N/A	N/A - included as part of SFA App Plan Name
28.c.	Section D, Item (6)	If the mortality assumption uses a plan-specific mortality table or a plan-specific adjustment to a standard mortality table (regardless of if the mortality assumption is changed or unchanged from that used in the most recent certification of plan status completed before 1/1/2021), is supporting information provided that documents the methodology used and the rationale for selection of the methodology used to develop the plan-specific rates, as well as detailed information showing the determination of plan credibility and plan experience? Enter N/A is the mortality assumption does not use a plan-specific mortality table or a plan-specific adjustment to a standard mortality table for eligibility or for determining the SFA amount.	Yes No N/A	N/A	N/A - included as part of SFA App Plan Name	N/A	None	N/A	N/A - included as part of SFA App Plan Name
29.a.	Section D, Item (7)	Does the application include, for an eligible plan that implemented a suspension of benefits under section 305(e)(9) or section 4245(a) of ERISA, a narrative description of how the plan will reinstate the benefits that were previously suspended and a proposed schedule of payments (equal to the amount of benefits previously suspended) to participants and beneficiaries? Enter N/A for a plan that has not implemented a suspension of benefits.	Yes No N/A	N/A	N/A - included as part of SFA App Plan Name	N/A	The Plan has not implemented a suspension of benefits	N/A	N/A - included as part of SFA App Plan Name
29.b.	Section D, Item (7)	If Yes was entered for Checklist Item #29.a., does the proposed schedule show the yearly aggregate amount and timing of such payments, and is it prepared assuming the effective date for reinstatement is the day after the SFA measurement date? Enter N/A for a plan that entered N/A for Checklist Item #29.a.	Yes No N/A	N/A	N/A - included as part of SFA App Plan Name	N/A	None	N/A	N/A - included as part of SFA App Plan Name

Application to PBGC for Approval of Special Financial Assistance (SFA)

APPLICATION CHECKLIST

Plan name:

United Food and Commercial Workers Union and Participating Food Industry Employers Tri-State Pension Plan

EIN:

236396097

PN:

001

SFA Amount Requested:

\$ 638,272,612.

Do NOT use this Application Checklist for a supplemented application. Instead use Application Checklist - Supplemented.

v20230727

Unless otherwise specified:
YYYY = plan year
Plan Name = abbreviated plan name

-----Filers provide responses here for each Checklist Item:-----

Your application will be considered incomplete if No is entered as a Plan Response for any of Checklist Items #1 through #39. In addition, if required to provide information due to a "certain event" (see Addendum A of the SFA Filing Instructions), your application will be considered incomplete if No is entered as a Plan Response for any Checklist Items #40.a. through #49.b. If there is a merger event described in Addendum A, your application will also be considered incomplete if No is entered as a Plan Response for any Checklist Items #50 through #63.

Explain all N/A responses. Provide comments where noted. Also add any other optional explanatory comments.

Checklist Item #	SFA Filing Instructions Reference		Response Options	Plan Response	Name of File(s) Uploaded	Page Number Reference(s)	Plan Comments	In the e-Filing Portal, upload as Document Type	Use this Filenaming Convention
29.c.	Section D, Item (7)	If the plan restored benefits under 26 CFR 1.432(e)(9)-1(e)(3) before the SFA measurement date, does the proposed schedule reflect the amount and timing of payments of restored benefits and the effect of the restoration on the benefits remaining to be reinstated? Enter N/A for a plan that did not restore benefits under 26 CFR 1.432(e)(9)-1(e)(3) before the SFA measurement date. Also enter N/A for a plan that entered N/A for Checklist Items #29.a. and #29.b.	Yes No N/A	N/A	N/A - included as part of SFA App Plan Name	N/A	None	N/A	N/A - included as part of SFA App Plan Name
30.a.	Section E, Item (1)	Does the application include a fully completed Application Checklist, including the required information at the top of the Application Checklist (plan name, employer identification number (EIN), 3-digit plan number (PN), and SFA amount requested)?	Yes No	Yes	App Checklist Revised UFCWTState.xlsx	N/A	None	Special Financial Assistance Checklist	App Checklist Plan Name
30.b.	Section E, Item (1) - Addendum A	If the plan is required to provide information required by Addendum A of the SFA Filing Instructions (for "certain events"), are the additional Checklist Items #40.a. through #49.b. completed? Enter N/A if the plan is not required to submit the additional information described in Addendum A.	Yes No N/A	N/A	N/A	N/A	None	Special Financial Assistance Checklist	N/A
31.	Section E, Item (2)	If the plan claims SFA eligibility under § 4262.3(a)(1) of PBGC's SFA regulation based on a certification by the plan's enrolled actuary of plan status for SFA eligibility purposes completed on or after January 1, 2021, does the application include: (i) plan actuary's certification of plan status for SFA eligibility purposes for the specified year (and, if applicable, for each plan year after the plan year for which the pre-2021 zone certification was prepared and for the plan year immediately prior to the specified year)? (ii) for each certification in (i) above, does the application include all details and additional information described in Section B, Item (5) of the SFA Filing Instructions, including clear documentation of all assumptions, methods and census data used? (iii) for each certification in (i) above, does the application identify all assumptions and methods that are different from those used in the pre-2021 zone certification? Does the certification by the plan's enrolled actuary include clear indication of all assumptions and methods used including source of and date of participant data, measurement date, and a statement that the actuary is qualified to render the actuarial opinion? If the plan does not claim SFA eligibility under § 4262.3(a)(1) or claims SFA eligibility under § 4262.3(a)(1) using a zone certification completed before January 1, 2021, enter N/A. Is the information for this Checklist Item #31 contained in a single document and uploaded using the required filenaming convention?	Yes No N/A	N/A	N/A	N/A	The plan claims eligibility under §4262.3(a)(1) using a zone certification completed before January 1, 2021.	Financial Assistance Application	SFA Elig Cert CD Plan Name

Application to PBGC for Approval of Special Financial Assistance (SFA)

APPLICATION CHECKLIST

Plan name:	United Food and Commercial Workers Union and Participating Food Industry Employers Tri-State Pension Plan
EIN:	236396097
PN:	001
SFA Amount Requested:	\$ 638,272,612.

Do NOT use this Application Checklist for a supplemented application. Instead use Application Checklist - Supplemented.

v20230727

Unless otherwise specified:
YYYY = plan year
Plan Name = abbreviated plan name

-----Filers provide responses here for each Checklist Item:-----

Your application will be considered incomplete if No is entered as a Plan Response for any of Checklist Items #1 through #39. In addition, if required to provide information due to a "certain event" (see Addendum A of the SFA Filing Instructions), your application will be considered incomplete if No is entered as a Plan Response for any Checklist Items #40.a. through #49.b. If there is a merger event described in Addendum A, your application will also be considered incomplete if No is entered as a Plan Response for any Checklist Items #50 through #63.

Explain all N/A responses. Provide comments where noted. Also add any other optional explanatory comments.

Checklist Item #	SFA Filing Instructions Reference		Response Options	Plan Response	Name of File(s) Uploaded	Page Number Reference(s)	Plan Comments	In the e-Filing Portal, upload as Document Type	Use this Filenaming Convention
32.a.	Section E, Item (3)	If the plan claims SFA eligibility under § 4262.3(a)(3) of PBGC's SFA regulation based on a certification by the plan's enrolled actuary of plan status for SFA eligibility purposes completed on or after January 1, 2021, does the application include: (i) plan actuary's certification of plan status for SFA eligibility purposes for the specified year (and, if applicable, for each plan year after the plan year for which the pre-2021 zone certification was prepared and for the plan year immediately prior to the specified year)? (ii) for each certification in (i) above, does the application include all details and additional information described in Section B, Item (5) of the SFA Filing Instructions, including clear documentation of all assumptions, methods and census data used? (iii) for each certification in (i) above, does the application identify all assumptions and methods that are different from those used in the pre-2021 zone certification? Does the certification by the plan's enrolled actuary include clear indication of all assumptions and methods used including source of and date of participant data, measurement date, and a statement that the actuary is qualified to render the actuarial opinion? If the plan does not claim SFA eligibility under § 4262.3(a)(3) or claims SFA eligibility under § 4262.3(a)(3) using a zone certification completed before January 1, 2021, enter N/A. Is the information for Checklist Items #32.a. and #32.b. contained in a single document and uploaded using the required filenaming convention?		N/A	N/A	N/A	The plan claims eligibility under §4262.3(a)(1) using a zone certification completed before January 1, 2021.	Financial Assistance Application	SFA Elig Cert C Plan Name
32.b.	Section E, Item (3)	If the plan claims SFA eligibility under § 4262.3(a)(3) of PBGC's SFA regulation, does the application include a certification from the plan's enrolled actuary that the plan qualifies for SFA based on the applicable certification of plan status for SFA eligibility purposes for the specified year, and by meeting the other requirements of § 4262.3(c) of PBGC's SFA regulation. Does the provided certification include: (i) identification of the specified year for each component of eligibility (certification of plan status for SFA eligibility purposes, modified funding percentage, and participant ratio) (ii) derivation of the modified funded percentage (iii) derivation of the participant ratio Does the certification identify what test(s) under section 305(b)(2) of ERISA is met for the specified year listed above? Does the certification identify all assumptions and methods (including supporting rationale, and where applicable, reliance on the plan sponsor) used to develop the withdrawal liability receivable that is utilized in the calculation of the modified funded percentage? Enter N/A if the plan does not claim SFA eligibility under §4262.3(a)(3).	Yes No N/A	N/A	N/A - included with SFA Elig Cert C Plan Name	N/A	The plan claims eligibility under §4262.3(a)(1) using a zone certification completed before January 1, 2021.	Financial Assistance Application	N/A - included in SFA Elig Cert C Plan Name

Application to PBGC for Approval of Special Financial Assistance (SFA)

APPLICATION CHECKLIST

Plan name:

United Food and Commercial Workers Union and Participating Food Industry Employers Tri-State Pension Plan

EIN:

236396097

PN:

001

SFA Amount Requested:

\$ 638,272,612.

Do NOT use this Application Checklist for a supplemented application. Instead use Application Checklist - Supplemented.

v20230727

Unless otherwise specified:
YYYY = plan year
Plan Name = abbreviated plan name

-----Filers provide responses here for each Checklist Item:-----

Your application will be considered incomplete if No is entered as a Plan Response for any of Checklist Items #1 through #39. In addition, if required to provide information due to a "certain event" (see Addendum A of the SFA Filing Instructions), your application will be considered incomplete if No is entered as a Plan Response for any Checklist Items #40.a. through #49.b. If there is a merger event described in Addendum A, your application will also be considered incomplete if No is entered as a Plan Response for any Checklist Items #50 through #63.

Explain all N/A responses. Provide comments where noted. Also add any other optional explanatory comments.

Checklist Item #	SFA Filing Instructions Reference		Response Options	Plan Response	Name of File(s) Uploaded	Page Number Reference(s)	Plan Comments	In the e-Filing Portal, upload as Document Type	Use this Filenaming Convention
33.	Section E, Item (4)	<div>If the plan's application is submitted on or prior to March 11, 2023, does the application include a certification from the plan's enrolled actuary that the plan is eligible for priority status, with specific identification of the applicable priority group?</div> <div>This item is not required (enter N/A) if the plan is insolvent, has implemented a MPRA suspension as of 3/11/2021, is in critical and declining status and had 350,000+ participants, or is listed on PBGC's website at <i>www.pbgc.gov</i> as being in priority group 6. See § 4262.10(d).</div> <div>Does the certification by the plan's enrolled actuary include clear indication of all assumptions and methods used including source of and date of participant data, measurement date, and a statement that the actuary is qualified to render the actuarial opinion?</div> <div>Is the filename uploaded using the required filenaming convention?</div>	Yes No N/A	Yes	SFA App Revised UFCWTState.pdf	N/A	The plan is listed on PBGC's website as being in priority group 6. This is also covered on page 8 of the application, filed as SFA Revised App UFCWTState.pdf.	Financial Assistance Application	PG Cert Plan Name
34.a.		<div>Does the application include the certification by the plan's enrolled actuary that the requested amount of SFA is the amount to which the plan is entitled under section 4262(j)(1) of ERISA and § 4262.4 of PBGC's SFA regulation? Does this certification include:</div> <div>(i) plan actuary's certification that identifies the requested amount of SFA and certifies that this is the amount to which the plan is entitled?</div> <div>(ii) clear indication of all assumptions and methods used including source of and date of participant data, measurement date, and a statement that the actuary is qualified to render the actuarial opinion?</div> <div>Is the information in Checklist #34.a. combined with #34.b. (if applicable) as a single document, and uploaded using the required filenaming convention?</div>	Yes No	Yes	SFA Amount Revised Cert UFCWTState.pdf	N/A	None	Financial Assistance Application	SFA Amount Cert Plan Name

Application to PBGC for Approval of Special Financial Assistance (SFA)

APPLICATION CHECKLIST

Plan name:	United Food and Commercial Workers Union and Participating Food Industry Employers Tri-State Pension Plan
EIN:	236396097
PN:	001
SFA Amount Requested:	\$ 638,272,612.

Do NOT use this Application Checklist for a supplemented application. Instead use Application Checklist - Supplemented.

v20230727

Unless otherwise specified:
YYYY = plan year
Plan Name = abbreviated plan name

-----Filers provide responses here for each Checklist Item:-----

Your application will be considered incomplete if No is entered as a Plan Response for any of Checklist Items #1 through #39. In addition, if required to provide information due to a "certain event" (see Addendum A of the SFA Filing Instructions), your application will be considered incomplete if No is entered as a Plan Response for any Checklist Items #40.a. through #49.b. If there is a merger event described in Addendum A, your application will also be considered incomplete if No is entered as a Plan Response for any Checklist Items #50 through #63.

Explain all N/A responses. Provide comments where noted. Also add any other optional explanatory comments.

Checklist Item #	SFA Filing Instructions Reference		Response Options	Plan Response	Name of File(s) Uploaded	Page Number Reference(s)	Plan Comments	In the e-Filing Portal, upload as Document Type	Use this Filenaming Convention
34.b.	Section E, Item (5)	If the plan is a MPRA plan, does the certification by the plan's enrolled actuary identify the amount of SFA determined under the basic method described in § 4262.4(a)(1) and the amount determined under the increasing assets method in § 4262.4(a)(2)(i)? If the amount of SFA determined under the “present value method” described in § 4262.4(a)(2)(ii) is not the greatest amount of SFA under § 4262.4(a)(2), does the certification state as such? If the amount of SFA determined under the “present value method” described in § 4262.4(a)(2)(ii) is the greatest amount of SFA under § 4262.4(a)(2), does the certification identify that amount? Enter N/A if the plan is not a MPRA plan.	Yes No N/A	N/A	N/A - included with SFA Amount Cert Plan Name	N/A	This Plan is not a MPRA Plan	N/A - included in SFA Amount Cert Plan Name	N/A - included in SFA Amount Cert Plan Name
35.	Section E, Item (6)	Does the application include the plan sponsor's identification of the amount of fair market value of assets at the SFA measurement date and certification that this amount is accurate? Does the application also include: (i) information that substantiates the asset value and how it was developed (e.g., trust or account statements, specific details of any adjustments)? (ii) a reconciliation of the fair market value of assets from the date of the most recent audited plan financial statements to the SFA measurement date (showing beginning and ending fair market value of assets for this period as well as the following items for the period: contributions, withdrawal liability payments, benefits paid, administrative expenses, and investment income)? With the exception of account statements and financial statements already provided as Checklist Items #8 and #9, is all information contained in a single document that is uploaded using the required filenaming convention?	Yes No	Yes	FMV Cert Revised UFCWTState.pdf	N/A	None	Financial Assistance Application	FMV Cert Plan Name
36.	Section E, Item (7)	Does the application include a copy of the executed plan amendment required by § 4262.6(e)(1) of PBGC's SFA regulation which (i) is signed by authorized trustee(s) of the plan and (ii) includes the plan compliance language in Section E, Item (7) of the SFA Filing Instructions?	Yes No	Yes	Compliance Amend Revised UFCWTState.pdf	N/A	None	Pension plan documents, all versions available, and all amendments signed and dated	Compliance Amend Plan Name

Application to PBGC for Approval of Special Financial Assistance (SFA)

APPLICATION CHECKLIST

Plan name:	United Food and Commercial Workers Union and Participating Food Industry Employers Tri-State Pension Plan
EIN:	236396097
PN:	001
SFA Amount Requested:	\$ 638,272,612.

Do NOT use this Application Checklist for a supplemented application. Instead use Application Checklist - Supplemented.

v20230727

Unless otherwise specified:
YYYY = plan year
Plan Name = abbreviated plan name

-----Filers provide responses here for each Checklist Item:-----

Your application will be considered incomplete if No is entered as a Plan Response for any of Checklist Items #1 through #39. In addition, if required to provide information due to a "certain event" (see Addendum A of the SFA Filing Instructions), your application will be considered incomplete if No is entered as a Plan Response for any Checklist Items #40.a. through #49.b. If there is a merger event described in Addendum A, your application will also be considered incomplete if No is entered as a Plan Response for any Checklist Items #50 through #63.

Explain all N/A responses. Provide comments where noted. Also add any other optional explanatory comments.

Checklist Item #	SFA Filing Instructions Reference		Response Options	Plan Response	Name of File(s) Uploaded	Page Number Reference(s)	Plan Comments	In the e-Filing Portal, upload as Document Type	Use this Filenaming Convention
37.	Section E, Item (8)	In the case of a plan that suspended benefits under section 305(e)(9) or section 4245 of ERISA, does the application include: (i) a copy of the proposed plan amendment(s) required by § 4262.6(e)(2) to reinstate suspended benefits and pay make-up payments? (ii) a certification by the plan sponsor that the proposed plan amendment(s) will be timely adopted? Is the certification signed by either all members of the plan's board of trustees or by one or more trustees duly authorized to sign the certification on behalf of the entire board (including, if applicable, documentation that substantiates the authorization of the signing trustees)? Enter N/A if the plan has not suspended benefits. Is all information included in a single document that is uploaded using the required filenaming convention?	Yes No N/A	N/A	N/A	N/A	The plan has not suspended benefits under section 305(e)(9) or section 4245.	Pension plan documents, all versions available, and all amendments signed and dated	Reinstatement Amend Plan Name
38.	Section E, Item (9)	In the case of a plan that was partitioned under section 4233 of ERISA, does the application include a copy of the executed plan amendment required by § 4262.9(c)(2)? Enter N/A if the plan was not partitioned. Is the document uploaded using the required filenaming convention?	Yes No N/A	N/A	N/A	N/A	The plan was not partitioned under section 4233 of ERISA.	Pension plan documents, all versions available, and all amendments signed and dated	Partition Amend Plan Name
39.	Section E, Item (10)	Does the application include one or more copies of the penalties of perjury statement (see Section E, Item (10) of the SFA Filing Instructions) that (a) are signed by an authorized trustee who is a current member of the board of trustees, and (b) includes the trustee's printed name and title. Is all such information included in a single document and uploaded using the required filenaming convention?	Yes No	Yes	Penalty UFCWTState.pdf	N/A	None	Financial Assistance Application	Penalty Plan Name
Additional Information for Certain Events under § 4262.4(f) - Applicable to Any Events in § 4262.4(f)(2) through (f)(4) and Any Mergers in § 4262.4(f)(1)(ii)									
NOTE: If the plan is not required to provided information described in Addendum A of the SFA Filing Instructions, the Plan Response should be left blank for the remaining Checklist Items.									
40.a.	Addendum A for Certain Events Section C, Item (4)	Does the application include an additional version of Checklist Item #16.a. (also including Checklist Items #16.c., #16.d., and #16.e.), that shows the determination of the SFA amount using the basic method described in § 4262.4(a)(1) as if any events had not occurred? See Template 4A.	Yes No			N/A		Projections for special financial assistance (estimated income, benefit payments and expenses)	For additional submission due to any event: Template 4A Plan Name CE . For an additional submission due to a merger, Template 4A Plan Name Merged , where "Plan Name Merged" is an abbreviated version of the plan name for the separate plan involved in the merger.

Application to PBGC for Approval of Special Financial Assistance (SFA)

APPLICATION CHECKLIST

Plan name:	United Food and Commercial Workers Union and Participating Food Industry Employers Tri-State Pension Plan
EIN:	236396097
PN:	001
SFA Amount Requested:	\$ 638,272,612.

Do NOT use this Application Checklist for a supplemented application. Instead use Application Checklist - Supplemented.

v20230727

Unless otherwise specified:
YYYY = plan year
Plan Name = abbreviated plan name

-----Filers provide responses here for each Checklist Item:-----

Your application will be considered incomplete if No is entered as a Plan Response for any of Checklist Items #1 through #39. In addition, if required to provide information due to a "certain event" (see Addendum A of the SFA Filing Instructions), your application will be considered incomplete if No is entered as a Plan Response for any Checklist Items #40.a. through #49.b. If there is a merger event described in Addendum A, your application will also be considered incomplete if No is entered as a Plan Response for any Checklist Items #50 through #63.

Explain all N/A responses. Provide comments where noted. Also add any other optional explanatory comments.

Checklist Item #	SFA Filing Instructions Reference		Response Options	Plan Response	Name of File(s) Uploaded	Page Number Reference(s)	Plan Comments	In the e-Filing Portal, upload as Document Type	Use this Filenaming Convention
40.b.i.	Addendum A for Certain Events Section C, Item (4)	If the plan is a MPRA plan for which the requested amount of SFA is based on the <u>increasing assets method</u> described in § 4262.4(a)(2)(i), does the application also include an additional version of Checklist Item #16.b.i. that shows the determination of the SFA amount using the <u>increasing assets method</u> as if any events had not occurred? See Template 4A, sheet <i>4A-5 SFA Details .5(a)(2)(i)</i> . Enter N/A if the plan is not a MPRA Plan or if the plan is a MPRA plan for which the requested amount of SFA is based on the present value method.	Yes No N/A		N/A - included as part of file in Checklist Item #40.a.	N/A		N/A	N/A - included as part of file in Checklist Item #40.a.
40.b.ii.	Addendum A for Certain Events Section C, Item (4)	If the plan is a MPRA plan for which the requested amount of SFA is based on the <u>increasing assets method</u> described in § 4262.4(a)(2)(i), does the application also include an additional version of Checklist Item #16.b.ii. that explicitly identifies the projected SFA exhaustion year based on the <u>increasing assets method</u> ? See Template 4A, <i>4A-5 SFA Details .4(a)(2)(i)</i> sheet and Addendum D. Enter N/A if the plan is not a MPRA Plan or if the plan is a MPRA plan for which the requested amount of SFA is based on the present value method.	Yes No N/A			N/A		N/A	N/A - included as part of file in Checklist Item #40.a.
40.b.iii.	Addendum A for Certain Events Section C, Item (4)	If the plan is a MPRA plan for which the requested amount of SFA is based on the <u>present value method</u> described in § 4262.4(a)(2)(ii), does the application also include an additional version of Checklist Item #16.b.iii. that shows the determination of the SFA amount using the <u>present value method</u> as if any events had not occurred? See Template 4B, sheet <i>4B-1 SFA Ben Pmts</i> , sheet <i>4B-2 SFA Details .4(a)(2)(ii)</i> , and sheet <i>4B-3 SFA Exhaustion</i> . Enter N/A if the plan is not a MPRA Plan or if the plan is a MPRA plan for which the requested amount of SFA is based on the increasing assets method.	Yes No N/A			N/A		Projections for special financial assistance (estimated income, benefit payments and expenses)	For additional submission due to any event: <i>Template 4B Plan Name CE</i> . For an additional submission due to a merger, <i>Template 4B Plan Name Merged</i> , where "Plan Name Merged" is an abbreviated version of the plan name for the separate plan involved in the merger.
41.	Addendum A for Certain Events Section C, Item (4)	For any merger, does the application show the SFA determination for this plan <u>and for each plan merged into this plan</u> (each of these determined as if they were still separate plans)? See Template 4A for a non-MPRA plan using the basic method, and for a MPRA plan using the increasing assets method. See Template 4B for a MPRA Plan using the present value method. Enter N/A if the plan has not experienced a merger.	Yes No N/A			N/A		Projections for special financial assistance (estimated income, benefit payments and expenses)	For an additional submission due to a merger, <i>Template 4A (or Template 4B) Plan Name Merged</i> , where "Plan Name Merged" is an abbreviated version of the plan name for the separate plan involved in the merger.

Application to PBGC for Approval of Special Financial Assistance (SFA)

APPLICATION CHECKLIST

Plan name:

United Food and Commercial Workers Union and Participating Food Industry Employers Tri-State Pension Plan

EIN:

236396097

PN:

001

SFA Amount Requested:

\$ 638,272,612.

Do NOT use this Application Checklist for a supplemented application. Instead use Application Checklist - Supplemented.

v20230727

Unless otherwise specified:
YYYY = plan year
Plan Name = abbreviated plan name

-----Filers provide responses here for each Checklist Item:-----

Your application will be considered incomplete if No is entered as a Plan Response for any of Checklist Items #1 through #39. In addition, if required to provide information due to a "certain event" (see Addendum A of the SFA Filing Instructions), your application will be considered incomplete if No is entered as a Plan Response for any Checklist Items #40.a. through #49.b. If there is a merger event described in Addendum A, your application will also be considered incomplete if No is entered as a Plan Response for any Checklist Items #50 through #63.

Explain all N/A responses. Provide comments where noted. Also add any other optional explanatory comments.

Checklist Item #	SFA Filing Instructions Reference		Response Options	Plan Response	Name of File(s) Uploaded	Page Number Reference(s)	Plan Comments	In the e-Filing Portal, upload as Document Type	Use this Filenaming Convention
42.a.	Addendum A for Certain Events Section D	Does the application include a narrative description of any event and any merger, including relevant supporting documents which may include plan amendments, collective bargaining agreements, actuarial certifications related to a transfer or merger, or other relevant materials?	Yes No		N/A - included as part of SFA App Plan Name		For each Checklist Item #42.a. through #45.b., identify the relevant page number(s) within the single document.	Financial Assistance Application	SFA App Plan Name
42.b.	Addendum A for Certain Events Section D	For a transfer or merger event, does the application include identifying information for all plans involved including plan name, EIN and plan number, and the date of the transfer or merger?	Yes No		N/A - included as part of SFA App Plan Name			Financial Assistance Application	N/A - included as part of SFA App Plan Name
43.a.	Addendum A for Certain Events Section D	Does the narrative description in the application identify the amount of SFA reflecting any event, the amount of SFA determined as if the event had not occurred, and confirmation that the requested SFA is no greater than the amount that would have been determined if the event had not occurred, unless the event is a contribution rate reduction and such event lessens the risk of loss to plan participants and beneficiaries?	Yes No		N/A - included as part of SFA App Plan Name			Financial Assistance Application	N/A - included as part of SFA App Plan Name
43.b.	Addendum A for Certain Events Section D	For a merger, is the determination of SFA as if the event had not occurred equal to the sum of the amount that would be determined for this plan and each plan merged into this plan (each as if they were still separate plans)? Enter N/A if the event described in Checklist Item #42.a. was not a merger.	Yes No N/A		N/A - included as part of SFA App Plan Name			Financial Assistance Application	N/A - included as part of SFA App Plan Name
44.a.	Addendum A for Certain Events Section D	Does the application include an additional version of Checklist Item #25 that shows the determination of SFA eligibility as if any events had not occurred?	Yes No		N/A - included as part of SFA App Plan Name			Financial Assistance Application	N/A - included as part of SFA App Plan Name
44.b.	Addendum A for Certain Events Section D	For any merger, does this item include demonstrations of SFA eligibility for this plan and for each plan merged into this plan (each of these determined as if they were still separate plans)? Enter N/A if the event described in Checklist Item #42.a. was not a merger.	Yes No N/A		N/A - included as part of SFA App Plan Name			Financial Assistance Application	N/A - included as part of SFA App Plan Name

Application to PBGC for Approval of Special Financial Assistance (SFA)

APPLICATION CHECKLIST

Plan name:

United Food and Commercial Workers Union and Participating Food Industry Employers Tri-State Pension Plan

EIN:

236396097

PN:

001

SFA Amount Requested:

\$ 638,272,612.

Do NOT use this Application Checklist for a supplemented application. Instead use Application Checklist - Supplemented.

v20230727

Unless otherwise specified:
YYYY = plan year
Plan Name = abbreviated plan name

-----Filers provide responses here for each Checklist Item:-----

Your application will be considered incomplete if No is entered as a Plan Response for any of Checklist Items #1 through #39. In addition, if required to provide information due to a "certain event" (see Addendum A of the SFA Filing Instructions), your application will be considered incomplete if No is entered as a Plan Response for any Checklist Items #40.a. through #49.b. If there is a merger event described in Addendum A, your application will also be considered incomplete if No is entered as a Plan Response for any Checklist Items #50 through #63.

Explain all N/A responses. Provide comments where noted. Also add any other optional explanatory comments.

Checklist Item #	SFA Filing Instructions Reference		Response Options	Plan Response	Name of File(s) Uploaded	Page Number Reference(s)	Plan Comments	In the e-Filing Portal, upload as Document Type	Use this Filenaming Convention
45.a.	Addendum A for Certain Events Section D	If the event is a contribution rate reduction and the amount of requested SFA is not limited to the amount of SFA determined as if the event had not occurred, does the application include a detailed demonstration that shows that the event lessens the risk of loss to plan participants and beneficiaries? Enter N/A if the event is not a contribution rate reduction, or if the event is a contribution rate reduction but the requested SFA is limited to the amount of SFA determined as if the event had not occurred.	Yes No N/A		N/A - included as part of SFA App Plan Name			Financial Assistance Application	N/A - included as part of SFA App Plan Name
45.b.	Addendum A for Certain Events Section D	Does the demonstration in Checklist Item #45.a. also identify all assumptions used, supporting rationale for the assumptions and other relevant information? Enter N/A if the plan entered N/A for Checklist Item #45.a.	Yes No N/A		N/A - included as part of SFA App Plan Name			Financial Assistance Application	N/A - included as part of SFA App Plan Name
46.a.	Addendum A for Certain Events Section E, Items (2) and (3)	Does the application include an additional certification from the plan's enrolled actuary with respect to the plan's SFA eligibility but with eligibility determined as if any events had not occurred? This should be in the format of Checklist Item #31 if the SFA eligibility is based on the plan status of critical and declining using a zone certification completed on or after January 1, 2021. This should be in the format of Checklist Items #32.a. and #32.b. if the SFA eligibility is based on the plan status of critical using a zone certification completed on or after January 1, 2021. If the above SFA eligibility is not based on § 4262.3(a)(1) or § 4262.3(a)(3) or is based on a zone certification completed prior to January 1, 2021, enter N/A. Is all relevant information contained in a single document and uploaded using the required filenaming convention?	Yes No N/A			N/A		Financial Assistance Application	SFA Elig Cert Plan Name CE
46.b.	Addendum A for Certain Events Section E, Items (2) and (3)	For any merger, does the application include additional certifications of the SFA eligibility for this plan and for each plan merged into this plan (each of these determined as if they were still separate plans)? If the above SFA eligibility is not based on § 4262.3(a)(1) or § 4262.3(a)(3) or is based on a zone certification completed prior to January 1, 2021, enter N/A. Enter N/A if the event described in Checklist Item #42.a. was not a merger.	Yes No N/A			N/A		Financial Assistance Application	SFA Elig Cert Plan Name Merged CE "Plan Name Merged" is an abbreviated version of the plan name for the separate plan involved in the merger.

Application to PBGC for Approval of Special Financial Assistance (SFA)

APPLICATION CHECKLIST

Plan name:

United Food and Commercial Workers Union and Participating Food Industry Employers Tri-State Pension Plan

EIN:

236396097

PN:

001

SFA Amount Requested:

\$ 638,272,612.

Do NOT use this Application Checklist for a supplemented application. Instead use Application Checklist - Supplemented.

v20230727

Unless otherwise specified:
YYYY = plan year
Plan Name = abbreviated plan name

-----Filers provide responses here for each Checklist Item:-----

Your application will be considered incomplete if No is entered as a Plan Response for any of Checklist Items #1 through #39. In addition, if required to provide information due to a "certain event" (see Addendum A of the SFA Filing Instructions), your application will be considered incomplete if No is entered as a Plan Response for any Checklist Items #40.a. through #49.b. If there is a merger event described in Addendum A, your application will also be considered incomplete if No is entered as a Plan Response for any Checklist Items #50 through #63.

Explain all N/A responses. Provide comments where noted. Also add any other optional explanatory comments.

Checklist Item #	SFA Filing Instructions Reference		Response Options	Plan Response	Name of File(s) Uploaded	Page Number Reference(s)	Plan Comments	In the e-Filing Portal, upload as Document Type	Use this Filenaming Convention
47.a.	Addendum A for Certain Events Section E, Item (5)	Does the application include an additional certification from the plan's enrolled actuary with respect to the plan's SFA amount (in the format of Checklist Item #34.a.), but with the SFA amount determined as if any events had not occurred?	Yes No			N/A		Financial Assistance Application	SFA Amount Cert Plan Name CE
47.b.	Addendum A for Certain Events Section E, Item (5)	If the plan is a MPRA plan, does the certification in Checklist Item #46.a. identify the amount of SFA determined under the basic method described in § 4262.4(a)(1) and the amount determined under the increasing assets method in § 4262.4(a)(2)(i)? If the amount of SFA determined under the “present value method” described in § 4262.4(a)(2)(ii) is not the greatest amount of SFA under § 4262.4(a)(2), does the certification state as such? If the amount of SFA determined under the “present value method” described in § 4262.4(a)(2)(ii) is the greatest amount of SFA under § 4262.4(a)(2), does the certification identify that amount? Enter N/A if the plan is not a MPRA plan.	Yes No N/A		N/A - included in SFA Amount Cert Plan Name CE	N/A		N/A - included in SFA Amount Cert Plan Name	N/A - included in SFA Amount Cert Plan Name CE
47.c.	Addendum A for Certain Events Section E, Item (5)	Does the certification in Checklist Items #47.a. and #47.b. (if applicable) clearly identify all assumptions and methods used, sources of participant data and census data, and other relevant information?	Yes No		N/A - included in SFA Amount Cert Plan Name CE	N/A		N/A - included in SFA Amount Cert Plan Name	N/A - included in SFA Amount Cert Plan Name CE
48.a.	Addendum A for Certain Events Section E, Item (5)	For any merger, does the application include additional certifications of the SFA amount determined for this plan and for each plan merged into this plan (each of these determined as if they were still separate plans) ? Enter N/A if the event described in Checklist Item #42.a. was not a merger.	Yes No N/A			N/A		Financial Assistance Application	SFA Amount Cert Plan Name Merged CE "Plan Name Merged" is an abbreviated version of the plan name for the separate plan involved in the merger.
48.b.	Addendum A for Certain Events Section E, Item (5)	For any merger, do the certifications clearly identify all assumptions and methods used, sources of participant data and census data, and other relevant information? Enter N/A if the event described in Checklist Item #42.a. was not a merger.	Yes No N/A		N/A - included in SFA Amount Cert Plan Name CE	N/A		N/A - included in SFA Amount Cert Plan Name CE	N/A - included in SFA Amount Cert Plan Name CE

Application to PBGC for Approval of Special Financial Assistance (SFA)

APPLICATION CHECKLIST

Plan name:

United Food and Commercial Workers Union and Participating Food Industry Employers Tri-State Pension Plan

EIN:

236396097

PN:

001

SFA Amount Requested:

\$ 638,272,612.

Do NOT use this Application Checklist for a supplemented application. Instead use Application Checklist - Supplemented.

v20230727

Unless otherwise specified:
YYYY = plan year
Plan Name = abbreviated plan name

-----Filers provide responses here for each Checklist Item:-----

Your application will be considered incomplete if No is entered as a Plan Response for any of Checklist Items #1 through #39. In addition, if required to provide information due to a "certain event" (see Addendum A of the SFA Filing Instructions), your application will be considered incomplete if No is entered as a Plan Response for any Checklist Items #40.a. through #49.b. If there is a merger event described in Addendum A, your application will also be considered incomplete if No is entered as a Plan Response for any Checklist Items #50 through #63.

Explain all N/A responses. Provide comments where noted. Also add any other optional explanatory comments.

Checklist Item #	SFA Filing Instructions Reference		Response Options	Plan Response	Name of File(s) Uploaded	Page Number Reference(s)	Plan Comments	In the e-Filing Portal, upload as Document Type	Use this Filenaming Convention
49.a.	Addendum A for Certain Events Section E	If the event is a contribution rate reduction and the amount of requested SFA is not limited to the amount of SFA determined as if the event had not occurred, does the application include a certification from the plan's enrolled actuary (or, if appropriate, from the plan sponsor) with respect to the demonstration to support a finding that the event lessens the risk of loss to plan participants and beneficiaries? Enter N/A if the event is not a contribution rate reduction, or if the event is a contribution rate reduction but the requested SFA is limited to the amount of SFA determined as if the event had not occurred.	Yes No N/A			N/A		Financial Assistance Application	Cont Rate Cert Plan Name CE
49.b.	Addendum A for Certain Events Section E	Does the demonstration in Checklist Item #48.a. also identify all assumptions used, supporting rationale for the assumptions and other relevant information? Enter N/A if the event is not a contribution rate reduction, or if the event is a contribution rate reduction but the requested SFA is limited to the amount of SFA determined as if the event had not occurred.	Yes No N/A		N/A - included in Cont Rate Cert Plan Name CE	N/A		N/A - included in Cont Rate Cert Plan Name CE	N/A - included in Cont Rate Cert Plan Name CE

Additional Information for Certain Events under § 4262.4(f) - Applicable Only to Any Mergers in § 4262.4(f)(1)(ii)

Plans that have experienced mergers identified in § 4262.4(f)(1)(ii) must complete Checklist Items #50 through #63. If you are required to complete Checklist Items #50 through #63, your application will be considered incomplete if No is entered as a Plan Response for any of Checklist Items #50 through #63. All other plans should not provide any responses for Checklist Items #50 through #63.

50.	Addendum A for Certain Events Section B, Item (1)a.	In addition to the information provided with Checklist Item #1, does the application also include similar plan documents and amendments for each plan that merged into this plan due to a merger described in § 4262.4(f)(1)(ii)?	Yes No			N/A		Pension plan documents, all versions available, and all amendments signed and dated	N/A
51.	Addendum A for Certain Events Section B, Item (1)b.	In addition to the information provided with Checklist Item #2, does the application also include similar trust agreements and amendments for each plan that merged into this plan due to a merger described in § 4262.4(f)(1)(ii)?	Yes No			N/A		Pension plan documents, all versions available, and all amendments signed and dated	N/A
52.	Addendum A for Certain Events Section B, Item (1)c.	In addition to the information provided with Checklist Item #3, does the application also include the most recent IRS determination for each plan that merged into this plan due to a merger described in § 4262.4(f)(1)(ii)? Enter N/A if the plan does not have a determination letter.	Yes No N/A			N/A		Pension plan documents, all versions available, and all amendments signed and dated	N/A

Application to PBGC for Approval of Special Financial Assistance (SFA)

APPLICATION CHECKLIST

Plan name:	United Food and Commercial Workers Union and Participating Food Industry Employers Tri-State Pension Plan
EIN:	236396097
PN:	001
SFA Amount Requested:	\$ 638,272,612.

Do NOT use this Application Checklist for a supplemented application. Instead use Application Checklist - Supplemented.

v20230727

Unless otherwise specified:
YYYY = plan year
Plan Name = abbreviated plan name

-----Filers provide responses here for each Checklist Item:-----

Your application will be considered incomplete if No is entered as a Plan Response for any of Checklist Items #1 through #39. In addition, if required to provide information due to a "certain event" (see Addendum A of the SFA Filing Instructions), your application will be considered incomplete if No is entered as a Plan Response for any Checklist Items #40.a. through #49.b. If there is a merger event described in Addendum A, your application will also be considered incomplete if No is entered as a Plan Response for any Checklist Items #50 through #63.

Explain all N/A responses. Provide comments where noted. Also add any other optional explanatory comments.

Checklist Item #	SFA Filing Instructions Reference		Response Options	Plan Response	Name of File(s) Uploaded	Page Number Reference(s)	Plan Comments	In the e-Filing Portal, upload as Document Type	Use this Filenaming Convention
53.	Addendum A for Certain Events Section B, Item (2)	In addition to the information provided with Checklist Item #4, for each plan that merged into this plan due to a merger described in § 4262.4(f)(1)(ii), does the application include the actuarial valuation report for the 2018 plan year and each subsequent actuarial valuation report completed before the application filing date?	Yes No			N/A	Identify here how many reports are provided.	Most recent actuarial valuation for the plan	YYYYAVR Plan Name Merged , where "Plan Name Merged" is abbreviated version of the plan name for the plan merged into this plan.
54.	Addendum A for Certain Events Section B, Item (3)	In addition to the information provided with Checklist Items #5.a. and #5.b., does the application include similar rehabilitation plan information for each plan that merged into this plan due to a merger described in § 4262.4(f)(1)(ii)?	Yes No			N/A		Rehabilitation plan (or funding improvement plan, if applicable)	N/A
55.	Addendum A for Certain Events Section B, Item (4)	In addition to the information provided with Checklist Item #6, does the application include similar Form 5500 information for each plan that merged into this plan due to a merger described in § 4262.4(f)(1)(ii)?	Yes No			N/A		Latest annual return/report of employee benefit plan (Form 5500)	YYYYForm5500 Plan Name Merged , "Plan Name Merged" is abbreviated version of the plan name for the plan merged into this plan.
56.	Addendum A for Certain Events Section B, Item (5)	In addition to the information provided with Checklist Items #7.a., #7.b., and #7.c., does the application include similar certifications of plan status for each plan that merged into this plan due to a merger described in § 4262.4(f)(1)(ii)?	Yes No			N/A	Identify how many zone certifications are provided.	Zone certification	YYYYZoneYYYYMMDD Plan Name Merged, where the first "YYYY" is the applicable plan year, and "YYYYMMDD" is the date the certification was prepared. "Plan Name Merged" is an abbreviated version of the plan name for the plan merged into this plan.
57.	Addendum A for Certain Events Section B, Item (6)	In addition to the information provided with Checklist Item #8, does the application include the most recent cash and investment account statements for each plan that merged into this plan due to a merger described in § 4262.4(f)(1)(ii)?	Yes No			N/A		Bank/Asset statements for all cash and investment accounts	N/A
58.	Addendum A for Certain Events Section B, Item (7)	In addition to the information provided with Checklist Item #9, does the application include the most recent plan financial statement (audited, or unaudited if audited is not available) for each plan that merged into this plan due to a merger described in § 4262.4(f)(1)(ii)?	Yes No			N/A		Plan's most recent financial statement (audited, or unaudited if audited not available)	N/A
59.	Addendum A for Certain Events Section B, Item (8)	In addition to the information provided with Checklist Item #10, does the application include all of the written policies and procedures governing the plan's determination, assessment, collection, settlement, and payment of withdrawal liability for each plan that merged into this plan due to a merger described in § 4262.4(f)(1)(ii)? Are all such items included in a single document using the required filenaming convention?	Yes No			N/A		Pension plan documents, all versions available, and all amendments signed and dated	WDL Plan Name Merged , where "Plan Name Merged" is an abbreviated version of the plan name for the plan merged into this plan.

APPLICATION CHECKLIST

Plan name:

United Food and Commercial Workers Union and Participating Food Industry Employers Tri-State Pension Plan

EIN:

236396097

PN:

001

SFA Amount Requested:

\$ 638,272,612.

Do NOT use this Application Checklist for a supplemented application. Instead use Application Checklist - Supplemented.

-----Filers provide responses here for each Checklist Item:-----

Unless otherwise specified:

YYYY = plan year

Plan Name = abbreviated plan name

Your application will be considered incomplete if No is entered as a Plan Response for any of Checklist Items #1 through #39. In addition, if required to provide information due to a "certain event" (see Addendum A of the SFA Filing Instructions), your application will be considered incomplete if No is entered as a Plan Response for any Checklist Items #40.a. through #49.b. If there is a merger event described in Addendum A, your application will also be considered incomplete if No is entered as a Plan Response for any Checklist Items #50 through #63.

Explain all N/A responses. Provide comments where noted. Also add any other optional explanatory comments.

Checklist Item #	SFA Filing Instructions Reference		Response Options	Plan Response	Name of File(s) Uploaded	Page Number Reference(s)	Plan Comments	In the e-Filing Portal, upload as Document Type	Use this Filenaming Convention
60.	Addendum A for Certain Events Section B, Item (9)	In addition to the information provided with Checklist Item #11, does the application include documentation of a death audit (with the information described in Checklist Item #11) for each plan that merged into this plan due to a merger described in § 4262.4(f)(1)(ii)?	Yes No					Pension plan documents, all versions available, and all amendments signed and dated	Death Audit Plan Name Merged , where "Plan Name Merged" is an abbreviated version of the plan name for the plan merged into this plan.
61.	Addendum A for Certain Events Section C, Item (1)	In addition to the information provided with Checklist Item #13, does the application include the same information in the format of Template 1 for each plan that merged into this plan due to a merger described in § 4262.4(f)(1)(ii)? Enter N/A if each plan that fully merged into this plan is not required to respond Yes to line 8b(1) on the most recently filed Form 5500 Schedule MB.	Yes No N/A					Financial assistance spreadsheet (template)	Template 1 Plan Name Merged , where "Plan Name Merged" is an abbreviated version of the plan name for the plan merged into this plan.
62.	Addendum A for Certain Events Section C, Item (2)	In addition to the information provided with Checklist Item #14, does the application include the same information in the format of Template 2 (if required based on the participant threshold) for each plan that merged into this plan due to a merger described in § 4262.4(f)(1)(ii)? Enter N/A if each plan that merged into this plan has less than 10,000 participants on line 6f of the most recently filed Form 5500.	Yes No N/A					Contributing employers	Template 2 Plan Name Merged , where "Plan Name Merged" is an abbreviated version of the plan name fore the plan merged into this plan.
63.	Addendum A for Certain Events Section C, Item (3)	In addition to the information provided with Checklist Item #15, does the application include similar information in the format of Template 3 for each plan that merged into this plan due to a merger described in § 4262.4(f)(1)?	Yes No					Historical Plan Financial Information (CBUs, contribution rates, contribution amounts, withdrawal liability payments)	Template 3 Plan Name Merged , where "Plan Name Merged" is an abbreviated version of the plan name for the plan merged into this plan.

SFA Certification of Death Audit

RETIREMENT & INVESTMENT SOLUTIONS



United Food and Commercial Workers Union and Participating Food Industry Employers Tri-State Pension Plan

Certification of Death Audit

In connection with both the Initial and Revised SFA Applications, the United Food and Commercial Workers Union and Participating Food Industry Employers Tri-State Pension Plan (“Fund”) performed multiple Death Audit actions as directed and required by PBGC.

- Prior to the Initial Application and in accordance with the SFA guidance and instructions, a death audit was performed in February 2023. The death audit was overseen by the Fund Office who contracted PBI Research Services to conduct the search. The complete January 1, 2022 census file (all actives, TVs, and retirees/beneficiaries) was submitted in the search. All deaths known to have occurred before January 1, 2022 were excluded from the census data. Additional survivor benefits were included for those deceased participants that are eligible.
- In response to PBGC’s April 21, 2023 inquiry, on April 28, 2023 CBIZ provided PBGC with complete census data for all terminated vested participants included in the SFA calculation amount. PBGC performed an independent death audit on these records and provided a response to CBIZ on May 25, 2023. ***The results of this death audit were the sole reason the Fund withdrew its Initial Application.***
- In response to PBGC’s October 19, 2023 inquiry, on October 20, 2023, CBIZ provided PBGC with complete census data for all actives and retirees/beneficiaries that were included in the SFA calculation amount. PBGC performed an independent death audit on these participants and provided a response to CBIZ on November 13, 2023, with final instructions on November 30, 2023.
- On November 30, 2023 CBIZ provided PBGC with a summary file containing all prior death audit information received from both the Plan and from PBGC, explaining how those results would be incorporated into the Revised Application SFA calculations. On January 29, 2024, PBGC confirmed it reviewed CBIZ’s responses identifying how the reported death matches would be treated for purpose of the SFA projections in the Revised Application and that CBIZ’s actions were deemed reasonable.

Reconciliations of Plan data are provided.

SFA Certification of Death Audit**RETIREMENT & INVESTMENT SOLUTIONS****Fund Office | PBI Services Death Audit Reconciliation**

	Term			Deferred		Total
	Active	Vested	Retired	Beneficiary	Beneficiary	
January 1 2022 Data	5,055	13,088	9,487	1,360	273	29,263
Pre-Census DOD, No Beneficiary			(1)			(1)
Deceased, spouse						
Pre-Census DOD, Unknown Marital Status		(45)				(45)
New beneficiary					45	45
Initial SFA Application	5,055	13,043	9,486	1,360	318	29,262

PBGC Death Audit Reconciliation

	Term			Deferred		Total
	Active	Vested	Retired	Beneficiary	Beneficiary	
Initial SFA Application	5,055	13,043	9,486	1,360	318	29,262
Pre-Census DOD, No Beneficiary			(35)	(7)		(42)
Deceased, spouse			(1)			(1)
Pre-Census DOD, Unknown Marital Status		(357)				(357)
New beneficiary				1	357	358
Revised SFA Application	5,055	12,686	9,450	1,354	675	29,220

DOD – Date of Death

SFA Certification of Death Audit

RETIREMENT & INVESTMENT SOLUTIONS



In addition to the above, the following were identified:

- 1 Active Participant with a Pre-Census Date of Death that the Fund Office determined was not the same Participant in Fund records. This is an erroneous match, and this participant remains in the SFA data.
- 17 Active Participants with a Post-Census Date of Death. No action was taken, and these Participants remain in the SFA data.
- 801 Retirees with a Post-Census Date of Death. No action was taken, and these Participants remain in the SFA data.
- 6 Retirees with a Pre-Census Date of Death that the Fund Office confirmed were alive. No action was taken, and these Participants remain in the SFA data.
- 2 Retirees with a Pre-Census Date of Death whose beneficiary records are under the participants' SSN. These beneficiaries continue to be included accordingly.

Terminated Vested Participants of Unknown Marital Status with a Pre-Census Date of Death have been assumed to be deceased and each is now reflected as a Surviving Spouse.

- Spouse birth dates were adjusted up/down three years based on the gender of the Participant, in accordance with the valuation spousal age assumption.
- Spouse genders were assumed to be the opposite of the gender of the Participant.
- To generate spousal benefits, Participant benefits were adjusted to reflect the following:
 - Percent married (80%)
 - Continuation amount (60%)
 - Spousal annuity factor
- For Participants beyond Required Beginning Date, retroactive lump sums reflect the time between the PBGC identified death date and the valuation date to adjust the retroactive lump sum in accordance with the above.
- The assumptions above are unchanged from those used in the most recent actuarial certification completed before January 1, 2021.

To the best of my knowledge, the information supplied is complete and accurate, and all calculations were performed in compliance with the Code of Professional Conduct, the applicable Actuarial Standards of Practice set by the Actuarial Standards Board, and all applicable laws and regulations. As an Enrolled Actuary and a member of the American Academy of Actuaries, I meet the Qualification Standards to render the actuarial opinion herein.

March 15, 2024

Joseph F. Hicks, Jr, EA, MAAA, FCA
 Senior Vice President
 Enrolled Actuary No. 23-006117

CBIZ Retirement & Investment Solutions
 1845 Walnut Street, 10th Floor
 Philadelphia, PA 19103
 215-825-4036

Portfolio Statements

1 DEC 23 - 31 DEC 23

◆ Contents

	Page
Change in Book and Market Value	1
Change in Cash Value	2
Asset Summary	3
Asset Detail - Base Currency	4
Investment Transaction Summary	6
Investment Transaction Detail	7
* Pending Tran Detail w/Accrued Interest	8
Income & Expense Summary	9
Income & Expense Detail - Base Currency	10
Funding & Disbursement Summary	12
Funding & Disbursement Detail	13
* Capital Change Detail	14
Cash Activity Detail	15

Account Name

UFCW TRI-STATE PEN-NTGI S&P 500 INDEX FUND

Account Number

██████████

Questions?

If you have any questions about this report, call your Northern Trust account administrator.

You may have the right under applicable federal banking law to receive, at no additional cost, separate notifications of securities transactions effected for your account. If you wish to receive separate notifications, please contact your relationship officer.

*No Data Available

Northern Trust

Generated by Northern Trust from periodic data on 12 Jan 24

Portfolio Statement

1 DEC 23 - 31 DEC 23

Account number [REDACTED]
Account Name *UFCW TRI-STATE - NTGI S&P -SL

◆ Notifications

Please note that this report has been created using the best available data. This report may also contain information provided by third parties, derived by third parties or derived from third party data and/or data that may have been categorized or otherwise reported based upon client direction - Northern Trust assumes no responsibility for the accuracy, timeliness or completeness of any such information. If you have questions regarding third party data or direction as it relates to this report, please contact your Northern Trust relationship team.

The term "Tax Credit" refers to local market terminology for the taxation associated with an income event. It makes no representation or warranty relating to the ability of the recipient to utilise the value as a "credit", "offset" or other benefit for their own tax purposes. Investors should seek their own tax advice relating to the specific tax considerations of investments in such markets. The Tax Credit is informational only data in the context of this report.

Please note where a client may be eligible to reclaim taxes, these are calculated and accrued for as a tax recoverable on ex date. The net amount may include the accrual of withholding taxes, tax credits or both.

Unitized fund trades may be using a preliminary or last known NAV price. The settlement NAV of the fund may not yet be known to Northern Trust and is subject to change.

Northern Trust records impairment entries pursuant to client direction. Impairment entries recorded to satisfy financial accounting and reporting requirements may not be suitable for tax or for other regulatory reporting purposes. Determining appropriate impairment adjustments is the responsibility of the client.

Although most valuation statements are received periodically from the relevant provider, pricing information may be received by Northern Trust as often as daily. As such, pricing information reported within this template, when scheduled against 'Daily Reporting', may be more current than the valuation statement date information. In these instances, the 'Price Date' field will indicate this with a date more current than the Valuation Statement and Statement Received dates.

Please note that this status summary report has been prepared using best available data, including data provided by the fund company and/or client which may, where indicated, represent preliminary or estimated values. The values contained in the status summary report are not intended to represent or suggest any statement about fair value. This report may also utilize information provided by other third parties, derived by third parties or from third party data and/or data that may have been categorized or otherwise reported based upon client direction - Northern Trust assumes no responsibility for the accuracy, timeliness or completeness of any such information. Northern Trust assumes no responsibility for the consequences of investment decisions made in reliance on information contained in this report. If you have questions regarding third party data or direction as it relates to this report, please contact your Northern Trust relationship team.

Although this report has been prepared using information believed to be reliable, it may contain information provided by third parties or derived from third party information, and/or information that may have been obtained from, categorized or otherwise reported based upon client direction. The Northern Trust Company does not guarantee the accuracy, timeliness or completeness of any such information. The information included in this report is intended to assist clients with their financial reporting needs, but you must consult with your accountants, auditors and/or legal counsel to ensure your accounting and financial reporting complies with applicable laws, regulations and accounting guidance. The Northern Trust Company and its affiliates shall have no responsibility for the consequences of investment decisions made in reliance on information contained in this report.

Portfolio Statement

1 DEC 23 - 31 DEC 23

Account number [REDACTED]
Account Name *UFCW TRI-STATE - NTGI S&P -SL

◆ Change in Book and Market Value

Page 1 of 16

	Cost	Market value	For more information
Opening balance	384,300.86	2,205,195.88	
Interportfolio Transfers Out	- 300,000.00	- 300,000.00	See funding & disbursement summary
Total disbursements	- 300,000.00	- 300,000.00	See funding & disbursement summary
Income received	3.57	3.57	See income & expense summary, cash activity detail
Unrealized gain/loss change	0.00	- 153,834.98	See asset summary
Realized gain/loss	249,300.74	249,300.74	See realized gain/loss summary
Accrued income change	0.15	0.15	See income & expense summary
Closing balance	333,605.32	2,000,665.36	

Portfolio Statement

1 DEC 23 - 31 DEC 23

Account number [REDACTED]
Account Name *UFCW TRI-STATE - NTGI S&P -SL

◆ Change in Cash Value

Page 2 of 16

	Market value	Cost	For more information
Opening balance	0.00	0.00	
Interportfolio transfers out	- 300,000.00	- 300,000.00	See funding & disbursement summary
Total disbursements	- 300,000.00	- 300,000.00	See funding & disbursement summary
Income received	3.57	3.57	See income & expense summary, cash activity detail
Securities bought	- 3.57	- 3.57	See investment transaction summary
Securities sold	300,000.00	300,000.00	See investment transaction summary
Closing balance	0.00	0.00	

Portfolio Statement

31 DEC 2023

Account Name *UFCW TRI-STATE - NTGI S&P -SL Account number [REDACTED]

Page 3 of 16

◆ Asset Summary

Country	Accrued income/expense	Market value	Cost	Market	Unrealized gain/loss Translation	Total	Market value incl. accruals	%
<i>Equities</i>								
Funds - common stock								
United States - USD	0.00	1,999,855.17	332,795.13	1,667,060.04	0.00	1,667,060.04	1,999,855.17	99.960%
Total funds - common stock	0.00	1,999,855.17	332,795.13	1,667,060.04	0.00	1,667,060.04	1,999,855.17	99.960%
Total equities	0.00	1,999,855.17	332,795.13	1,667,060.04	0.00	1,667,060.04	1,999,855.17	99.960%
<i>Cash and Cash Equivalents</i>								
Funds - short term investment								
United States - USD	3.72	806.47	806.47	0.00	0.00	0.00	810.19	0.040%
Total funds - short term investment	3.72	806.47	806.47	0.00	0.00	0.00	810.19	0.040%
Total cash and cash equivalents	3.72	806.47	806.47	0.00	0.00	0.00	810.19	0.040%
Total Unrealized Gains						1,667,060.04		
Total Unrealized Losses						0.00		
Total	3.72	2,000,661.64	333,601.60	1,667,060.04	0.00	1,667,060.04	2,000,665.36	100.000%

Total Cost incl. Accruals 333,605.32

Portfolio Statement

31 DEC 2023

Account number XXXXXXXXXX
Account Name *UFCW TRI-STATE - NTGI S&P -SL

Page 4 of 16

◆ Asset Detail - Base Currency

Description/Asset ID		Exchange rate/ Local market price	Accrued income/expense	Market value	Cost	Unrealized gain/loss		Total
Investment Mgr ID	Shares/PAR value					Market	Translation	

Equities

Funds - common stock

United States - USD

MFBSNTCOLLECTIVE S&P 500 INDEX FUND - LENDING CUSIP: 658991294

110.08	18,167.2890000	0.00	1,999,855.17	332,795.13	1,667,060.04	0.00	1,667,060.04
--------	----------------	------	--------------	------------	--------------	------	--------------

Total USD	0.00	1,999,855.17	332,795.13	1,667,060.04	0.00	1,667,060.04
-----------	------	--------------	------------	--------------	------	--------------

Total United States	0.00	1,999,855.17	332,795.13	1,667,060.04	0.00	1,667,060.04
---------------------	------	--------------	------------	--------------	------	--------------

Total Funds - Common Stock

110.08	0.00	1,999,855.17	332,795.13	1,667,060.04	0.00	1,667,060.04
--------	------	--------------	------------	--------------	------	--------------

Total Equities

110.08	0.00	1,999,855.17	332,795.13	1,667,060.04	0.00	1,667,060.04
--------	------	--------------	------------	--------------	------	--------------

Cash and Cash Equivalents

Funds - short term investment

United States - USD

NT COLLECTIVE SHORT TERM INVT FD CUSIP: 66586U452
V1034911301

806.47	1.0000000	3.72	806.47	806.47	0.00	0.00	0.00
--------	-----------	------	--------	--------	------	------	------

Portfolio Statement

31 DEC 2023

Account number XXXXXXXXXX
Account Name *UFCW TRI-STATE - NTGI S&P -SL

Page 5 of 16

◆ Asset Detail - Base Currency

Description/Asset ID		Unrealized gain/loss				
Investment Mgr ID	Exchange rate/ Local market price	Accrued income/expense	Market value	Cost	Market	Translation
Shares/PAR value						Total
Cash and Cash Equivalents						
Funds - short term investment						
Total USD		3.72	806.47	806.47	0.00	0.00
Total United States		3.72	806.47	806.47	0.00	0.00
Total Funds - Short Term Investment						
806.47		3.72	806.47	806.47	0.00	0.00
Total Cash and Cash Equivalents						
806.47		3.72	806.47	806.47	0.00	0.00
Total						
916.55		3.72	2,000,661.64	333,601.60	1,667,060.04	0.00
						1,667,060.04

++ Informational Only Asset - an asset that is not held in the account but that is included in Northern Trust's reports at the client's request solely as a matter of convenience to the client. Custodial and other responsibilities for this asset rest solely with the client or another custodian. Northern Trust has no custodial or other responsibilities for this asset, and the asset is not an asset of any Northern Trust account for purposes of the applicable account agreement.

Portfolio Statement

1 DEC 23 - 31 DEC 23

Account Name *UFCW TRI-STATE - NTGI S&P -SL
Account number [REDACTED]

Page 6 of 16

◆ Investment Transaction Summary

Asset Type	Principal	Transaction Amount Accrued Interest	Adjustment Amt	Cost	Market	Realized Gain/Loss Translation	Total
<i>Purchases</i>							
Cash and Cash Equivalents							
Funds - short term investment	-3.57	0.00	0.00	3.57	0.00	0.00	0.00
Total cash and cash equivalents	-3.57	0.00	0.00	3.57	0.00	0.00	0.00
Total purchases	-3.57	0.00	0.00	3.57	0.00	0.00	0.00
<i>Sales</i>							
Equities							
Funds - common stock	300,000.00	0.00	0.00	-50,699.26	249,300.74	0.00	249,300.74
Total equities	300,000.00	0.00	0.00	-50,699.26	249,300.74	0.00	249,300.74
Total sales	300,000.00	0.00	0.00	-50,699.26	249,300.74	0.00	249,300.74
Total	299,996.43	0.00	0.00	-50,695.69	249,300.74	0.00	249,300.74

Portfolio Statement

1 DEC 23 - 31 DEC 23

Account Name *UFCW TRI-STATE - NTGI S&P -SL
Account number [REDACTED]

Page 7 of 16

Investment Transaction Detail

Trade Date	Security Description						Realized Gain/Loss		
Settle Date	Asset ID / Ticker	Shares/PAR	Principal	Transaction Amount	Adjustment Amt	Cost	Market	Translation	Total
Trade Status	Broker / Commission	Price		Accrued Interest					
	Narrative								

Purchases

Cash and Cash Equivalents

Funds - short term investment

United States - USD

5 Dec 23	NT COLLECTIVE SHORT TERM INVT FD	3.570	-3.57	0.00	0.00	3.57	0.00	0.00	0.00
5 Dec 23	CUSIP: 66586U452 /								
Settled		1.000000							
	Purchased 3.570 Units								
	05-Dec-2023 at a price of 1.00								
	Net								
Total United States - USD			-3.57	0.00	0.00	3.57	0.00	0.00	0.00
Total funds - short term investment			-3.57	0.00	0.00	3.57	0.00	0.00	0.00
Total cash and cash equivalents			-3.57	0.00	0.00	3.57	0.00	0.00	0.00
Total purchases		3.57	-3.57	0.00	0.00	3.57	0.00	0.00	0.00

Sales

Equities

Funds - common stock

United States - USD

20 Dec 23	MFB NT COLLECTIVE S&P 500 INDEX FUND -	-16.770	300,000.00	0.00	0.00	-50,699.26	249,300.74	0.00	249,300.74
22 Dec 23	LENDING								
Settled	CUSIP: 658991294 /	17,890.555000							
	SOLD 16.770 UNITS 12-20-23 AT								
	A PRICE OF \$17890.555 NET								
Total United States - USD			300,000.00	0.00	0.00	-50,699.26	249,300.74	0.00	249,300.74
Total funds - common stock			300,000.00	0.00	0.00	-50,699.26	249,300.74	0.00	249,300.74
Total equities			300,000.00	0.00	0.00	-50,699.26	249,300.74	0.00	249,300.74
Total sales		-16.77	300,000.00	0.00	0.00	-50,699.26	249,300.74	0.00	249,300.74
Total transactions			299,996.43	0.00	0.00	-50,695.69	249,300.74	0.00	249,300.74

Portfolio Statement

31 DEC 23

Account Name *UFCW TRI-STATE - NTGI S&P -SL
Account number [REDACTED]

◆ Pending Tran Detail w/Accrued Interest

Page 8 of 16

			<u>Security description</u>		<u>Cost/Market</u>	<u>Accrued Interest</u>	<u>Total</u>
<u>Trade date/</u>			<u>Asset Id</u>		<u>Local Proceeds</u>	<u>Local</u>	<u>Local Proceeds</u>
<u>Settle date</u>	<u>Country</u>	<u>Trade Status</u>	<u>Trade Expenses</u>	<u>Shares/PAR</u>	<u>Base Proceeds</u>	<u>Base</u>	<u>Base Proceeds</u>
					<u>Base Market</u>	<u>Market</u>	<u>Base Market</u>

NO DATA TO REPORT

Portfolio Statement

1 DEC 23 - 31 DEC 23

Account number [REDACTED]
Account Name *UFCW TRI-STATE - NTGI S&P -SL

◆ Income & Expense Summary

Page 9 of 16

Type	Receivables last period	Receivables this period	Amount received	Tax recoverable last period	Tax recoverable this period	Tax reclaims received	Accrual receipts/ deliveries	Earned income
<i>Income</i>								
Cash and cash equivalents								
Funds - short term investment	3.57	3.72	3.57	0.00	0.00	0.00	0.00	3.72
Total cash and cash equivalents	3.57	3.72	3.57	0.00	0.00	0.00	0.00	3.72
Total income	3.57	3.72	3.57	0.00	0.00	0.00	0.00	3.72
Net income & expenses	3.57	3.72	3.57	0.00	0.00	0.00	0.00	3.72

Portfolio Statement

1 DEC 23 - 31 DEC 23

Account number XXXXXXXXXX
Account Name *UFCW TRI-STATE - NTGI S&P -SL

◆ Income & Expense Detail - Base Currency

Page 10 of 16

Description Asset ID/Dates	Rate Shares/PAR	Gross Amount	Tax Recoverable	Tax Withheld	Tax Credit	Net Amount	Transaction Type
<i>Income</i>							
Cash and Cash Equivalents							
Funds - Short Term Investment							
United States - USD							
NT COLLECTIVE SHORT TERM INVT FD	5.6596 0.000	3.57	0.00	0.00	0.00	3.57	Receivable last period
CUSIP: 66586U452							
NT COLLECTIVE SHORT TERM INVT FD	5.6496 0.000	3.72	0.00	0.00	0.00	3.72	Receivable this period
CUSIP: 66586U452							
NT COLLECTIVE SHORT TERM INVT FD	.0000 0.000	3.57	0.00	0.00	0.00	3.57	Received this period
CUSIP: 66586U452 Ex date: 30 NOV 23 / Pay date: 05 DEC 23							
Total Funds - Short Term Investment		3.57	0.00	0.00	0.00	3.57	Receivable last period
		3.72	0.00	0.00	0.00	3.72	Receivable this period
		3.57	0.00	0.00	0.00	3.57	Received this period
		0.00	0.00	0.00	0.00	0.00	Income received from prior
		0.00	0.00	0.00	0.00	0.00	Broker commissions recaptured
		0.00	0.00	0.00	0.00	0.00	Tax recoverable last period
		0.00	0.00	0.00	0.00	0.00	Tax recoverable this period
		0.00	0.00	0.00	0.00	0.00	Tax reclaims received
		0.00	0.00	0.00	0.00	0.00	Income purchased this period
		0.00	0.00	0.00	0.00	0.00	Income sold this period
		0.00	0.00	0.00	0.00	0.00	Tax recoverable received this period
		0.00	0.00	0.00	0.00	0.00	Tax recoverable delivered this period
		0.00	0.00	0.00	0.00	0.00	Accrued income received this period
		0.00	0.00	0.00	0.00	0.00	Accrued income delivered this period
		3.72	0.00	0.00	0.00	3.72	Earned income
Total Cash and Cash Equivalents		3.57	0.00	0.00	0.00	3.57	Receivable last period
		3.72	0.00	0.00	0.00	3.72	Receivable this period
		3.57	0.00	0.00	0.00	3.57	Received this period
		0.00	0.00	0.00	0.00	0.00	Income received from prior
		0.00	0.00	0.00	0.00	0.00	Broker commissions recaptured
		0.00	0.00	0.00	0.00	0.00	Tax recoverable last period
		0.00	0.00	0.00	0.00	0.00	Tax recoverable this period
		0.00	0.00	0.00	0.00	0.00	Tax reclaims received
		0.00	0.00	0.00	0.00	0.00	Income purchased this period
		0.00	0.00	0.00	0.00	0.00	Income sold this period

Portfolio Statement

1 DEC 23 - 31 DEC 23

Account number [REDACTED]
Account Name *UFCW TRI-STATE - NTGI S&P -SL

◆ Income & Expense Detail - Base Currency

Page 11 of 16

Description Asset ID/Dates	Rate Shares/PAR	Gross Amount	Tax Recoverable	Tax Withheld	Tax Credit	Net Amount	Transaction Type
<i>Income</i>							
Cash and Cash Equivalents							
Funds - Short Term Investment							
		0.00	0.00	0.00	0.00	0.00	Tax recoverable received this period
		0.00	0.00	0.00	0.00	0.00	Tax recoverable delivered this period
		0.00	0.00	0.00	0.00	0.00	Accrued income received this period
		0.00	0.00	0.00	0.00	0.00	Accrued income delivered this period
		3.72	0.00	0.00	0.00	3.72	Earned income
<hr/>							
Total Income		3.57	0.00	0.00	0.00	3.57	Receivable last period
		3.72	0.00	0.00	0.00	3.72	Receivable this period
		3.57	0.00	0.00	0.00	3.57	Received this period
		0.00	0.00	0.00	0.00	0.00	Income received from prior
		0.00	0.00	0.00	0.00	0.00	Broker commissions recaptured
		0.00	0.00	0.00	0.00	0.00	Tax recoverable last period
		0.00	0.00	0.00	0.00	0.00	Tax recoverable this period
		0.00	0.00	0.00	0.00	0.00	Tax reclaims received
		0.00	0.00	0.00	0.00	0.00	Income purchased this period
		0.00	0.00	0.00	0.00	0.00	Income sold this period
		0.00	0.00	0.00	0.00	0.00	Tax recoverable received this period
		0.00	0.00	0.00	0.00	0.00	Tax recoverable delivered this period
		0.00	0.00	0.00	0.00	0.00	Accrued income received this period
		0.00	0.00	0.00	0.00	0.00	Accrued income delivered this period
		3.72	0.00	0.00	0.00	3.72	Earned income

Please note that the Tax Withheld column may contain amounts related to FATCA withholdings

Portfolio Statement

1 DEC 23 - 31 DEC 23

Account number XXXXXXXXXX
Account Name *UFCW TRI-STATE - NTGI S&P -SL

◆ Funding & Disbursement Summary

Page 12 of 16

Transaction type	Receipts	Disbursements	Accruals	Market value	Cost	Transaction amount Cost on gain/loss	Realized gain/loss	
							Market Translation	Total
Interportfolio Transfers Out	0.00	- 300,000.00	0.00	0.00	0.00	- 300,000.00 0.00	0.00 0.00	0.00
Total	0.00	- 300,000.00	0.00	0.00	0.00	- 300,000.00 0.00	0.00 0.00	0.00

Portfolio Statement

1 DEC 23 - 31 DEC 23

Account Name *UFCW TRI-STATE - NTGI S&P -SL
Account number [REDACTED]

◆ Funding & Disbursement Detail *Interportfolio Transfers Out*

Page 13 of 16

Trade date Settle date Asset ID	Security description Transaction description	Accrued Income	Market value	Cost	Transaction amount	Realized gain/loss Market Translation	Total
22 Dec 23	United States dollar	0.00	0.00	0.00	- 300,000.00	0.00	0.00
22 Dec 23	TRANSFERRED TO INVESTMENT MANAGEMENT ADVISORY ACCOUNT [REDACTED], *UFCW TRI-STATE - CONT/DISB-SL					0.00	
Total interportfolio transfers out		0.00	0.00	0.00	- 300,000.00	0.00 0.00	0.00
Total		0.00	0.00	0.00		0.00 0.00	0.00

Portfolio Statement

1 DEC 23 - 31 DEC 23

Account Name *UFCW TRI-STATE - NTGI S&P -SL
Account number [REDACTED]

◆ Capital Change Detail

Page 14 of 16

Ex date	<u>Original security description/Asset ID</u>	Original cost	Change description	Payment Amount	<u>Resulting security description/Asset ID</u>	Resulting cost	<u>Realized gain/loss Market</u>
	Shares				Shares		Translation

NO DATA TO REPORT

Portfolio Statement

1 DEC 23 - 31 DEC 23

Account number [REDACTED]
Account Name *UFCW TRI-STATE - NTGI S&P -SL

◆ Cash Activity Detail

Page 15 of 16

Income cash - USD

Value Date Entry Date	Transaction Narrative/ Security Description	Local Receipt/ Disbursement	USD Balance	Base Receipt/ Disbursement	Balance
	Beginning cash balance		814.90		814.90
5 Dec 23	INCOME RECEIVED	3.57	818.47	3.57	818.47
5 Dec 23	NT COLLECTIVE SHORT TERM INVT FD				
	Ending cash balance		818.47		818.47

Portfolio Statement

1 DEC 23 - 31 DEC 23

Account number [REDACTED]
Account Name *UFCW TRI-STATE - NTGI S&P -SL

◆ Cash Activity Detail

Page 16 of 16

Principal cash - USD

Value Date Entry Date	Transaction Narrative/ Security Description	Local Receipt/ Disbursement	USD Balance	Base Receipt/ Disbursement	Balance
	Beginning cash balance		- 814.90		- 814.90
5 Dec 23	Purchased 3.570 Units 05-Dec-2023 at a price of 1.00 Net	- 3.57	- 818.47	- 3.57	- 818.47
5 Dec 23	NT COLLECTIVE SHORT TERM INVT FD				
22 Dec 23	SOLD 16.770 UNITS 12-20-23 AT A PRICE OF \$17890.555 NET	300,000.00	299,181.53	300,000.00	299,181.53
22 Dec 23	MFB NT COLLECTIVE S&P 500 INDEX FUND - LENDING				
22 Dec 23	TRANSFERRED TO INVESTMENT MANAGEMENT ADVISORY ACCOUNT [REDACTED], *UFCW	- 300,000.00	- 818.47	- 300,000.00	- 818.47
22 Dec 23	TRI-STATE - CONT/DISB-SL United States dollar				
	Ending cash balance		- 818.47		- 818.47

Portfolio Statements

1 DEC 23 - 31 DEC 23

◆ Contents

	Page
Change in Book and Market Value	1
Change in Cash Value	2
Asset Summary	3
Asset Detail - Base Currency	4
Investment Transaction Summary	18
Investment Transaction Detail	19
* Pending Tran Detail w/Accrued Interest	49
Income & Expense Summary	50
Income & Expense Detail - Base Currency	51
Funding & Disbursement Summary	65
Funding & Disbursement Detail	66
* Capital Change Detail	67
Cash Activity Detail	68

Account Name

UFCW TRI-STATE PEN-MFS UFCW TRI-STATE PEN-MFS

Account Number

██████████

Questions?

If you have any questions about this report, call your Northern Trust account administrator.

You may have the right under applicable federal banking law to receive, at no additional cost, separate notifications of securities transactions effected for your account. If you wish to receive separate notifications, please contact your relationship officer.

*No Data Available

Northern Trust

Generated by Northern Trust from periodic data on 12 Jan 24

Portfolio Statement

1 DEC 23 - 31 DEC 23

Account number [REDACTED]
Account Name *UFCW TRI-STATE - MFS -SL

◆ Notifications

Please note that this report has been created using the best available data. This report may also contain information provided by third parties, derived by third parties or derived from third party data and/or data that may have been categorized or otherwise reported based upon client direction - Northern Trust assumes no responsibility for the accuracy, timeliness or completeness of any such information. If you have questions regarding third party data or direction as it relates to this report, please contact your Northern Trust relationship team.

The term "Tax Credit" refers to local market terminology for the taxation associated with an income event. It makes no representation or warranty relating to the ability of the recipient to utilise the value as a "credit", "offset" or other benefit for their own tax purposes. Investors should seek their own tax advice relating to the specific tax considerations of investments in such markets. The Tax Credit is informational only data in the context of this report.

Please note where a client may be eligible to reclaim taxes, these are calculated and accrued for as a tax recoverable on ex date. The net amount may include the accrual of withholding taxes, tax credits or both.

Unitized fund trades may be using a preliminary or last known NAV price. The settlement NAV of the fund may not yet be known to Northern Trust and is subject to change.

Northern Trust records impairment entries pursuant to client direction. Impairment entries recorded to satisfy financial accounting and reporting requirements may not be suitable for tax or for other regulatory reporting purposes. Determining appropriate impairment adjustments is the responsibility of the client.

Although most valuation statements are received periodically from the relevant provider, pricing information may be received by Northern Trust as often as daily. As such, pricing information reported within this template, when scheduled against 'Daily Reporting', may be more current than the valuation statement date information. In these instances, the 'Price Date' field will indicate this with a date more current than the Valuation Statement and Statement Received dates.

Please note that this status summary report has been prepared using best available data, including data provided by the fund company and/or client which may, where indicated, represent preliminary or estimated values. The values contained in the status summary report are not intended to represent or suggest any statement about fair value. This report may also utilize information provided by other third parties, derived by third parties or from third party data and/or data that may have been categorized or otherwise reported based upon client direction - Northern Trust assumes no responsibility for the accuracy, timeliness or completeness of any such information. Northern Trust assumes no responsibility for the consequences of investment decisions made in reliance on information contained in this report. If you have questions regarding third party data or direction as it relates to this report, please contact your Northern Trust relationship team.

Although this report has been prepared using information believed to be reliable, it may contain information provided by third parties or derived from third party information, and/or information that may have been obtained from, categorized or otherwise reported based upon client direction. The Northern Trust Company does not guarantee the accuracy, timeliness or completeness of any such information. The information included in this report is intended to assist clients with their financial reporting needs, but you must consult with your accountants, auditors and/or legal counsel to ensure your accounting and financial reporting complies with applicable laws, regulations and accounting guidance. The Northern Trust Company and its affiliates shall have no responsibility for the consequences of investment decisions made in reliance on information contained in this report.

Portfolio Statement

1 DEC 23 - 31 DEC 23

Account number [REDACTED]
Account Name *UFCW TRI-STATE - MFS -SL

◆ Change in Book and Market Value

Page 1 of 83

	Cost	Market value	For more information
Opening balance	14,462,964.41	19,973,357.10	
Interportfolio Transfers Out	- 375,000.00	- 375,000.00	See funding & disbursement summary
Total disbursements	- 375,000.00	- 375,000.00	See funding & disbursement summary
Income received	42,098.63	42,098.63	See income & expense summary, cash activity detail
Expenses paid	- 184.73	- 184.73	See income & expense summary
Unrealized gain/loss change	0.00	767,868.62	See asset summary
Realized gain/loss	273,400.67	273,400.67	See realized gain/loss summary
Accrued income change	- 22,160.62	- 22,160.62	See income & expense summary
Closing balance	14,381,118.36	20,659,379.67	

Portfolio Statement

1 DEC 23 - 31 DEC 23

Account number [REDACTED]
Account Name *UFCW TRI-STATE - MFS -SL

◆ Change in Cash Value

Page 2 of 83

	Market value	Cost	For more information
Opening balance	0.00	0.00	
Interportfolio transfers out	- 375,000.00	- 375,000.00	See funding & disbursement summary
Total disbursements	- 375,000.00	- 375,000.00	See funding & disbursement summary
Income received	42,098.63	42,098.63	See income & expense summary, cash activity detail
Expenses paid	- 184.73	- 184.73	See income & expense summary
Securities bought	- 853,728.78	- 853,728.78	See investment transaction summary
Securities sold	1,186,814.88	1,186,814.88	See investment transaction summary
Closing balance	0.00	0.00	

Portfolio Statement

31 DEC 2023

Account number XXXXXXXXXX
Account Name *UFCW TRI-STATE - MFS -SL

Page 3 of 83

◆ Asset Summary

Country	Accrued income/expense	Market value	Cost	Market	Unrealized gain/loss	Translation	Total	Market value incl. accruals	%
<i>Equities</i>									
Common stock									
United States - USD	18,875.13	20,527,853.97	14,249,592.66	6,278,261.31		0.00	6,278,261.31	20,546,729.10	99.455%
Total common stock	18,875.13	20,527,853.97	14,249,592.66	6,278,261.31		0.00	6,278,261.31	20,546,729.10	99.455%
Total equities	18,875.13	20,527,853.97	14,249,592.66	6,278,261.31		0.00	6,278,261.31	20,546,729.10	99.455%
<i>Cash and Cash Equivalents</i>									
Funds - short term investment									
United States - USD	546.79	112,103.78	112,103.78	0.00		0.00	0.00	112,650.57	0.545%
Total funds - short term investment	546.79	112,103.78	112,103.78	0.00		0.00	0.00	112,650.57	0.545%
Total cash and cash equivalents	546.79	112,103.78	112,103.78	0.00		0.00	0.00	112,650.57	0.545%
Total Unrealized Gains							6,668,916.01		
Total Unrealized Losses							- 390,654.70		
Total	19,421.92	20,639,957.75	14,361,696.44	6,278,261.31		0.00	6,278,261.31	20,659,379.67	100.000%

Total Cost incl. Accruals 14,381,118.36

Portfolio Statement

31 DEC 2023

Account number XXXXXXXXXX
Account Name *UFCW TRI-STATE - MFS -SL

Page 4 of 83

◆ Asset Detail - Base Currency

Asset Detail		Base Currency		Unrealized gain/loss				
Description/Asset ID	Investment Mgr ID	Exchange rate/ Local market price	Accrued income/expense	Market value	Cost	Market	Translation	Total
Shares/PAR value								
Equities								
Common stock								
United States - USD								
ADOBE INC COM CUSIP: 00724F101								
ADBE	754.00	596.6000000	0.00	449,836.40	177,303.49	272,532.91	0.00	272,532.91
AGCO CORP COM CUSIP: 001084102								
AGCO	560.00	121.4100000	0.00	67,989.60	63,617.18	4,372.42	0.00	4,372.42
ALIGN TECHNOLOGY INC COM CUSIP: 016255101								
	706.00	274.0000000	0.00	193,444.00	223,939.92	- 30,495.92	0.00	- 30,495.92
ALPHABET INC CAP STK USD0.001 CL C CUSIP: 02079K107								
	4,553.00	140.9300000	0.00	641,654.29	161,923.07	479,731.22	0.00	479,731.22
ALPHABET INC CAPITAL STOCK USD0.001 CL A CUSIP: 02079K305								
GOOGL	3,757.00	139.6900000	0.00	524,815.33	110,147.26	414,668.07	0.00	414,668.07
AMAZON COM INC COM CUSIP: 023135106								
AMZN	5,432.00	151.9400000	0.00	825,338.08	567,502.06	257,836.02	0.00	257,836.02
AMERIPRISE FINL INC COM CUSIP: 03076C106								
AMP	1,008.00	379.8300000	0.00	382,868.64	280,456.01	102,412.63	0.00	102,412.63

Portfolio Statement

31 DEC 2023

Account number XXXXXXXXXX
Account Name *UFCW TRI-STATE - MFS -SL

Page 5 of 83

◆ Asset Detail - Base Currency

Asset Detail		Base Currency		Unrealized gain/loss				
Description/Asset ID	Investment Mgr ID	Exchange rate/ Local market price	Accrued income/expense	Market value	Cost	Market	Translation	Total
Shares/PAR value								
Equities								
Common stock								
APPLE INC COM STK CUSIP: 037833100								
AAPL								
7,350.00	192.5300000	0.00	1,415,095.50	318,768.73	1,096,326.77	0.00		1,096,326.77
APPLIED MATERIALS INC COM CUSIP: 038222105								
AMAT								
2,837.00	162.0700000	0.00	459,792.59	206,297.83	253,494.76	0.00		253,494.76
ARCHER-DANIELS-MIDLAND CO COM CUSIP: 039483102								
4,063.00	72.2200000	0.00	293,429.86	267,981.83	25,448.03	0.00		25,448.03
AUTODESK INC COM CUSIP: 052769106								
1,076.00	243.4800000	0.00	261,984.48	219,952.74	42,031.74	0.00		42,031.74
BANK NEW YORK MELLON CORP COM STK CUSIP: 064058100								
6,707.00	52.0500000	0.00	349,099.35	283,538.05	65,561.30	0.00		65,561.30
BIOGEN INC COMMON STOCK CUSIP: 09062X103								
603.00	258.7700000	0.00	156,038.31	178,180.75	- 22,142.44	0.00		- 22,142.44
BOISE CASCADE CO COM CUSIP: 09739D100								
293.00	129.3600000	0.00	37,902.48	28,744.38	9,158.10	0.00		9,158.10

Portfolio Statement

31 DEC 2023

Account number XXXXXXXXXX
Account Name *UFCW TRI-STATE - MFS -SL

Page 6 of 83

◆ Asset Detail - Base Currency

Asset Detail		Base Currency		Unrealized gain/loss				
Description/Asset ID	Investment Mgr ID	Exchange rate/ Local market price	Accrued income/expense	Market value	Cost	Market	Translation	Total
Shares/PAR value								
Equities								
Common stock								
BOOKING HLDGS INC COM CUSIP: 09857L108								
BKNG								
122.00	3,547.2200000	0.00	432,760.84	250,003.77	182,757.07	0.00		182,757.07
BUILDERS FIRSTSOURCE INC COM STK CUSIP: 12008R107								
1,327.00	166.9400000	0.00	221,529.38	114,060.85	107,468.53	0.00		107,468.53
CADENCE DESIGN SYS INC COM CUSIP: 127387108								
CDNS								
150.00	272.3700000	0.00	40,855.50	34,475.27	6,380.23	0.00		6,380.23
CARDINAL HLTH INC CUSIP: 14149Y108								
431.00	100.8000000	215.75	43,444.80	39,567.63	3,877.17	0.00		3,877.17
CENTENE CORP DEL COM CUSIP: 15135B101								
CNC								
212.00	74.2100000	0.00	15,732.52	14,490.84	1,241.68	0.00		1,241.68
CHEMOURS CO COM CUSIP: 163851108								
8,756.00	31.5400000	0.00	276,164.24	246,420.41	29,743.83	0.00		29,743.83
COLGATE-PALMOLIVE CO COM CUSIP: 194162103								
2,857.00	79.7100000	0.00	227,731.47	217,564.18	10,167.29	0.00		10,167.29

Portfolio Statement

31 DEC 2023

Account number XXXXXXXXXX
Account Name *UFCW TRI-STATE - MFS -SL

Page 7 of 83

◆ Asset Detail - Base Currency

Asset Detail		Base Currency		Unrealized gain/loss				
Description/Asset ID	Investment Mgr ID	Exchange rate/ Local market price	Accrued income/expense	Market value	Cost	Market	Translation	Total
Shares/PAR value								
Equities								
Common stock								
COMCAST CORP NEW-CL A CUSIP: 20030N101								
1,788.00		43.8500000	0.00	78,403.80	89,073.44	- 10,669.64	0.00	- 10,669.64
CORNING INC COM CUSIP: 219350105								
608.00		30.4500000	0.00	18,513.60	20,462.54	- 1,948.94	0.00	- 1,948.94
CSX CORP COM STK CUSIP: 126408103								
CSX		34.6700000	0.00	229,203.37	197,105.34	32,098.03	0.00	32,098.03
DTE ENERGY CO COM CUSIP: 233331107								
DTE		110.2600000	218.28	23,154.60	23,805.92	- 651.32	0.00	- 651.32
EDISON INTL COM CUSIP: 281020107								
		71.4900000	3,464.76	317,558.58	283,368.35	34,190.23	0.00	34,190.23
ELECTR ARTS COM CUSIP: 285512109								
		136.8100000	0.00	49,935.65	43,006.84	6,928.81	0.00	6,928.81
ELI LILLY & CO COM CUSIP: 532457108								
		582.9200000	0.00	346,837.40	211,776.56	135,060.84	0.00	135,060.84

Portfolio Statement

31 DEC 2023

Account number XXXXXXXXXX
Account Name *UFCW TRI-STATE - MFS -SL

Page 8 of 83

◆ Asset Detail - Base Currency

Asset Detail		Base Currency		Unrealized gain/loss				
Description/Asset ID	Investment Mgr ID	Exchange rate/ Local market price	Accrued income/expense	Market value	Cost	Market	Translation	Total
Shares/PAR value								
Equities								
Common stock								
EMCOR GROUP INC COM CUSIP: 29084Q100								
282.00	215.4300000	0.00	60,751.26	41,618.88	19,132.38	0.00		19,132.38
EOG RESOURCES INC COM CUSIP: 26875P101								
781.00	120.9500000	0.00	94,461.95	85,740.45	8,721.50	0.00		8,721.50
EQUITABLE HLDGS INC COM CUSIP: 29452E101								
10,731.00	33.3000000	0.00	357,342.30	318,251.63	39,090.67	0.00		39,090.67
EVERGY INC COM NPV CUSIP: 30034W106								
627.00	52.2000000	0.00	32,729.40	39,626.83	- 6,897.43	0.00		- 6,897.43
EXELON CORP COM CUSIP: 30161N101								
EXC	7,474.00	35.9000000	0.00	268,316.60	249,202.78	19,113.82	0.00	19,113.82
FISERV INC COM CUSIP: 337738108								
FISV	183.00	132.8400000	0.00	24,309.72	20,885.01	3,424.71	0.00	3,424.71
GARTNER INC COM CUSIP: 366651107								
	439.00	451.1100000	0.00	198,037.29	138,163.91	59,873.38	0.00	59,873.38

Portfolio Statement

31 DEC 2023

Account number XXXXXXXXXX
Account Name *UFCW TRI-STATE - MFS -SL

Page 9 of 83

◆ Asset Detail - Base Currency

Asset Detail		Base Currency		Unrealized gain/loss				
Description/Asset ID	Investment Mgr ID	Exchange rate/ Local market price	Accrued income/expense	Market value	Cost	Market	Translation	Total
Shares/PAR value								
Equities								
Common stock								
GENERAL MILLS INC COM CUSIP: 370334104								
2,490.00	65.1400000	0.00	162,198.60	174,529.66	- 12,331.06	0.00		- 12,331.06
HARTFORD FINL SVCS GROUP INC COM CUSIP: 416515104								
HIG	3,085.00	80.3800000	1,474.39	247,972.30	202,157.09	45,815.21	0.00	45,815.21
HOME DEPOT INC COM CUSIP: 437076102								
HD	753.00	346.5500000	0.00	260,952.15	189,749.73	71,202.42	0.00	71,202.42
HOWMET AEROSPACE INC COM USD1.00 WI CUSIP: 443201108								
	619.00	54.1200000	0.00	33,500.28	22,502.13	10,998.15	0.00	10,998.15
HUMANA INC COM CUSIP: 444859102								
HUM	297.00	457.8100000	262.84	135,969.57	143,423.40	- 7,453.83	0.00	- 7,453.83
INGERSOLL RAND INC COM CUSIP: 45687V106								
	1,251.00	77.3400000	0.00	96,752.34	66,887.23	29,865.11	0.00	29,865.11
IQVIA HLDGS INC COM USD0.01 CUSIP: 46266C105								
	742.00	231.3800000	0.00	171,683.96	155,424.91	16,259.05	0.00	16,259.05

Portfolio Statement

31 DEC 2023

Account number XXXXXXXXXX
Account Name *UFCW TRI-STATE - MFS -SL

Page 10 of 83

◆ Asset Detail - Base Currency

Asset Detail		Base Currency		Unrealized gain/loss				
Description/Asset ID	Investment Mgr ID	Exchange rate/ Local market price	Accrued income/expense	Market value	Cost	Market	Translation	Total
Shares/PAR value								
Equities								
Common stock								
JOHNSON & JOHNSON COM USD1 CUSIP: 478160104								
JNJ								
1,129.00	156.7400000	0.00	176,959.46	148,440.39	28,519.07	0.00		28,519.07
JPMORGAN CHASE & CO COM CUSIP: 46625H100								
JPM								
3,115.00	170.1000000	0.00	529,861.50	479,426.57	50,434.93	0.00		50,434.93
KENVUE INC COM CUSIP: 49177J102								
1,053.00	21.5300000	0.00	22,671.09	22,787.15	- 116.06	0.00		- 116.06
KIMBERLY-CLARK CORP COM CUSIP: 494368103								
KMB								
2,464.00	121.5100000	2,957.08	299,400.64	348,600.12	- 49,199.48	0.00		- 49,199.48
LAM RESH CORP COM CUSIP: 512807108								
LRCX								
567.00	783.2600000	1,154.00	444,108.42	292,103.99	152,004.43	0.00		152,004.43
LAS VEGAS SANDS CORP COM STK CUSIP: 517834107								
3,368.00	49.2100000	0.00	165,739.28	196,814.07	- 31,074.79	0.00		- 31,074.79
M & T BK CORP COM CUSIP: 55261F104								
1,997.00	137.0800000	0.00	273,748.76	225,617.46	48,131.30	0.00		48,131.30

Portfolio Statement

31 DEC 2023

Account number XXXXXXXXXX
Account Name *UFCW TRI-STATE - MFS -SL

Page 11 of 83

◆ Asset Detail - Base Currency

Asset Detail		Base Currency		Unrealized gain/loss				
Description/Asset ID	Investment Mgr ID	Exchange rate/ Local market price	Accrued income/expense	Market value	Cost	Market	Translation	Total
Shares/PAR value								
Equities								
Common stock								
M D C HLDGS INC COM CUSIP: 552676108								
MDC								
928.00	55.2500000	0.00	51,272.00	41,560.85	9,711.15	0.00		9,711.15
MARATHON PETE CORP COM CUSIP: 56585A102								
MPC								
311.00	148.3600000	0.00	46,139.96	33,027.93	13,112.03	0.00		13,112.03
MASTERCARD INC CL A CUSIP: 57636Q104								
MA								
302.00	426.5100000	0.00	128,806.02	71,944.59	56,861.43	0.00		56,861.43
MCKESSON CORP CUSIP: 58155Q103								
MCK								
761.00	462.9800000	417.88	352,327.78	140,581.44	211,746.34	0.00		211,746.34
MERCK & CO INC NEW COM CUSIP: 58933Y105								
MRK								
2,518.00	109.0200000	1,971.97	274,512.36	199,491.96	75,020.40	0.00		75,020.40
METLIFE INC COM STK USD0.01 CUSIP: 59156R108								
1,781.00	66.1300000	0.00	117,777.53	83,485.42	34,292.11	0.00		34,292.11
MICROSOFT CORP COM CUSIP: 594918104								
MSFT								
4,179.00	376.0400000	0.00	1,571,471.16	402,212.60	1,169,258.56	0.00		1,169,258.56

Portfolio Statement

31 DEC 2023

Account number XXXXXXXXXX
Account Name *UFCW TRI-STATE - MFS -SL

◆ Asset Detail - Base Currency

Page 12 of 83

Asset Detail		Base Currency		Unrealized gain/loss				
Description/Asset ID	Investment Mgr ID	Exchange rate/ Local market price	Accrued income/expense	Market value	Cost	Market	Translation	Total
Shares/PAR value								
Equities								
Common stock								
MOTOROLA SOLUTIONS INC CUSIP: 620076307								
MSI	126.00	313.0900000	125.44	39,449.34	34,732.47	4,716.87	0.00	4,716.87
NIKE INC CL B CUSIP: 654106103								
NKE	251.00	108.5700000	94.35	27,251.07	35,906.40	- 8,655.33	0.00	- 8,655.33
NVENT ELECTRIC PLC COM USD0.01 WI CUSIP: G6700G107								
	1,762.00	59.0900000	0.00	104,116.58	72,193.90	31,922.68	0.00	31,922.68
NVIDIA CORP COM CUSIP: 67066G104								
NVDA	1,590.00	495.2200000	0.00	787,399.80	704,290.88	83,108.92	0.00	83,108.92
NXP SEMICONDUCTORS N V COM STK CUSIP: N6596X109								
	1,002.00	229.6800000	1,519.98	230,139.36	197,791.54	32,347.82	0.00	32,347.82
OMNICOM GROUP INC COM CUSIP: 681919106								
	3,048.00	86.5100000	2,133.60	263,682.48	274,577.73	- 10,895.25	0.00	- 10,895.25
ORGANON & CO COM CUSIP: 68622V106								
OGN	8,599.00	14.4200000	0.00	123,997.58	197,359.38	- 73,361.80	0.00	- 73,361.80

Portfolio Statement

31 DEC 2023

Account number XXXXXXXXXX
Account Name *UFCW TRI-STATE - MFS -SL

◆ Asset Detail - Base Currency

Page 13 of 83

Asset Detail		Base Currency		Unrealized gain/loss				
Description/Asset ID	Investment Mgr ID	Exchange rate/ Local market price	Accrued income/expense	Market value	Cost	Market	Translation	Total
Shares/PAR value								
Equities								
Common stock								
OWENS CORNING NEW COM STK CUSIP: 690742101								
OC								
1,196.00	148.2300000	0.00	177,283.08	136,193.06	41,090.02	0.00		41,090.02
PALO ALTO NETWORKS INC COM USD0.0001 CUSIP: 697435105								
702.00	294.8800000	0.00	207,005.76	120,152.63	86,853.13	0.00		86,853.13
PEPSICO INC COM CUSIP: 713448108								
PEP								
945.00	169.8400000	1,215.66	160,498.80	131,057.26	29,441.54	0.00		29,441.54
PFIZER INC COM CUSIP: 717081103								
PFE								
5,162.00	28.7900000	0.00	148,613.98	227,335.17	- 78,721.19	0.00		- 78,721.19
PHILLIPS 66 COM CUSIP: 718546104								
2,661.00	133.1400000	0.00	354,285.54	290,331.04	63,954.50	0.00		63,954.50
PPG IND INC COM CUSIP: 693506107								
PPG								
756.00	149.5500000	0.00	113,059.80	106,196.07	6,863.73	0.00		6,863.73
REINSURANCE GROUP AMER INC COM NEW STK CUSIP: 759351604								
RGA								
1,052.00	161.7800000	0.00	170,192.56	166,910.33	3,282.23	0.00		3,282.23

Portfolio Statement

31 DEC 2023

Account number XXXXXXXXXX
Account Name *UFCW TRI-STATE - MFS -SL

Page 14 of 83

◆ Asset Detail - Base Currency

Asset Detail		Base Currency		Unrealized gain/loss				
Description/Asset ID	Investment Mgr ID	Exchange rate/ Local market price	Accrued income/expense	Market value	Cost	Market	Translation	Total
Shares/PAR value								
Equities								
Common stock								
RPM INTL INC CUSIP: 749685103								
1,370.00		111.6300000	0.00	152,933.10	123,543.99	29,389.11	0.00	29,389.11
TARGET CORP COM STK CUSIP: 87612E106								
1,922.00		142.4200000	0.00	273,731.24	224,487.89	49,243.35	0.00	49,243.35
TE CONNECTIVITY LTD CUSIP: H84989104								
120.00		140.5000000	0.00	16,860.00	15,759.50	1,100.50	0.00	1,100.50
TESLA INC COM USD0.001 CUSIP: 88160R101								
565.00		248.4800000	0.00	140,391.20	155,264.21	- 14,873.01	0.00	- 14,873.01
TEXTRON INC COM CUSIP: 883203101								
TXT		80.4200000	32.30	127,706.96	107,363.90	20,343.06	0.00	20,343.06
THE CIGNA GROUP CUSIP: 125523100								
1,170.00		299.4500000	0.00	350,356.50	272,623.81	77,732.69	0.00	77,732.69
TJX COS INC COM NEW CUSIP: 872540109								
TJX		93.8100000	0.00	95,967.63	90,301.12	5,666.51	0.00	5,666.51

Portfolio Statement

31 DEC 2023

Account number XXXXXXXXXX
Account Name *UFCW TRI-STATE - MFS -SL

◆ Asset Detail - Base Currency

Page 15 of 83

Asset Detail		Base Currency		Unrealized gain/loss				
Description/Asset ID	Investment Mgr ID	Exchange rate/ Local market price	Accrued income/expense	Market value	Cost	Market	Translation	Total
Shares/PAR value								
<i>Equities</i>								
Common stock								
UGI CORP NEW COM CUSIP: 902681105								
3,560.00		24.6000000	1,357.50	87,576.00	118,743.21	- 31,167.21	0.00	- 31,167.21
VALERO ENERGY CORP COM STK NEW CUSIP: 91913Y100								
VLO		130.0000000	0.00	332,930.00	217,301.56	115,628.44	0.00	115,628.44
VEEVA SYS INC CL A COM CL A COM CUSIP: 922475108								
345.00		192.5200000	0.00	66,419.40	56,875.09	9,544.31	0.00	9,544.31
VERISK ANALYTICS INC COM USD0.001 CUSIP: 92345Y106								
1,369.00		238.8600000	0.00	326,999.34	320,802.20	6,197.14	0.00	6,197.14
VERTEX PHARMACEUTICALS INC COM CUSIP: 92532F100								
822.00		406.8900000	0.00	334,463.58	172,427.22	162,036.36	0.00	162,036.36
VISA INC COM CL A STK CUSIP: 92826C839								
V		260.3500000	0.00	284,822.90	229,086.04	55,736.86	0.00	55,736.86
WALMART INC COM CUSIP: 931142103								
WMT		157.6500000	259.35	0.00	0.00	0.00	0.00	0.00

Portfolio Statement

31 DEC 2023

Account number XXXXXXXXXX
Account Name *UFCW TRI-STATE - MFS -SL

Page 16 of 83

◆ Asset Detail - Base Currency

Asset Detail		Base Currency	Unrealized gain/loss					
Description/Asset ID	Investment Mgr ID	Exchange rate/ Local market price	Accrued income/expense	Market value	Cost	Market	Translation	Total
Shares/PAR value								
<i>Equities</i>								
Common stock								
WEX INC COM CUSIP: 96208T104								
251.00		194.5500000	0.00	48,832.05	42,191.64	6,640.41	0.00	6,640.41
Total USD			18,875.13	20,527,853.97	14,249,592.66	6,278,261.31	0.00	6,278,261.31
Total United States			18,875.13	20,527,853.97	14,249,592.66	6,278,261.31	0.00	6,278,261.31
Total Common Stock								
169,012.00			18,875.13	20,527,853.97	14,249,592.66	6,278,261.31	0.00	6,278,261.31
Total Equities								
169,012.00			18,875.13	20,527,853.97	14,249,592.66	6,278,261.31	0.00	6,278,261.31
<i>Cash and Cash Equivalents</i>								
Funds - short term investment								
United States - USD								
NT COLLECTIVE SHORT TERM INVT FD CUSIP: 66586U452								
V1034911301								
112,103.78		1.0000000	546.79	112,103.78	112,103.78	0.00	0.00	0.00

Portfolio Statement

31 DEC 2023

Account number XXXXXXXXXX
Account Name *UFCW TRI-STATE - MFS -SL

Page 17 of 83

◆ Asset Detail - Base Currency

Description/Asset ID Investment Mgr ID Shares/PAR value	Base Currency Exchange rate/ Local market price	Accrued income/expense	Market value	Cost	Unrealized gain/loss		Total
					Market	Translation	
<i>Cash and Cash Equivalents</i>							
Funds - short term investment							
Total USD		546.79	112,103.78	112,103.78	0.00	0.00	0.00
Total United States		546.79	112,103.78	112,103.78	0.00	0.00	0.00
Total Funds - Short Term Investment							
112,103.78		546.79	112,103.78	112,103.78	0.00	0.00	0.00
Total Cash and Cash Equivalents							
112,103.78		546.79	112,103.78	112,103.78	0.00	0.00	0.00
Total	281,115.78	19,421.92	20,639,957.75	14,361,696.44	6,278,261.31	0.00	6,278,261.31

++ Informational Only Asset - an asset that is not held in the account but that is included in Northern Trust's reports at the client's request solely as a matter of convenience to the client. Custodial and other responsibilities for this asset rest solely with the client or another custodian. Northern Trust has no custodial or other responsibilities for this asset, and the asset is not an asset of any Northern Trust account for purposes of the applicable account agreement.

Portfolio Statement

1 DEC 23 - 31 DEC 23

Account Name *UFCW TRI-STATE - MFS Account number XXXXXXXXXX -SL

◆ Investment Transaction Summary

Page 18 of 83

Asset Type	Principal	Transaction Amount Accrued Interest	Adjustment Amt	Cost	Market	Realized Gain/Loss Translation	Total
<i>Purchases</i>							
Equities							
Common stock	-811,856.83	0.00	0.00	811,856.83	0.00	0.00	0.00
Total equities	-811,856.83	0.00	0.00	811,856.83	0.00	0.00	0.00
Cash and Cash Equivalents							
Funds - short term investment	-41,871.95	0.00	0.00	41,871.95	0.00	0.00	0.00
Total cash and cash equivalents	-41,871.95	0.00	0.00	41,871.95	0.00	0.00	0.00
Total purchases	-853,728.78	0.00	0.00	853,728.78	0.00	0.00	0.00
<i>Sales</i>							
Equities							
Common stock	1,154,548.72	0.00	0.00	-881,148.05	273,400.67	0.00	273,400.67
Total equities	1,154,548.72	0.00	0.00	-881,148.05	273,400.67	0.00	273,400.67
Cash and Cash Equivalents							
Funds - short term investment	32,266.16	0.00	0.00	-32,266.16	0.00	0.00	0.00
Total cash and cash equivalents	32,266.16	0.00	0.00	-32,266.16	0.00	0.00	0.00
Total sales	1,186,814.88	0.00	0.00	-913,414.21	273,400.67	0.00	273,400.67
Total	333,086.10	0.00	0.00	-59,685.43	273,400.67	0.00	273,400.67

Portfolio Statement

1 DEC 23 - 31 DEC 23

Account number XXXXXXXXXX
Account Name *UFCW TRI-STATE - MFS -SL

Investment Transaction Detail

Page 19 of 83

Trade Date	Security Description						Realized Gain/Loss		
Settle Date	Asset ID / Ticker	Shares/PAR	Principal	Transaction Amount	Adjustment Amt	Cost	Market	Translation	Total
Trade Status	Broker / Commission Narrative	Price		Accrued Interest					

Purchases

Equities

Common stock

United States - USD

15 Dec 23	AMAZON COM INC COM	500.000	-74,405.85	0.00	0.00	74,405.85	0.00	0.00	0.00
19 Dec 23	CUSIP: 023135106 / AMZN								
Settled	JEFFERIES LLC / 3.75	148.804200							
	PURCHASED 500.00 SHARES								
	12-15-23 AT A PRICE OF								
	\$148.804200 PLUS BROKER								
	COMMISSION OF \$3.75 JEFFERIES								
	LLC								
15 Dec 23	ELI LILLY & CO COM	340.000	-192,504.57	0.00	0.00	192,504.57	0.00	0.00	0.00
19 Dec 23	CUSIP: 532457108 / LLY								
Settled	JEFFERIES LLC / 2.55	566.182400							
	PURCHASED 340.00 SHARES								
	12-15-23 AT A PRICE OF								
	\$566.182400 PLUS BROKER								
	COMMISSION OF \$2.55 JEFFERIES								
	LLC								
15 Dec 23	EXELON CORP COM	4,220.000	-152,277.43	0.00	0.00	152,277.43	0.00	0.00	0.00
19 Dec 23	CUSIP: 30161N101 / EXC								
Settled	UBS AG STAMFORD BRANCH / 31.65	36.077200							
	PURCHASED 4,220.00 SHARES								
	12-15-23 AT A PRICE OF								
	\$36.077200 PLUS BROKER								
	COMMISSION OF \$31.65 UBS AG								
	STAMFORD BRANCH								
15 Dec 23	JPMORGAN CHASE & CO COM	310.000	-51,108.06	0.00	0.00	51,108.06	0.00	0.00	0.00
19 Dec 23	CUSIP: 46625H100 / JPM								
Settled	JEFFERIES LLC / 2.33	164.857200							
	PURCHASED 310.00 SHARES								
	12-15-23 AT A PRICE OF								
	\$164.857200 PLUS BROKER								
	COMMISSION OF \$2.33 JEFFERIES								
	LLC								

Portfolio Statement

1 DEC 23 - 31 DEC 23

Account number XXXXXXXXXX
Account Name *UFCW TRI-STATE - MFS -SL

Investment Transaction Detail

Page 20 of 83

Trade Date Settle Date Trade Status	Security Description	Shares/PAR Price	Principal	Transaction Amount Accrued Interest	Adjustment Amt	Cost	Realized Gain/Loss		
	Asset ID / Ticker						Market	Translation	Total
	Broker / Commission Narrative								
<i>Purchases</i>									
Equities									
15 Dec 23 19 Dec 23 Settled	MCKESSON CORP CUSIP: 58155Q103 / MCK MORGAN STANLEY & CO. LLC / .75 PURCHASED 100.00 SHARES 12-15-23 AT A PRICE OF \$432.205000 PLUS BROKER COMMISSION OF \$.75 MORGAN STANLEY & CO. LLC	100.000 432.205000	-43,221.25	0.00	0.00	43,221.25	0.00	0.00	0.00
15 Dec 23 19 Dec 23 Settled	NVIDIA CORP COM CUSIP: 67066G104 / NVDA JEFFERIES LLC / 1.50 PURCHASED 200.00 SHARES 12-15-23 AT A PRICE OF \$490.925400 PLUS BROKER COMMISSION OF \$1.50 JEFFERIES LLC	200.000 490.925400	-98,186.58	0.00	0.00	98,186.58	0.00	0.00	0.00
15 Dec 23 19 Dec 23 Settled	REINSURANCE GROUP AMER INC COM NEW STK CUSIP: 759351604 / RGA MORGAN STANLEY & CO. LLC / 8.03 PURCHASED 1,070.00 SHARES 12-15-23 AT A PRICE OF \$158.652500 PLUS BROKER COMMISSION OF \$.83 MORGAN STANLEY & CO. LLC	1,070.000 158.652500	-169,766.21	0.00	0.00	169,766.21	0.00	0.00	0.00
15 Dec 23 19 Dec 23 Settled	VERISK ANALYTICS INC COM USD0.001 CUSIP: 92345Y106 / VRSK CITIGROUP GLOBAL MARKETS, INC./CORRESPONDENT CLEAR / .98 PURCHASED 130.00 SHARES 12-15-23 AT A PRICE OF \$233.737700 PLUS BROKER COMMISSION OF \$.98 CITIGROUP GLOBAL MARKETS,	130.000 233.737700	-30,386.88	0.00	0.00	30,386.88	0.00	0.00	0.00
Total United States - USD			-811,856.83	0.00	0.00	811,856.83	0.00	0.00	0.00
Total common stock			-811,856.83	0.00	0.00	811,856.83	0.00	0.00	0.00
Total equities			-811,856.83	0.00	0.00	811,856.83	0.00	0.00	0.00

Portfolio Statement

1 DEC 23 - 31 DEC 23

Account number XXXXXXXXXX
Account Name *UFCW TRI-STATE - MFS -SL

Investment Transaction Detail

Page 21 of 83

Trade Date Settle Date Trade Status	Security Description Asset ID / Ticker Broker / Commission Narrative	Shares/PAR Price	Principal	Transaction Amount Accrued Interest	Adjustment Amt	Cost	Realized Gain/Loss		
							Market	Translation	Total
<i>Purchases</i>									
Cash and Cash Equivalents									
Funds - short term investment									
United States - USD									
1 Dec 23 1 Dec 23 Settled	NT COLLECTIVE SHORT TERM INVT FD CUSIP: 66586U452 / Purchased 3,560.310 Units 01-Dec-2023 at a price of 1.00 Net	3,560.310 1.000000	-3,560.31	0.00	0.00	3,560.31	0.00	0.00	0.00
4 Dec 23 4 Dec 23 Settled	NT COLLECTIVE SHORT TERM INVT FD CUSIP: 66586U452 / Purchased 4,595.180 Units 04-Dec-2023 at a price of 1.00 Net	4,595.180 1.000000	-4,595.18	0.00	0.00	4,595.18	0.00	0.00	0.00
5 Dec 23 5 Dec 23 Settled	NT COLLECTIVE SHORT TERM INVT FD CUSIP: 66586U452 / Purchased 1,892.460 Units 05-Dec-2023 at a price of 1.00 Net	1,892.460 1.000000	-1,892.46	0.00	0.00	1,892.46	0.00	0.00	0.00
6 Dec 23 6 Dec 23 Settled	NT COLLECTIVE SHORT TERM INVT FD CUSIP: 66586U452 / Purchased 1,895.400 Units 06-Dec-2023 at a price of 1.00 Net	1,895.400 1.000000	-1,895.40	0.00	0.00	1,895.40	0.00	0.00	0.00
8 Dec 23 8 Dec 23 Settled	NT COLLECTIVE SHORT TERM INVT FD CUSIP: 66586U452 / Purchased 1,546.020 Units 08-Dec-2023 at a price of 1.00 Net	1,546.020 1.000000	-1,546.02	0.00	0.00	1,546.02	0.00	0.00	0.00
11 Dec 23 11 Dec 23 Settled	NT COLLECTIVE SHORT TERM INVT FD CUSIP: 66586U452 / Purchased 2,457.950 Units 11-Dec-2023 at a price of 1.00 Net	2,457.950 1.000000	-2,457.95	0.00	0.00	2,457.95	0.00	0.00	0.00

Portfolio Statement

1 DEC 23 - 31 DEC 23

Account number XXXXXXXXXX
Account Name *UFCW TRI-STATE - MFS -SL

Investment Transaction Detail

Page 22 of 83

Trade Date Settle Date Trade Status	Security Description Asset ID / Ticker Broker / Commission Narrative	Shares/PAR Price	Principal	Transaction Amount Accrued Interest	Adjustment Amt	Cost	Realized Gain/Loss		
							Market	Translation	Total
<i>Purchases</i>									
Cash and Cash Equivalents									
12 Dec 23 12 Dec 23 Settled	NT COLLECTIVE SHORT TERM INVT FD CUSIP: 66586U452 / Purchased 509.600 Units 12-Dec-2023 at a price of 1.00 Net	509.600 1.000000	-509.60	0.00	0.00	509.60	0.00	0.00	0.00
14 Dec 23 14 Dec 23 Settled	NT COLLECTIVE SHORT TERM INVT FD CUSIP: 66586U452 / Purchased 11,277.950 Units 14-Dec-2023 at a price of 1.00 Net	11,277.950 1.000000	-11,277.95	0.00	0.00	11,277.95	0.00	0.00	0.00
15 Dec 23 15 Dec 23 Settled	NT COLLECTIVE SHORT TERM INVT FD CUSIP: 66586U452 / Purchased 4,903.230 Units 15-Dec-2023 at a price of 1.00 Net	4,903.230 1.000000	-4,903.23	0.00	0.00	4,903.23	0.00	0.00	0.00
18 Dec 23 18 Dec 23 Settled	NT COLLECTIVE SHORT TERM INVT FD CUSIP: 66586U452 / Purchased 256.870 Units 18-Dec-2023 at a price of 1.00 Net	256.870 1.000000	-256.87	0.00	0.00	256.87	0.00	0.00	0.00
20 Dec 23 20 Dec 23 Settled	NT COLLECTIVE SHORT TERM INVT FD CUSIP: 66586U452 / Purchased 3,196.220 Units 20-Dec-2023 at a price of 1.00 Net	3,196.220 1.000000	-3,196.22	0.00	0.00	3,196.22	0.00	0.00	0.00
21 Dec 23 21 Dec 23 Settled	NT COLLECTIVE SHORT TERM INVT FD CUSIP: 66586U452 / Purchased 1,463.700 Units 21-Dec-2023 at a price of 1.00 Net	1,463.700 1.000000	-1,463.70	0.00	0.00	1,463.70	0.00	0.00	0.00

Portfolio Statement

1 DEC 23 - 31 DEC 23

Account number XXXXXXXXXX
Account Name *UFCW TRI-STATE - MFS -SL

Investment Transaction Detail

Page 23 of 83

Trade Date	Security Description						Realized Gain/Loss		
Settle Date	Asset ID / Ticker	Shares/PAR	Principal	Transaction Amount	Adjustment Amt	Cost	Market	Translation	Total
Trade Status	Broker / Commission Narrative	Price		Accrued Interest					

Purchases

Cash and Cash Equivalents

28 Dec 23	NT COLLECTIVE SHORT TERM INVT FD	56.680	-56.68	0.00	0.00	56.68	0.00	0.00	0.00
28 Dec 23	CUSIP: 66586U452 /								
Settled		1.000000							
	Purchased 56.680 Units								
	28-Dec-2023 at a price of 1.00								
	Net								
29 Dec 23	NT COLLECTIVE SHORT TERM INVT FD	4,260.380	-4,260.38	0.00	0.00	4,260.38	0.00	0.00	0.00
29 Dec 23	CUSIP: 66586U452 /								
Settled		1.000000							
	Purchased 4,260.380 Units								
	29-Dec-2023 at a price of 1.00								
	Net								
Total United States - USD			-41,871.95	0.00	0.00	41,871.95	0.00	0.00	0.00
Total funds - short term investment			-41,871.95	0.00	0.00	41,871.95	0.00	0.00	0.00
Total cash and cash equivalents			-41,871.95	0.00	0.00	41,871.95	0.00	0.00	0.00
Total purchases		48,741.95	-853,728.78	0.00	0.00	853,728.78	0.00	0.00	0.00

Sales

Equities

Common stock

United States - USD

20 Dec 23	ADOBE INC COM	-13.000	7,910.48	0.00	0.00	-3,056.96	4,853.52	0.00	4,853.52
22 Dec 23	CUSIP: 00724F101 / ADBE								
Settled	MERRILL LYNCH BROADCORT CAPITAL CORPORATION / .07	608.508500							
	OTHER CHARGES: .06								
	SOLD 13.00 SHARES 12-20-23 AT								
	A PRICE OF \$608.508500 LESS								
	BROKER COMMISSION OF \$.07 AND								
	OTHER CHARGES OF \$.06 MERRILL								
	LYNCH BROADCORT CAPITAL								

Portfolio Statement

1 DEC 23 - 31 DEC 23

Account number XXXXXXXXXX
Account Name *UFCW TRI-STATE - MFS -SL

◆ Investment Transaction Detail

Page 24 of 83

Trade Date Settle Date Trade Status	Security Description Asset ID / Ticker Broker / Commission Narrative	Shares/PAR Price	Principal	Transaction Amount Accrued Interest	Adjustment Amt	Cost	Realized Gain/Loss		Total
							Market	Translation	
Sales									
Equities									
20 Dec 23 22 Dec 23 Settled	AGCO CORP COM CUSIP: 001084102 / AGCO MERRILL LYNCH BROADCORT CAPITAL CORPORATION / .05 OTHER CHARGES: .01 SOLD 9.00 SHARES 12-20-23 AT A PRICE OF \$120.065000 LESS BROKER COMMISSION OF \$.05 AND OTHER CHARGES OF \$.01 MERRILL LYNCH BROADCORT CAPITAL	-9.000 120.065000	1,080.53	0.00	0.00	-1,022.42	58.11	0.00	58.11
15 Dec 23 19 Dec 23 Settled	AGILENT TECHNOLOGIES INC COM CUSIP: 00846U101 / A UBS AG STAMFORD BRANCH / 2.58 OTHER CHARGES: .39 SOLD 344.00 SHARES 12-15-23 AT A PRICE OF \$138.210000 LESS BROKER COMMISSION OF \$2.58 AND OTHER CHARGES OF \$.39 UBS AG STAMFORD BRANCH	-344.000 138.210000	47,541.27	0.00	0.00	-32,763.07	14,778.20	0.00	14,778.20
15 Dec 23 19 Dec 23 Settled	ALIGN TECHNOLOGY INC COM CUSIP: 016255101 / ALGN BOFA SECURITIES, INC. / .38 OTHER CHARGES: .10 SOLD 50.00 SHARES 12-15-23 AT A PRICE OF \$259.010000 LESS BROKER COMMISSION OF \$.38 AND OTHER CHARGES OF \$.10 BOFA SECURITIES, INC.	-50.000 259.010000	12,950.02	0.00	0.00	-15,859.77	-2,909.75	0.00	-2,909.75
20 Dec 23 22 Dec 23 Settled	ALIGN TECHNOLOGY INC COM CUSIP: 016255101 / ALGN MERRILL LYNCH BROADCORT CAPITAL CORPORATION / .06 OTHER CHARGES: .03 SOLD 12.00 SHARES 12-20-23 AT A PRICE OF \$266.724200 LESS BROKER COMMISSION OF \$.06 AND OTHER CHARGES OF \$.03 MERRILL LYNCH BROADCORT CAPITAL	-12.000 266.724200	3,200.60	0.00	0.00	-3,806.34	-605.74	0.00	-605.74

Portfolio Statement

1 DEC 23 - 31 DEC 23

Account number XXXXXXXXXX
Account Name *UFCW TRI-STATE - MFS -SL

Investment Transaction Detail

Page 25 of 83

Trade Date	Security Description						Realized Gain/Loss		
Settle Date	Asset ID / Ticker								
Trade Status	Broker / Commission	Shares/PAR	Principal	Transaction Amount	Adjustment Amt	Cost	Market	Translation	Total
	Narrative	Price		Accrued Interest					
Sales									
Equities									
15 Dec 23	ALLISON TRANSMISSION HOLDING	-1,519.000	89,698.20	0.00	0.00	-55,332.31	34,365.89	0.00	34,365.89
19 Dec 23	CUSIP: 01973R101 / ALSN								
Settled	COWEN AND COMPANY, LLC / 7.60	59.056300							
	OTHER CHARGES: .72								
	SOLD 1,519.00 SHARES 12-15-23								
	AT A PRICE OF \$59.056300 LESS								
	BROKER COMMISSION OF \$7.60 AND								
	OTHER CHARGES OF \$.72 COWEN								
	AND COMPANY, LLC								
20 Dec 23	ALPHABET INC CAP STK USD0.001 CL C	-77.000	10,891.27	0.00	0.00	-2,738.43	8,152.84	0.00	8,152.84
22 Dec 23	CUSIP: 02079K107 / GOOG								
Settled	MERRILL LYNCH BRODCORT CAPITAL	141.451300							
	CORPORATION / .39								
	OTHER CHARGES: .09								
	SOLD 77.00 SHARES 12-20-23 AT								
	A PRICE OF \$141.451300 LESS								
	BROKER COMMISSION OF \$.39 AND								
	OTHER CHARGES OF \$.09 MERRILL								
	LYNCH BROADCORT CAPITAL								
20 Dec 23	ALPHABET INC CAPITAL STOCK USD0.001 CL A	-64.000	8,963.13	0.00	0.00	-1,876.34	7,086.79	0.00	7,086.79
22 Dec 23	CUSIP: 02079K305 / GOOGL								
Settled	MERRILL LYNCH BROADCORT CAPITAL	140.055000							
	CORPORATION / .32								
	OTHER CHARGES: .07								
	SOLD 64.00 SHARES 12-20-23 AT								
	A PRICE OF \$140.055000 LESS								
	BROKER COMMISSION OF \$.32 AND								
	OTHER CHARGES OF \$.07 MERRILL								
	LYNCH BROADCORT CAPITAL								
20 Dec 23	AMAZON COM INC COM	-92.000	14,215.27	0.00	0.00	-9,611.60	4,603.67	0.00	4,603.67
22 Dec 23	CUSIP: 023135106 / AMZN								
Settled	MERRILL LYNCH BROADCORT CAPITAL	154.520000							
	CORPORATION / .46								
	OTHER CHARGES: .11								
	SOLD 92.00 SHARES 12-20-23 AT								
	A PRICE OF \$154.520000 LESS								
	BROKER COMMISSION OF \$.46 AND								
	OTHER CHARGES OF \$.11 MERRILL								
	LYNCH BROADCORT CAPITAL								

Portfolio Statement

1 DEC 23 - 31 DEC 23

Account number XXXXXXXXXX
Account Name *UFCW TRI-STATE - MFS -SL

Investment Transaction Detail

Page 26 of 83

Trade Date	Security Description						Realized Gain/Loss		
Settle Date	Asset ID / Ticker								
Trade Status	Broker / Commission	Shares/PAR	Principal	Transaction Amount	Accrued Interest	Adjustment Amt	Cost	Market	Translation
	Narrative	Price							Total

Sales

Equities

20 Dec 23	AMERIPRISE FINL INC COM	-17.000	6,460.29	0.00	0.00	-4,729.91	1,730.38	0.00	1,730.38
22 Dec 23	CUSIP: 03076C106 / AMP								
Settled	MERRILL LYNCH BROADCORT CAPITAL CORPORATION / .09	380.025000							
	OTHER CHARGES: .05								
	SOLD 17.00 SHARES 12-20-23 AT								
	A PRICE OF \$380.025000 LESS								
	BROKER COMMISSION OF \$.09 AND								
	OTHER CHARGES OF \$.05 MERRILL								
	LYNCH BROADCORT CAPITAL								
20 Dec 23	APPLE INC COM STK	-125.000	24,688.52	0.00	0.00	-5,421.24	19,267.28	0.00	19,267.28
22 Dec 23	CUSIP: 037833100 / AAPL								
Settled	MERRILL LYNCH BROADCORT CAPITAL CORPORATION / .63	197.514800							
	OTHER CHARGES: .20								
	SOLD 125.00 SHARES 12-20-23 AT								
	A PRICE OF \$197.514800 LESS								
	BROKER COMMISSION OF \$.63 AND								
	OTHER CHARGES OF \$.20 MERRILL								
	LYNCH BROADCORT CAPITAL								
20 Dec 23	APPLIED MATERIALS INC COM	-48.000	7,712.34	0.00	0.00	-3,490.41	4,221.93	0.00	4,221.93
22 Dec 23	CUSIP: 038222105 / AMAT								
Settled	MERRILL LYNCH BROADCORT CAPITAL CORPORATION / .24	160.680000							
	OTHER CHARGES: .06								
	SOLD 48.00 SHARES 12-20-23 AT								
	A PRICE OF \$160.680000 LESS								
	BROKER COMMISSION OF \$.24 AND								
	OTHER CHARGES OF \$.06 MERRILL								
	LYNCH BROADCORT CAPITAL								
20 Dec 23	ARCHER-DANIELS-MIDLAND CO COM	-69.000	4,977.88	0.00	0.00	-4,551.01	426.87	0.00	426.87
22 Dec 23	CUSIP: 039483102 / ADM								
Settled	MERRILL LYNCH BROADCORT CAPITAL CORPORATION / .35	72.148800							
	OTHER CHARGES: .04								
	SOLD 69.00 SHARES 12-20-23 AT								
	A PRICE OF \$72.148800 LESS								
	BROKER COMMISSION OF \$.35 AND								
	OTHER CHARGES OF \$.04 MERRILL								
	LYNCH BROADCORT CAPITAL								

Portfolio Statement

1 DEC 23 - 31 DEC 23

Account number XXXXXXXXXX
Account Name *UFCW TRI-STATE - MFS -SL

Investment Transaction Detail

Page 27 of 83

Trade Date	Security Description						Realized Gain/Loss		
Settle Date	Asset ID / Ticker								
Trade Status	Broker / Commission	Shares/PAR	Principal	Transaction Amount	Accrued Interest	Adjustment Amt	Cost	Market	Translation
	Narrative	Price							Total

Sales

Equities

20 Dec 23	AUTODESK INC COM	-18.000	4,273.80	0.00	0.00	-3,679.51	594.29	0.00	594.29
22 Dec 23	CUSIP: 052769106 / ADSK								
Settled	MERRILL LYNCH BROADCORT CAPITAL CORPORATION / .09	237.440000							
	OTHER CHARGES: .03								
	SOLD 18.00 SHARES 12-20-23 AT								
	A PRICE OF \$237.440000 LESS								
	BROKER COMMISSION OF \$.09 AND								
	OTHER CHARGES OF \$.03 MERRILL								
	LYNCH BROADCORT CAPITAL								
20 Dec 23	BANK NEW YORK MELLON CORP COM STK	-114.000	5,890.26	0.00	0.00	-4,819.34	1,070.92	0.00	1,070.92
22 Dec 23	CUSIP: 064058100 / BK								
Settled	MERRILL LYNCH BROADCORT CAPITAL CORPORATION / .57	51.674400							
	OTHER CHARGES: .05								
	SOLD 114.00 SHARES 12-20-23 AT								
	A PRICE OF \$51.674400 LESS								
	BROKER COMMISSION OF \$.57 AND								
	OTHER CHARGES OF \$.05 MERRILL								
	LYNCH BROADCORT CAPITAL								
20 Dec 23	BIOMERIE INC COMMON STOCK	-10.000	2,521.49	0.00	0.00	-2,954.90	-433.41	0.00	-433.41
22 Dec 23	CUSIP: 09062X103 / BIIB								
Settled	MERRILL LYNCH BROADCORT CAPITAL CORPORATION / .05	252.155500							
	OTHER CHARGES: .02								
	SOLD 10.00 SHARES 12-20-23 AT								
	A PRICE OF \$252.155500 LESS								
	BROKER COMMISSION OF \$.05 AND								
	OTHER CHARGES OF \$.02 MERRILL								
	LYNCH BROADCORT CAPITAL								
20 Dec 23	BOISE CASCADE CO COM	-5.000	616.86	0.00	0.00	-490.52	126.34	0.00	126.34
22 Dec 23	CUSIP: 09739D100 / BCC								
Settled	MERRILL LYNCH BROADCORT CAPITAL CORPORATION / .03	123.380000							
	OTHER CHARGES: .01								
	SOLD 5.00 SHARES 12-20-23 AT A								
	PRICE OF \$123.380000 LESS								
	BROKER COMMISSION OF \$.03 AND								
	OTHER CHARGES OF \$.01 MERRILL								
	LYNCH BROADCORT CAPITAL								

Portfolio Statement

1 DEC 23 - 31 DEC 23

Account number XXXXXXXXXX
Account Name *UFCW TRI-STATE - MFS -SL

Investment Transaction Detail

Page 28 of 83

Trade Date Settle Date Trade Status	Security Description Asset ID / Ticker Broker / Commission Narrative	Shares/PAR Price	Principal	Transaction Amount Accrued Interest	Adjustment Amt	Cost	Realized Gain/Loss		
							Market	Translation	Total
Sales									
Equities									
20 Dec 23 22 Dec 23 Settled	BOOKING HLDGS INC COM CUSIP: 09857L108 / BKNG MERRILL LYNCH BROADCORT CAPITAL CORPORATION / .01 OTHER CHARGES: .06 SOLD 2.00 SHARES 12-20-23 AT A PRICE OF \$3,509.835000 LESS BROKER COMMISSION OF \$.01 AND OTHER CHARGES OF \$.06 MERRILL LYNCH BROADCORT CAPITAL	-2.000 3,509.835000	7,019.60	0.00	0.00	-4,098.42	2,921.18	0.00	2,921.18
20 Dec 23 22 Dec 23 Settled	BUILDERS FIRSTSOURCE INC COM STK CUSIP: 12008R107 / BLDR MERRILL LYNCH BROADCORT CAPITAL CORPORATION / .12 OTHER CHARGES: .03 SOLD 23.00 SHARES 12-20-23 AT A PRICE OF \$164.600000 LESS BROKER COMMISSION OF \$.12 AND OTHER CHARGES OF \$.03 MERRILL LYNCH BROADCORT CAPITAL	-23.000 164.600000	3,785.65	0.00	0.00	-1,976.94	1,808.71	0.00	1,808.71
15 Dec 23 19 Dec 23 Settled	CADENCE DESIGN SYS INC COM CUSIP: 127387108 / CDNS GOLDMAN, SACHS & CO. / .25 OTHER CHARGES: .11 SOLD 50.00 SHARES 12-15-23 AT A PRICE OF \$271.950000 LESS BROKER COMMISSION OF \$.25 AND OTHER CHARGES OF \$.11 GOLDMAN, SACHS & CO.	-50.000 271.950000	13,597.14	0.00	0.00	-11,491.76	2,105.38	0.00	2,105.38
20 Dec 23 22 Dec 23 Settled	CADENCE DESIGN SYS INC COM CUSIP: 127387108 / CDNS MERRILL LYNCH BROADCORT CAPITAL CORPORATION / .02 OTHER CHARGES: .01 SOLD 3.00 SHARES 12-20-23 AT A PRICE OF \$273.210000 LESS BROKER COMMISSION OF \$.02 AND OTHER CHARGES OF \$.01 MERRILL LYNCH BROADCORT CAPITAL	-3.000 273.210000	819.60	0.00	0.00	-689.51	130.09	0.00	130.09

Portfolio Statement

1 DEC 23 - 31 DEC 23

Account number XXXXXXXXXX
Account Name *UFCW TRI-STATE - MFS -SL

Investment Transaction Detail

Page 29 of 83

Trade Date Settle Date Trade Status	Security Description Asset ID / Ticker Broker / Commission Narrative	Shares/PAR Price	Principal	Transaction Amount Accrued Interest	Adjustment Amt	Cost	Realized Gain/Loss		Total
							Market	Translation	
Sales									
Equities									
20 Dec 23 22 Dec 23 Settled	CARDINAL HLTH INC CUSIP: 14149Y108 / CAH MERRILL LYNCH BROADCORT CAPITAL CORPORATION / .04 OTHER CHARGES: .01 SOLD 7.00 SHARES 12-20-23 AT A PRICE OF \$100.465000 LESS BROKER COMMISSION OF \$.04 AND OTHER CHARGES OF \$.01 MERRILL LYNCH BROADCORT CAPITAL	-7.000 100.465000	703.21	0.00	0.00	-642.63	60.58	0.00	60.58
20 Dec 23 22 Dec 23 Settled	CENTENE CORP DEL COM CUSIP: 15135B101 / CNC MERRILL LYNCH BROADCORT CAPITAL CORPORATION / .02 OTHER CHARGES: .01 SOLD 4.00 SHARES 12-20-23 AT A PRICE OF \$73.905000 LESS BROKER COMMISSION OF \$.02 AND OTHER CHARGES OF \$.01 MERRILL LYNCH BROADCORT CAPITAL	-4.000 73.905000	295.59	0.00	0.00	-273.41	22.18	0.00	22.18
20 Dec 23 22 Dec 23 Settled	CHEMOURS CO COM CUSIP: 163851108 / CC MERRILL LYNCH BROADCORT CAPITAL CORPORATION / .75 OTHER CHARGES: .04 SOLD 149.00 SHARES 12-20-23 AT A PRICE OF \$30.610200 LESS BROKER COMMISSION OF \$.75 AND OTHER CHARGES OF \$.04 MERRILL LYNCH BROADCORT CAPITAL	-149.000 30.610200	4,560.13	0.00	0.00	-4,193.31	366.82	0.00	366.82
20 Dec 23 22 Dec 23 Settled	COLGATE-PALMOLIVE CO COM CUSIP: 194162103 / CL MERRILL LYNCH BROADCORT CAPITAL CORPORATION / .25 OTHER CHARGES: .03 SOLD 49.00 SHARES 12-20-23 AT A PRICE OF \$78.240000 LESS BROKER COMMISSION OF \$.25 AND OTHER CHARGES OF \$.03 MERRILL LYNCH BROADCORT CAPITAL	-49.000 78.240000	3,833.48	0.00	0.00	-3,731.41	102.07	0.00	102.07

Portfolio Statement

1 DEC 23 - 31 DEC 23

Account number XXXXXXXXXX
Account Name *UFCW TRI-STATE - MFS -SL

Investment Transaction Detail

Page 30 of 83

Trade Date	Security Description						Realized Gain/Loss		
Settle Date	Asset ID / Ticker								
Trade Status	Broker / Commission	Shares/PAR	Principal	Transaction Amount	Adjustment Amt	Cost	Market	Translation	Total
	Narrative	Price		Accrued Interest					

Sales

Equities

20 Dec 23	COMCAST CORP NEW-CL A	-30.000	1,339.49	0.00	0.00	-1,494.52	-155.03	0.00	-155.03
22 Dec 23	CUSIP: 20030N101 / CMCSA								
Settled	MERRILL LYNCH BROADCORT CAPITAL CORPORATION / .15	44.655000							
	OTHER CHARGES: .01								
	SOLD 30.00 SHARES 12-20-23 AT								
	A PRICE OF \$44.655000 LESS								
	BROKER COMMISSION OF \$.15 AND								
	OTHER CHARGES OF \$.01 MERRILL								
	LYNCH BROADCORT CAPITAL								
20 Dec 23	CORNING INC COM	-10.000	303.09	0.00	0.00	-336.55	-33.46	0.00	-33.46
22 Dec 23	CUSIP: 219350105 / GLW								
Settled	MERRILL LYNCH BROADCORT CAPITAL CORPORATION / .05	30.315000							
	OTHER CHARGES: .01								
	SOLD 10.00 SHARES 12-20-23 AT								
	A PRICE OF \$30.315000 LESS								
	BROKER COMMISSION OF \$.05 AND								
	OTHER CHARGES OF \$.01 MERRILL								
	LYNCH BROADCORT CAPITAL								
20 Dec 23	CSX CORP COM STK	-112.000	3,884.13	0.00	0.00	-3,339.25	544.88	0.00	544.88
22 Dec 23	CUSIP: 126408103 / CSX								
Settled	MERRILL LYNCH BROADCORT CAPITAL CORPORATION / .56	34.685000							
	OTHER CHARGES: .03								
	SOLD 112.00 SHARES 12-20-23 AT								
	A PRICE OF \$34.685000 LESS								
	BROKER COMMISSION OF \$.56 AND								
	OTHER CHARGES OF \$.03 MERRILL								
	LYNCH BROADCORT CAPITAL								
20 Dec 23	DTE ENERGY CO COM	-4.000	443.13	0.00	0.00	-453.45	-10.32	0.00	-10.32
22 Dec 23	CUSIP: 233331107 / DTE								
Settled	MERRILL LYNCH BROADCORT CAPITAL CORPORATION / .02	110.790000							
	OTHER CHARGES: .01								
	SOLD 4.00 SHARES 12-20-23 AT A								
	PRICE OF \$110.790000 LESS								
	BROKER COMMISSION OF \$.02 AND								
	OTHER CHARGES OF \$.01 MERRILL								
	LYNCH BROADCORT CAPITAL								

Portfolio Statement

1 DEC 23 - 31 DEC 23

Account number XXXXXXXXXX
Account Name *UFCW TRI-STATE - MFS -SL

Investment Transaction Detail

Page 31 of 83

Trade Date	Security Description						Realized Gain/Loss		
Settle Date	Asset ID / Ticker								
Trade Status	Broker / Commission	Shares/PAR	Principal	Transaction Amount	Accrued Interest	Adjustment Amt	Cost	Market	Translation
	Narrative	Price							Total

Sales

Equities

20 Dec 23	EDISON INTL COM	-75.000	5,237.58	0.00	0.00	-4,784.47	453.11	0.00	453.11
22 Dec 23	CUSIP: 281020107 / EIX								
Settled	MERRILL LYNCH BROADCORT CAPITAL CORPORATION / .38	69.840000							
	OTHER CHARGES: .04								
	SOLD 75.00 SHARES 12-20-23 AT A PRICE OF \$69.840000 LESS BROKER COMMISSION OF \$.38 AND OTHER CHARGES OF \$.04 MERRILL LYNCH BROADCORT CAPITAL								
20 Dec 23	ELECTR ARTS COM	-6.000	829.46	0.00	0.00	-706.96	122.50	0.00	122.50
22 Dec 23	CUSIP: 285512109 / EA								
Settled	MERRILL LYNCH BROADCORT CAPITAL CORPORATION / .03	138.250000							
	OTHER CHARGES: .01								
	SOLD 6.00 SHARES 12-20-23 AT A PRICE OF \$138.250000 LESS BROKER COMMISSION OF \$.03 AND OTHER CHARGES OF \$.01 MERRILL LYNCH BROADCORT CAPITAL								
20 Dec 23	ELI LILLY & CO COM	-10.000	5,782.70	0.00	0.00	-3,559.27	2,223.43	0.00	2,223.43
22 Dec 23	CUSIP: 532457108 / LLY								
Settled	MERRILL LYNCH BROADCORT CAPITAL CORPORATION / .05	578.280000							
	OTHER CHARGES: .05								
	SOLD 10.00 SHARES 12-20-23 AT A PRICE OF \$578.280000 LESS BROKER COMMISSION OF \$.05 AND OTHER CHARGES OF \$.05 MERRILL LYNCH BROADCORT CAPITAL								
20 Dec 23	EMCOR GROUP INC COM	-5.000	1,086.76	0.00	0.00	-737.92	348.84	0.00	348.84
22 Dec 23	CUSIP: 29084Q100 / EME								
Settled	MERRILL LYNCH BROADCORT CAPITAL CORPORATION / .03	217.360000							
	OTHER CHARGES: .01								
	SOLD 5.00 SHARES 12-20-23 AT A PRICE OF \$217.360000 LESS BROKER COMMISSION OF \$.03 AND OTHER CHARGES OF \$.01 MERRILL LYNCH BROADCORT CAPITAL								

Portfolio Statement

1 DEC 23 - 31 DEC 23

Account number XXXXXXXXXX
Account Name *UFCW TRI-STATE - MFS -SL

Investment Transaction Detail

Page 32 of 83

Trade Date Settle Date Trade Status	Security Description Asset ID / Ticker Broker / Commission Narrative	Shares/PAR Price	Principal	Transaction Amount Accrued Interest	Adjustment Amt	Cost	Realized Gain/Loss		
							Market	Translation	Total

Sales

Equities

20 Dec 23 22 Dec 23 Settled	EOG RESOURCES INC COM CUSIP: 26875P101 / EOG MERRILL LYNCH BROADCORT CAPITAL CORPORATION / .07 OTHER CHARGES: .01 SOLD 13.00 SHARES 12-20-23 AT A PRICE OF \$123.246900 LESS BROKER COMMISSION OF \$.07 AND OTHER CHARGES OF \$.01 MERRILL LYNCH BROADCORT CAPITAL	-13.000 123.246900	1,602.13	0.00	0.00	-1,427.18	174.95	0.00	174.95
20 Dec 23 22 Dec 23 Settled	EQUITABLE HLDGS INC COM CUSIP: 29452E101 / EQH MERRILL LYNCH BROADCORT CAPITAL CORPORATION / .91 OTHER CHARGES: .05 SOLD 182.00 SHARES 12-20-23 AT A PRICE OF \$33.940000 LESS BROKER COMMISSION OF \$.91 AND OTHER CHARGES OF \$.05 MERRILL LYNCH BROADCORT CAPITAL	-182.000 33.940000	6,176.12	0.00	0.00	-5,397.61	778.51	0.00	778.51
20 Dec 23 22 Dec 23 Settled	EVERGY INC COM NPV CUSIP: 30034W106 / EVRG MERRILL LYNCH BROADCORT CAPITAL CORPORATION / .06 OTHER CHARGES: .01 SOLD 11.00 SHARES 12-20-23 AT A PRICE OF \$51.891800 LESS BROKER COMMISSION OF \$.06 AND OTHER CHARGES OF \$.01 MERRILL LYNCH BROADCORT CAPITAL	-11.000 51.891800	570.74	0.00	0.00	-695.21	-124.47	0.00	-124.47
20 Dec 23 22 Dec 23 Settled	EXELON CORP COM CUSIP: 30161N101 / EXC MERRILL LYNCH BROADCORT CAPITAL CORPORATION / .64 OTHER CHARGES: .04 SOLD 127.00 SHARES 12-20-23 AT A PRICE OF \$35.360000 LESS BROKER COMMISSION OF \$.64 AND OTHER CHARGES OF \$.04 MERRILL LYNCH BROADCORT CAPITAL	-127.000 35.360000	4,490.04	0.00	0.00	-4,234.51	255.53	0.00	255.53

Portfolio Statement

1 DEC 23 - 31 DEC 23

Account number XXXXXXXXXX
Account Name *UFCW TRI-STATE - MFS -SL

◆ Investment Transaction Detail

Page 33 of 83

Trade Date Settle Date Trade Status	Security Description	Shares/PAR Price	Principal	Transaction Amount Accrued Interest	Adjustment Amt	Cost	Realized Gain/Loss		Total
	Asset ID / Ticker Broker / Commission Narrative						Market	Translation	
Sales									
Equities									
20 Dec 23 22 Dec 23 Settled	FISERV INC COM CUSIP: 337738108 / FI MERRILL LYNCH BROADCORT CAPITAL CORPORATION / .02 OTHER CHARGES: .01 SOLD 3.00 SHARES 12-20-23 AT A PRICE OF \$133.860000 LESS BROKER COMMISSION OF \$.02 AND OTHER CHARGES OF \$.01 MERRILL LYNCH BROADCORT CAPITAL	-3.000 133.860000	401.55	0.00	0.00	-342.38	59.17	0.00	59.17
15 Dec 23 19 Dec 23 Settled	FOX CORP CL B CL B CUSIP: 35137L204 / FOX CITIGROUP GLOBAL MARKETS, INC./CORRESPONDENT CLEAR / 5.89 OTHER CHARGES: .18 SOLD 785.00 SHARES 12-15-23 AT A PRICE OF \$27.701200 LESS BROKER COMMISSION OF \$5.89 AND OTHER CHARGES OF \$.18 CITIGROUP GLOBAL MARKETS,	-785.000 27.701200	21,739.37	0.00	0.00	-21,606.10	133.27	0.00	133.27
20 Dec 23 22 Dec 23 Settled	GARTNER INC COM CUSIP: 366651107 / IT MERRILL LYNCH BROADCORT CAPITAL CORPORATION / .04 OTHER CHARGES: .03 SOLD 7.00 SHARES 12-20-23 AT A PRICE OF \$446.670000 LESS BROKER COMMISSION OF \$.04 AND OTHER CHARGES OF \$.03 MERRILL LYNCH BROADCORT CAPITAL	-7.000 446.670000	3,126.62	0.00	0.00	-2,203.07	923.55	0.00	923.55
20 Dec 23 22 Dec 23 Settled	GENERAL MILLS INC COM CUSIP: 370334104 / GIS MERRILL LYNCH BROADCORT CAPITAL CORPORATION / .21 OTHER CHARGES: .02 SOLD 42.00 SHARES 12-20-23 AT A PRICE OF \$65.070000 LESS BROKER COMMISSION OF \$.21 AND OTHER CHARGES OF \$.02 MERRILL LYNCH BROADCORT CAPITAL	-42.000 65.070000	2,732.71	0.00	0.00	-2,943.87	-211.16	0.00	-211.16

Portfolio Statement

1 DEC 23 - 31 DEC 23

Account number XXXXXXXXXX
Account Name *UFCW TRI-STATE - MFS -SL

Investment Transaction Detail

Page 34 of 83

Trade Date	Security Description						Realized Gain/Loss		
Settle Date	Asset ID / Ticker								
Trade Status	Broker / Commission	Shares/PAR	Principal	Transaction Amount	Accrued Interest	Adjustment Amt	Cost	Market	Translation
	Narrative	Price							Total

Sales

Equities

20 Dec 23	HARTFORD FINL SVCS GROUP INC COM	-52.000	4,192.47	0.00	0.00	-3,407.51	784.96	0.00	784.96
22 Dec 23	CUSIP: 416515104 / HIG								
Settled	MERRILL LYNCH BROADCORT CAPITAL CORPORATION / .26	80.630000							
	OTHER CHARGES: .03								
	SOLD 52.00 SHARES 12-20-23 AT								
	A PRICE OF \$80.630000 LESS								
	BROKER COMMISSION OF \$.26 AND								
	OTHER CHARGES OF \$.03 MERRILL								
	LYNCH BROADCORT CAPITAL								
20 Dec 23	HOME DEPOT INC COM	-13.000	4,565.75	0.00	0.00	-3,275.89	1,289.86	0.00	1,289.86
22 Dec 23	CUSIP: 437076102 / HD								
Settled	MERRILL LYNCH BROADCORT CAPITAL CORPORATION / .07	351.220000							
	OTHER CHARGES: .04								
	SOLD 13.00 SHARES 12-20-23 AT								
	A PRICE OF \$351.220000 LESS								
	BROKER COMMISSION OF \$.07 AND								
	OTHER CHARGES OF \$.04 MERRILL								
	LYNCH BROADCORT CAPITAL								
20 Dec 23	HOWMET AEROSPACE INC COM USD1.00 WI	-11.000	587.22	0.00	0.00	-399.88	187.34	0.00	187.34
22 Dec 23	CUSIP: 443201108 / HWM								
Settled	MERRILL LYNCH BROADCORT CAPITAL CORPORATION / .06	53.390000							
	OTHER CHARGES: .01								
	SOLD 11.00 SHARES 12-20-23 AT								
	A PRICE OF \$53.390000 LESS								
	BROKER COMMISSION OF \$.06 AND								
	OTHER CHARGES OF \$.01 MERRILL								
	LYNCH BROADCORT CAPITAL								
20 Dec 23	HUMANA INC COM	-5.000	2,281.55	0.00	0.00	-2,414.54	-132.99	0.00	-132.99
22 Dec 23	CUSIP: 444859102 / HUM								
Settled	MERRILL LYNCH BROADCORT CAPITAL CORPORATION / .03	456.320000							
	OTHER CHARGES: .02								
	SOLD 5.00 SHARES 12-20-23 AT A								
	PRICE OF \$456.320000 LESS								
	BROKER COMMISSION OF \$.03 AND								
	OTHER CHARGES OF \$.02 MERRILL								
	LYNCH BROADCORT CAPITAL								

Portfolio Statement

1 DEC 23 - 31 DEC 23

Account number XXXXXXXXXX
Account Name *UFCW TRI-STATE - MFS -SL

Investment Transaction Detail

Page 35 of 83

Trade Date Settle Date Trade Status	Security Description	Shares/PAR Price	Principal	Transaction Amount Accrued Interest	Adjustment Amt	Cost	Realized Gain/Loss		Total
	Asset ID / Ticker Broker / Commission Narrative						Market	Translation	
Sales									
Equities									
20 Dec 23 22 Dec 23 Settled	INGERSOLL RAND INC COM CUSIP: 45687V106 / IR MERRILL LYNCH BROADCORT CAPITAL CORPORATION / .11 OTHER CHARGES: .01 SOLD 21.00 SHARES 12-20-23 AT A PRICE OF \$76.160000 LESS BROKER COMMISSION OF \$.11 AND OTHER CHARGES OF \$.01 MERRILL LYNCH BROADCORT CAPITAL	-21.000 76.160000	1,599.24	0.00	0.00	-1,122.81	476.43	0.00	476.43
20 Dec 23 22 Dec 23 Settled	IQVIA HLDGS INC COM USD0.01 CUSIP: 46266C105 / IQV MERRILL LYNCH BROADCORT CAPITAL CORPORATION / .07 OTHER CHARGES: .02 SOLD 13.00 SHARES 12-20-23 AT A PRICE OF \$227.630000 LESS BROKER COMMISSION OF \$.07 AND OTHER CHARGES OF \$.02 MERRILL LYNCH BROADCORT CAPITAL	-13.000 227.630000	2,959.10	0.00	0.00	-2,723.08	236.02	0.00	236.02
20 Dec 23 22 Dec 23 Settled	JOHNSON & JOHNSON COM USD1 CUSIP: 478160104 / JNJ MERRILL LYNCH BROADCORT CAPITAL CORPORATION / .10 OTHER CHARGES: .02 SOLD 19.00 SHARES 12-20-23 AT A PRICE OF \$155.881100 LESS BROKER COMMISSION OF \$.10 AND OTHER CHARGES OF \$.02 MERRILL LYNCH BROADCORT CAPITAL	-19.000 155.881100	2,961.62	0.00	0.00	-2,498.11	463.51	0.00	463.51
20 Dec 23 22 Dec 23 Settled	JPMORGAN CHASE & CO COM CUSIP: 46625H100 / JPM MERRILL LYNCH BROADCORT CAPITAL CORPORATION / .27 OTHER CHARGES: .07 SOLD 53.00 SHARES 12-20-23 AT A PRICE OF \$168.268900 LESS BROKER COMMISSION OF \$.27 AND OTHER CHARGES OF \$.07 MERRILL LYNCH BROADCORT CAPITAL	-53.000 168.268900	8,917.91	0.00	0.00	-8,157.18	760.73	0.00	760.73

Portfolio Statement

1 DEC 23 - 31 DEC 23

Account number XXXXXXXXXX
Account Name *UFCW TRI-STATE - MFS -SL

Investment Transaction Detail

Page 36 of 83

Trade Date Settle Date Trade Status	Security Description	Shares/PAR Price	Principal	Transaction Amount Accrued Interest	Adjustment Amt	Cost	Realized Gain/Loss		Total
	Asset ID / Ticker Broker / Commission Narrative						Market	Translation	
Sales									
Equities									
20 Dec 23 22 Dec 23 Settled	KENVUE INC COM CUSIP: 49177J102 / KVUE MERRILL LYNCH BRODCORT CAPITAL CORPORATION / .09 OTHER CHARGES: .01 SOLD 18.00 SHARES 12-20-23 AT A PRICE OF \$21.490000 LESS BROKER COMMISSION OF \$.09 AND OTHER CHARGES OF \$.01 MERRILL LYNCH BRODCORT CAPITAL	-18.000 21.490000	386.72	0.00	0.00	-389.52	-2.80	0.00	-2.80
20 Dec 23 22 Dec 23 Settled	KIMBERLY-CLARK CORP COM CUSIP: 494368103 / KMB MERRILL LYNCH BRODCORT CAPITAL CORPORATION / .21 OTHER CHARGES: .04 SOLD 42.00 SHARES 12-20-23 AT A PRICE OF \$119.715000 LESS BROKER COMMISSION OF \$.21 AND OTHER CHARGES OF \$.04 MERRILL LYNCH BRODCORT CAPITAL	-42.000 119.715000	5,027.78	0.00	0.00	-5,942.05	-914.27	0.00	-914.27
20 Dec 23 22 Dec 23 Settled	LAM RESH CORP COM CUSIP: 512807108 / LRCX MERRILL LYNCH BRODCORT CAPITAL CORPORATION / .05 OTHER CHARGES: .06 SOLD 10.00 SHARES 12-20-23 AT A PRICE OF \$770.400000 LESS BROKER COMMISSION OF \$.05 AND OTHER CHARGES OF \$.06 MERRILL LYNCH BRODCORT CAPITAL	-10.000 770.400000	7,703.89	0.00	0.00	-5,151.75	2,552.14	0.00	2,552.14
20 Dec 23 22 Dec 23 Settled	LAS VEGAS SANDS CORP COM STK CUSIP: 517834107 / LVS MERRILL LYNCH BRODCORT CAPITAL CORPORATION / .29 OTHER CHARGES: .02 SOLD 57.00 SHARES 12-20-23 AT A PRICE OF \$48.530000 LESS BROKER COMMISSION OF \$.29 AND OTHER CHARGES OF \$.02 MERRILL LYNCH BRODCORT CAPITAL	-57.000 48.530000	2,765.90	0.00	0.00	-3,330.88	-564.98	0.00	-564.98

Portfolio Statement

1 DEC 23 - 31 DEC 23

Account number XXXXXXXXXX
Account Name *UFCW TRI-STATE - MFS -SL

Investment Transaction Detail

Page 37 of 83

Trade Date Settle Date Trade Status	Security Description	Shares/PAR Price	Principal	Transaction Amount Accrued Interest	Adjustment Amt	Cost	Realized Gain/Loss		Total
	Asset ID / Ticker						Broker / Commission	Market	
Sales									
Equities									
15 Dec 23 19 Dec 23 Settled	LPL FINL HLDGS INC COM CUSIP: 50212V100 / LPLA JEFFERIES LLC / .66 OTHER CHARGES: .15 SOLD 87.00 SHARES 12-15-23 AT A PRICE OF \$209.816900 LESS BROKER COMMISSION OF \$.66 AND OTHER CHARGES OF \$.15 JEFFERIES LLC	-87.000 209.816900	18,253.26	0.00	0.00	-16,640.27	1,612.99	0.00	1,612.99
20 Dec 23 22 Dec 23 Settled	M & T BK CORP COM CUSIP: 55261F104 / MTB MERRILL LYNCH BROADCORT CAPITAL CORPORATION / .17 OTHER CHARGES: .04 SOLD 34.00 SHARES 12-20-23 AT A PRICE OF \$137.883500 LESS BROKER COMMISSION OF \$.17 AND OTHER CHARGES OF \$.04 MERRILL LYNCH BROADCORT CAPITAL	-34.000 137.883500	4,687.83	0.00	0.00	-3,841.26	846.57	0.00	846.57
15 Dec 23 19 Dec 23 Settled	M D C HLDGS INC COM CUSIP: 552676108 / MDC GOLDMAN, SACHS & CO. / 6.75 OTHER CHARGES: .59 SOLD 1,350.00 SHARES 12-15-23 AT A PRICE OF \$53.836100 LESS BROKER COMMISSION OF \$6.75 AND OTHER CHARGES OF \$.59 GOLDMAN, SACHS & CO.	-1,350.000 53.836100	72,671.40	0.00	0.00	-60,460.29	12,211.11	0.00	12,211.11
20 Dec 23 22 Dec 23 Settled	M D C HLDGS INC COM CUSIP: 552676108 / MDC MERRILL LYNCH BROADCORT CAPITAL CORPORATION / .08 OTHER CHARGES: .01 SOLD 16.00 SHARES 12-20-23 AT A PRICE OF \$53.730000 LESS BROKER COMMISSION OF \$.08 AND OTHER CHARGES OF \$.01 MERRILL LYNCH BROADCORT CAPITAL	-16.000 53.730000	859.59	0.00	0.00	-716.57	143.02	0.00	143.02

Portfolio Statement

1 DEC 23 - 31 DEC 23

Account number XXXXXXXXXX
Account Name *UFCW TRI-STATE - MFS -SL

Investment Transaction Detail

Page 38 of 83

Trade Date Settle Date Trade Status	Security Description	Shares/PAR Price	Principal	Transaction Amount Accrued Interest	Adjustment Amt	Cost	Realized Gain/Loss		Total
	Asset ID / Ticker Broker / Commission Narrative						Market	Translation	
Sales									
Equities									
20 Dec 23 22 Dec 23 Settled	MARATHON PETE CORP COM CUSIP: 56585A102 / MPC MERRILL LYNCH BROADCORT CAPITAL CORPORATION / .03 OTHER CHARGES: .01 SOLD 5.00 SHARES 12-20-23 AT A PRICE OF \$154.710000 LESS BROKER COMMISSION OF \$.03 AND OTHER CHARGES OF \$.01 MERRILL LYNCH BROADCORT CAPITAL	-5.000 154.710000	773.51	0.00	0.00	-531.00	242.51	0.00	242.51
20 Dec 23 22 Dec 23 Settled	MASTERCARD INC CL A CUSIP: 57636Q104 / MA MERRILL LYNCH BROADCORT CAPITAL CORPORATION / .03 OTHER CHARGES: .02 SOLD 5.00 SHARES 12-20-23 AT A PRICE OF \$426.880000 LESS BROKER COMMISSION OF \$.03 AND OTHER CHARGES OF \$.02 MERRILL LYNCH BROADCORT CAPITAL	-5.000 426.880000	2,134.35	0.00	0.00	-1,191.14	943.21	0.00	943.21
20 Dec 23 22 Dec 23 Settled	MCKESSON CORP CUSIP: 58155Q103 / MCK MERRILL LYNCH BROADCORT CAPITAL CORPORATION / .07 OTHER CHARGES: .05 SOLD 13.00 SHARES 12-20-23 AT A PRICE OF \$447.518500 LESS BROKER COMMISSION OF \$.07 AND OTHER CHARGES OF \$.05 MERRILL LYNCH BROADCORT CAPITAL	-13.000 447.518500	5,817.62	0.00	0.00	-2,401.52	3,416.10	0.00	3,416.10
20 Dec 23 22 Dec 23 Settled	MERCK & CO INC NEW COM CUSIP: 58933Y105 / MRK MERRILL LYNCH BROADCORT CAPITAL CORPORATION / .22 OTHER CHARGES: .04 SOLD 43.00 SHARES 12-20-23 AT A PRICE OF \$106.760000 LESS BROKER COMMISSION OF \$.22 AND OTHER CHARGES OF \$.04 MERRILL LYNCH BROADCORT CAPITAL	-43.000 106.760000	4,590.42	0.00	0.00	-3,406.73	1,183.69	0.00	1,183.69

Portfolio Statement

1 DEC 23 - 31 DEC 23

Account number XXXXXXXXXX
Account Name *UFCW TRI-STATE - MFS -SL

Investment Transaction Detail

Page 39 of 83

Trade Date Settle Date Trade Status	Security Description	Shares/PAR Price	Principal	Transaction Amount Accrued Interest	Adjustment Amt	Cost	Realized Gain/Loss		Total
	Asset ID / Ticker Broker / Commission Narrative						Market	Translation	
Sales									
Equities									
15 Dec 23 19 Dec 23 Settled	METLIFE INC COM STK USD0.01 CUSIP: 59156R108 / MET JEFFERIES LLC / 28.35 SOLD 3,780.00 SHARES 12-15-23 AT A PRICE OF \$66.933400 LESS BROKER COMMISSION OF \$28.35 AND OTHER CHARGES OF \$2.03 JEFFERIES LLC	-3,780.000 66.933400	252,977.87	0.00	0.00	-177,189.71	75,788.16	0.00	75,788.16
20 Dec 23 22 Dec 23 Settled	METLIFE INC COM STK USD0.01 CUSIP: 59156R108 / MET MERRILL LYNCH BROADCORT CAPITAL CORPORATION / .15 OTHER CHARGES: .02 SOLD 30.00 SHARES 12-20-23 AT A PRICE OF \$66.075000 LESS BROKER COMMISSION OF \$.15 AND OTHER CHARGES OF \$.02 MERRILL LYNCH BROADCORT CAPITAL	-30.000 66.075000	1,982.08	0.00	0.00	-1,406.27	575.81	0.00	575.81
20 Dec 23 22 Dec 23 Settled	MICROSOFT CORP COM CUSIP: 594918104 / MSFT MERRILL LYNCH BROADCORT CAPITAL CORPORATION / .36 OTHER CHARGES: .21 SOLD 71.00 SHARES 12-20-23 AT A PRICE OF \$374.078400 LESS BROKER COMMISSION OF \$.36 AND OTHER CHARGES OF \$.21 MERRILL LYNCH BROADCORT CAPITAL	-71.000 374.078400	26,559.00	0.00	0.00	-6,833.48	19,725.52	0.00	19,725.52
20 Dec 23 22 Dec 23 Settled	MOTOROLA SOLUTIONS INC CUSIP: 620076307 / MSI MERRILL LYNCH BROADCORT CAPITAL CORPORATION / .01 OTHER CHARGES: .01 SOLD 2.00 SHARES 12-20-23 AT A PRICE OF \$312.900000 LESS BROKER COMMISSION OF \$.01 AND OTHER CHARGES OF \$.01 MERRILL LYNCH BROADCORT CAPITAL	-2.000 312.900000	625.78	0.00	0.00	-551.31	74.47	0.00	74.47

Portfolio Statement

1 DEC 23 - 31 DEC 23

Account number XXXXXXXXXX
Account Name *UFCW TRI-STATE - MFS -SL

Investment Transaction Detail

Page 40 of 83

Trade Date Settle Date Trade Status	Security Description Asset ID / Ticker Broker / Commission Narrative	Shares/PAR Price	Principal	Transaction Amount Accrued Interest	Adjustment Amt	Cost	Realized Gain/Loss		
							Market	Translation	Total
Sales									
Equities									
20 Dec 23 22 Dec 23 Settled	NIKE INC CL B CUSIP: 654106103 / NKE MERRILL LYNCH BRODCORT CAPITAL CORPORATION / .02 OTHER CHARGES: .01 SOLD 4.00 SHARES 12-20-23 AT A PRICE OF \$122.405000 LESS BROKER COMMISSION OF \$.02 AND OTHER CHARGES OF \$.01 MERRILL LYNCH BRODCORT CAPITAL	-4.000 122.405000	489.59	0.00	0.00	-572.21	-82.62	0.00	-82.62
15 Dec 23 19 Dec 23 Settled	NOV INC COM CUSIP: 62955J103 / NOV VIRTU AMERICAS LLC / 4.20 OTHER CHARGES: .13 SOLD 839.00 SHARES 12-15-23 AT A PRICE OF \$19.718700 LESS BROKER COMMISSION OF \$4.20 AND OTHER CHARGES OF \$.13 VIRTU AMERICAS LLC	-839.000 19.718700	16,539.66	0.00	0.00	-14,733.26	1,806.40	0.00	1,806.40
20 Dec 23 22 Dec 23 Settled	NVENT ELECTRIC PLC COM USD0.01 WI CUSIP: G6700G107 / NVT MERRILL LYNCH BRODCORT CAPITAL CORPORATION / .15 OTHER CHARGES: .01 SOLD 30.00 SHARES 12-20-23 AT A PRICE OF \$58.475000 LESS BROKER COMMISSION OF \$.15 AND OTHER CHARGES OF \$.01 MERRILL LYNCH BRODCORT CAPITAL	-30.000 58.475000	1,754.09	0.00	0.00	-1,229.18	524.91	0.00	524.91
20 Dec 23 22 Dec 23 Settled	NVIDIA CORP COM CUSIP: 67066G104 / NVDA MERRILL LYNCH BRODCORT CAPITAL CORPORATION / .14 OTHER CHARGES: .11 SOLD 27.00 SHARES 12-20-23 AT A PRICE OF \$497.129600 LESS BROKER COMMISSION OF \$.14 AND OTHER CHARGES OF \$.11 MERRILL LYNCH BRODCORT CAPITAL	-27.000 497.129600	13,422.25	0.00	0.00	-11,959.66	1,462.59	0.00	1,462.59

Portfolio Statement

1 DEC 23 - 31 DEC 23

Account number XXXXXXXXXX
Account Name *UFCW TRI-STATE - MFS -SL

Investment Transaction Detail

Page 41 of 83

Trade Date Settle Date Trade Status	Security Description Asset ID / Ticker Broker / Commission Narrative	Shares/PAR Price	Principal	Transaction Amount Accrued Interest	Adjustment Amt	Cost	Realized Gain/Loss		
							Market	Translation	Total
Sales									
Equities									
15 Dec 23 19 Dec 23 Settled	NXP SEMICONDUCTORS N V COM STK CUSIP: N6596X109 / NXPI JEFFERIES LLC / 3.60 OTHER CHARGES: .91 SOLD 480.00 SHARES 12-15-23 AT A PRICE OF \$236.938300 LESS BROKER COMMISSION OF \$3.60 AND OTHER CHARGES OF \$.91 JEFFERIES LLC	-480.000 236.938300	113,725.87	0.00	0.00	-94,750.44	18,975.43	0.00	18,975.43
20 Dec 23 22 Dec 23 Settled	NXP SEMICONDUCTORS N V COM STK CUSIP: N6596X109 / NXPI MERRILL LYNCH BROADCORT CAPITAL CORPORATION / .09 OTHER CHARGES: .03 SOLD 17.00 SHARES 12-20-23 AT A PRICE OF \$228.485000 LESS BROKER COMMISSION OF \$.09 AND OTHER CHARGES OF \$.03 MERRILL LYNCH BROADCORT CAPITAL	-17.000 228.485000	3,884.13	0.00	0.00	-3,355.74	528.39	0.00	528.39
20 Dec 23 22 Dec 23 Settled	OMNICOM GROUP INC COM CUSIP: 681919106 / OMC MERRILL LYNCH BROADCORT CAPITAL CORPORATION / .26 OTHER CHARGES: .04 SOLD 52.00 SHARES 12-20-23 AT A PRICE OF \$86.380000 LESS BROKER COMMISSION OF \$.26 AND OTHER CHARGES OF \$.04 MERRILL LYNCH BROADCORT CAPITAL	-52.000 86.380000	4,491.46	0.00	0.00	-4,684.40	-192.94	0.00	-192.94
20 Dec 23 22 Dec 23 Settled	ORGANON & CO COM CUSIP: 68622V106 / OGN MERRILL LYNCH BROADCORT CAPITAL CORPORATION / .73 OTHER CHARGES: .02 SOLD 146.00 SHARES 12-20-23 AT A PRICE OF \$13.395000 LESS BROKER COMMISSION OF \$.73 AND OTHER CHARGES OF \$.02 MERRILL LYNCH BROADCORT CAPITAL	-146.000 13.395000	1,954.92	0.00	0.00	-3,350.91	-1,395.99	0.00	-1,395.99

Portfolio Statement

1 DEC 23 - 31 DEC 23

Account number XXXXXXXXXX
Account Name *UFCW TRI-STATE - MFS -SL

Investment Transaction Detail

Page 42 of 83

Trade Date Settle Date Trade Status	Security Description	Shares/PAR Price	Principal	Transaction Amount Accrued Interest	Adjustment Amt	Cost	Realized Gain/Loss		Total
	Asset ID / Ticker Broker / Commission Narrative						Market	Translation	
Sales									
Equities									
20 Dec 23 22 Dec 23 Settled	OWENS CORNING NEW COM STK CUSIP: 690742101 / OC MERRILL LYNCH BRODCORT CAPITAL CORPORATION / .10 OTHER CHARGES: .02 SOLD 20.00 SHARES 12-20-23 AT A PRICE OF \$150.040000 LESS BROKER COMMISSION OF \$.10 AND OTHER CHARGES OF \$.02 MERRILL LYNCH BRODCORT CAPITAL	-20.000 150.040000	3,000.68	0.00	0.00	-2,277.48	723.20	0.00	723.20
20 Dec 23 22 Dec 23 Settled	PALO ALTO NETWORKS INC COM USD0.0001 CUSIP: 697435105 / PANW MERRILL LYNCH BRODCORT CAPITAL CORPORATION / .06 OTHER CHARGES: .03 SOLD 12.00 SHARES 12-20-23 AT A PRICE OF \$304.518300 LESS BROKER COMMISSION OF \$.06 AND OTHER CHARGES OF \$.03 MERRILL LYNCH BRODCORT CAPITAL	-12.000 304.518300	3,654.13	0.00	0.00	-2,053.89	1,600.24	0.00	1,600.24
20 Dec 23 22 Dec 23 Settled	PEPSICO INC COM CUSIP: 713448108 / PEP MERRILL LYNCH BRODCORT CAPITAL CORPORATION / .08 OTHER CHARGES: .02 SOLD 16.00 SHARES 12-20-23 AT A PRICE OF \$166.730000 LESS BROKER COMMISSION OF \$.08 AND OTHER CHARGES OF \$.02 MERRILL LYNCH BRODCORT CAPITAL	-16.000 166.730000	2,667.58	0.00	0.00	-2,218.96	448.62	0.00	448.62
20 Dec 23 22 Dec 23 Settled	PFIZER INC COM CUSIP: 717081103 / PFE MERRILL LYNCH BRODCORT CAPITAL CORPORATION / .44 OTHER CHARGES: .02 SOLD 88.00 SHARES 12-20-23 AT A PRICE OF \$28.005000 LESS BROKER COMMISSION OF \$.44 AND OTHER CHARGES OF \$.02 MERRILL LYNCH BRODCORT CAPITAL	-88.000 28.005000	2,463.98	0.00	0.00	-3,875.53	-1,411.55	0.00	-1,411.55

Portfolio Statement

1 DEC 23 - 31 DEC 23

Account number XXXXXXXXXX
Account Name *UFCW TRI-STATE - MFS -SL

Investment Transaction Detail

Page 43 of 83

Trade Date Settle Date Trade Status	Security Description	Shares/PAR Price	Principal	Transaction Amount Accrued Interest	Adjustment Amt	Cost	Realized Gain/Loss		Total
	Asset ID / Ticker Broker / Commission Narrative						Market	Translation	
Sales									
Equities									
20 Dec 23 22 Dec 23 Settled	PHILLIPS 66 COM CUSIP: 718546104 / PSX MERRILL LYNCH BROADCORT CAPITAL CORPORATION / .23 OTHER CHARGES: .05 SOLD 45.00 SHARES 12-20-23 AT A PRICE OF \$135.498400 LESS BROKER COMMISSION OF \$.23 AND OTHER CHARGES OF \$.05 MERRILL LYNCH BROADCORT CAPITAL	-45.000 135.498400	6,097.15	0.00	0.00	-4,909.77	1,187.38	0.00	1,187.38
20 Dec 23 22 Dec 23 Settled	PPG IND INC COM CUSIP: 693506107 / PPG MERRILL LYNCH BROADCORT CAPITAL CORPORATION / .07 OTHER CHARGES: .02 SOLD 13.00 SHARES 12-20-23 AT A PRICE OF \$148.690000 LESS BROKER COMMISSION OF \$.07 AND OTHER CHARGES OF \$.02 MERRILL LYNCH BROADCORT CAPITAL	-13.000 148.690000	1,932.88	0.00	0.00	-1,826.12	106.76	0.00	106.76
15 Dec 23 19 Dec 23 Settled	REGAL REXNORD CORPORATION COM STK USD0.01 CUSIP: 758750103 / RRX VIRTU AMERICAS LLC / 1.54 OTHER CHARGES: .37 SOLD 308.00 SHARES 12-15-23 AT A PRICE OF \$149.283700 LESS BROKER COMMISSION OF \$1.54 AND OTHER CHARGES OF \$.37 VIRTU AMERICAS LLC	-308.000 149.283700	45,977.47	0.00	0.00	-50,980.72	-5,003.25	0.00	-5,003.25
20 Dec 23 22 Dec 23 Settled	REINSURANCE GROUP AMER INC COM NEW STK CUSIP: 759351604 / RGA MERRILL LYNCH BROADCORT CAPITAL CORPORATION / .09 OTHER CHARGES: .02 SOLD 18.00 SHARES 12-20-23 AT A PRICE OF \$161.730000 LESS BROKER COMMISSION OF \$.09 AND OTHER CHARGES OF \$.02 MERRILL LYNCH BROADCORT CAPITAL	-18.000 161.730000	2,911.03	0.00	0.00	-2,855.88	55.15	0.00	55.15

Portfolio Statement

1 DEC 23 - 31 DEC 23

Account number XXXXXXXXXX
Account Name *UFCW TRI-STATE - MFS -SL

◆ Investment Transaction Detail

Page 44 of 83

Trade Date Settle Date Trade Status	Security Description	Shares/PAR Price	Principal	Transaction Amount Accrued Interest	Adjustment Amt	Cost	Realized Gain/Loss		Total
	Asset ID / Ticker Broker / Commission Narrative						Market	Translation	
Sales									
Equities									
20 Dec 23 22 Dec 23 Settled	RPM INTL INC CUSIP: 749685103 / RPM MERRILL LYNCH BRODCORT CAPITAL CORPORATION / .12 OTHER CHARGES: .02 SOLD 23.00 SHARES 12-20-23 AT A PRICE OF \$112.508900 LESS BROKER COMMISSION OF \$.12 AND OTHER CHARGES OF \$.02 MERRILL LYNCH BRODCORT CAPITAL	-23.000 112.508900	2,587.56	0.00	0.00	-2,074.10	513.46	0.00	513.46
20 Dec 23 22 Dec 23 Settled	TARGET CORP COM STK CUSIP: 87612E106 / TGT MERRILL LYNCH BRODCORT CAPITAL CORPORATION / .17 OTHER CHARGES: .04 SOLD 33.00 SHARES 12-20-23 AT A PRICE OF \$137.910000 LESS BROKER COMMISSION OF \$.17 AND OTHER CHARGES OF \$.04 MERRILL LYNCH BRODCORT CAPITAL	-33.000 137.910000	4,550.82	0.00	0.00	-3,854.37	696.45	0.00	696.45
20 Dec 23 22 Dec 23 Settled	TE CONNECTIVITY LTD CUSIP: H84989104 / TEL MERRILL LYNCH BRODCORT CAPITAL CORPORATION / .01 OTHER CHARGES: .01 SOLD 2.00 SHARES 12-20-23 AT A PRICE OF \$140.390000 LESS BROKER COMMISSION OF \$.01 AND OTHER CHARGES OF \$.01 MERRILL LYNCH BRODCORT CAPITAL	-2.000 140.390000	280.76	0.00	0.00	-262.66	18.10	0.00	18.10
20 Dec 23 22 Dec 23 Settled	TESLA INC COM USD0.001 CUSIP: 88160R101 / TSLA MERRILL LYNCH BRODCORT CAPITAL CORPORATION / .05 OTHER CHARGES: .02 SOLD 10.00 SHARES 12-20-23 AT A PRICE OF \$258.435000 LESS BROKER COMMISSION OF \$.05 AND OTHER CHARGES OF \$.02 MERRILL LYNCH BRODCORT CAPITAL	-10.000 258.435000	2,584.28	0.00	0.00	-2,748.04	-163.76	0.00	-163.76

Portfolio Statement

1 DEC 23 - 31 DEC 23

Account number XXXXXXXXXX
Account Name *UFCW TRI-STATE - MFS -SL

Investment Transaction Detail

Page 45 of 83

Trade Date Settle Date Trade Status	Security Description Asset ID / Ticker Broker / Commission Narrative	Shares/PAR Price	Principal	Transaction Amount Accrued Interest	Adjustment Amt	Cost	Realized Gain/Loss		
							Market	Translation	Total
Sales									
Equities									
20 Dec 23 22 Dec 23 Settled	TEXTRON INC COM CUSIP: 883203101 / TXT MERRILL LYNCH BROADCORT CAPITAL CORPORATION / .14 OTHER CHARGES: .02 SOLD 27.00 SHARES 12-20-23 AT A PRICE OF \$79.835000 LESS BROKER COMMISSION OF \$.14 AND OTHER CHARGES OF \$.02 MERRILL LYNCH BROADCORT CAPITAL	-27.000 79.835000	2,155.39	0.00	0.00	-1,825.46	329.93	0.00	329.93
20 Dec 23 22 Dec 23 Settled	THE CIGNA GROUP CUSIP: 125523100 / CI MERRILL LYNCH BROADCORT CAPITAL CORPORATION / .10 OTHER CHARGES: .05 SOLD 20.00 SHARES 12-20-23 AT A PRICE OF \$296.425000 LESS BROKER COMMISSION OF \$.10 AND OTHER CHARGES OF \$.05 MERRILL LYNCH BROADCORT CAPITAL	-20.000 296.425000	5,928.35	0.00	0.00	-4,660.24	1,268.11	0.00	1,268.11
15 Dec 23 19 Dec 23 Settled	TIMKEN CO COM CUSIP: 887389104 / TKR J.P. MORGAN SECURITIES LLC/JPMC / 1.97 OTHER CHARGES: .26 SOLD 394.00 SHARES 12-15-23 AT A PRICE OF \$80.832300 LESS BROKER COMMISSION OF \$1.97 AND OTHER CHARGES OF \$.26 J.P. MORGAN SECURITIES LLC/JPMC	-394.000 80.832300	31,845.70	0.00	0.00	-28,164.53	3,681.17	0.00	3,681.17
20 Dec 23 22 Dec 23 Settled	TJX COS INC COM NEW CUSIP: 872540109 / TJX MERRILL LYNCH BROADCORT CAPITAL CORPORATION / .09 OTHER CHARGES: .01 SOLD 17.00 SHARES 12-20-23 AT A PRICE OF \$90.895000 LESS BROKER COMMISSION OF \$.09 AND OTHER CHARGES OF \$.01 MERRILL LYNCH BROADCORT CAPITAL	-17.000 90.895000	1,545.12	0.00	0.00	-1,500.61	44.51	0.00	44.51

Portfolio Statement

1 DEC 23 - 31 DEC 23

Account number XXXXXXXXXX
Account Name *UFCW TRI-STATE - MFS -SL

◆ Investment Transaction Detail

Page 46 of 83

Trade Date Settle Date Trade Status	Security Description	Shares/PAR Price	Principal	Transaction Amount Accrued Interest	Adjustment Amt	Cost	Realized Gain/Loss		Total
	Asset ID / Ticker Broker / Commission Narrative						Market	Translation	
Sales									
Equities									
20 Dec 23 22 Dec 23 Settled	UGI CORP NEW COM CUSIP: 902681105 / UGI MERRILL LYNCH BROADCORT CAPITAL CORPORATION / .30 OTHER CHARGES: .01 SOLD 60.00 SHARES 12-20-23 AT A PRICE OF \$23.275000 LESS BROKER COMMISSION OF \$.30 AND OTHER CHARGES OF \$.01 MERRILL LYNCH BROADCORT CAPITAL	-60.000 23.275000	1,396.19	0.00	0.00	-2,001.29	-605.10	0.00	-605.10
20 Dec 23 22 Dec 23 Settled	VALERO ENERGY CORP COM STK NEW CUSIP: 91913Y100 / VLO MERRILL LYNCH BROADCORT CAPITAL CORPORATION / .22 OTHER CHARGES: .05 SOLD 43.00 SHARES 12-20-23 AT A PRICE OF \$135.655000 LESS BROKER COMMISSION OF \$.22 AND OTHER CHARGES OF \$.05 MERRILL LYNCH BROADCORT CAPITAL	-43.000 135.655000	5,832.90	0.00	0.00	-3,648.56	2,184.34	0.00	2,184.34
20 Dec 23 22 Dec 23 Settled	VEEVA SYS INC CL A COM CL A COM CUSIP: 922475108 / VEEV MERRILL LYNCH BROADCORT CAPITAL CORPORATION / .03 OTHER CHARGES: .01 SOLD 6.00 SHARES 12-20-23 AT A PRICE OF \$181.910000 LESS BROKER COMMISSION OF \$.03 AND OTHER CHARGES OF \$.01 MERRILL LYNCH BROADCORT CAPITAL	-6.000 181.910000	1,091.42	0.00	0.00	-989.13	102.29	0.00	102.29
20 Dec 23 22 Dec 23 Settled	VERISK ANALYTICS INC COM USD0.001 CUSIP: 92345Y106 / VRSK MERRILL LYNCH BROADCORT CAPITAL CORPORATION / .12 OTHER CHARGES: .04 SOLD 23.00 SHARES 12-20-23 AT A PRICE OF \$235.900000 LESS BROKER COMMISSION OF \$.12 AND OTHER CHARGES OF \$.04 MERRILL LYNCH BROADCORT CAPITAL	-23.000 235.900000	5,425.54	0.00	0.00	-5,389.66	35.88	0.00	35.88

Portfolio Statement

1 DEC 23 - 31 DEC 23

Account number XXXXXXXXXX
Account Name *UFCW TRI-STATE - MFS -SL

Investment Transaction Detail

Page 47 of 83

Trade Date Settle Date Trade Status	Security Description Asset ID / Ticker Broker / Commission Narrative	Shares/PAR Price	Principal	Transaction Amount Accrued Interest	Adjustment Amt	Cost	Realized Gain/Loss			
	Market						Translation	Total		
Sales										
Equities										
20 Dec 23 22 Dec 23 Settled	VERTEX PHARMACEUTICALS INC COM CUSIP: 92532F100 / VRTX MERRILL LYNCH BROADCORT CAPITAL CORPORATION / .07 OTHER CHARGES: .05 SOLD 14.00 SHARES 12-20-23 AT A PRICE OF \$404.470000 LESS BROKER COMMISSION OF \$.07 AND OTHER CHARGES OF \$.05 MERRILL LYNCH BROADCORT CAPITAL	-14.000 404.470000	5,662.46	0.00	0.00	-2,936.72	2,725.74	0.00	2,725.74	
20 Dec 23 22 Dec 23 Settled	VISA INC COM CL A STK CUSIP: 92826C839 / V MERRILL LYNCH BROADCORT CAPITAL CORPORATION / .10 OTHER CHARGES: .04 SOLD 19.00 SHARES 12-20-23 AT A PRICE OF \$260.395000 LESS BROKER COMMISSION OF \$.10 AND OTHER CHARGES OF \$.04 MERRILL LYNCH BROADCORT CAPITAL	-19.000 260.395000	4,947.37	0.00	0.00	-3,978.64	968.73	0.00	968.73	
15 Dec 23 19 Dec 23 Settled	WALMART INC COM CUSIP: 931142103 / WMT BMO CAPITAL MARKETS CORP. / 3.42 OTHER CHARGES: .56 SOLD 455.00 SHARES 12-15-23 AT A PRICE OF \$151.968100 LESS BROKER COMMISSION OF \$3.42 AND OTHER CHARGES OF \$.56 BMO CAPITAL MARKETS CORP.	-455.000 151.968100	69,141.51	0.00	0.00	-59,260.97	9,880.54	0.00	9,880.54	
20 Dec 23 22 Dec 23 Settled	WEX INC COM CUSIP: 96208T104 / WEX MERRILL LYNCH BROADCORT CAPITAL CORPORATION / .02 OTHER CHARGES: .01 SOLD 4.00 SHARES 12-20-23 AT A PRICE OF \$193.105000 LESS BROKER COMMISSION OF \$.02 AND OTHER CHARGES OF \$.01 MERRILL LYNCH BROADCORT CAPITAL	-4.000 193.105000	772.39	0.00	0.00	-672.38	100.01	0.00	100.01	
Total United States - USD			1,154,548.72	0.00	0.00	-881,148.05	273,400.67	0.00	273,400.67	
Total common stock			1,154,548.72	0.00	0.00	-881,148.05	273,400.67	0.00	273,400.67	

Portfolio Statement

1 DEC 23 - 31 DEC 23

Account number XXXXXXXXXX
Account Name *UFCW TRI-STATE - MFS -SL

Investment Transaction Detail

Page 48 of 83

Trade Date Settle Date Trade Status	Security Description Asset ID / Ticker Broker / Commission Narrative	Shares/PAR Price	Principal	Transaction Amount Accrued Interest	Adjustment Amt	Cost	Realized Gain/Loss		Total
							Market	Translation	
Sales									
Equities									
Total equities			1,154,548.72	0.00	0.00	-881,148.05	273,400.67	0.00	273,400.67
Cash and Cash Equivalents									
Funds - short term investment									
United States - USD									
19 Dec 23 19 Dec 23 Settled	NT COLLECTIVE SHORT TERM INVT FD CUSIP: 66586U452 / Sold 5,198.090 Units 19-Dec-2023 at a price of 1.00 Net	-5,198.090 1.000000	5,198.09	0.00	0.00	-5,198.09	0.00	0.00	0.00
22 Dec 23 22 Dec 23 Settled	NT COLLECTIVE SHORT TERM INVT FD CUSIP: 66586U452 / Sold 27,068.070 Units 22-Dec-2023 at a price of 1.00 Net	-27,068.070 1.000000	27,068.07	0.00	0.00	-27,068.07	0.00	0.00	0.00
Total United States - USD			32,266.16	0.00	0.00	-32,266.16	0.00	0.00	0.00
Total funds - short term investment			32,266.16	0.00	0.00	-32,266.16	0.00	0.00	0.00
Total cash and cash equivalents			32,266.16	0.00	0.00	-32,266.16	0.00	0.00	0.00
Total sales			-45,576.16	1,186,814.88	0.00	0.00	-913,414.21	273,400.67	273,400.67
Total transactions			333,086.10	0.00	0.00	-59,685.43	273,400.67	0.00	273,400.67

Portfolio Statement

31 DEC 23

Account Name *UFCW TRI-STATE - MFS Account number [REDACTED] -SL

◆ Pending Tran Detail w/Accrued Interest

Page 49 of 83

			<u>Security description</u>		<u>Cost/Market</u>	<u>Accrued Interest</u>	<u>Total</u>
<u>Trade date/</u>			<u>Asset Id</u>		<u>Local Proceeds</u>	<u>Local</u>	<u>Local Proceeds</u>
<u>Settle date</u>	Country	Trade Status	<u>Trade Expenses</u>		<u>Base Proceeds</u>	<u>Base</u>	<u>Base Proceeds</u>
				Shares/PAR	<u>Base Market</u>	<u>Market</u>	<u>Base Market</u>

NO DATA TO REPORT

Portfolio Statement

1 DEC 23 - 31 DEC 23

Account number XXXXXXXXXX
Account Name *UFCW TRI-STATE - MFS -SL

◆ Income & Expense Summary

Page 50 of 83

Type	Receivables last period	Receivables this period	Amount received	Tax recoverable last period	Tax recoverable this period	Tax reclaims received	Accrual receipts/ deliveries	Earned income
<i>Income</i>								
Equities								
Common stock	41,082.38	18,875.13	41,156.87	0.00	0.00	0.00	0.00	18,949.62
Total equities	41,082.38	18,875.13	41,156.87	0.00	0.00	0.00	0.00	18,949.62
Cash and cash equivalents								
Funds - short term investment	500.16	546.79	513.87	0.00	0.00	0.00	0.00	560.50
Total cash and cash equivalents	500.16	546.79	513.87	0.00	0.00	0.00	0.00	560.50
Securities lending								
	0.00	0.00	427.89	0.00	0.00	0.00	0.00	427.89
Total securities lending	0.00	0.00	427.89	0.00	0.00	0.00	0.00	427.89
Total income	41,582.54	19,421.92	42,098.63	0.00	0.00	0.00	0.00	19,938.01
Type	Payables last period	Payables this period	Amount paid	Tax recoverable last period	Tax recoverable this period	Tax reclaims received	Accrual receipts/ deliveries	Expenses recognized
<i>Expense</i>								
Cash and cash equivalents								
Funds - short term investment	0.00	0.00	- 13.71	0.00	0.00	0.00	0.00	- 13.71
Total cash and cash equivalents	0.00	0.00	- 13.71	0.00	0.00	0.00	0.00	- 13.71
Expenses								
Securities lending fees	0.00	0.00	- 171.02	0.00	0.00	0.00	0.00	- 171.02
Total expenses	0.00	0.00	- 171.02	0.00	0.00	0.00	0.00	- 171.02
Total expense	0.00	0.00	- 184.73	0.00	0.00	0.00	0.00	- 184.73
Net income & expenses	41,582.54	19,421.92	41,913.90	0.00	0.00	0.00	0.00	19,753.28

Portfolio Statement

1 DEC 23 - 31 DEC 23

Account number XXXXXXXXXX
Account Name *UFCW TRI-STATE - MFS -SL

◆ Income & Expense Detail - Base Currency

Page 51 of 83

Description Asset ID/Dates	Rate Shares/PAR	Gross Amount	Tax Recoverable	Tax Withheld	Tax Credit	Net Amount	Transaction Type
<i>Income</i>							
Equities							
Common Stock							
United States - USD							
AGCO CORP COM	.2900 580.000	168.20	0.00	0.00	0.00	168.20	Receivable last period
CUSIP: 001084102 Ex date: 14 NOV 23 / Pay date: 15 DEC 23							
APPLIED MATERIALS INC COM	.3200 2,941.000	941.12	0.00	0.00	0.00	941.12	Receivable last period
CUSIP: 038222105 Ex date: 22 NOV 23 / Pay date: 14 DEC 23							
ARCHER-DANIELS-MIDLAND CO COM	.4500 4,212.000	1,895.40	0.00	0.00	0.00	1,895.40	Receivable last period
CUSIP: 039483102 Ex date: 14 NOV 23 / Pay date: 06 DEC 23							
BOISE CASCADE CO COM	5.2000 298.000	1,549.60	0.00	0.00	0.00	1,549.60	Receivable last period
CUSIP: 09739D100 Ex date: 30 NOV 23 / Pay date: 15 DEC 23							
CHEMOURS CO COM	.2500 9,078.000	2,269.50	0.00	0.00	0.00	2,269.50	Receivable last period
CUSIP: 163851108 Ex date: 14 NOV 23 / Pay date: 15 DEC 23							
CORNING INC COM	.2800 630.000	176.40	0.00	0.00	0.00	176.40	Receivable last period
CUSIP: 219350105 Ex date: 16 NOV 23 / Pay date: 15 DEC 23							
CSX CORP COM STK	.1100 6,723.000	739.53	0.00	0.00	0.00	739.53	Receivable last period
CUSIP: 126408103 Ex date: 29 NOV 23 / Pay date: 15 DEC 23							
ELECTR ARTS COM	.1900 371.000	70.49	0.00	0.00	0.00	70.49	Receivable last period
CUSIP: 285512109 Ex date: 28 NOV 23 / Pay date: 20 DEC 23							
ELI LILLY & CO COM	1.1300 270.000	305.10	0.00	0.00	0.00	305.10	Receivable last period
CUSIP: 532457108 Ex date: 14 NOV 23 / Pay date: 08 DEC 23							
EQUITABLE HLDGS INC COM	.2200 10,913.000	2,400.86	0.00	0.00	0.00	2,400.86	Receivable last period
CUSIP: 29452E101 Ex date: 24 NOV 23 / Pay date: 04 DEC 23							

Portfolio Statement

1 DEC 23 - 31 DEC 23

Account number XXXXXXXXXX
Account Name *UFCW TRI-STATE - MFS -SL

◆ Income & Expense Detail - Base Currency

Page 52 of 83

Description Asset ID/Dates	Rate Shares/PAR	Gross Amount	Tax Recoverable	Tax Withheld	Tax Credit	Net Amount	Transaction Type
<i>Income</i>							
Equities							
Common Stock							
EVERGY INC COM NPV CUSIP: 30034W106 Ex date: 21 NOV 23 / Pay date: 20 DEC 23	.6425 650.000	417.62	0.00	0.00	0.00	417.62	Receivable last period
EXELON CORP COM CUSIP: 30161N101 Ex date: 14 NOV 23 / Pay date: 08 DEC 23	.3600 3,447.000	1,240.92	0.00	0.00	0.00	1,240.92	Receivable last period
HARTFORD FINL SVCS GROUP INC COM CUSIP: 416515104 Ex date: 30 NOV 23 / Pay date: 03 JAN 24	.4700 3,137.000	1,474.39	0.00	0.00	0.00	1,474.39	Receivable last period
HOME DEPOT INC COM CUSIP: 437076102 Ex date: 29 NOV 23 / Pay date: 14 DEC 23	2.0900 766.000	1,600.94	0.00	0.00	0.00	1,600.94	Receivable last period
INGERSOLL RAND INC COM CUSIP: 45687V106 Ex date: 17 NOV 23 / Pay date: 14 DEC 23	.0200 1,297.000	25.94	0.00	0.00	0.00	25.94	Receivable last period
JOHNSON & JOHNSON COM USD1 CUSIP: 478160104 Ex date: 20 NOV 23 / Pay date: 05 DEC 23	1.1900 1,170.000	1,392.30	0.00	0.00	0.00	1,392.30	Receivable last period
M & T BK CORP COM CUSIP: 55261F104 Ex date: 30 NOV 23 / Pay date: 29 DEC 23	1.3000 2,031.000	2,640.30	0.00	0.00	0.00	2,640.30	Receivable last period
MARATHON PETE CORP COM CUSIP: 56585A102 Ex date: 15 NOV 23 / Pay date: 11 DEC 23	.8250 322.000	265.65	0.00	0.00	0.00	265.65	Receivable last period
MCKESSON CORP CUSIP: 58155Q103 Ex date: 30 NOV 23 / Pay date: 02 JAN 24	.6200 674.000	417.88	0.00	0.00	0.00	417.88	Receivable last period
METLIFE INC COM STK USD0.01 CUSIP: 59156R108 Ex date: 08 NOV 23 / Pay date: 14 DEC 23	.5200 5,700.000	2,964.00	0.00	0.00	0.00	2,964.00	Receivable last period
MICROSOFT CORP COM CUSIP: 594918104 Ex date: 15 NOV 23 / Pay date: 14 DEC 23	.7500 4,333.000	3,249.75	0.00	0.00	0.00	3,249.75	Receivable last period

Portfolio Statement

1 DEC 23 - 31 DEC 23

Account number XXXXXXXXXX
Account Name *UFCW TRI-STATE - MFS -SL

◆ Income & Expense Detail - Base Currency

Page 53 of 83

Description Asset ID/Dates	Rate Shares/PAR	Gross Amount	Tax Recoverable	Tax Withheld	Tax Credit	Net Amount	Transaction Type
<i>Income</i>							
Equities							
Common Stock							
ORGANON & CO COM	.2800 8,915.000	2,496.20	0.00	0.00	0.00	2,496.20	Receivable last period
CUSIP: 68622V106 Ex date: 10 NOV 23 / Pay date: 14 DEC 23							
PEPSICO INC COM	1.2650 961.000	1,215.66	0.00	0.00	0.00	1,215.66	Receivable last period
CUSIP: 713448108 Ex date: 30 NOV 23 / Pay date: 05 JAN 24							
PFIZER INC COM	.4100 5,352.000	2,194.32	0.00	0.00	0.00	2,194.32	Receivable last period
CUSIP: 717081103 Ex date: 09 NOV 23 / Pay date: 04 DEC 23							
PHILLIPS 66 COM	1.0500 2,759.000	2,896.95	0.00	0.00	0.00	2,896.95	Receivable last period
CUSIP: 718546104 Ex date: 16 NOV 23 / Pay date: 01 DEC 23							
PPG IND INC COM	.6500 784.000	509.60	0.00	0.00	0.00	509.60	Receivable last period
CUSIP: 693506107 Ex date: 09 NOV 23 / Pay date: 12 DEC 23							
TARGET CORP COM STK	1.1000 1,993.000	2,192.30	0.00	0.00	0.00	2,192.30	Receivable last period
CUSIP: 87612E106 Ex date: 14 NOV 23 / Pay date: 10 DEC 23							
TE CONNECTIVITY LTD	.5900 124.000	73.16	0.00	0.00	0.00	73.16	Receivable last period
CUSIP: H84989104 Ex date: 16 NOV 23 / Pay date: 01 DEC 23							
VALERO ENERGY CORP COM STK NEW	1.0200 2,655.000	2,708.10	0.00	0.00	0.00	2,708.10	Receivable last period
CUSIP: 91913Y100 Ex date: 16 NOV 23 / Pay date: 20 DEC 23							
VISA INC COM CL A STK	.5200 1,135.000	590.20	0.00	0.00	0.00	590.20	Receivable last period
CUSIP: 92826C839 Ex date: 08 NOV 23 / Pay date: 01 DEC 23							
CARDINAL HLTH INC	.5006 431.000	215.75	0.00	0.00	0.00	215.75	Receivable this period
CUSIP: 14149Y108 Ex date: 29 DEC 23 / Pay date: 15 JAN 24							
DTE ENERGY CO COM	1.0200 214.000	218.28	0.00	0.00	0.00	218.28	Receivable this period
CUSIP: 233331107 Ex date: 15 DEC 23 / Pay date: 15 JAN 24							

Portfolio Statement

1 DEC 23 - 31 DEC 23

Account number XXXXXXXXXX
Account Name *UFCW TRI-STATE - MFS -SL

◆ Income & Expense Detail - Base Currency

Page 54 of 83

Description Asset ID/Dates	Rate Shares/PAR	Gross Amount	Tax Recoverable	Tax Withheld	Tax Credit	Net Amount	Transaction Type
<i>Income</i>							
Equities							
Common Stock							
EDISON INTL COM	.7800 4,442.000	3,464.76	0.00	0.00	0.00	3,464.76	Receivable this period
CUSIP: 281020107 Ex date: 28 DEC 23 / Pay date: 31 JAN 24							
HARTFORD FINL SVCS GROUP INC COM	.4700 3,137.000	1,474.39	0.00	0.00	0.00	1,474.39	Receivable this period
CUSIP: 416515104 Ex date: 30 NOV 23 / Pay date: 03 JAN 24							
HUMANA INC COM	.8850 297.000	262.84	0.00	0.00	0.00	262.84	Receivable this period
CUSIP: 444859102 Ex date: 28 DEC 23 / Pay date: 26 JAN 24							
KIMBERLY-CLARK CORP COM	1.1800 2,506.000	2,957.08	0.00	0.00	0.00	2,957.08	Receivable this period
CUSIP: 494368103 Ex date: 07 DEC 23 / Pay date: 03 JAN 24							
LAM RESH CORP COM	2.0000 577.000	1,154.00	0.00	0.00	0.00	1,154.00	Receivable this period
CUSIP: 512807108 Ex date: 12 DEC 23 / Pay date: 03 JAN 24							
MCKESSON CORP	.6200 674.000	417.88	0.00	0.00	0.00	417.88	Receivable this period
CUSIP: 58155Q103 Ex date: 30 NOV 23 / Pay date: 02 JAN 24							
MERCK & CO INC NEW COM	.7700 2,561.000	1,971.97	0.00	0.00	0.00	1,971.97	Receivable this period
CUSIP: 58933Y105 Ex date: 14 DEC 23 / Pay date: 08 JAN 24							
MOTOROLA SOLUTIONS INC	.9800 128.000	125.44	0.00	0.00	0.00	125.44	Receivable this period
CUSIP: 620076307 Ex date: 14 DEC 23 / Pay date: 12 JAN 24							
NIKE INC CL B	.3700 255.000	94.35	0.00	0.00	0.00	94.35	Receivable this period
CUSIP: 654106103 Ex date: 01 DEC 23 / Pay date: 02 JAN 24							
NXP SEMICONDUCTORS N V COM STK	1.0140 1,499.000	1,519.98	0.00	0.00	0.00	1,519.98	Receivable this period
CUSIP: N6596X109 Ex date: 12 DEC 23 / Pay date: 05 JAN 24							
OMNICOM GROUP INC COM	.7000 3,048.000	2,133.60	0.00	0.00	0.00	2,133.60	Receivable this period
CUSIP: 681919106 Ex date: 21 DEC 23 / Pay date: 12 JAN 24							

Portfolio Statement

1 DEC 23 - 31 DEC 23

Account number XXXXXXXXXX
Account Name *UFCW TRI-STATE - MFS -SL

◆ Income & Expense Detail - Base Currency

Page 55 of 83

Description Asset ID/Dates	Rate Shares/PAR	Gross Amount	Tax Recoverable	Tax Withheld	Tax Credit	Net Amount	Transaction Type
<i>Income</i>							
Equities							
Common Stock							
PEPSICO INC COM CUSIP: 713448108 Ex date: 30 NOV 23 / Pay date: 05 JAN 24	1.2650 961.000	1,215.66	0.00	0.00	0.00	1,215.66	Receivable this period
TEXTRON INC COM CUSIP: 883203101 Ex date: 14 DEC 23 / Pay date: 01 JAN 24	.0200 1,615.000	32.30	0.00	0.00	0.00	32.30	Receivable this period
UGI CORP NEW COM CUSIP: 902681105 Ex date: 14 DEC 23 / Pay date: 01 JAN 24	.3750 3,620.000	1,357.50	0.00	0.00	0.00	1,357.50	Receivable this period
WALMART INC COM CUSIP: 931142103 Ex date: 07 DEC 23 / Pay date: 02 JAN 24	.5700 455.000	259.35	0.00	0.00	0.00	259.35	Receivable this period
AGCO CORP COM CUSIP: 001084102 Ex date: 14 NOV 23 / Pay date: 15 DEC 23	.2900 580.000	168.20	0.00	0.00	0.00	168.20	Received this period
APPLIED MATERIALS INC COM CUSIP: 038222105 Ex date: 22 NOV 23 / Pay date: 14 DEC 23	.3200 2,941.000	941.12	0.00	0.00	0.00	941.12	Received this period
ARCHER-DANIELS-MIDLAND CO COM CUSIP: 039483102 Ex date: 14 NOV 23 / Pay date: 06 DEC 23	.4500 4,212.000	1,895.40	0.00	0.00	0.00	1,895.40	Received this period
BOISE CASCADE CO COM CUSIP: 09739D100 Ex date: 30 NOV 23 / Pay date: 15 DEC 23	.2000 298.000	1,490.00	0.00	0.00	0.00	1,490.00	Received this period
BOISE CASCADE CO COM CUSIP: 09739D100 Ex date: 30 NOV 23 / Pay date: 15 DEC 23	.2000 298.000	59.60	0.00	0.00	0.00	59.60	Received this period
CHEMOURS CO COM CUSIP: 163851108 Ex date: 14 NOV 23 / Pay date: 15 DEC 23	.2500 9,078.000	2,269.50	0.00	0.00	0.00	2,269.50	Received this period
CORNING INC COM CUSIP: 219350105 Ex date: 16 NOV 23 / Pay date: 15 DEC 23	.2800 630.000	176.40	0.00	0.00	0.00	176.40	Received this period

Portfolio Statement

1 DEC 23 - 31 DEC 23

Account number XXXXXXXXXX
Account Name *UFCW TRI-STATE - MFS -SL

◆ Income & Expense Detail - Base Currency

Page 56 of 83

Description Asset ID/Dates	Rate Shares/PAR	Gross Amount	Tax Recoverable	Tax Withheld	Tax Credit	Net Amount	Transaction Type
<i>Income</i>							
Equities							
Common Stock							
CSX CORP COM STK CUSIP: 126408103 Ex date: 29 NOV 23 / Pay date: 15 DEC 23	.1100 6,723.000	739.53	0.00	0.00	0.00	739.53	Received this period
ELECTR ARTS COM CUSIP: 285512109 Ex date: 28 NOV 23 / Pay date: 20 DEC 23	.1900 371.000	70.49	0.00	0.00	0.00	70.49	Received this period
ELI LILLY & CO COM CUSIP: 532457108 Ex date: 14 NOV 23 / Pay date: 08 DEC 23	1.1300 270.000	305.10	0.00	0.00	0.00	305.10	Received this period
EOG RESOURCES INC COM CUSIP: 26875P101 Ex date: 14 DEC 23 / Pay date: 29 DEC 23	1.5000 794.000	1,191.00	0.00	0.00	0.00	1,191.00	Received this period
EQUITABLE HLDGS INC COM CUSIP: 29452E101 Ex date: 24 NOV 23 / Pay date: 04 DEC 23	.2200 10,913.000	2,400.86	0.00	0.00	0.00	2,400.86	Received this period
EVERGY INC COM NPV CUSIP: 30034W106 Ex date: 21 NOV 23 / Pay date: 20 DEC 23	.6425 650.000	417.63	0.00	0.00	0.00	417.63	Received this period
EXELON CORP COM CUSIP: 30161N101 Ex date: 14 NOV 23 / Pay date: 08 DEC 23	.3600 3,447.000	1,240.92	0.00	0.00	0.00	1,240.92	Received this period
HOME DEPOT INC COM CUSIP: 437076102 Ex date: 29 NOV 23 / Pay date: 14 DEC 23	2.0900 766.000	1,600.94	0.00	0.00	0.00	1,600.94	Received this period
INGERSOLL RAND INC COM CUSIP: 45687V106 Ex date: 17 NOV 23 / Pay date: 14 DEC 23	.0200 1,297.000	25.94	0.00	0.00	0.00	25.94	Received this period
JOHNSON & JOHNSON COM USD1 CUSIP: 478160104 Ex date: 20 NOV 23 / Pay date: 05 DEC 23	1.1900 1,170.000	1,392.30	0.00	0.00	0.00	1,392.30	Received this period
M & T BK CORP COM CUSIP: 55261F104 Ex date: 30 NOV 23 / Pay date: 29 DEC 23	1.3000 2,031.000	2,640.30	0.00	0.00	0.00	2,640.30	Received this period

Portfolio Statement

1 DEC 23 - 31 DEC 23

Account number XXXXXXXXXX
Account Name *UFCW TRI-STATE - MFS -SL

◆ Income & Expense Detail - Base Currency

Page 57 of 83

Description Asset ID/Dates	Rate Shares/PAR	Gross Amount	Tax Recoverable	Tax Withheld	Tax Credit	Net Amount	Transaction Type
<i>Income</i>							
Equities							
Common Stock							
MARATHON PETE CORP COM CUSIP: 56585A102 Ex date: 15 NOV 23 / Pay date: 11 DEC 23	.8250 322.000	265.65	0.00	0.00	0.00	265.65	Received this period
METLIFE INC COM STK USD0.01 CUSIP: 59156R108 Ex date: 08 NOV 23 / Pay date: 14 DEC 23	.5200 5,700.000	2,964.00	0.00	0.00	0.00	2,964.00	Received this period
MICROSOFT CORP COM CUSIP: 594918104 Ex date: 15 NOV 23 / Pay date: 14 DEC 23	.7500 4,333.000	3,249.75	0.00	0.00	0.00	3,249.75	Received this period
NOV INC COM CUSIP: 62955J103 Ex date: 07 DEC 23 / Pay date: 22 DEC 23	.0500 839.000	41.95	0.00	0.00	0.00	41.95	Received this period
NVIDIA CORP COM CUSIP: 67066G104 Ex date: 05 DEC 23 / Pay date: 28 DEC 23	.0400 1,417.000	56.68	0.00	0.00	0.00	56.68	Received this period
ORGANON & CO COM CUSIP: 68622V106 Ex date: 10 NOV 23 / Pay date: 14 DEC 23	.2800 8,915.000	2,496.20	0.00	0.00	0.00	2,496.20	Received this period
PFIZER INC COM CUSIP: 717081103 Ex date: 09 NOV 23 / Pay date: 04 DEC 23	.4100 5,352.000	2,194.32	0.00	0.00	0.00	2,194.32	Received this period
PHILLIPS 66 COM CUSIP: 718546104 Ex date: 16 NOV 23 / Pay date: 01 DEC 23	1.0500 2,759.000	2,896.95	0.00	0.00	0.00	2,896.95	Received this period
PPG IND INC COM CUSIP: 693506107 Ex date: 09 NOV 23 / Pay date: 12 DEC 23	.6500 784.000	509.60	0.00	0.00	0.00	509.60	Received this period
TARGET CORP COM STK CUSIP: 87612E106 Ex date: 14 NOV 23 / Pay date: 11 DEC 23	1.1000 1,993.000	2,192.30	0.00	0.00	0.00	2,192.30	Received this period
TE CONNECTIVITY LTD CUSIP: H84989104 Ex date: 16 NOV 23 / Pay date: 01 DEC 23	.5900 124.000	73.16	0.00	0.00	0.00	73.16	Received this period

Portfolio Statement

1 DEC 23 - 31 DEC 23

Account number XXXXXXXXXX
Account Name *UFCW TRI-STATE - MFS -SL

◆ Income & Expense Detail - Base Currency

Page 58 of 83

Description Asset ID/Dates	Rate Shares/PAR	Gross Amount	Tax Recoverable	Tax Withheld	Tax Credit	Net Amount	Transaction Type
Income							
Equities							
Common Stock							
THE CIGNA GROUP	1.2300	1,463.70	0.00	0.00	0.00	1,463.70	Received this period
CUSIP: 125523100 Ex date: 05 DEC 23 / Pay date: 21 DEC 23	1,190.000						
VALERO ENERGY CORP COM STK NEW	1.0200	2,708.10	0.00	0.00	0.00	2,708.10	Received this period
CUSIP: 91913Y100 Ex date: 16 NOV 23 / Pay date: 20 DEC 23	2,655.000						
VERISK ANALYTICS INC COM USD0.001	.3400	429.08	0.00	0.00	0.00	429.08	Received this period
CUSIP: 92345Y106 Ex date: 14 DEC 23 / Pay date: 29 DEC 23	1,262.000						
VISA INC COM CL A STK	.5200	590.20	0.00	0.00	0.00	590.20	Received this period
CUSIP: 92826C839 Ex date: 08 NOV 23 / Pay date: 01 DEC 23	1,135.000						
Total Common Stock		41,082.38	0.00	0.00	0.00	41,082.38	Receivable last period
		18,875.13	0.00	0.00	0.00	18,875.13	Receivable this period
		41,156.87	0.00	0.00	0.00	41,156.87	Received this period
		0.00	0.00	0.00	0.00	0.00	Income received from prior
		0.00	0.00	0.00	0.00	0.00	Broker commissions recaptured
		0.00	0.00	0.00	0.00	0.00	Tax recoverable last period
		0.00	0.00	0.00	0.00	0.00	Tax recoverable this period
		0.00	0.00	0.00	0.00	0.00	Tax reclaims received
		0.00	0.00	0.00	0.00	0.00	Income purchased this period
		0.00	0.00	0.00	0.00	0.00	Income sold this period
		0.00	0.00	0.00	0.00	0.00	Tax recoverable received this period
		0.00	0.00	0.00	0.00	0.00	Tax recoverable delivered this period
		0.00	0.00	0.00	0.00	0.00	Accrued income received this period
		0.00	0.00	0.00	0.00	0.00	Accrued income delivered this period
		18,949.62	0.00	0.00	0.00	18,949.62	Earned income
Total Equities		41,082.38	0.00	0.00	0.00	41,082.38	Receivable last period
		18,875.13	0.00	0.00	0.00	18,875.13	Receivable this period
		41,156.87	0.00	0.00	0.00	41,156.87	Received this period
		0.00	0.00	0.00	0.00	0.00	Income received from prior
		0.00	0.00	0.00	0.00	0.00	Broker commissions recaptured
		0.00	0.00	0.00	0.00	0.00	Tax recoverable last period
		0.00	0.00	0.00	0.00	0.00	Tax recoverable this period
		0.00	0.00	0.00	0.00	0.00	Tax reclaims received
		0.00	0.00	0.00	0.00	0.00	Income purchased this period
		0.00	0.00	0.00	0.00	0.00	Income sold this period

Portfolio Statement

1 DEC 23 - 31 DEC 23

Account number XXXXXXXXXX
Account Name *UFCW TRI-STATE - MFS -SL

◆ Income & Expense Detail - Base Currency

Page 59 of 83

Description Asset ID/Dates	Rate Shares/PAR	Gross Amount	Tax Recoverable	Tax Withheld	Tax Credit	Net Amount	Transaction Type
<i>Income</i>							
Equities							
Common Stock							
		0.00	0.00	0.00	0.00	0.00	Tax recoverable received this period
		0.00	0.00	0.00	0.00	0.00	Tax recoverable delivered this period
		0.00	0.00	0.00	0.00	0.00	Accrued income received this period
		0.00	0.00	0.00	0.00	0.00	Accrued income delivered this period
		18,949.62	0.00	0.00	0.00	18,949.62	Earned income
<i>Income</i>							
Cash and Cash Equivalents							
Funds - Short Term Investment							
United States - USD							
NT COLLECTIVE SHORT TERM INVT FD	5.6596 0.000	500.16	0.00	0.00	0.00	500.16	Receivable last period
CUSIP: 66586U452							
NT COLLECTIVE SHORT TERM INVT FD	5.6496 0.000	546.79	0.00	0.00	0.00	546.79	Receivable this period
CUSIP: 66586U452							
NT COLLECTIVE SHORT TERM INVT FD	.0000 0.000	513.87	0.00	0.00	0.00	513.87	Received this period
CUSIP: 66586U452 Ex date: 30 NOV 23 / Pay date: 05 DEC 23							
Total Funds - Short Term Investment		500.16	0.00	0.00	0.00	500.16	Receivable last period
		546.79	0.00	0.00	0.00	546.79	Receivable this period
		513.87	0.00	0.00	0.00	513.87	Received this period
		0.00	0.00	0.00	0.00	0.00	Income received from prior
		0.00	0.00	0.00	0.00	0.00	Broker commissions recaptured
		0.00	0.00	0.00	0.00	0.00	Tax recoverable last period
		0.00	0.00	0.00	0.00	0.00	Tax recoverable this period
		0.00	0.00	0.00	0.00	0.00	Tax reclaims received
		0.00	0.00	0.00	0.00	0.00	Income purchased this period
		0.00	0.00	0.00	0.00	0.00	Income sold this period
		0.00	0.00	0.00	0.00	0.00	Tax recoverable received this period
		0.00	0.00	0.00	0.00	0.00	Tax recoverable delivered this period
		0.00	0.00	0.00	0.00	0.00	Accrued income received this period
		0.00	0.00	0.00	0.00	0.00	Accrued income delivered this period
		560.50	0.00	0.00	0.00	560.50	Earned income

Portfolio Statement

1 DEC 23 - 31 DEC 23

Account number XXXXXXXXXX
Account Name *UFCW TRI-STATE - MFS -SL

◆ Income & Expense Detail - Base Currency

Page 60 of 83

Description Asset ID/Dates	Rate Shares/PAR	Gross Amount	Tax Recoverable	Tax Withheld	Tax Credit	Net Amount	Transaction Type
<i>Income</i>							
Cash and Cash Equivalents							
Funds - Short Term Investment							
<hr/>							
Total Cash and Cash Equivalents		500.16	0.00	0.00	0.00	500.16	Receivable last period
		546.79	0.00	0.00	0.00	546.79	Receivable this period
		513.87	0.00	0.00	0.00	513.87	Received this period
		0.00	0.00	0.00	0.00	0.00	Income received from prior
		0.00	0.00	0.00	0.00	0.00	Broker commissions recaptured
		0.00	0.00	0.00	0.00	0.00	Tax recoverable last period
		0.00	0.00	0.00	0.00	0.00	Tax recoverable this period
		0.00	0.00	0.00	0.00	0.00	Tax reclaims received
		0.00	0.00	0.00	0.00	0.00	Income purchased this period
		0.00	0.00	0.00	0.00	0.00	Income sold this period
		0.00	0.00	0.00	0.00	0.00	Tax recoverable received this period
		0.00	0.00	0.00	0.00	0.00	Tax recoverable delivered this period
		0.00	0.00	0.00	0.00	0.00	Accrued income received this period
		0.00	0.00	0.00	0.00	0.00	Accrued income delivered this period
		560.50	0.00	0.00	0.00	560.50	Earned income

Income

Securities Lending

United States - USD

SECURITIES LENDING INCOME FROM LENDING	.0000	427.89	0.00	0.00	0.00	427.89	Received this period
US CORPORATE SECURITIES	0.000						
CUSIP: 999938327 Ex date: 15 DEC 23 / Pay date: 15 DEC 23							
<hr/>							
Total		0.00	0.00	0.00	0.00	0.00	Receivable last period
		0.00	0.00	0.00	0.00	0.00	Receivable this period
		427.89	0.00	0.00	0.00	427.89	Received this period
		0.00	0.00	0.00	0.00	0.00	Income received from prior
		0.00	0.00	0.00	0.00	0.00	Broker commissions recaptured
		0.00	0.00	0.00	0.00	0.00	Tax recoverable last period
		0.00	0.00	0.00	0.00	0.00	Tax recoverable this period
		0.00	0.00	0.00	0.00	0.00	Tax reclaims received
		0.00	0.00	0.00	0.00	0.00	Income purchased this period
		0.00	0.00	0.00	0.00	0.00	Income sold this period

Portfolio Statement

1 DEC 23 - 31 DEC 23

Account number XXXXXXXXXX
Account Name *UFCW TRI-STATE - MFS -SL

◆ Income & Expense Detail - Base Currency

Page 61 of 83

Description Asset ID/Dates	Rate Shares/PAR	Gross Amount	Tax Recoverable	Tax Withheld	Tax Credit	Net Amount	Transaction Type
<i>Income</i>							
Securities Lending							
		0.00	0.00	0.00	0.00	0.00	Tax recoverable received this period
		0.00	0.00	0.00	0.00	0.00	Tax recoverable delivered this period
		0.00	0.00	0.00	0.00	0.00	Accrued income received this period
		0.00	0.00	0.00	0.00	0.00	Accrued income delivered this period
		427.89	0.00	0.00	0.00	427.89	Earned income
Total Securities Lending							
		0.00	0.00	0.00	0.00	0.00	Receivable last period
		0.00	0.00	0.00	0.00	0.00	Receivable this period
		427.89	0.00	0.00	0.00	427.89	Received this period
		0.00	0.00	0.00	0.00	0.00	Income received from prior
		0.00	0.00	0.00	0.00	0.00	Broker commissions recaptured
		0.00	0.00	0.00	0.00	0.00	Tax recoverable last period
		0.00	0.00	0.00	0.00	0.00	Tax recoverable this period
		0.00	0.00	0.00	0.00	0.00	Tax reclaims received
		0.00	0.00	0.00	0.00	0.00	Income purchased this period
		0.00	0.00	0.00	0.00	0.00	Income sold this period
		0.00	0.00	0.00	0.00	0.00	Tax recoverable received this period
		0.00	0.00	0.00	0.00	0.00	Tax recoverable delivered this period
		0.00	0.00	0.00	0.00	0.00	Accrued income received this period
		0.00	0.00	0.00	0.00	0.00	Accrued income delivered this period
		427.89	0.00	0.00	0.00	427.89	Earned income
Total Income							
		41,582.54	0.00	0.00	0.00	41,582.54	Receivable last period
		19,421.92	0.00	0.00	0.00	19,421.92	Receivable this period
		42,098.63	0.00	0.00	0.00	42,098.63	Received this period
		0.00	0.00	0.00	0.00	0.00	Income received from prior
		0.00	0.00	0.00	0.00	0.00	Broker commissions recaptured
		0.00	0.00	0.00	0.00	0.00	Tax recoverable last period
		0.00	0.00	0.00	0.00	0.00	Tax recoverable this period
		0.00	0.00	0.00	0.00	0.00	Tax reclaims received
		0.00	0.00	0.00	0.00	0.00	Income purchased this period
		0.00	0.00	0.00	0.00	0.00	Income sold this period
		0.00	0.00	0.00	0.00	0.00	Tax recoverable received this period
		0.00	0.00	0.00	0.00	0.00	Tax recoverable delivered this period
		0.00	0.00	0.00	0.00	0.00	Accrued income received this period
		0.00	0.00	0.00	0.00	0.00	Accrued income delivered this period
		19,938.01	0.00	0.00	0.00	19,938.01	Earned income

Portfolio Statement

1 DEC 23 - 31 DEC 23

Account number XXXXXXXXXX
Account Name *UFCW TRI-STATE - MFS -SL

◆ Income & Expense Detail - Base Currency

Page 62 of 83

Description Asset ID/Dates	Rate Shares/PAR	Gross Amount	Tax Recoverable	Tax Withheld	Tax Credit	Net Amount	Transaction Type
<i>Expense</i>							
Cash and Cash Equivalents							
Funds - Short Term Investment							
United States - USD							
NORTHERN TRUST SWEEP FEE	5.6545 0.000	-13.71	0.00	0.00	0.00	- 13.71	Paid this period
CUSIP: 66586U452 Value date: 05 DEC 23 / Entry date: 05 DEC 23							
Total Funds - Short Term Investment		0.00	0.00	0.00	0.00	0.00	Payable last period
		0.00	0.00	0.00	0.00	0.00	Payable this period
		-13.71	0.00	0.00	0.00	- 13.71	Paid this period
		0.00	0.00	0.00	0.00	0.00	Income received from prior
		0.00	0.00	0.00	0.00	0.00	Broker commissions recaptured
		0.00	0.00	0.00	0.00	0.00	Tax recoverable last period
		0.00	0.00	0.00	0.00	0.00	Tax recoverable this period
		0.00	0.00	0.00	0.00	0.00	Tax reclaims received
		0.00	0.00	0.00	0.00	0.00	Liability expense paid
		0.00	0.00	0.00	0.00	0.00	Liability expense received
		0.00	0.00	0.00	0.00	0.00	Tax recoverable received this period
		0.00	0.00	0.00	0.00	0.00	Tax recoverable delivered this period
		0.00	0.00	0.00	0.00	0.00	Accrued expense received this period
		0.00	0.00	0.00	0.00	0.00	Accrued expense delivered this period
		-13.71	0.00	0.00	0.00	- 13.71	Expenses recognized
Total Cash and Cash Equivalents		0.00	0.00	0.00	0.00	0.00	Payable last period
		0.00	0.00	0.00	0.00	0.00	Payable this period
		-13.71	0.00	0.00	0.00	- 13.71	Paid this period
		0.00	0.00	0.00	0.00	0.00	Income received from prior
		0.00	0.00	0.00	0.00	0.00	Broker commissions recaptured
		0.00	0.00	0.00	0.00	0.00	Tax recoverable last period
		0.00	0.00	0.00	0.00	0.00	Tax recoverable this period
		0.00	0.00	0.00	0.00	0.00	Tax reclaims received
		0.00	0.00	0.00	0.00	0.00	Liability expense paid
		0.00	0.00	0.00	0.00	0.00	Liability expense received
		0.00	0.00	0.00	0.00	0.00	Tax recoverable received this period
		0.00	0.00	0.00	0.00	0.00	Tax recoverable delivered this period
		0.00	0.00	0.00	0.00	0.00	Accrued expense received this period
		0.00	0.00	0.00	0.00	0.00	Accrued expense delivered this period
		-13.71	0.00	0.00	0.00	- 13.71	Expenses recognized

Portfolio Statement

1 DEC 23 - 31 DEC 23

Account number XXXXXXXXXX
Account Name *UFCW TRI-STATE - MFS -SL

◆ Income & Expense Detail - Base Currency

Page 63 of 83

Description Asset ID/Dates	Rate Shares/PAR	Gross Amount	Tax Recoverable	Tax Withheld	Tax Credit	Net Amount	Transaction Type
<i>Expense</i>							
Expenses							
Securities Lending Fees							
United States - USD							
6031005 - CORPORATE FEE FOR SECURITIES LENDING FOR THE MONTH OF NOVEMBER 2023	.0000 0.000	-171.02	0.00	0.00	0.00	- 171.02	Paid this period
CUSIP: 999938368 Value date: 15 DEC 23 / Entry date: 15 DEC 23							
Total Securities Lending Fees		0.00	0.00	0.00	0.00	0.00	Payable last period
		0.00	0.00	0.00	0.00	0.00	Payable this period
		-171.02	0.00	0.00	0.00	- 171.02	Paid this period
		0.00	0.00	0.00	0.00	0.00	Income received from prior
		0.00	0.00	0.00	0.00	0.00	Broker commissions recaptured
		0.00	0.00	0.00	0.00	0.00	Tax recoverable last period
		0.00	0.00	0.00	0.00	0.00	Tax recoverable this period
		0.00	0.00	0.00	0.00	0.00	Tax reclaims received
		0.00	0.00	0.00	0.00	0.00	Liability expense paid
		0.00	0.00	0.00	0.00	0.00	Liability expense received
		0.00	0.00	0.00	0.00	0.00	Tax recoverable received this period
		0.00	0.00	0.00	0.00	0.00	Tax recoverable delivered this period
		0.00	0.00	0.00	0.00	0.00	Accrued expense received this period
		0.00	0.00	0.00	0.00	0.00	Accrued expense delivered this period
		-171.02	0.00	0.00	0.00	- 171.02	Expenses recognized
Total Expenses		0.00	0.00	0.00	0.00	0.00	Payable last period
		0.00	0.00	0.00	0.00	0.00	Payable this period
		-171.02	0.00	0.00	0.00	- 171.02	Paid this period
		0.00	0.00	0.00	0.00	0.00	Income received from prior
		0.00	0.00	0.00	0.00	0.00	Broker commissions recaptured
		0.00	0.00	0.00	0.00	0.00	Tax recoverable last period
		0.00	0.00	0.00	0.00	0.00	Tax recoverable this period
		0.00	0.00	0.00	0.00	0.00	Tax reclaims received
		0.00	0.00	0.00	0.00	0.00	Liability expense paid
		0.00	0.00	0.00	0.00	0.00	Liability expense received
		0.00	0.00	0.00	0.00	0.00	Tax recoverable received this period
		0.00	0.00	0.00	0.00	0.00	Tax recoverable delivered this period
		0.00	0.00	0.00	0.00	0.00	Accrued expense received this period
		0.00	0.00	0.00	0.00	0.00	Accrued expense delivered this period
		-171.02	0.00	0.00	0.00	- 171.02	Expenses recognized

Portfolio Statement

1 DEC 23 - 31 DEC 23

Account number XXXXXXXXXX
Account Name *UFCW TRI-STATE - MFS -SL

◆ Income & Expense Detail - Base Currency

Page 64 of 83

Description Asset ID/Dates	Rate Shares/PAR	Gross Amount	Tax Recoverable	Tax Withheld	Tax Credit	Net Amount	Transaction Type
<i>Expense</i>							
Expenses							
Securities Lending Fees							
<hr/>							
Total Expense		0.00	0.00	0.00	0.00	0.00	Payable last period
		0.00	0.00	0.00	0.00	0.00	Payable this period
		-184.73	0.00	0.00	0.00	- 184.73	Paid this period
		0.00	0.00	0.00	0.00	0.00	Income received from prior
		0.00	0.00	0.00	0.00	0.00	Broker commissions recaptured
		0.00	0.00	0.00	0.00	0.00	Tax recoverable last period
		0.00	0.00	0.00	0.00	0.00	Tax recoverable this period
		0.00	0.00	0.00	0.00	0.00	Tax reclaims received
		0.00	0.00	0.00	0.00	0.00	Liability expense paid
		0.00	0.00	0.00	0.00	0.00	Liability expense received
		0.00	0.00	0.00	0.00	0.00	Tax recoverable received this period
		0.00	0.00	0.00	0.00	0.00	Tax recoverable delivered this period
		0.00	0.00	0.00	0.00	0.00	Accrued expense received this period
		0.00	0.00	0.00	0.00	0.00	Accrued expense delivered this period
		-184.73	0.00	0.00	0.00	-184.73	Expenses recognized

Please note that the Tax Withheld column may contain amounts related to FATCA withholdings

Portfolio Statement

1 DEC 23 - 31 DEC 23

Account number [REDACTED]
Account Name *UFCW TRI-STATE - MFS -SL

Page 65 of 83

◆ Funding & Disbursement Summary

Transaction type	Receipts	Disbursements	Accruals	Market value	Cost	Transaction amount Cost on gain/loss	Realized gain/loss	
							Market Translation	Total
Interportfolio Transfers Out	0.00	- 375,000.00	0.00	0.00	0.00	- 375,000.00 0.00	0.00 0.00	0.00
Total	0.00	- 375,000.00	0.00	0.00	0.00	- 375,000.00 0.00	0.00 0.00	0.00

Portfolio Statement

1 DEC 23 - 31 DEC 23

Account Name *UFCW TRI-STATE - MFS Account number [REDACTED] -SL

◆ Funding & Disbursement Detail *Interportfolio Transfers Out*

Page 66 of 83

<u>Trade date</u> <u>Settle date</u> Asset ID	<u>Security description</u> Transaction description	Accrued Income	Market value	Cost	Transaction amount	Realized gain/loss Market Translation	Total
22 Dec 23	United States dollar	0.00	0.00	0.00	- 375,000.00	0.00	0.00
22 Dec 23	TRANSFERRED TO INVESTMENT MANAGEMENT ADVISORY ACCOUNT [REDACTED], *UFCW TRI-STATE - CONT/DISB-SL					0.00	
Total interportfolio transfers out		0.00	0.00	0.00	- 375,000.00	0.00 0.00	0.00
Total		0.00	0.00	0.00		0.00 0.00	0.00

Portfolio Statement

1 DEC 23 - 31 DEC 23

Account Name *UFCW TRI-STATE - MFS Account number [REDACTED] -SL

◆ Capital Change Detail

Page 67 of 83

Ex date	<u>Original security description/Asset ID</u> Shares	Original cost	Change description	Payment Amount	<u>Resulting security description/Asset ID</u> Shares	Resulting cost	Realized gain/loss Market Translation
---------	---	------------------	--------------------	-------------------	--	-------------------	---

NO DATA TO REPORT

Portfolio Statement

1 DEC 23 - 31 DEC 23

Account number XXXXXXXXXX
Account Name *UFCW TRI-STATE - MFS -SL

◆ Cash Activity Detail

Page 68 of 83

Income cash - USD

Value Date Entry Date	Transaction Narrative/ Security Description	Local Receipt/ Disbursement	USD Balance	Base Receipt/ Disbursement	Balance
	Beginning cash balance		8,590,383.68		8,590,383.68
1 Dec 23 1 Dec 23	.59 PER SHARE ON 124.00 SHARES EX DATE 11-16-23 RECORD DATE 11-17-23 GROSS RATE .59 TAX RATE .00% TE CONNECTIVITY LTD	73.16	8,590,456.84	73.16	8,590,456.84
1 Dec 23 1 Dec 23	\$0.52 a share on 1,135.00 shares Ex Date 11/08/23 Record Date 11/09/23 Pay Date 12/01/23 Substitute Income-Security on Loan VISA INC COM CL A STK	590.20	8,591,047.04	590.20	8,591,047.04
1 Dec 23 1 Dec 23	\$1.05 a share on 2,759.00 shares Ex Date 11/16/23 Record Date 11/17/23 Pay Date 12/01/23 PHILLIPS 66 COM	2,896.95	8,593,943.99	2,896.95	8,593,943.99
4 Dec 23 4 Dec 23	\$0.22 a share on 10,913.00 shares Ex Date 11/24/23 Record Date 11/27/23 Pay Date 12/04/23 EQUITABLE HLDGS INC COM	2,400.86	8,596,344.85	2,400.86	8,596,344.85
4 Dec 23 4 Dec 23	\$0.41 a share on 5,352.00 shares Ex Date 11/09/23 Record Date 11/10/23 Pay Date 12/04/23 PFIZER INC COM	2,194.32	8,598,539.17	2,194.32	8,598,539.17
5 Dec 23 5 Dec 23	\$1.19 a share on 1,170.00 shares Ex Date 11/20/23 Record Date 11/21/23 Pay Date 12/05/23 JOHNSON & JOHNSON COM USD1	1,392.30	8,599,931.47	1,392.30	8,599,931.47
5 Dec 23 5 Dec 23	INCOME RECEIVED NT COLLECTIVE SHORT TERM INVT FD	513.87	8,600,445.34	513.87	8,600,445.34
5 Dec 23 5 Dec 23	NORTHERN TRUST SWEEP FEE NT COLLECTIVE SHORT TERM INVT FD	- 13.71	8,600,431.63	- 13.71	8,600,431.63
6 Dec 23 6 Dec 23	\$0.45 a share on 4,212.00 shares Ex Date 11/14/23 Record Date 11/15/23 Pay Date 12/06/23 ARCHER-DANIELS-MIDLAND CO COM	1,895.40	8,602,327.03	1,895.40	8,602,327.03
8 Dec 23 8 Dec 23	\$0.36 a share on 3,447.00 shares Ex Date 11/14/23 Record Date 11/15/23 Pay Date 12/08/23 EXELON CORP COM	1,240.92	8,603,567.95	1,240.92	8,603,567.95
8 Dec 23 8 Dec 23	\$1.13 a share on 270.00 shares Ex Date 11/14/23 Record Date 11/15/23 Pay Date 12/08/23 Substitute Income-Security on Loan ELI LILLY & CO COM	305.10	8,603,873.05	305.10	8,603,873.05
11 Dec 23 11 Dec 23	\$0.825 a share on 322.00 shares Ex Date 11/15/23 Record Date 11/16/23 Pay Date 12/11/23 Substitute Income-Security on Loan MARATHON PETE CORP COM	265.65	8,604,138.70	265.65	8,604,138.70

Portfolio Statement

1 DEC 23 - 31 DEC 23

Account number XXXXXXXXXX
Account Name *UFCW TRI-STATE - MFS -SL

◆ Cash Activity Detail

Page 69 of 83

Income cash - USD

Value Date Entry Date	Transaction Narrative/ Security Description	Local Receipt/ Disbursement	USD Balance	Base Receipt/ Disbursement	Balance
11 Dec 23	\$1.1 a share on 1,993.00 shares Ex Date 11/14/23 Record Date 11/15/23	2,192.30	8,606,331.00	2,192.30	8,606,331.00
11 Dec 23	Pay Date 12/10/23 TARGET CORP COM STK				
12 Dec 23	\$0.65 a share on 784.00 shares Ex Date 11/09/23 Record Date 11/10/23	509.60	8,606,840.60	509.60	8,606,840.60
12 Dec 23	Pay Date 12/12/23 PPG IND INC COM				
14 Dec 23	\$0.02 a share on 1,297.00 shares Ex Date 11/17/23 Record Date 11/20/23	25.94	8,606,866.54	25.94	8,606,866.54
14 Dec 23	Pay Date 12/14/23 INGERSOLL RAND INC COM				
14 Dec 23	\$0.28 a share on 8,915.00 shares Ex Date 11/10/23 Record Date 11/13/23	2,496.20	8,609,362.74	2,496.20	8,609,362.74
14 Dec 23	Pay Date 12/14/23 Substitute Income-Security on Loan ORGANON & CO COM				
14 Dec 23	\$0.32 a share on 2,941.00 shares Ex Date 11/22/23 Record Date 11/24/23	941.12	8,610,303.86	941.12	8,610,303.86
14 Dec 23	Pay Date 12/14/23 APPLIED MATERIALS INC COM				
14 Dec 23	\$0.52 a share on 5,700.00 shares Ex Date 11/08/23 Record Date 11/09/23	2,964.00	8,613,267.86	2,964.00	8,613,267.86
14 Dec 23	Pay Date 12/14/23 METLIFE INC COM STK USD0.01				
14 Dec 23	\$0.75 a share on 4,333.00 shares Ex Date 11/15/23 Record Date 11/16/23	3,249.75	8,616,517.61	3,249.75	8,616,517.61
14 Dec 23	Pay Date 12/14/23 MICROSOFT CORP COM				
14 Dec 23	\$2.09 a share on 766.00 shares Ex Date 11/29/23 Record Date 11/30/23	1,600.94	8,618,118.55	1,600.94	8,618,118.55
14 Dec 23	Pay Date 12/14/23 HOME DEPOT INC COM				
15 Dec 23	\$0.11 a share on 6,723.00 shares Ex Date 11/29/23 Record Date 11/30/23	739.53	8,618,858.08	739.53	8,618,858.08
15 Dec 23	Pay Date 12/15/23 CSX CORP COM STK				
15 Dec 23	\$0.2 a share on 298.00 shares Ex Date 11/30/23 Record Date 12/01/23	59.60	8,618,917.68	59.60	8,618,917.68
15 Dec 23	Pay Date 12/15/23 BOISE CASCADE CO COM				
15 Dec 23	\$0.25 a share on 9,078.00 shares Ex Date 11/14/23 Record Date 11/15/23	2,269.50	8,621,187.18	2,269.50	8,621,187.18
15 Dec 23	Pay Date 12/15/23 CHEMOURS CO COM				
15 Dec 23	\$0.28 a share on 630.00 shares Ex Date 11/16/23 Record Date 11/17/23	176.40	8,621,363.58	176.40	8,621,363.58
15 Dec 23	Pay Date 12/15/23 CORNING INC COM				

Portfolio Statement

1 DEC 23 - 31 DEC 23

Account number XXXXXXXXXX
Account Name *UFCW TRI-STATE - MFS -SL

◆ Cash Activity Detail

Page 70 of 83

Income cash - USD

Value Date Entry Date	Transaction Narrative/ Security Description	Local Receipt/ Disbursement	USD Balance	Base Receipt/ Disbursement	Balance
15 Dec 23	\$0.29 a share on 580.00 shares Ex Date 11/14/23 Record Date 11/15/23	168.20	8,621,531.78	168.20	8,621,531.78
15 Dec 23	Pay Date 12/15/23 AGCO CORP COM				
15 Dec 23	FOR THE MONTH OF NOVEMBER 2023	427.89	8,621,959.67	427.89	8,621,959.67
15 Dec 23	SECURITIES LENDING INCOME FROM LENDING US CORPORATE SECURITIES				
15 Dec 23	Received cash on special distribution \$5.0 a share on 298.00 shares Ex	1,490.00	8,623,449.67	1,490.00	8,623,449.67
15 Dec 23	Date 11/30/23 Record Date 12/01/23 Pay Date 12/15/23 BOISE CASCADE CO COM				
15 Dec 23	6031005 - CORPORATE FEE FOR SECURITIES LENDING FOR THE MONTH OF	- 171.02	8,623,278.65	- 171.02	8,623,278.65
15 Dec 23	NOVEMBER 2023 SECURITIES LENDING FEES FROM US CORPORATE SECURITIES				
20 Dec 23	\$0.19 a share on 371.00 shares Ex Date 11/28/23 Record Date 11/29/23	70.49	8,623,349.14	70.49	8,623,349.14
20 Dec 23	Pay Date 12/20/23 ELECTR ARTS COM				
20 Dec 23	\$0.6425 a share on 650.00 shares Ex Date 11/21/23 Record Date 11/22/23	417.63	8,623,766.77	417.63	8,623,766.77
20 Dec 23	Pay Date 12/20/23 EVERGY INC COM NPV				
20 Dec 23	\$1.02 a share on 2,655.00 shares Ex Date 11/16/23 Record Date 11/17/23	2,708.10	8,626,474.87	2,708.10	8,626,474.87
20 Dec 23	Pay Date 12/20/23 Substitute Income-Security on Loan VALERO ENERGY CORP COM STK NEW				
21 Dec 23	\$1.23 a share on 1,190.00 shares Ex Date 12/05/23 Record Date 12/06/23	1,463.70	8,627,938.57	1,463.70	8,627,938.57
21 Dec 23	Pay Date 12/21/23 THE CIGNA GROUP				
22 Dec 23	\$0.05 a share on 839.00 shares Ex Date 12/07/23 Record Date 12/08/23	41.95	8,627,980.52	41.95	8,627,980.52
22 Dec 23	Pay Date 12/22/23 NOV INC COM				
28 Dec 23	\$0.04 a share on 1,417.00 shares Ex Date 12/05/23 Record Date 12/06/23	56.68	8,628,037.20	56.68	8,628,037.20
28 Dec 23	Pay Date 12/28/23 NVIDIA CORP COM				
29 Dec 23	\$0.34 a share on 1,262.00 shares Ex Date 12/14/23 Record Date 12/15/23	429.08	8,628,466.28	429.08	8,628,466.28
29 Dec 23	Pay Date 12/29/23 VERISK ANALYTICS INC COM USD0.001				
29 Dec 23	\$1.3 a share on 2,031.00 shares Ex Date 11/30/23 Record Date 12/01/23	2,640.30	8,631,106.58	2,640.30	8,631,106.58
29 Dec 23	Pay Date 12/29/23 Substitute Income-Security on Loan M & T BK CORP COM				

Portfolio Statement

1 DEC 23 - 31 DEC 23

Account number [REDACTED]
Account Name *UFCW TRI-STATE - MFS -SL

◆ Cash Activity Detail

Page 71 of 83

Income cash - USD

<u>Value Date</u> Entry Date	Transaction Narrative/ Security Description	Local Receipt/ Disbursement	USD Balance	Base Receipt/ Disbursement	Balance
29 Dec 23	Received cash on special distribution \$1.5 a share on 794.00 shares Ex	1,191.00	8,632,297.58	1,191.00	8,632,297.58
29 Dec 23	Date 12/14/23 Record Date 12/15/23 Pay Date 12/29/23 EOG RESOURCES INC COM				
Ending cash balance			8,632,297.58		8,632,297.58

Portfolio Statement

1 DEC 23 - 31 DEC 23

Account number XXXXXXXXXX
Account Name *UFCW TRI-STATE - MFS -SL

◆ Cash Activity Detail

Page 72 of 83

Principal cash - USD

Value Date Entry Date	Transaction Narrative/ Security Description	Local Receipt/ Disbursement	USD Balance	Base Receipt/ Disbursement	Balance
	Beginning cash balance		- 8,590,383.68		- 8,590,383.68
1 Dec 23 1 Dec 23	Purchased 3,560.310 Units 01-Dec-2023 at a price of 1.00 Net NT COLLECTIVE SHORT TERM INVT FD	- 3,560.31	- 8,593,943.99	- 3,560.31	- 8,593,943.99
4 Dec 23 4 Dec 23	Purchased 4,595.180 Units 04-Dec-2023 at a price of 1.00 Net NT COLLECTIVE SHORT TERM INVT FD	- 4,595.18	- 8,598,539.17	- 4,595.18	- 8,598,539.17
5 Dec 23 5 Dec 23	Purchased 1,892.460 Units 05-Dec-2023 at a price of 1.00 Net NT COLLECTIVE SHORT TERM INVT FD	- 1,892.46	- 8,600,431.63	- 1,892.46	- 8,600,431.63
6 Dec 23 6 Dec 23	Purchased 1,895.400 Units 06-Dec-2023 at a price of 1.00 Net NT COLLECTIVE SHORT TERM INVT FD	- 1,895.40	- 8,602,327.03	- 1,895.40	- 8,602,327.03
8 Dec 23 8 Dec 23	Purchased 1,546.020 Units 08-Dec-2023 at a price of 1.00 Net NT COLLECTIVE SHORT TERM INVT FD	- 1,546.02	- 8,603,873.05	- 1,546.02	- 8,603,873.05
11 Dec 23 11 Dec 23	Purchased 2,457.950 Units 11-Dec-2023 at a price of 1.00 Net NT COLLECTIVE SHORT TERM INVT FD	- 2,457.95	- 8,606,331.00	- 2,457.95	- 8,606,331.00
12 Dec 23 12 Dec 23	Purchased 509.600 Units 12-Dec-2023 at a price of 1.00 Net NT COLLECTIVE SHORT TERM INVT FD	- 509.60	- 8,606,840.60	- 509.60	- 8,606,840.60
14 Dec 23 14 Dec 23	Purchased 11,277.950 Units 14-Dec-2023 at a price of 1.00 Net NT COLLECTIVE SHORT TERM INVT FD	- 11,277.95	- 8,618,118.55	- 11,277.95	- 8,618,118.55
15 Dec 23 15 Dec 23	Purchased 4,903.230 Units 15-Dec-2023 at a price of 1.00 Net NT COLLECTIVE SHORT TERM INVT FD	- 4,903.23	- 8,623,021.78	- 4,903.23	- 8,623,021.78
18 Dec 23 18 Dec 23	Purchased 256.870 Units 18-Dec-2023 at a price of 1.00 Net NT COLLECTIVE SHORT TERM INVT FD	- 256.87	- 8,623,278.65	- 256.87	- 8,623,278.65
19 Dec 23 19 Dec 23	PURCHASED 1,070.00 SHARES 12-15-23 AT A PRICE OF \$158.652500 PLUS BROKER COMMISSION OF \$8.03 MORGAN STANLEY & CO. LLC REINSURANCE GROUP AMER INC COM NEW STK	- 169,766.21	- 8,793,044.86	- 169,766.21	- 8,793,044.86
19 Dec 23 19 Dec 23	PURCHASED 100.00 SHARES 12-15-23 AT A PRICE OF \$432.205000 PLUS BROKER COMMISSION OF \$.75 MORGAN STANLEY & CO. LLC MCKESSON CORP	- 43,221.25	- 8,836,266.11	- 43,221.25	- 8,836,266.11
19 Dec 23 19 Dec 23	PURCHASED 130.00 SHARES 12-15-23 AT A PRICE OF \$233.737700 PLUS BROKER COMMISSION OF \$.98 CITIGROUP GLOBAL MARKETS, INC./CORRESPONDENT CLEARING CP AND VERISK ANALYTICS INC COM USD0.001	- 30,386.88	- 8,866,652.99	- 30,386.88	- 8,866,652.99
19 Dec 23 19 Dec 23	PURCHASED 200.00 SHARES 12-15-23 AT A PRICE OF \$490.925400 PLUS BROKER COMMISSION OF \$1.50 JEFFERIES LLC NVIDIA CORP COM	- 98,186.58	- 8,964,839.57	- 98,186.58	- 8,964,839.57

Portfolio Statement

1 DEC 23 - 31 DEC 23

Account number XXXXXXXXXX
Account Name *UFCW TRI-STATE - MFS -SL

◆ Cash Activity Detail

Page 73 of 83

Principal cash - USD

Value Date Entry Date	Transaction Narrative/ Security Description	Local Receipt/ Disbursement	USD Balance	Base Receipt/ Disbursement	Balance
19 Dec 23	PURCHASED 310.00 SHARES 12-15-23 AT A PRICE OF \$164.857200 PLUS BROKER	- 51,108.06	- 9,015,947.63	- 51,108.06	- 9,015,947.63
19 Dec 23	COMMISSION OF \$2.33 JEFFERIES LLC JPMORGAN CHASE & CO COM				
19 Dec 23	PURCHASED 340.00 SHARES 12-15-23 AT A PRICE OF \$566.182400 PLUS BROKER	- 192,504.57	- 9,208,452.20	- 192,504.57	- 9,208,452.20
19 Dec 23	COMMISSION OF \$2.55 JEFFERIES LLC ELI LILLY & CO COM				
19 Dec 23	PURCHASED 4,220.00 SHARES 12-15-23 AT A PRICE OF \$36.077200 PLUS	- 152,277.43	- 9,360,729.63	- 152,277.43	- 9,360,729.63
19 Dec 23	BROKER COMMISSION OF \$31.65 UBS AG STAMFORD BRANCH EXELON CORP COM				
19 Dec 23	PURCHASED 500.00 SHARES 12-15-23 AT A PRICE OF \$148.804200 PLUS BROKER	- 74,405.85	- 9,435,135.48	- 74,405.85	- 9,435,135.48
19 Dec 23	COMMISSION OF \$3.75 JEFFERIES LLC AMAZON COM INC COM				
19 Dec 23	Sold 5,198.090 Units 19-Dec-2023 at a price of 1.00 Net	5,198.09	- 9,429,937.39	5,198.09	- 9,429,937.39
19 Dec 23	NT COLLECTIVE SHORT TERM INVT FD				
19 Dec 23	SOLD 1,350.00 SHARES 12-15-23 AT A PRICE OF \$53.836100 LESS BROKER	72,671.40	- 9,357,265.99	72,671.40	- 9,357,265.99
19 Dec 23	COMMISSION OF \$6.75 AND OTHER CHARGES OF \$.59 GOLDMAN, SACHS & CO. M D C HLDGS INC COM				
19 Dec 23	SOLD 1,519.00 SHARES 12-15-23 AT A PRICE OF \$59.056300 LESS BROKER	89,698.20	- 9,267,567.79	89,698.20	- 9,267,567.79
19 Dec 23	COMMISSION OF \$7.60 AND OTHER CHARGES OF \$.72 COWEN AND COMPANY, LLC ALLISON TRANSMISSION HOLDING				
19 Dec 23	SOLD 3,780.00 SHARES 12-15-23 AT A PRICE OF \$66.933400 LESS BROKER	252,977.87	- 9,014,589.92	252,977.87	- 9,014,589.92
19 Dec 23	COMMISSION OF \$28.35 AND OTHER CHARGES OF \$2.03 JEFFERIES LLC METLIFE INC COM STK USD0.01				
19 Dec 23	SOLD 308.00 SHARES 12-15-23 AT A PRICE OF \$149.283700 LESS BROKER	45,977.47	- 8,968,612.45	45,977.47	- 8,968,612.45
19 Dec 23	COMMISSION OF \$1.54 AND OTHER CHARGES OF \$.37 VIRTU AMERICAS LLC REGAL REXNORD CORPORATION COM STK USD0.01				
19 Dec 23	SOLD 344.00 SHARES 12-15-23 AT A PRICE OF \$138.210000 LESS BROKER	47,541.27	- 8,921,071.18	47,541.27	- 8,921,071.18
19 Dec 23	COMMISSION OF \$2.58 AND OTHER CHARGES OF \$.39 UBS AG STAMFORD BRANCH AGILENT TECHNOLOGIES INC COM				
19 Dec 23	SOLD 394.00 SHARES 12-15-23 AT A PRICE OF \$80.832300 LESS BROKER	31,845.70	- 8,889,225.48	31,845.70	- 8,889,225.48
19 Dec 23	COMMISSION OF \$1.97 AND OTHER CHARGES OF \$.26 J.P. MORGAN SECURITIES LLC/JPMC TIMKEN CO COM				
19 Dec 23	SOLD 455.00 SHARES 12-15-23 AT A PRICE OF \$151.968100 LESS BROKER	69,141.51	- 8,820,083.97	69,141.51	- 8,820,083.97
19 Dec 23	COMMISSION OF \$3.42 AND OTHER CHARGES OF \$.56 BMO CAPITAL MARKETS CORP. WALMART INC COM				

Portfolio Statement

1 DEC 23 - 31 DEC 23

Account number XXXXXXXXXX
Account Name *UFCW TRI-STATE - MFS -SL

◆ Cash Activity Detail

Page 74 of 83

Principal cash - USD

Value Date Entry Date	Transaction Narrative/ Security Description	Local Receipt/ Disbursement	USD Balance	Base Receipt/ Disbursement	Balance
19 Dec 23	SOLD 480.00 SHARES 12-15-23 AT A PRICE OF \$236.938300 LESS BROKER	113,725.87	- 8,706,358.10	113,725.87	- 8,706,358.10
19 Dec 23	COMMISSION OF \$3.60 AND OTHER CHARGES OF \$.91 JEFFERIES LLC				
	NXP SEMICONDUCTORS N V COM STK				
19 Dec 23	SOLD 50.00 SHARES 12-15-23 AT A PRICE OF \$259.010000 LESS BROKER	12,950.02	- 8,693,408.08	12,950.02	- 8,693,408.08
19 Dec 23	COMMISSION OF \$.38 AND OTHER CHARGES OF \$.10 BOFA SECURITIES, INC.				
	ALIGN TECHNOLOGY INC COM				
19 Dec 23	SOLD 50.00 SHARES 12-15-23 AT A PRICE OF \$271.950000 LESS BROKER	13,597.14	- 8,679,810.94	13,597.14	- 8,679,810.94
19 Dec 23	COMMISSION OF \$.25 AND OTHER CHARGES OF \$.11 GOLDMAN, SACHS & CO.				
	CADENCE DESIGN SYS INC COM				
19 Dec 23	SOLD 785.00 SHARES 12-15-23 AT A PRICE OF \$27.701200 LESS BROKER	21,739.37	- 8,658,071.57	21,739.37	- 8,658,071.57
19 Dec 23	COMMISSION OF \$5.89 AND OTHER CHARGES OF \$.18 CITIGROUP GLOBAL				
	MARKETS, INC./CORRESPO				
	FOX CORP CL B CL B				
19 Dec 23	SOLD 839.00 SHARES 12-15-23 AT A PRICE OF \$19.718700 LESS BROKER	16,539.66	- 8,641,531.91	16,539.66	- 8,641,531.91
19 Dec 23	COMMISSION OF \$4.20 AND OTHER CHARGES OF \$.13 VIRTU AMERICAS LLC				
	NOV INC COM				
19 Dec 23	SOLD 87.00 SHARES 12-15-23 AT A PRICE OF \$209.816900 LESS BROKER	18,253.26	- 8,623,278.65	18,253.26	- 8,623,278.65
19 Dec 23	COMMISSION OF \$.66 AND OTHER CHARGES OF \$.15 JEFFERIES LLC				
	LPL FINL HLDGS INC COM				
20 Dec 23	Purchased 3,196.220 Units 20-Dec-2023 at a price of 1.00 Net	- 3,196.22	- 8,626,474.87	- 3,196.22	- 8,626,474.87
20 Dec 23	NT COLLECTIVE SHORT TERM INVT FD				
21 Dec 23	Purchased 1,463.700 Units 21-Dec-2023 at a price of 1.00 Net	- 1,463.70	- 8,627,938.57	- 1,463.70	- 8,627,938.57
21 Dec 23	NT COLLECTIVE SHORT TERM INVT FD				
22 Dec 23	Sold 27,068.070 Units 22-Dec-2023 at a price of 1.00 Net	27,068.07	- 8,600,870.50	27,068.07	- 8,600,870.50
22 Dec 23	NT COLLECTIVE SHORT TERM INVT FD				
22 Dec 23	SOLD 10.00 SHARES 12-20-23 AT A PRICE OF \$252.155500 LESS BROKER	2,521.49	- 8,598,349.01	2,521.49	- 8,598,349.01
22 Dec 23	COMMISSION OF \$.05 AND OTHER CHARGES OF \$.02 MERRILL LYNCH BROADCORT				
	CAPITAL CORPORAT				
	BIOGEN INC COMMON STOCK				
22 Dec 23	SOLD 10.00 SHARES 12-20-23 AT A PRICE OF \$258.435000 LESS BROKER	2,584.28	- 8,595,764.73	2,584.28	- 8,595,764.73
22 Dec 23	COMMISSION OF \$.05 AND OTHER CHARGES OF \$.02 MERRILL LYNCH BROADCORT				
	CAPITAL CORPORAT				
	TESLA INC COM USD0.001				
22 Dec 23	SOLD 10.00 SHARES 12-20-23 AT A PRICE OF \$30.315000 LESS BROKER	303.09	- 8,595,461.64	303.09	- 8,595,461.64
22 Dec 23	COMMISSION OF \$.05 AND OTHER CHARGES OF \$.01 MERRILL LYNCH BROADCORT				
	CAPITAL CORPORATI				
	CORNING INC COM				

Portfolio Statement

1 DEC 23 - 31 DEC 23

Account number XXXXXXXXXX
Account Name *UFCW TRI-STATE - MFS -SL

◆ Cash Activity Detail

Page 75 of 83

Principal cash - USD

Value Date Entry Date	Transaction Narrative/ Security Description	Local Receipt/ Disbursement	USD Balance	Base Receipt/ Disbursement	Balance
22 Dec 23	SOLD 10.00 SHARES 12-20-23 AT A PRICE OF \$578.280000 LESS BROKER	5,782.70	- 8,589,678.94	5,782.70	- 8,589,678.94
22 Dec 23	COMMISSION OF \$.05 AND OTHER CHARGES OF \$.05 MERRILL LYNCH BROADCORT CAPITAL CORPORAT ELI LILLY & CO COM				
22 Dec 23	SOLD 10.00 SHARES 12-20-23 AT A PRICE OF \$770.400000 LESS BROKER	7,703.89	- 8,581,975.05	7,703.89	- 8,581,975.05
22 Dec 23	COMMISSION OF \$.05 AND OTHER CHARGES OF \$.06 MERRILL LYNCH BROADCORT CAPITAL CORPORAT LAM RESH CORP COM				
22 Dec 23	SOLD 11.00 SHARES 12-20-23 AT A PRICE OF \$51.891800 LESS BROKER	570.74	- 8,581,404.31	570.74	- 8,581,404.31
22 Dec 23	COMMISSION OF \$.06 AND OTHER CHARGES OF \$.01 MERRILL LYNCH BROADCORT CAPITAL CORPORATI EVERGY INC COM NPV				
22 Dec 23	SOLD 11.00 SHARES 12-20-23 AT A PRICE OF \$53.390000 LESS BROKER	587.22	- 8,580,817.09	587.22	- 8,580,817.09
22 Dec 23	COMMISSION OF \$.06 AND OTHER CHARGES OF \$.01 MERRILL LYNCH BROADCORT CAPITAL CORPORATI HOWMET AEROSPACE INC COM USD1.00 WI				
22 Dec 23	SOLD 112.00 SHARES 12-20-23 AT A PRICE OF \$34.685000 LESS BROKER	3,884.13	- 8,576,932.96	3,884.13	- 8,576,932.96
22 Dec 23	COMMISSION OF \$.56 AND OTHER CHARGES OF \$.03 MERRILL LYNCH BROADCORT CAPITAL CORPORAT CSX CORP COM STK				
22 Dec 23	SOLD 114.00 SHARES 12-20-23 AT A PRICE OF \$51.674400 LESS BROKER	5,890.26	- 8,571,042.70	5,890.26	- 8,571,042.70
22 Dec 23	COMMISSION OF \$.57 AND OTHER CHARGES OF \$.05 MERRILL LYNCH BROADCORT CAPITAL CORPORAT BANK NEW YORK MELLON CORP COM STK				
22 Dec 23	SOLD 12.00 SHARES 12-20-23 AT A PRICE OF \$266.724200 LESS BROKER	3,200.60	- 8,567,842.10	3,200.60	- 8,567,842.10
22 Dec 23	COMMISSION OF \$.06 AND OTHER CHARGES OF \$.03 MERRILL LYNCH BROADCORT CAPITAL CORPORAT ALIGN TECHNOLOGY INC COM				
22 Dec 23	SOLD 12.00 SHARES 12-20-23 AT A PRICE OF \$304.518300 LESS BROKER	3,654.13	- 8,564,187.97	3,654.13	- 8,564,187.97
22 Dec 23	COMMISSION OF \$.06 AND OTHER CHARGES OF \$.03 MERRILL LYNCH BROADCORT CAPITAL CORPORAT PALO ALTO NETWORKS INC COM USD0.0001				
22 Dec 23	SOLD 125.00 SHARES 12-20-23 AT A PRICE OF \$197.514800 LESS BROKER	24,688.52	- 8,539,499.45	24,688.52	- 8,539,499.45
22 Dec 23	COMMISSION OF \$.63 AND OTHER CHARGES OF \$.20 MERRILL LYNCH BROADCORT CAPITAL CORPORA APPLE INC COM STK				
22 Dec 23	SOLD 127.00 SHARES 12-20-23 AT A PRICE OF \$35.360000 LESS BROKER	4,490.04	- 8,535,009.41	4,490.04	- 8,535,009.41
22 Dec 23	COMMISSION OF \$.64 AND OTHER CHARGES OF \$.04 MERRILL LYNCH BROADCORT CAPITAL CORPORAT EXELON CORP COM				

Portfolio Statement

1 DEC 23 - 31 DEC 23

Account number XXXXXXXXXX
Account Name *UFCW TRI-STATE - MFS -SL

◆ Cash Activity Detail

Page 76 of 83

Principal cash - USD

Value Date Entry Date	Transaction Narrative/ Security Description	Local Receipt/ Disbursement	USD Balance	Base Receipt/ Disbursement	Balance
22 Dec 23	SOLD 13.00 SHARES 12-20-23 AT A PRICE OF \$123.246900 LESS BROKER	1,602.13	- 8,533,407.28	1,602.13	- 8,533,407.28
22 Dec 23	COMMISSION OF \$.07 AND OTHER CHARGES OF \$.01 MERRILL LYNCH BROADCORT CAPITAL CORPORAT EOG RESOURCES INC COM				
22 Dec 23	SOLD 13.00 SHARES 12-20-23 AT A PRICE OF \$148.690000 LESS BROKER	1,932.88	- 8,531,474.40	1,932.88	- 8,531,474.40
22 Dec 23	COMMISSION OF \$.07 AND OTHER CHARGES OF \$.02 MERRILL LYNCH BROADCORT CAPITAL CORPORAT PPG IND INC COM				
22 Dec 23	SOLD 13.00 SHARES 12-20-23 AT A PRICE OF \$227.630000 LESS BROKER	2,959.10	- 8,528,515.30	2,959.10	- 8,528,515.30
22 Dec 23	COMMISSION OF \$.07 AND OTHER CHARGES OF \$.02 MERRILL LYNCH BROADCORT CAPITAL CORPORAT IQVIA HLDGS INC COM USD0.01				
22 Dec 23	SOLD 13.00 SHARES 12-20-23 AT A PRICE OF \$351.220000 LESS BROKER	4,565.75	- 8,523,949.55	4,565.75	- 8,523,949.55
22 Dec 23	COMMISSION OF \$.07 AND OTHER CHARGES OF \$.04 MERRILL LYNCH BROADCORT CAPITAL CORPORAT HOME DEPOT INC COM				
22 Dec 23	SOLD 13.00 SHARES 12-20-23 AT A PRICE OF \$447.518500 LESS BROKER	5,817.62	- 8,518,131.93	5,817.62	- 8,518,131.93
22 Dec 23	COMMISSION OF \$.07 AND OTHER CHARGES OF \$.05 MERRILL LYNCH BROADCORT CAPITAL CORPORAT MCKESSON CORP				
22 Dec 23	SOLD 13.00 SHARES 12-20-23 AT A PRICE OF \$608.508500 LESS BROKER	7,910.48	- 8,510,221.45	7,910.48	- 8,510,221.45
22 Dec 23	COMMISSION OF \$.07 AND OTHER CHARGES OF \$.06 MERRILL LYNCH BROADCORT CAPITAL CORPORAT ADOBE INC COM				
22 Dec 23	SOLD 14.00 SHARES 12-20-23 AT A PRICE OF \$404.470000 LESS BROKER	5,662.46	- 8,504,558.99	5,662.46	- 8,504,558.99
22 Dec 23	COMMISSION OF \$.07 AND OTHER CHARGES OF \$.05 MERRILL LYNCH BROADCORT CAPITAL CORPORAT VERTEX PHARMACEUTICALS INC COM				
22 Dec 23	SOLD 146.00 SHARES 12-20-23 AT A PRICE OF \$13.395000 LESS BROKER	1,954.92	- 8,502,604.07	1,954.92	- 8,502,604.07
22 Dec 23	COMMISSION OF \$.73 AND OTHER CHARGES OF \$.02 MERRILL LYNCH BROADCORT CAPITAL CORPORAT ORGANON & CO COM				
22 Dec 23	SOLD 149.00 SHARES 12-20-23 AT A PRICE OF \$30.610200 LESS BROKER	4,560.13	- 8,498,043.94	4,560.13	- 8,498,043.94
22 Dec 23	COMMISSION OF \$.75 AND OTHER CHARGES OF \$.04 MERRILL LYNCH BROADCORT CAPITAL CORPORAT CHEMOURS CO COM				
22 Dec 23	SOLD 16.00 SHARES 12-20-23 AT A PRICE OF \$166.730000 LESS BROKER	2,667.58	- 8,495,376.36	2,667.58	- 8,495,376.36
22 Dec 23	COMMISSION OF \$.08 AND OTHER CHARGES OF \$.02 MERRILL LYNCH BROADCORT CAPITAL CORPORAT PEPSICO INC COM				

Portfolio Statement

1 DEC 23 - 31 DEC 23

Account number XXXXXXXXXX
Account Name *UFCW TRI-STATE - MFS -SL

◆ Cash Activity Detail

Page 77 of 83

Principal cash - USD

Value Date Entry Date	Transaction Narrative/ Security Description	Local Receipt/ Disbursement	USD Balance	Base Receipt/ Disbursement	Balance
22 Dec 23	SOLD 16.00 SHARES 12-20-23 AT A PRICE OF \$53.730000 LESS BROKER	859.59	- 8,494,516.77	859.59	- 8,494,516.77
22 Dec 23	COMMISSION OF \$.08 AND OTHER CHARGES OF \$.01 MERRILL LYNCH BROADCORT CAPITAL CORPORATI M D C HLDGS INC COM				
22 Dec 23	SOLD 17.00 SHARES 12-20-23 AT A PRICE OF \$228.485000 LESS BROKER	3,884.13	- 8,490,632.64	3,884.13	- 8,490,632.64
22 Dec 23	COMMISSION OF \$.09 AND OTHER CHARGES OF \$.03 MERRILL LYNCH BROADCORT CAPITAL CORPORAT NXP SEMICONDUCTORS N V COM STK				
22 Dec 23	SOLD 17.00 SHARES 12-20-23 AT A PRICE OF \$380.025000 LESS BROKER	6,460.29	- 8,484,172.35	6,460.29	- 8,484,172.35
22 Dec 23	COMMISSION OF \$.09 AND OTHER CHARGES OF \$.05 MERRILL LYNCH BROADCORT CAPITAL CORPORAT AMERIPRISE FINL INC COM				
22 Dec 23	SOLD 17.00 SHARES 12-20-23 AT A PRICE OF \$90.895000 LESS BROKER	1,545.12	- 8,482,627.23	1,545.12	- 8,482,627.23
22 Dec 23	COMMISSION OF \$.09 AND OTHER CHARGES OF \$.01 MERRILL LYNCH BROADCORT CAPITAL CORPORATI TJX COS INC COM NEW				
22 Dec 23	SOLD 18.00 SHARES 12-20-23 AT A PRICE OF \$161.730000 LESS BROKER	2,911.03	- 8,479,716.20	2,911.03	- 8,479,716.20
22 Dec 23	COMMISSION OF \$.09 AND OTHER CHARGES OF \$.02 MERRILL LYNCH BROADCORT CAPITAL CORPORAT REINSURANCE GROUP AMER INC COM NEW STK				
22 Dec 23	SOLD 18.00 SHARES 12-20-23 AT A PRICE OF \$21.490000 LESS BROKER	386.72	- 8,479,329.48	386.72	- 8,479,329.48
22 Dec 23	COMMISSION OF \$.09 AND OTHER CHARGES OF \$.01 MERRILL LYNCH BROADCORT CAPITAL CORPORATI KENVUE INC COM				
22 Dec 23	SOLD 18.00 SHARES 12-20-23 AT A PRICE OF \$237.440000 LESS BROKER	4,273.80	- 8,475,055.68	4,273.80	- 8,475,055.68
22 Dec 23	COMMISSION OF \$.09 AND OTHER CHARGES OF \$.03 MERRILL LYNCH BROADCORT CAPITAL CORPORAT AUTODESK INC COM				
22 Dec 23	SOLD 182.00 SHARES 12-20-23 AT A PRICE OF \$33.940000 LESS BROKER	6,176.12	- 8,468,879.56	6,176.12	- 8,468,879.56
22 Dec 23	COMMISSION OF \$.91 AND OTHER CHARGES OF \$.05 MERRILL LYNCH BROADCORT CAPITAL CORPORAT EQUITABLE HLDGS INC COM				
22 Dec 23	SOLD 19.00 SHARES 12-20-23 AT A PRICE OF \$155.881100 LESS BROKER	2,961.62	- 8,465,917.94	2,961.62	- 8,465,917.94
22 Dec 23	COMMISSION OF \$.10 AND OTHER CHARGES OF \$.02 MERRILL LYNCH BROADCORT CAPITAL CORPORAT JOHNSON & JOHNSON COM USD1				
22 Dec 23	SOLD 19.00 SHARES 12-20-23 AT A PRICE OF \$260.395000 LESS BROKER	4,947.37	- 8,460,970.57	4,947.37	- 8,460,970.57
22 Dec 23	COMMISSION OF \$.10 AND OTHER CHARGES OF \$.04 MERRILL LYNCH BROADCORT CAPITAL CORPORAT VISA INC COM CL A STK				

Portfolio Statement

1 DEC 23 - 31 DEC 23

Account number XXXXXXXXXX
Account Name *UFCW TRI-STATE - MFS -SL

◆ Cash Activity Detail

Page 78 of 83

Principal cash - USD

Value Date Entry Date	Transaction Narrative/ Security Description	Local Receipt/ Disbursement	USD Balance	Base Receipt/ Disbursement	Balance
22 Dec 23	SOLD 2.00 SHARES 12-20-23 AT A PRICE OF \$140.390000 LESS BROKER	280.76	- 8,460,689.81	280.76	- 8,460,689.81
22 Dec 23	COMMISSION OF \$.01 AND OTHER CHARGES OF \$.01 MERRILL LYNCH BROADCORT CAPITAL CORPORATI TE CONNECTIVITY LTD				
22 Dec 23	SOLD 2.00 SHARES 12-20-23 AT A PRICE OF \$3,509.835000 LESS BROKER	7,019.60	- 8,453,670.21	7,019.60	- 8,453,670.21
22 Dec 23	COMMISSION OF \$.01 AND OTHER CHARGES OF \$.06 MERRILL LYNCH BROADCORT CAPITAL CORPORA BOOKING HLDGS INC COM				
22 Dec 23	SOLD 2.00 SHARES 12-20-23 AT A PRICE OF \$312.900000 LESS BROKER	625.78	- 8,453,044.43	625.78	- 8,453,044.43
22 Dec 23	COMMISSION OF \$.01 AND OTHER CHARGES OF \$.01 MERRILL LYNCH BROADCORT CAPITAL CORPORATI MOTOROLA SOLUTIONS INC				
22 Dec 23	SOLD 20.00 SHARES 12-20-23 AT A PRICE OF \$150.040000 LESS BROKER	3,000.68	- 8,450,043.75	3,000.68	- 8,450,043.75
22 Dec 23	COMMISSION OF \$.10 AND OTHER CHARGES OF \$.02 MERRILL LYNCH BROADCORT CAPITAL CORPORAT OWENS CORNING NEW COM STK				
22 Dec 23	SOLD 20.00 SHARES 12-20-23 AT A PRICE OF \$296.425000 LESS BROKER	5,928.35	- 8,444,115.40	5,928.35	- 8,444,115.40
22 Dec 23	COMMISSION OF \$.10 AND OTHER CHARGES OF \$.05 MERRILL LYNCH BROADCORT CAPITAL CORPORAT THE CIGNA GROUP				
22 Dec 23	SOLD 21.00 SHARES 12-20-23 AT A PRICE OF \$76.160000 LESS BROKER	1,599.24	- 8,442,516.16	1,599.24	- 8,442,516.16
22 Dec 23	COMMISSION OF \$.11 AND OTHER CHARGES OF \$.01 MERRILL LYNCH BROADCORT CAPITAL CORPORATI INGERSOLL RAND INC COM				
22 Dec 23	SOLD 23.00 SHARES 12-20-23 AT A PRICE OF \$112.508900 LESS BROKER	2,587.56	- 8,439,928.60	2,587.56	- 8,439,928.60
22 Dec 23	COMMISSION OF \$.12 AND OTHER CHARGES OF \$.02 MERRILL LYNCH BROADCORT CAPITAL CORPORAT RPM INTL INC				
22 Dec 23	SOLD 23.00 SHARES 12-20-23 AT A PRICE OF \$164.600000 LESS BROKER	3,785.65	- 8,436,142.95	3,785.65	- 8,436,142.95
22 Dec 23	COMMISSION OF \$.12 AND OTHER CHARGES OF \$.03 MERRILL LYNCH BROADCORT CAPITAL CORPORAT BUILDERS FIRSTSOURCE INC COM STK				
22 Dec 23	SOLD 23.00 SHARES 12-20-23 AT A PRICE OF \$235.900000 LESS BROKER	5,425.54	- 8,430,717.41	5,425.54	- 8,430,717.41
22 Dec 23	COMMISSION OF \$.12 AND OTHER CHARGES OF \$.04 MERRILL LYNCH BROADCORT CAPITAL CORPORAT VERISK ANALYTICS INC COM USD0.001				
22 Dec 23	SOLD 27.00 SHARES 12-20-23 AT A PRICE OF \$497.129600 LESS BROKER	13,422.25	- 8,417,295.16	13,422.25	- 8,417,295.16
22 Dec 23	COMMISSION OF \$.14 AND OTHER CHARGES OF \$.11 MERRILL LYNCH BROADCORT CAPITAL CORPORAT NVIDIA CORP COM				

Portfolio Statement

1 DEC 23 - 31 DEC 23

Account number XXXXXXXXXX
Account Name *UFCW TRI-STATE - MFS -SL

◆ Cash Activity Detail

Page 79 of 83

Principal cash - USD

Value Date Entry Date	Transaction Narrative/ Security Description	Local Receipt/ Disbursement	USD Balance	Base Receipt/ Disbursement	Balance
22 Dec 23	SOLD 27.00 SHARES 12-20-23 AT A PRICE OF \$79.835000 LESS BROKER	2,155.39	- 8,415,139.77	2,155.39	- 8,415,139.77
22 Dec 23	COMMISSION OF \$.14 AND OTHER CHARGES OF \$.02 MERRILL LYNCH BROADCORT CAPITAL CORPORATI TEXTRON INC COM				
22 Dec 23	SOLD 3.00 SHARES 12-20-23 AT A PRICE OF \$133.860000 LESS BROKER	401.55	- 8,414,738.22	401.55	- 8,414,738.22
22 Dec 23	COMMISSION OF \$.02 AND OTHER CHARGES OF \$.01 MERRILL LYNCH BROADCORT CAPITAL CORPORATI FISERV INC COM				
22 Dec 23	SOLD 3.00 SHARES 12-20-23 AT A PRICE OF \$273.210000 LESS BROKER	819.60	- 8,413,918.62	819.60	- 8,413,918.62
22 Dec 23	COMMISSION OF \$.02 AND OTHER CHARGES OF \$.01 MERRILL LYNCH BROADCORT CAPITAL CORPORATI CADENCE DESIGN SYS INC COM				
22 Dec 23	SOLD 30.00 SHARES 12-20-23 AT A PRICE OF \$44.655000 LESS BROKER	1,339.49	- 8,412,579.13	1,339.49	- 8,412,579.13
22 Dec 23	COMMISSION OF \$.15 AND OTHER CHARGES OF \$.01 MERRILL LYNCH BROADCORT CAPITAL CORPORATI COMCAST CORP NEW-CL A				
22 Dec 23	SOLD 30.00 SHARES 12-20-23 AT A PRICE OF \$58.475000 LESS BROKER	1,754.09	- 8,410,825.04	1,754.09	- 8,410,825.04
22 Dec 23	COMMISSION OF \$.15 AND OTHER CHARGES OF \$.01 MERRILL LYNCH BROADCORT CAPITAL CORPORATI NVENT ELECTRIC PLC COM USD0.01 WI				
22 Dec 23	SOLD 30.00 SHARES 12-20-23 AT A PRICE OF \$66.075000 LESS BROKER	1,982.08	- 8,408,842.96	1,982.08	- 8,408,842.96
22 Dec 23	COMMISSION OF \$.15 AND OTHER CHARGES OF \$.02 MERRILL LYNCH BROADCORT CAPITAL CORPORATI METLIFE INC COM STK USD0.01				
22 Dec 23	SOLD 33.00 SHARES 12-20-23 AT A PRICE OF \$137.910000 LESS BROKER	4,550.82	- 8,404,292.14	4,550.82	- 8,404,292.14
22 Dec 23	COMMISSION OF \$.17 AND OTHER CHARGES OF \$.04 MERRILL LYNCH BROADCORT CAPITAL CORPORAT TARGET CORP COM STK				
22 Dec 23	SOLD 34.00 SHARES 12-20-23 AT A PRICE OF \$137.883500 LESS BROKER	4,687.83	- 8,399,604.31	4,687.83	- 8,399,604.31
22 Dec 23	COMMISSION OF \$.17 AND OTHER CHARGES OF \$.04 MERRILL LYNCH BROADCORT CAPITAL CORPORAT M & T BK CORP COM				
22 Dec 23	SOLD 4.00 SHARES 12-20-23 AT A PRICE OF \$110.790000 LESS BROKER	443.13	- 8,399,161.18	443.13	- 8,399,161.18
22 Dec 23	COMMISSION OF \$.02 AND OTHER CHARGES OF \$.01 MERRILL LYNCH BROADCORT CAPITAL CORPORATI DTE ENERGY CO COM				
22 Dec 23	SOLD 4.00 SHARES 12-20-23 AT A PRICE OF \$122.405000 LESS BROKER	489.59	- 8,398,671.59	489.59	- 8,398,671.59
22 Dec 23	COMMISSION OF \$.02 AND OTHER CHARGES OF \$.01 MERRILL LYNCH BROADCORT CAPITAL CORPORATI NIKE INC CL B				

Portfolio Statement

1 DEC 23 - 31 DEC 23

Account number XXXXXXXXXX
Account Name *UFCW TRI-STATE - MFS -SL

◆ Cash Activity Detail

Page 80 of 83

Principal cash - USD

Value Date Entry Date	Transaction Narrative/ Security Description	Local Receipt/ Disbursement	USD Balance	Base Receipt/ Disbursement	Balance
22 Dec 23	SOLD 4.00 SHARES 12-20-23 AT A PRICE OF \$193.105000 LESS BROKER	772.39	- 8,397,899.20	772.39	- 8,397,899.20
22 Dec 23	COMMISSION OF \$.02 AND OTHER CHARGES OF \$.01 MERRILL LYNCH BROADCORT CAPITAL CORPORATI WEX INC COM				
22 Dec 23	SOLD 4.00 SHARES 12-20-23 AT A PRICE OF \$73.905000 LESS BROKER	295.59	- 8,397,603.61	295.59	- 8,397,603.61
22 Dec 23	COMMISSION OF \$.02 AND OTHER CHARGES OF \$.01 MERRILL LYNCH BROADCORT CAPITAL CORPORATIO CENTENE CORP DEL COM				
22 Dec 23	SOLD 42.00 SHARES 12-20-23 AT A PRICE OF \$119.715000 LESS BROKER	5,027.78	- 8,392,575.83	5,027.78	- 8,392,575.83
22 Dec 23	COMMISSION OF \$.21 AND OTHER CHARGES OF \$.04 MERRILL LYNCH BROADCORT CAPITAL CORPORAT KIMBERLY-CLARK CORP COM				
22 Dec 23	SOLD 42.00 SHARES 12-20-23 AT A PRICE OF \$65.070000 LESS BROKER	2,732.71	- 8,389,843.12	2,732.71	- 8,389,843.12
22 Dec 23	COMMISSION OF \$.21 AND OTHER CHARGES OF \$.02 MERRILL LYNCH BROADCORT CAPITAL CORPORATI GENERAL MILLS INC COM				
22 Dec 23	SOLD 43.00 SHARES 12-20-23 AT A PRICE OF \$106.760000 LESS BROKER	4,590.42	- 8,385,252.70	4,590.42	- 8,385,252.70
22 Dec 23	COMMISSION OF \$.22 AND OTHER CHARGES OF \$.04 MERRILL LYNCH BROADCORT CAPITAL CORPORAT MERCK & CO INC NEW COM				
22 Dec 23	SOLD 43.00 SHARES 12-20-23 AT A PRICE OF \$135.655000 LESS BROKER	5,832.90	- 8,379,419.80	5,832.90	- 8,379,419.80
22 Dec 23	COMMISSION OF \$.22 AND OTHER CHARGES OF \$.05 MERRILL LYNCH BROADCORT CAPITAL CORPORAT VALERO ENERGY CORP COM STK NEW				
22 Dec 23	SOLD 45.00 SHARES 12-20-23 AT A PRICE OF \$135.498400 LESS BROKER	6,097.15	- 8,373,322.65	6,097.15	- 8,373,322.65
22 Dec 23	COMMISSION OF \$.23 AND OTHER CHARGES OF \$.05 MERRILL LYNCH BROADCORT CAPITAL CORPORAT PHILLIPS 66 COM				
22 Dec 23	SOLD 48.00 SHARES 12-20-23 AT A PRICE OF \$160.680000 LESS BROKER	7,712.34	- 8,365,610.31	7,712.34	- 8,365,610.31
22 Dec 23	COMMISSION OF \$.24 AND OTHER CHARGES OF \$.06 MERRILL LYNCH BROADCORT CAPITAL CORPORAT APPLIED MATERIALS INC COM				
22 Dec 23	SOLD 49.00 SHARES 12-20-23 AT A PRICE OF \$78.240000 LESS BROKER	3,833.48	- 8,361,776.83	3,833.48	- 8,361,776.83
22 Dec 23	COMMISSION OF \$.25 AND OTHER CHARGES OF \$.03 MERRILL LYNCH BROADCORT CAPITAL CORPORATI COLGATE-PALMOLIVE CO COM				
22 Dec 23	SOLD 5.00 SHARES 12-20-23 AT A PRICE OF \$123.380000 LESS BROKER	616.86	- 8,361,159.97	616.86	- 8,361,159.97
22 Dec 23	COMMISSION OF \$.03 AND OTHER CHARGES OF \$.01 MERRILL LYNCH BROADCORT CAPITAL CORPORATI BOISE CASCADE CO COM				

Portfolio Statement

1 DEC 23 - 31 DEC 23

Account number XXXXXXXXXX
Account Name *UFCW TRI-STATE - MFS -SL

◆ Cash Activity Detail

Page 81 of 83

Principal cash - USD

Value Date Entry Date	Transaction Narrative/ Security Description	Local Receipt/ Disbursement	USD Balance	Base Receipt/ Disbursement	Balance
22 Dec 23	SOLD 5.00 SHARES 12-20-23 AT A PRICE OF \$154.710000 LESS BROKER	773.51	- 8,360,386.46	773.51	- 8,360,386.46
22 Dec 23	COMMISSION OF \$.03 AND OTHER CHARGES OF \$.01 MERRILL LYNCH BROADCORT CAPITAL CORPORATI MARATHON PETE CORP COM				
22 Dec 23	SOLD 5.00 SHARES 12-20-23 AT A PRICE OF \$217.360000 LESS BROKER	1,086.76	- 8,359,299.70	1,086.76	- 8,359,299.70
22 Dec 23	COMMISSION OF \$.03 AND OTHER CHARGES OF \$.01 MERRILL LYNCH BROADCORT CAPITAL CORPORATI EMCOR GROUP INC COM				
22 Dec 23	SOLD 5.00 SHARES 12-20-23 AT A PRICE OF \$426.880000 LESS BROKER	2,134.35	- 8,357,165.35	2,134.35	- 8,357,165.35
22 Dec 23	COMMISSION OF \$.03 AND OTHER CHARGES OF \$.02 MERRILL LYNCH BROADCORT CAPITAL CORPORATI MASTERCARD INC CL A				
22 Dec 23	SOLD 5.00 SHARES 12-20-23 AT A PRICE OF \$456.320000 LESS BROKER	2,281.55	- 8,354,883.80	2,281.55	- 8,354,883.80
22 Dec 23	COMMISSION OF \$.03 AND OTHER CHARGES OF \$.02 MERRILL LYNCH BROADCORT CAPITAL CORPORATI HUMANA INC COM				
22 Dec 23	SOLD 52.00 SHARES 12-20-23 AT A PRICE OF \$80.630000 LESS BROKER	4,192.47	- 8,350,691.33	4,192.47	- 8,350,691.33
22 Dec 23	COMMISSION OF \$.26 AND OTHER CHARGES OF \$.03 MERRILL LYNCH BROADCORT CAPITAL CORPORATI HARTFORD FINL SVCS GROUP INC COM				
22 Dec 23	SOLD 52.00 SHARES 12-20-23 AT A PRICE OF \$86.380000 LESS BROKER	4,491.46	- 8,346,199.87	4,491.46	- 8,346,199.87
22 Dec 23	COMMISSION OF \$.26 AND OTHER CHARGES OF \$.04 MERRILL LYNCH BROADCORT CAPITAL CORPORATI OMNICOM GROUP INC COM				
22 Dec 23	SOLD 53.00 SHARES 12-20-23 AT A PRICE OF \$168.268900 LESS BROKER	8,917.91	- 8,337,281.96	8,917.91	- 8,337,281.96
22 Dec 23	COMMISSION OF \$.27 AND OTHER CHARGES OF \$.07 MERRILL LYNCH BROADCORT CAPITAL CORPORAT JPMORGAN CHASE & CO COM				
22 Dec 23	SOLD 57.00 SHARES 12-20-23 AT A PRICE OF \$48.530000 LESS BROKER	2,765.90	- 8,334,516.06	2,765.90	- 8,334,516.06
22 Dec 23	COMMISSION OF \$.29 AND OTHER CHARGES OF \$.02 MERRILL LYNCH BROADCORT CAPITAL CORPORATI LAS VEGAS SANDS CORP COM STK				
22 Dec 23	SOLD 6.00 SHARES 12-20-23 AT A PRICE OF \$138.250000 LESS BROKER	829.46	- 8,333,686.60	829.46	- 8,333,686.60
22 Dec 23	COMMISSION OF \$.03 AND OTHER CHARGES OF \$.01 MERRILL LYNCH BROADCORT CAPITAL CORPORATI ELECTR ARTS COM				
22 Dec 23	SOLD 6.00 SHARES 12-20-23 AT A PRICE OF \$181.910000 LESS BROKER	1,091.42	- 8,332,595.18	1,091.42	- 8,332,595.18
22 Dec 23	COMMISSION OF \$.03 AND OTHER CHARGES OF \$.01 MERRILL LYNCH BROADCORT CAPITAL CORPORATI VEEVA SYS INC CL A COM CL A COM				

Portfolio Statement

1 DEC 23 - 31 DEC 23

Account number XXXXXXXXXX
Account Name *UFCW TRI-STATE - MFS -SL

◆ Cash Activity Detail

Page 82 of 83

Principal cash - USD

Value Date Entry Date	Transaction Narrative/ Security Description	Local Receipt/ Disbursement	USD Balance	Base Receipt/ Disbursement	Balance
22 Dec 23	SOLD 60.00 SHARES 12-20-23 AT A PRICE OF \$23.275000 LESS BROKER	1,396.19	- 8,331,198.99	1,396.19	- 8,331,198.99
22 Dec 23	COMMISSION OF \$.30 AND OTHER CHARGES OF \$.01 MERRILL LYNCH BROADCORT CAPITAL CORPORATI UGI CORP NEW COM				
22 Dec 23	SOLD 64.00 SHARES 12-20-23 AT A PRICE OF \$140.055000 LESS BROKER	8,963.13	- 8,322,235.86	8,963.13	- 8,322,235.86
22 Dec 23	COMMISSION OF \$.32 AND OTHER CHARGES OF \$.07 MERRILL LYNCH BROADCORT CAPITAL CORPORAT ALPHABET INC CAPITAL STOCK USD0.001 CL A				
22 Dec 23	SOLD 69.00 SHARES 12-20-23 AT A PRICE OF \$72.148800 LESS BROKER	4,977.88	- 8,317,257.98	4,977.88	- 8,317,257.98
22 Dec 23	COMMISSION OF \$.35 AND OTHER CHARGES OF \$.04 MERRILL LYNCH BROADCORT CAPITAL CORPORATI ARCHER-DANIELS-MIDLAND CO COM				
22 Dec 23	SOLD 7.00 SHARES 12-20-23 AT A PRICE OF \$100.465000 LESS BROKER	703.21	- 8,316,554.77	703.21	- 8,316,554.77
22 Dec 23	COMMISSION OF \$.04 AND OTHER CHARGES OF \$.01 MERRILL LYNCH BROADCORT CAPITAL CORPORATI CARDINAL HLTH INC				
22 Dec 23	SOLD 7.00 SHARES 12-20-23 AT A PRICE OF \$446.670000 LESS BROKER	3,126.62	- 8,313,428.15	3,126.62	- 8,313,428.15
22 Dec 23	COMMISSION OF \$.04 AND OTHER CHARGES OF \$.03 MERRILL LYNCH BROADCORT CAPITAL CORPORATI GARTNER INC COM				
22 Dec 23	SOLD 71.00 SHARES 12-20-23 AT A PRICE OF \$374.078400 LESS BROKER	26,559.00	- 8,286,869.15	26,559.00	- 8,286,869.15
22 Dec 23	COMMISSION OF \$.36 AND OTHER CHARGES OF \$.21 MERRILL LYNCH BROADCORT CAPITAL CORPORAT MICROSOFT CORP COM				
22 Dec 23	SOLD 75.00 SHARES 12-20-23 AT A PRICE OF \$69.840000 LESS BROKER	5,237.58	- 8,281,631.57	5,237.58	- 8,281,631.57
22 Dec 23	COMMISSION OF \$.38 AND OTHER CHARGES OF \$.04 MERRILL LYNCH BROADCORT CAPITAL CORPORATI EDISON INTL COM				
22 Dec 23	SOLD 77.00 SHARES 12-20-23 AT A PRICE OF \$141.451300 LESS BROKER	10,891.27	- 8,270,740.30	10,891.27	- 8,270,740.30
22 Dec 23	COMMISSION OF \$.39 AND OTHER CHARGES OF \$.09 MERRILL LYNCH BROADCORT CAPITAL CORPORAT ALPHABET INC CAP STK USD0.001 CL C				
22 Dec 23	SOLD 88.00 SHARES 12-20-23 AT A PRICE OF \$28.005000 LESS BROKER	2,463.98	- 8,268,276.32	2,463.98	- 8,268,276.32
22 Dec 23	COMMISSION OF \$.44 AND OTHER CHARGES OF \$.02 MERRILL LYNCH BROADCORT CAPITAL CORPORATI PFIZER INC COM				
22 Dec 23	SOLD 9.00 SHARES 12-20-23 AT A PRICE OF \$120.065000 LESS BROKER	1,080.53	- 8,267,195.79	1,080.53	- 8,267,195.79
22 Dec 23	COMMISSION OF \$.05 AND OTHER CHARGES OF \$.01 MERRILL LYNCH BROADCORT CAPITAL CORPORATI AGCO CORP COM				

Portfolio Statement

1 DEC 23 - 31 DEC 23

Account number [REDACTED]
Account Name *UFCW TRI-STATE - MFS -SL

◆ Cash Activity Detail

Page 83 of 83

Principal cash - USD

Value Date Entry Date	Transaction Narrative/ Security Description	Local Receipt/ Disbursement	USD Balance	Base Receipt/ Disbursement	Balance
22 Dec 23	SOLD 92.00 SHARES 12-20-23 AT A PRICE OF \$154.520000 LESS BROKER	14,215.27	- 8,252,980.52	14,215.27	- 8,252,980.52
22 Dec 23	COMMISSION OF \$.46 AND OTHER CHARGES OF \$.11 MERRILL LYNCH BROADCORT CAPITAL CORPORAT AMAZON COM INC COM				
22 Dec 23	TRANSFERRED TO INVESTMENT MANAGEMENT ADVISORY ACCOUNT [REDACTED], *UFCW	- 375,000.00	- 8,627,980.52	- 375,000.00	- 8,627,980.52
22 Dec 23	TRI-STATE - CONT/DISB-SL United States dollar				
28 Dec 23	Purchased 56.680 Units 28-Dec-2023 at a price of 1.00 Net	- 56.68	- 8,628,037.20	- 56.68	- 8,628,037.20
28 Dec 23	NT COLLECTIVE SHORT TERM INVT FD				
29 Dec 23	Purchased 4,260.380 Units 29-Dec-2023 at a price of 1.00 Net	- 4,260.38	- 8,632,297.58	- 4,260.38	- 8,632,297.58
29 Dec 23	NT COLLECTIVE SHORT TERM INVT FD				
	Ending cash balance		- 8,632,297.58		- 8,632,297.58

Portfolio Statements

1 DEC 23 - 31 DEC 23

◆ Contents

	Page
Change in Book and Market Value	1
Change in Cash Value	2
Asset Summary	3
Asset Detail - Base Currency	4
Investment Transaction Summary	15
Investment Transaction Detail	16
Pending Tran Detail w/Accrued Interest	27
Income & Expense Summary	28
Income & Expense Detail - Base Currency	29
Funding & Disbursement Summary	41
Funding & Disbursement Detail	42
* Capital Change Detail	43
Cash Activity Detail	44

Account Name

UFCW TRI-STATE PEN-COOKE & BIELER UFCW TRI-STATE PEN-COOKE & BIELER

Account Number

██████████

Questions?

If you have any questions about this report, call your Northern Trust account administrator.

You may have the right under applicable federal banking law to receive, at no additional cost, separate notifications of securities transactions effected for your account. If you wish to receive separate notifications, please contact your relationship officer.

*No Data Available

Northern Trust

Generated by Northern Trust from periodic data on 12 Jan 24

Portfolio Statement

1 DEC 23 - 31 DEC 23

Account number [REDACTED]
Account Name *UFCW TRI-STATE -COOKE & BI-SL

◆ Notifications

Please note that this report has been created using the best available data. This report may also contain information provided by third parties, derived by third parties or derived from third party data and/or data that may have been categorized or otherwise reported based upon client direction - Northern Trust assumes no responsibility for the accuracy, timeliness or completeness of any such information. If you have questions regarding third party data or direction as it relates to this report, please contact your Northern Trust relationship team.

The term "Tax Credit" refers to local market terminology for the taxation associated with an income event. It makes no representation or warranty relating to the ability of the recipient to utilize the value as a "credit", "offset" or other benefit for their own tax purposes. Investors should seek their own tax advice relating to the specific tax considerations of investments in such markets. The Tax Credit is informational only data in the context of this report.

Please note where a client may be eligible to reclaim taxes, these are calculated and accrued for as a tax recoverable on ex date. The net amount may include the accrual of withholding taxes, tax credits or both.

Unitized fund trades may be using a preliminary or last known NAV price. The settlement NAV of the fund may not yet be known to Northern Trust and is subject to change.

Northern Trust records impairment entries pursuant to client direction. Impairment entries recorded to satisfy financial accounting and reporting requirements may not be suitable for tax or for other regulatory reporting purposes. Determining appropriate impairment adjustments is the responsibility of the client.

Although most valuation statements are received periodically from the relevant provider, pricing information may be received by Northern Trust as often as daily. As such, pricing information reported within this template, when scheduled against 'Daily Reporting', may be more current than the valuation statement date information. In these instances, the 'Price Date' field will indicate this with a date more current than the Valuation Statement and Statement Received dates.

Please note that this status summary report has been prepared using best available data, including data provided by the fund company and/or client which may, where indicated, represent preliminary or estimated values. The values contained in the status summary report are not intended to represent or suggest any statement about fair value. This report may also utilize information provided by other third parties, derived by third parties or from third party data and/or data that may have been categorized or otherwise reported based upon client direction - Northern Trust assumes no responsibility for the accuracy, timeliness or completeness of any such information. Northern Trust assumes no responsibility for the consequences of investment decisions made in reliance on information contained in this report. If you have questions regarding third party data or direction as it relates to this report, please contact your Northern Trust relationship team.

Although this report has been prepared using information believed to be reliable, it may contain information provided by third parties or derived from third party information, and/or information that may have been obtained from, categorized or otherwise reported based upon client direction. The Northern Trust Company does not guarantee the accuracy, timeliness or completeness of any such information. The information included in this report is intended to assist clients with their financial reporting needs, but you must consult with your accountants, auditors and/or legal counsel to ensure your accounting and financial reporting complies with applicable laws, regulations and accounting guidance. The Northern Trust Company and its affiliates shall have no responsibility for the consequences of investment decisions made in reliance on information contained in this report.

Portfolio Statement

1 DEC 23 - 31 DEC 23

Account number [REDACTED]
Account Name *UFCW TRI-STATE -COOKE & BI-SL

◆ Change in Book and Market Value

Page 1 of 50

	Cost	Market value	For more information
Opening balance	17,076,126.04	18,426,079.17	
Interportfolio Transfers Out	- 375,000.00	- 375,000.00	See funding & disbursement summary
Total disbursements	- 375,000.00	- 375,000.00	See funding & disbursement summary
Income received	65,858.87	65,858.87	See income & expense summary, cash activity detail
Expenses paid	- 1,385.92	- 1,385.92	See income & expense summary
Unrealized gain/loss change	0.00	1,071,939.22	See asset summary
Realized gain/loss	52,858.31	52,858.31	See realized gain/loss summary
Accrued income change	- 16,846.08	- 16,846.08	See income & expense summary
Closing balance	16,801,611.22	19,223,503.57	

Portfolio Statement

1 DEC 23 - 31 DEC 23

Account number [REDACTED]
Account Name *UFCW TRI-STATE -COOKE & BI-SL

◆ Change in Cash Value

Page 2 of 50

	Market value	Cost	For more information
Opening balance	0.00	0.00	
Interportfolio transfers out	- 375,000.00	- 375,000.00	See funding & disbursement summary
Total disbursements	- 375,000.00	- 375,000.00	See funding & disbursement summary
Income received	65,858.87	65,858.87	See income & expense summary, cash activity detail
Expenses paid	- 1,385.92	- 1,385.92	See income & expense summary
Securities bought	- 1,119,983.94	- 1,119,983.94	See investment transaction summary
Securities sold	1,430,510.99	1,430,510.99	See investment transaction summary
Closing balance	0.00	0.00	

Portfolio Statement

31 DEC 2023

Account number XXXXXXXXXX
Account Name *UFCW TRI-STATE -COOKE & BI-SL

Page 3 of 50

◆ Asset Summary

Country	Accrued income/expense	Market value	Cost	Market	Unrealized gain/loss Translation	Total	Market value incl. accruals	%
<i>Equities</i>								
Common stock								
Canada - USD	0.00	2,079,850.93	1,601,461.32	478,389.61	0.00	478,389.61	2,079,850.93	10.819%
Netherlands - USD	0.00	684,487.20	373,367.58	311,119.62	0.00	311,119.62	684,487.20	3.561%
United Kingdom - USD	0.00	1,188,245.85	1,095,740.80	92,505.05	0.00	92,505.05	1,188,245.85	6.181%
United States - USD	23,356.82	15,072,617.56	13,532,739.49	1,539,878.07	0.00	1,539,878.07	15,095,974.38	78.529%
Total common stock	23,356.82	19,025,201.54	16,603,309.19	2,421,892.35	0.00	2,421,892.35	19,048,558.36	99.090%
Total equities	23,356.82	19,025,201.54	16,603,309.19	2,421,892.35	0.00	2,421,892.35	19,048,558.36	99.090%
<i>Cash and Cash Equivalents</i>								
Funds - short term investment								
United States - USD	2,396.97	210,722.51	210,722.51	0.00	0.00	0.00	213,119.48	1.109%
Total funds - short term investment	2,396.97	210,722.51	210,722.51	0.00	0.00	0.00	213,119.48	1.109%
Total cash and cash equivalents	2,396.97	210,722.51	210,722.51	0.00	0.00	0.00	213,119.48	1.109%
<i>Adjustments To Cash</i>								
Pending trade purchases								
Pending trade purchases	0.00	- 38,174.27	- 38,174.27	0.00	0.00	0.00	-38,174.27	- 0.199%
Total pending trade purchases	0.00	- 38,174.27	- 38,174.27	0.00	0.00	0.00	-38,174.27	- 0.199%
Total adjustments to cash	0.00	- 38,174.27	- 38,174.27	0.00	0.00	0.00	-38,174.27	- 0.199%
Total Unrealized Gains						3,784,548.00		
Total Unrealized Losses						- 1,362,655.65		
Total	25,753.79	19,197,749.78	16,775,857.43	2,421,892.35	0.00	2,421,892.35	19,223,503.57	100.000%

Total Cost incl. Accruals 16,801,611.22

Portfolio Statement

31 DEC 2023

Account number XXXXXXXXXX
Account Name *UFCW TRI-STATE -COOKE & BI-SL

Page 4 of 50

◆ Asset Detail - Base Currency

Description/Asset ID Investment Mgr ID Shares/PAR value	Exchange rate/ Local market price	Accrued income/expense	Market value	Cost	Unrealized gain/loss		Total
					Market	Translation	
<i>Equities</i>							
Common stock							
Canada - USD							
BROOKFIELD CORP VTG SHS CL A CUSIP: 11271J107							
14,920.00	40.1200000	0.00	598,590.40	416,583.99	182,006.41	0.00	182,006.41
GILDAN ACTIVEWEAR INC COM CUSIP: 375916103							
GIL 14,560.00	33.0600000	0.00	481,353.60	392,806.03	88,547.57	0.00	88,547.57
OPEN TEXT CORP COM CUSIP: 683715106							
OTEX 14,638.00	42.0200000	0.00	615,088.76	483,992.07	131,096.69	0.00	131,096.69
RB GLOBAL INC COM NPV CUSIP: 74935Q107							
5,753.00	66.8900000	0.00	384,818.17	308,079.23	76,738.94	0.00	76,738.94
Total USD							
		0.00	2,079,850.93	1,601,461.32	478,389.61	0.00	478,389.61
Total Canada							
		0.00	2,079,850.93	1,601,461.32	478,389.61	0.00	478,389.61
Netherlands - USD							
AERCAP HOLDINGS N.V. EUR0.01 CUSIP: N00985106							
9,210.00	74.3200000	0.00	684,487.20	373,367.58	311,119.62	0.00	311,119.62

Portfolio Statement

31 DEC 2023

Account number XXXXXXXXXX
Account Name *UFCW TRI-STATE -COOKE & BI-SL

Page 5 of 50

◆ Asset Detail - Base Currency

Asset Detail		Base Currency		Unrealized gain/loss				
Description/Asset ID	Investment Mgr ID	Exchange rate/ Local market price	Accrued income/expense	Market value	Cost	Market	Translation	Total
Shares/PAR value								
Equities								
Common stock								
Total USD			0.00	684,487.20	373,367.58	311,119.62	0.00	311,119.62
Total Netherlands			0.00	684,487.20	373,367.58	311,119.62	0.00	311,119.62
United Kingdom - USD								
ADR ASHTEAD GROUP PLC ADR CUSIP: 045055100								
ASHTY	1,140.00	284.2500000	0.00	324,045.00	267,689.54	56,355.46	0.00	56,355.46
ADR LONDON STK EXCHANGE GROUP ADR CUSIP: 54211N101								
	16,830.00	29.9750000	0.00	504,479.25	433,396.67	71,082.58	0.00	71,082.58
ADR UNILEVER PLC SPONSORED ADR NEW CUSIP: 904767704								
UL	7,420.00	48.4800000	0.00	359,721.60	394,654.59	- 34,932.99	0.00	- 34,932.99
Total USD			0.00	1,188,245.85	1,095,740.80	92,505.05	0.00	92,505.05
Total United Kingdom			0.00	1,188,245.85	1,095,740.80	92,505.05	0.00	92,505.05

Portfolio Statement

31 DEC 2023

Account number XXXXXXXXXX
Account Name *UFCW TRI-STATE -COOKE & BI-SL

Page 6 of 50

◆ Asset Detail - Base Currency

Asset Detail		Base Currency		Unrealized gain/loss				
Description/Asset ID	Investment Mgr ID	Exchange rate/ Local market price	Accrued income/expense	Market value	Cost	Market	Translation	Total
Shares/PAR value								
<i>Equities</i>								
Common stock								
United States - USD								
ALLSTATE CORP COM CUSIP: 020002101								
ALL								
1,310.00	139.9800000	1,165.90	183,373.80	137,689.78	45,684.02	0.00		45,684.02
AMETEK INC NEW COM CUSIP: 031100100								
1,920.00	164.8900000	0.00	316,588.80	131,827.42	184,761.38	0.00		184,761.38
ARROW ELECTR INC COM CUSIP: 042735100								
ARW								
3,310.00	122.2500000	0.00	404,647.50	267,894.49	136,753.01	0.00		136,753.01
ATMOS ENERGY CORP COM CUSIP: 049560105								
3,010.00	115.9000000	0.00	348,859.00	283,230.88	65,628.12	0.00		65,628.12
BANK OF AMERICA CORP CUSIP: 060505104								
BAC								
8,050.00	33.6700000	0.00	271,043.50	217,784.29	53,259.21	0.00		53,259.21
BECTON DICKINSON & CO COM CUSIP: 075887109								
BDX								
1,750.00	243.8300000	0.00	426,702.50	361,294.80	65,407.70	0.00		65,407.70
BERKSHIRE HATHAWAY INC COM USD0.0033 CLASS'B' CUSIP: 084670702								
BRK--B								
965.00	356.6600000	0.00	344,176.90	184,191.53	159,985.37	0.00		159,985.37

Portfolio Statement

31 DEC 2023

Account number XXXXXXXXXX
Account Name *UFCW TRI-STATE -COOKE & BI-SL

Page 7 of 50

◆ Asset Detail - Base Currency

Asset Detail		Base Currency	Unrealized gain/loss					
Description/Asset ID	Investment Mgr ID	Exchange rate/ Local market price	Accrued income/expense	Market value	Cost	Market	Translation	Total
Shares/PAR value								
Equities								
Common stock								
CARMAX INC COM CUSIP: 143130102								
5,410.00		76.7400000	0.00	415,163.40	509,131.46	- 93,968.06	0.00	- 93,968.06
CBRE GROUP INC CL A CL A CUSIP: 12504L109								
3,880.00		93.0900000	0.00	361,189.20	286,317.18	74,872.02	0.00	74,872.02
CHUBB LTD ORD CHF24.15 CUSIP: H1467J104								
1,940.00		226.0000000	1,513.60	438,440.00	301,911.82	136,528.18	0.00	136,528.18
CONOCOPHILLIPS COM CUSIP: 20825C104								
3,700.00		116.0700000	0.00	429,459.00	392,361.49	37,097.51	0.00	37,097.51
CROWN CASTLE INC COM CUSIP: 22822V101 CCI								
2,650.00		115.1900000	0.00	305,253.50	236,653.21	68,600.29	0.00	68,600.29
DENTSPLY SIRONA INC COM CUSIP: 24906P109								
13,118.00		35.5900000	1,836.52	466,869.62	648,918.20	- 182,048.58	0.00	- 182,048.58
DISCOVER FINL SVCS COM STK CUSIP: 254709108								
3,650.00		112.4000000	0.00	410,260.00	372,848.86	37,411.14	0.00	37,411.14

Portfolio Statement

31 DEC 2023

Account number XXXXXXXXXX
Account Name *UFCW TRI-STATE -COOKE & BI-SL

Page 8 of 50

◆ Asset Detail - Base Currency

Asset Detail		Base Currency		Unrealized gain/loss				
Description/Asset ID	Investment Mgr ID	Exchange rate/ Local market price	Accrued income/expense	Market value	Cost	Market	Translation	Total
Shares/PAR value								
Equities								
Common stock								
EOG RESOURCES INC COM CUSIP: 26875P101								
2,880.00		120.9500000	0.00	348,336.00	300,616.52	47,719.48	0.00	47,719.48
FIDELITY NATL FINL INC NEW FORMERLY FIDELITY COMMON STOCK CUSIP: 31620R303								
10,180.00		51.0200000	0.00	519,383.60	358,183.16	161,200.44	0.00	161,200.44
GLOBE LIFE INC COM CUSIP: 37959E102								
3,650.00		121.7200000	0.00	444,278.00	349,193.03	95,084.97	0.00	95,084.97
HANESBRANDS INC COM STK CUSIP: 410345102								
HBI		4.4600000	0.00	134,424.40	500,753.37	- 366,328.97	0.00	- 366,328.97
HASBRO INC COM CUSIP: 418056107								
6,850.00		51.0600000	0.00	349,761.00	480,463.75	- 130,702.75	0.00	- 130,702.75
HCA HEALTHCARE INC COM CUSIP: 40412C101								
1,540.00		270.6800000	0.00	416,847.20	242,201.86	174,645.34	0.00	174,645.34
INGREDION INC COM CUSIP: 457187102								
1,900.00		108.5300000	1,482.00	206,207.00	177,522.97	28,684.03	0.00	28,684.03

Portfolio Statement

31 DEC 2023

Account number XXXXXXXXXX
Account Name *UFCW TRI-STATE -COOKE & BI-SL

Page 9 of 50

◆ Asset Detail - Base Currency

Asset Detail		Base Currency		Unrealized gain/loss				
Description/Asset ID	Investment Mgr ID	Exchange rate/ Local market price	Accrued income/expense	Market value	Cost	Market	Translation	Total
Shares/PAR value								
Equities								
Common stock								
JOHNSON & JOHNSON COM USD1 CUSIP: 478160104								
JNJ								
2,369.00	156.7400000	0.00	371,317.06	298,224.74	73,092.32	0.00		73,092.32
JPMORGAN CHASE & CO COM CUSIP: 46625H100								
JPM								
2,940.00	170.1000000	0.00	500,094.00	259,848.07	240,245.93	0.00		240,245.93
KENVUE INC COM CUSIP: 49177J102								
8,183.00	21.5300000	0.00	176,179.99	188,103.50	- 11,923.51	0.00		- 11,923.51
KRAFT HEINZ CO COM CUSIP: 500754106								
8,840.00	36.9800000	0.00	326,903.20	297,986.88	28,916.32	0.00		28,916.32
LAB CORP AMER HLDGS COM NEW CUSIP: 50540R409								
LH								
1,770.00	227.2900000	0.00	402,303.30	293,880.27	108,423.03	0.00		108,423.03
LKQ CORP COM LKQ CORP CUSIP: 501889208								
6,050.00	47.7900000	0.00	289,129.50	302,447.66	- 13,318.16	0.00		- 13,318.16
MEDTRONIC PLC COMMON STOCK STOCK CUSIP: G5960L103								
MDT								
5,460.00	82.3800000	3,767.40	449,794.80	494,632.59	- 44,837.79	0.00		- 44,837.79

Portfolio Statement

31 DEC 2023

Account number XXXXXXXXXX
Account Name *UFCW TRI-STATE -COOKE & BI-SL

Page 10 of 50

◆ Asset Detail - Base Currency

Asset Detail		Base Currency		Unrealized gain/loss				
Description/Asset ID	Investment Mgr ID	Exchange rate/ Local market price	Accrued income/expense	Market value	Cost	Market	Translation	Total
Shares/PAR value								
Equities								
Common stock								
OMNICOM GROUP INC COM CUSIP: 681919106								
5,900.00	86.5100000	4,130.00	510,409.00	362,873.18	147,535.82	0.00		147,535.82
PHILIP MORRIS INTL COM STK NPV CUSIP: 718172109								
PM	3,690.00	94.0800000	4,797.00	347,155.20	320,309.33	26,845.87	0.00	26,845.87
PNC FINANCIAL SERVICES GROUP COM STK CUSIP: 693475105								
PNC	2,350.00	154.8500000	0.00	363,897.50	299,452.12	64,445.38	0.00	64,445.38
RENAISSANCE RE HLDGS LTD COM CUSIP: G7496G103								
	1,700.00	196.0000000	0.00	333,200.00	332,979.26	220.74	0.00	220.74
SCHWAB CHARLES CORP COM NEW CUSIP: 808513105								
	6,300.00	68.8000000	0.00	433,440.00	310,285.32	123,154.68	0.00	123,154.68
STANLEY BLACK & DECKER INC COM CUSIP: 854502101								
	3,770.00	98.1000000	0.00	369,837.00	609,908.67	- 240,071.67	0.00	- 240,071.67
STATE STR CORP COM CUSIP: 857477103								
	6,760.00	77.4600000	4,664.40	523,629.60	473,410.81	50,218.79	0.00	50,218.79

Portfolio Statement

31 DEC 2023

Account number XXXXXXXXXX
Account Name *UFCW TRI-STATE -COOKE & BI-SL

Page 11 of 50

◆ Asset Detail - Base Currency

Asset Detail Description/Asset ID Investment Mgr ID Shares/PAR value	Base Currency Exchange rate/ Local market price	Accrued income/expense	Market value	Cost	Unrealized gain/loss		Total	
					Market	Translation		
Equities								
Common stock								
TE CONNECTIVITY LTD CUSIP: H84989104								
3,385.00	140.5000000	0.00	475,592.50	349,517.68	126,074.82	0.00	126,074.82	
VERIZON COMMUNICATIONS COM CUSIP: 92343V104								
VZ	8,770.00	37.7000000	0.00	330,629.00	488,295.31	- 157,666.31	0.00	- 157,666.31
WARNER MUSIC GROUP CORP CL A CL A CUSIP: 934550203								
13,390.00	35.7900000	0.00	479,228.10	321,726.00	157,502.10	0.00	157,502.10	
WHIRLPOOL CORP COM CUSIP: 963320106								
2,130.00	121.7700000	0.00	259,370.10	346,226.96	- 86,856.86	0.00	- 86,856.86	
WILLIAMS CO INC COM CUSIP: 969457100								
9,480.00	34.8300000	0.00	330,188.40	232,545.13	97,643.27	0.00	97,643.27	
WOODWARD INC COM CUSIP: 980745103								
1,903.00	136.1300000	0.00	259,055.39	209,095.94	49,959.45	0.00	49,959.45	
Total USD								
		23,356.82	15,072,617.56	13,532,739.49	1,539,878.07	0.00	1,539,878.07	
Total United States								
		23,356.82	15,072,617.56	13,532,739.49	1,539,878.07	0.00	1,539,878.07	

Portfolio Statement

31 DEC 2023

Account number XXXXXXXXXX
Account Name *UFCW TRI-STATE -COOKE & BI-SL

Page 12 of 50

◆ Asset Detail - Base Currency

Description/Asset ID						Unrealized gain/loss	
Investment Mgr ID	Exchange rate/ Local market price	Accrued income/expense	Market value	Cost	Market	Translation	Total
Shares/PAR value							

Equities

Common stock

Total Common Stock

301,414.00	23,356.82	19,025,201.54	16,603,309.19	2,421,892.35	0.00	2,421,892.35
------------	-----------	---------------	---------------	--------------	------	--------------

Total Equities

301,414.00	23,356.82	19,025,201.54	16,603,309.19	2,421,892.35	0.00	2,421,892.35
------------	-----------	---------------	---------------	--------------	------	--------------

Cash and Cash Equivalents

Funds - short term investment

United States - USD

NT COLLECTIVE SHORT TERM INVT FD CUSIP: 66586U452
V1034911301

210,722.51	1.0000000	2,396.97	210,722.51	210,722.51	0.00	0.00	0.00
------------	-----------	----------	------------	------------	------	------	------

Total USD	2,396.97	210,722.51	210,722.51	0.00	0.00	0.00
-----------	----------	------------	------------	------	------	------

Total United States	2,396.97	210,722.51	210,722.51	0.00	0.00	0.00
---------------------	----------	------------	------------	------	------	------

Total Funds - Short Term Investment

210,722.51	2,396.97	210,722.51	210,722.51	0.00	0.00	0.00
------------	----------	------------	------------	------	------	------

Portfolio Statement

31 DEC 2023

Account number XXXXXXXXXX
Account Name *UFCW TRI-STATE -COOKE & BI-SL

Page 13 of 50

◆ Asset Detail - Base Currency

					Unrealized gain/loss		
Description/Asset ID	Investment Mgr ID	Exchange rate/ Local market price	Accrued income/expense	Market value	Cost	Market	Translation
Shares/PAR value							Total

Cash and Cash Equivalents

Funds - short term investment

Total Cash and Cash Equivalents

210,722.51	2,396.97	210,722.51	210,722.51	0.00	0.00	0.00
------------	----------	------------	------------	------	------	------

Adjustments To Cash

Pending trade purchases

USD - United States dollar	1.0000000	0.00	- 38,174.27	- 38,174.27	0.00	0.00	0.00
----------------------------	-----------	------	-------------	-------------	------	------	------

Total pending trade purchases - all currencies	0.00	- 38,174.27	- 38,174.27	0.00	0.00	0.00
--	------	-------------	-------------	------	------	------

Total pending trade purchases - all countries	0.00	- 38,174.27	- 38,174.27	0.00	0.00	0.00
---	------	-------------	-------------	------	------	------

Total Pending trade purchases

0.00	0.00	- 38,174.27	- 38,174.27	0.00	0.00	0.00
------	------	-------------	-------------	------	------	------

Portfolio Statement

31 DEC 2023

Account number XXXXXXXXXX
Account Name *UFCW TRI-STATE -COOKE & BI-SL

Page 14 of 50

◆ Asset Detail - Base Currency

					Unrealized gain/loss		
Description/Asset ID	Investment Mgr ID	Exchange rate/ Local market price	Accrued income/expense	Market value	Cost	Market	Translation
Shares/PAR value							Total

Adjustments To Cash

Pending trade purchases

Total Adjustments To Cash

0.00	0.00	- 38,174.27	- 38,174.27	0.00	0.00	0.00
------	------	-------------	-------------	------	------	------

Total	512,136.51	25,753.79	19,197,749.78	16,775,857.43	2,421,892.35	0.00	2,421,892.35
--------------	-------------------	------------------	----------------------	----------------------	---------------------	-------------	---------------------

++ Informational Only Asset - an asset that is not held in the account but that is included in Northern Trust's reports at the client's request solely as a matter of convenience to the client. Custodial and other responsibilities for this asset rest solely with the client or another custodian. Northern Trust has no custodial or other responsibilities for this asset, and the asset is not an asset of any Northern Trust account for purposes of the applicable account agreement.

Portfolio Statement

1 DEC 23 - 31 DEC 23

Account number [REDACTED]
Account Name *UFCW TRI-STATE -COOKE & BI-SL

◆ Investment Transaction Summary

Page 15 of 50

Asset Type	Principal	Transaction Amount Accrued Interest	Adjustment Amt	Cost	Market	Realized Gain/Loss Translation	Total
<i>Purchases</i>							
Equities							
Common stock	-612,179.45	0.00	0.00	612,179.45	0.00	0.00	0.00
Total equities	-612,179.45	0.00	0.00	612,179.45	0.00	0.00	0.00
Cash and Cash Equivalents							
Funds - short term investment	-545,978.76	0.00	0.00	545,978.76	0.00	0.00	0.00
Total cash and cash equivalents	-545,978.76	0.00	0.00	545,978.76	0.00	0.00	0.00
Total purchases	-1,158,158.21	0.00	0.00	1,158,158.21	0.00	0.00	0.00
<i>Sales</i>							
Equities							
Common stock	622,421.60	0.00	0.00	-569,563.29	52,858.31	0.00	52,858.31
Total equities	622,421.60	0.00	0.00	-569,563.29	52,858.31	0.00	52,858.31
Cash and Cash Equivalents							
Funds - short term investment	762,002.15	0.00	0.00	-762,002.15	0.00	0.00	0.00
Total cash and cash equivalents	762,002.15	0.00	0.00	-762,002.15	0.00	0.00	0.00
Total sales	1,384,423.75	0.00	0.00	-1,331,565.44	52,858.31	0.00	52,858.31
Total	226,265.54	0.00	0.00	-173,407.23	52,858.31	0.00	52,858.31

Portfolio Statement

1 DEC 23 - 31 DEC 23

Account number XXXXXXXXXX
Account Name *UFCW TRI-STATE -COOKE & BI-SL

Investment Transaction Detail

Page 16 of 50

Trade Date	Security Description						Realized Gain/Loss		
Settle Date	Asset ID / Ticker	Shares/PAR	Principal	Transaction Amount	Adjustment Amt	Cost	Market	Translation	Total
Trade Status	Broker / Commission Narrative	Price		Accrued Interest					

Purchases

Equities

Common stock

Canada - USD

15 Dec 23	GILDAN ACTIVEWEAR INC COM	1,450.000	-47,766.92	0.00	0.00	47,766.92	0.00	0.00	0.00
19 Dec 23	CUSIP: 375916103 / GIL								
Settled	COWEN AND COMPANY LLC / 58.00 PURCHASED 1,450.00 SHARES 12-15-23 AT A PRICE OF \$32.902700 PLUS BROKER COMMISSION OF \$58.00 COWEN AND COMPANY LLC	32.902700							
Total Canada - USD			-47,766.92	0.00	0.00	47,766.92	0.00	0.00	0.00

United States - USD

5 Dec 23	BECTON DICKINSON & CO COM	160.000	-37,472.54	0.00	0.00	37,472.54	0.00	0.00	0.00
7 Dec 23	CUSIP: 075887109 / BDX								
Settled	BARCLAYS BANK PLC (ALL U.K. OFFICES) / .80 PURCHASED 160.00 SHARES 12-05-23 AT A PRICE OF \$234.198400 PLUS BROKER COMMISSION OF \$.80 BARCLAYS BANK PLC (ALL U.K. OFFICES)	234.198400							
22 Dec 23	BECTON DICKINSON & CO COM	160.000	-39,181.57	0.00	0.00	39,181.57	0.00	0.00	0.00
27 Dec 23	CUSIP: 075887109 / BDX								
Settled	COWEN AND COMPANY LLC / 6.40 PURCHASED 160.00 SHARES 12-22-23 AT A PRICE OF \$244.844800 PLUS BROKER COMMISSION OF \$6.40 COWEN AND COMPANY LLC	244.844800							
14 Dec 23	CHUBB LTD ORD CHF24.15	180.000	-39,655.93	0.00	0.00	39,655.93	0.00	0.00	0.00
18 Dec 23	CUSIP: H1467J104 / CB								
Settled	BOFA SECURITIES, INC. / .90 PURCHASED 180.00 SHARES 12-14-23 AT A PRICE OF \$220.305700 PLUS BROKER COMMISSION OF \$.90 BOFA SECURITIES, INC.	220.305700							

Portfolio Statement

1 DEC 23 - 31 DEC 23

Account number XXXXXXXXXX
Account Name *UFCW TRI-STATE -COOKE & BI-SL

Investment Transaction Detail

Page 17 of 50

Trade Date Settle Date Trade Status	Security Description Asset ID / Ticker Broker / Commission Narrative	Shares/PAR Price	Principal	Transaction Amount Accrued Interest	Adjustment Amt	Cost	Realized Gain/Loss		
							Market	Translation	Total
<i>Purchases</i>									
Equities									
28 Dec 23 2 Jan 24 Pending	CONOCOPHILLIPS COM CUSIP: 20825C104 / COP CANTOR FITZGERALD & CO. / 2.10 PURCHASED 210.00 SHARES 12-28-23 AT A PRICE OF \$116.994700 PLUS BROKER COMMISSION OF \$2.10 CANTOR FITZGERALD & CO.	210.000 116.994700	-24,570.99	0.00	0.00	24,570.99	0.00	0.00	0.00
22 Dec 23 27 Dec 23 Settled	JOHNSON & JOHNSON COM USD1 CUSIP: 478160104 / JNJ COWEN AND COMPANY LLC / 10.40 PURCHASED 260.00 SHARES 12-22-23 AT A PRICE OF \$155.802900 PLUS BROKER COMMISSION OF \$10.40 COWEN AND COMPANY LLC	260.000 155.802900	-40,519.15	0.00	0.00	40,519.15	0.00	0.00	0.00
15 Dec 23 19 Dec 23 Settled	RENAISSANCE RE HLDGS LTD COM CUSIP: G7496G103 / RNR BOFA SECURITIES, INC. / 1.20 PURCHASED 240.00 SHARES 12-15-23 AT A PRICE OF \$194.434900 PLUS BROKER COMMISSION OF \$1.20 BOFA SECURITIES, INC.	240.000 194.434900	-46,665.58	0.00	0.00	46,665.58	0.00	0.00	0.00
18 Dec 23 20 Dec 23 Settled	RENAISSANCE RE HLDGS LTD COM CUSIP: G7496G103 / RNR BOFA SECURITIES, INC. / .65 PURCHASED 130.00 SHARES 12-18-23 AT A PRICE OF \$198.439200 PLUS BROKER COMMISSION OF \$.65 BOFA SECURITIES, INC.	130.000 198.439200	-25,797.75	0.00	0.00	25,797.75	0.00	0.00	0.00
19 Dec 23 21 Dec 23 Settled	RENAISSANCE RE HLDGS LTD COM CUSIP: G7496G103 / RNR BOFA SECURITIES, INC. / .65 PURCHASED 130.00 SHARES 12-19-23 AT A PRICE OF \$199.743800 PLUS BROKER COMMISSION OF \$.65 BOFA SECURITIES, INC.	130.000 199.743800	-25,967.34	0.00	0.00	25,967.34	0.00	0.00	0.00

Portfolio Statement

1 DEC 23 - 31 DEC 23

Account number XXXXXXXXXX
Account Name *UFCW TRI-STATE -COOKE & BI-SL

Investment Transaction Detail

Page 18 of 50

Trade Date Settle Date Trade Status	Security Description	Shares/PAR Price	Principal	Transaction Amount Accrued Interest	Adjustment Amt	Cost	Realized Gain/Loss		Total
	Asset ID / Ticker Broker / Commission Narrative						Market	Translation	
<i>Purchases</i>									
Equities									
20 Dec 23 22 Dec 23 Settled	RENAISSANCE RE HLDGS LTD COM CUSIP: G7496G103 / RNR COWEN AND COMPANY LLC / 19.20 PURCHASED 480.00 SHARES 12-20-23 AT A PRICE OF \$197.130000 PLUS BROKER COMMISSION OF \$19.20 COWEN AND COMPANY LLC	480.000 197.130000	-94,641.60	0.00	0.00	94,641.60	0.00	0.00	0.00
22 Dec 23 27 Dec 23 Settled	RENAISSANCE RE HLDGS LTD COM CUSIP: G7496G103 / RNR COWEN AND COMPANY LLC / 20.80 PURCHASED 520.00 SHARES 12-22-23 AT A PRICE OF \$194.547700 PLUS BROKER COMMISSION OF \$20.80 COWEN AND COMPANY LLC	520.000 194.547700	-101,185.60	0.00	0.00	101,185.60	0.00	0.00	0.00
26 Dec 23 28 Dec 23 Settled	RENAISSANCE RE HLDGS LTD COM CUSIP: G7496G103 / RNR BARCLAYS BANK PLC (ALL U.K. OFFICES) / .15 PURCHASED 30.00 SHARES 12-26-23 AT A PRICE OF \$192.973400 PLUS BROKER COMMISSION OF \$.15 BARCLAYS BANK PLC (ALL U.K. OFFICES)	30.000 192.973400	-5,789.35	0.00	0.00	5,789.35	0.00	0.00	0.00
27 Dec 23 29 Dec 23 Settled	RENAISSANCE RE HLDGS LTD COM CUSIP: G7496G103 / RNR BARCLAYS BANK PLC (ALL U.K. OFFICES) / .50 PURCHASED 100.00 SHARES 12-27-23 AT A PRICE OF \$193.282600 PLUS BROKER COMMISSION OF \$.50 BARCLAYS BANK PLC (ALL U.K. OFFICES)	100.000 193.282600	-19,328.76	0.00	0.00	19,328.76	0.00	0.00	0.00

Portfolio Statement

1 DEC 23 - 31 DEC 23

Account number XXXXXXXXXX
Account Name *UFCW TRI-STATE -COOKE & BI-SL

Investment Transaction Detail

Page 19 of 50

Trade Date	Security Description						Realized Gain/Loss		
Settle Date	Asset ID / Ticker	Shares/PAR	Principal	Transaction Amount	Adjustment Amt	Cost	Market	Translation	Total
Trade Status	Broker / Commission Narrative	Price		Accrued Interest					

Purchases

Equities

28 Dec 23	RENAISSANCE RE HLDGS LTD COM	70.000	-13,603.28	0.00	0.00	13,603.28	0.00	0.00	0.00
2 Jan 24	CUSIP: G7496G103 / RNR								
Pending	BARCLAYS BANK PLC (ALL U.K. OFFICES) / .35	194.327600							
	PURCHASED 70.00 SHARES								
	12-28-23 AT A PRICE OF								
	\$194.327600 PLUS BROKER								
	COMMISSION OF \$.35 BARCLAYS								
	BANK PLC (ALL U.K. OFFICES)								
22 Dec 23	WHIRLPOOL CORP COM	420.000	-50,033.09	0.00	0.00	50,033.09	0.00	0.00	0.00
27 Dec 23	CUSIP: 963320106 / WHR								
Settled	COWEN AND COMPANY LLC / 16.80	119.086400							
	PURCHASED 420.00 SHARES								
	12-22-23 AT A PRICE OF								
	\$119.086400 PLUS BROKER								
	COMMISSION OF \$16.80 COWEN AND								
	COMPANY LLC								
Total United States - USD			-564,412.53	0.00	0.00	564,412.53	0.00	0.00	0.00
Total common stock			-612,179.45	0.00	0.00	612,179.45	0.00	0.00	0.00
Total equities			-612,179.45	0.00	0.00	612,179.45	0.00	0.00	0.00

Cash and Cash Equivalents

Funds - short term investment

United States - USD

1 Dec 23	NT COLLECTIVE SHORT TERM INVT FD	38,961.750	-38,961.75	0.00	0.00	38,961.75	0.00	0.00	0.00
1 Dec 23	CUSIP: 66586U452 /								
Settled		1.000000							
	Purchased 38,961.750 Units								
	01-Dec-2023 at a price of 1.00								
	Net								
4 Dec 23	NT COLLECTIVE SHORT TERM INVT FD	13,841.800	-13,841.80	0.00	0.00	13,841.80	0.00	0.00	0.00
4 Dec 23	CUSIP: 66586U452 /								
Settled		1.000000							
	Purchased 13,841.800 Units								
	04-Dec-2023 at a price of 1.00								
	Net								

Portfolio Statement

1 DEC 23 - 31 DEC 23

Account number XXXXXXXXXX
Account Name *UFCW TRI-STATE -COOKE & BI-SL

Investment Transaction Detail

Page 20 of 50

Trade Date Settle Date Trade Status	Security Description Asset ID / Ticker Broker / Commission Narrative	Shares/PAR Price	Principal	Transaction Amount Accrued Interest	Adjustment Amt	Cost	Realized Gain/Loss		
							Market	Translation	Total
<i>Purchases</i>									
Cash and Cash Equivalents									
5 Dec 23 5 Dec 23 Settled	NT COLLECTIVE SHORT TERM INVT FD CUSIP: 66586U452 / Purchased 6,473.070 Units 05-Dec-2023 at a price of 1.00 Net	6,473.070 1.000000	-6,473.07	0.00	0.00	6,473.07	0.00	0.00	0.00
8 Dec 23 8 Dec 23 Settled	NT COLLECTIVE SHORT TERM INVT FD CUSIP: 66586U452 / Purchased 97,954.710 Units 08-Dec-2023 at a price of 1.00 Net	97,954.710 1.000000	-97,954.71	0.00	0.00	97,954.71	0.00	0.00	0.00
11 Dec 23 11 Dec 23 Settled	NT COLLECTIVE SHORT TERM INVT FD CUSIP: 66586U452 / Purchased 2,423.060 Units 11-Dec-2023 at a price of 1.00 Net	2,423.060 1.000000	-2,423.06	0.00	0.00	2,423.06	0.00	0.00	0.00
12 Dec 23 12 Dec 23 Settled	NT COLLECTIVE SHORT TERM INVT FD CUSIP: 66586U452 / Purchased 1,274.400 Units 12-Dec-2023 at a price of 1.00 Net	1,274.400 1.000000	-1,274.40	0.00	0.00	1,274.40	0.00	0.00	0.00
15 Dec 23 15 Dec 23 Settled	NT COLLECTIVE SHORT TERM INVT FD CUSIP: 66586U452 / Purchased 122,869.930 Units 15-Dec-2023 at a price of 1.00 Net	122,869.930 1.000000	-122,869.93	0.00	0.00	122,869.93	0.00	0.00	0.00
18 Dec 23 18 Dec 23 Settled	NT COLLECTIVE SHORT TERM INVT FD CUSIP: 66586U452 / Purchased 114,250.190 Units 18-Dec-2023 at a price of 1.00 Net	114,250.190 1.000000	-114,250.19	0.00	0.00	114,250.19	0.00	0.00	0.00

Portfolio Statement

1 DEC 23 - 31 DEC 23

Account number XXXXXXXXXX
Account Name *UFCW TRI-STATE -COOKE & BI-SL

Investment Transaction Detail

Page 21 of 50

Trade Date Settle Date Trade Status	Security Description Asset ID / Ticker Broker / Commission	Shares/PAR Price	Principal	Transaction Amount Accrued Interest	Adjustment Amt	Cost	Realized Gain/Loss		Total
	Narrative						Market	Translation	
<i>Purchases</i>									
Cash and Cash Equivalents									
19 Dec 23 19 Dec 23 Settled	NT COLLECTIVE SHORT TERM INVT FD CUSIP: 66586U452 / Purchased 119,268.680 Units 19-Dec-2023 at a price of 1.00 Net	119,268.680 1.000000	-119,268.68	0.00	0.00	119,268.68	0.00	0.00	0.00
21 Dec 23 21 Dec 23 Settled	NT COLLECTIVE SHORT TERM INVT FD CUSIP: 66586U452 / Purchased 22,316.510 Units 21-Dec-2023 at a price of 1.00 Net	22,316.510 1.000000	-22,316.51	0.00	0.00	22,316.51	0.00	0.00	0.00
26 Dec 23 26 Dec 23 Settled	NT COLLECTIVE SHORT TERM INVT FD CUSIP: 66586U452 / Purchased 4,242.300 Units 26-Dec-2023 at a price of 1.00 Net	4,242.300 1.000000	-4,242.30	0.00	0.00	4,242.30	0.00	0.00	0.00
29 Dec 23 29 Dec 23 Settled	NT COLLECTIVE SHORT TERM INVT FD CUSIP: 66586U452 / Purchased 2,102.360 Units 29-Dec-2023 at a price of 1.00 Net	2,102.360 1.000000	-2,102.36	0.00	0.00	2,102.36	0.00	0.00	0.00
Total United States - USD			-545,978.76	0.00	0.00	545,978.76	0.00	0.00	0.00
Total funds - short term investment			-545,978.76	0.00	0.00	545,978.76	0.00	0.00	0.00
Total cash and cash equivalents			-545,978.76	0.00	0.00	545,978.76	0.00	0.00	0.00
Total purchases			550,518.76	-1,158,158.21	0.00	1,158,158.21	0.00	0.00	0.00

Portfolio Statement

1 DEC 23 - 31 DEC 23

Account number XXXXXXXXXX
Account Name *UFCW TRI-STATE -COOKE & BI-SL

Investment Transaction Detail

Page 22 of 50

Trade Date	Security Description						Realized Gain/Loss		
Settle Date	Asset ID / Ticker	Shares/PAR	Principal	Transaction Amount	Adjustment Amt	Cost	Market	Translation	Total
Trade Status	Broker / Commission Narrative	Price		Accrued Interest					

Sales

Equities

Common stock

Canada - USD

14 Dec 23	BROOKFIELD CORP VTG SHS CL A	-300.000	11,824.41	0.00	0.00	-8,376.35	3,448.06	0.00	3,448.06
18 Dec 23	CUSIP: 11271J107 / BN								
Settled	BOFA SECURITIES, INC. / 1.50	39.420000							
	OTHER CHARGES: .09								
	SOLD 300.00 SHARES 12-14-23 AT								
	A PRICE OF \$39.420000 LESS								
	BROKER COMMISSION OF \$1.50 AND								
	OTHER CHARGES OF \$.09 BOFA								
	SECURITIES, INC.								
14 Dec 23	BROOKFIELD CORP VTG SHS CL A	-700.000	27,613.16	0.00	0.00	-19,544.83	8,068.33	0.00	8,068.33
18 Dec 23	CUSIP: 11271J107 / BN								
Settled	BARCLAYS BANK PLC (ALL U.K. OFFICES) /	39.452700							
	3.50								
	OTHER CHARGES: .23								
	SOLD 700.00 SHARES 12-14-23 AT								
	A PRICE OF \$39.452700 LESS								
	BROKER COMMISSION OF \$3.50 AND								
	OTHER CHARGES OF \$.23 BARCLAYS								
	BANK PLC (ALL U.K. OFFICES)								
14 Dec 23	BROOKFIELD CORP VTG SHS CL A	-1,200.000	47,053.42	0.00	0.00	-33,505.41	13,548.01	0.00	13,548.01
18 Dec 23	CUSIP: 11271J107 / BN								
Settled	CANTOR FITZGERALD & CO. / 12.00	39.221500							
	OTHER CHARGES: .38								
	SOLD 1,200.00 SHARES 12-14-23								
	AT A PRICE OF \$39.221500 LESS								
	BROKER COMMISSION OF \$12.00								
	AND OTHER CHARGES OF \$.38								
	CANTOR FITZGERALD & CO.								
15 Dec 23	BROOKFIELD CORP VTG SHS CL A	-150.000	5,852.11	0.00	0.00	-4,188.18	1,663.93	0.00	1,663.93
19 Dec 23	CUSIP: 11271J107 / BN								
Settled	BOFA SECURITIES, INC. / .75	39.019400							
	OTHER CHARGES: .05								
	SOLD 150.00 SHARES 12-15-23 AT								
	A PRICE OF \$39.019400 LESS								
	BROKER COMMISSION OF \$.75 AND								
	OTHER CHARGES OF \$.05 BOFA								
	SECURITIES, INC.								

Portfolio Statement

1 DEC 23 - 31 DEC 23

Account number XXXXXXXXXX
Account Name *UFCW TRI-STATE -COOKE & BI-SL

Investment Transaction Detail

Page 23 of 50

Trade Date	Security Description						Realized Gain/Loss		
Settle Date	Asset ID / Ticker	Shares/PAR	Principal	Transaction Amount	Adjustment Amt	Cost	Market	Translation	Total
Trade Status	Broker / Commission Narrative	Price		Accrued Interest					

Sales

Equities

19 Dec 23	BROOKFIELD CORP VTG SHS CL A	-1,200.000	46,963.54	0.00	0.00	-33,505.42	13,458.12	0.00	13,458.12
21 Dec 23	CUSIP: 11271J107 / BN								
Settled	BARCLAYS BANK PLC (ALL U.K. OFFICES) / 6.00	39.141600							
	OTHER CHARGES: .38								
	SOLD 1,200.00 SHARES 12-19-23								
	AT A PRICE OF \$39.141600 LESS								
	BROKER COMMISSION OF \$6.00 AND								
	OTHER CHARGES OF \$.38 BARCLAYS								
	BANK PLC (ALL U.K. OFFICES)								
Total Canada - USD			139,306.64	0.00	0.00	-99,120.19	40,186.45	0.00	40,186.45

United States - USD

1 Dec 23	CBRE GROUP INC CL A CL A	-10.000	791.29	0.00	0.00	-737.93	53.36	0.00	53.36
5 Dec 23	CUSIP: 12504L109 / CBRE								
Settled	SANFORD C. BERNSTEIN & CO., LLC / .40	79.170000							
	OTHER CHARGES: .01								
	SOLD 10.00 SHARES 12-01-23 AT								
	A PRICE OF \$79.170000 LESS								
	BROKER COMMISSION OF \$.40 AND								
	OTHER CHARGES OF \$.01 SANFORD								
	C. BERNSTEIN & CO., LLC								
14 Dec 23	CBRE GROUP INC CL A CL A	-700.000	63,027.00	0.00	0.00	-51,655.16	11,371.84	0.00	11,371.84
18 Dec 23	CUSIP: 12504L109 / CBRE								
Settled	COWEN AND COMPANY LLC / 28.00	90.079300							
	OTHER CHARGES: .51								
	SOLD 700.00 SHARES 12-14-23 AT								
	A PRICE OF \$90.079300 LESS								
	BROKER COMMISSION OF \$28.00								
	AND OTHER CHARGES OF \$.51								
	COWEN AND COMPANY LLC								
6 Dec 23	US BANCORP	-2,350.000	94,623.87	0.00	0.00	-100,349.08	-5,725.21	0.00	-5,725.21
8 Dec 23	CUSIP: 902973304 / USB								
Settled	COWEN AND COMPANY LLC / 94.00	40.305800							
	OTHER CHARGES: .76								
	SOLD 2,350.00 SHARES 12-06-23								
	AT A PRICE OF \$40.305800 LESS								
	BROKER COMMISSION OF \$94.00								
	AND OTHER CHARGES OF \$.76								
	COWEN AND COMPANY LLC								

Portfolio Statement

1 DEC 23 - 31 DEC 23

Account number XXXXXXXXXX
Account Name *UFCW TRI-STATE -COOKE & BI-SL

Investment Transaction Detail

Page 24 of 50

Trade Date Settle Date Trade Status	Security Description Asset ID / Ticker Broker / Commission Narrative	Shares/PAR Price	Principal	Transaction Amount Accrued Interest	Adjustment Amt	Cost	Realized Gain/Loss		
							Market	Translation	Total
Sales									
Equities									
13 Dec 23 15 Dec 23 Settled	US BANCORP CUSIP: 902973304 / USB STIFEL, NICOLAUS & COMPANY, INCORPORATED/ 56.00 OTHER CHARGES: .48 SOLD 1,400.00 SHARES 12-13-23 AT A PRICE OF \$42.003000 LESS BROKER COMMISSION OF \$56.00 AND OTHER CHARGES OF \$.48 STIFEL, NICOLAUS & COMPANY,	-1,400.000 42.003000	58,747.72	0.00	0.00	-59,782.43	-1,034.71	0.00	-1,034.71
13 Dec 23 15 Dec 23 Settled	US BANCORP CUSIP: 902973304 / USB STRATEGAS SECURITIES LLC / 32.00 OTHER CHARGES: .26 SOLD 800.00 SHARES 12-13-23 AT A PRICE OF \$40.744000 LESS BROKER COMMISSION OF \$32.00 AND OTHER CHARGES OF \$.26 STRATEGAS SECURITIES LLC	-800.000 40.744000	32,562.94	0.00	0.00	-34,161.39	-1,598.45	0.00	-1,598.45
13 Dec 23 15 Dec 23 Settled	US BANCORP CUSIP: 902973304 / USB MORGAN STANLEY & CO. LLC / 28.00 OTHER CHARGES: .23 SOLD 700.00 SHARES 12-13-23 AT A PRICE OF \$40.850000 LESS BROKER COMMISSION OF \$28.00 AND OTHER CHARGES OF \$.23 MORGAN STANLEY & CO. LLC	-700.000 40.850000	28,566.77	0.00	0.00	-29,891.22	-1,324.45	0.00	-1,324.45
15 Dec 23 19 Dec 23 Settled	US BANCORP CUSIP: 902973304 / USB STIFEL, NICOLAUS & COMPANY, INCORPORATED/ 100.00 OTHER CHARGES: .91 SOLD 2,500.00 SHARES 12-15-23 AT A PRICE OF \$45.327100 LESS BROKER COMMISSION OF \$100.00 AND OTHER CHARGES OF \$.91 STIFEL, NICOLAUS & COMPANY,	-2,500.000 45.327100	113,216.84	0.00	0.00	-106,754.34	6,462.50	0.00	6,462.50

Portfolio Statement

1 DEC 23 - 31 DEC 23

Account number XXXXXXXXXX
Account Name *UFCW TRI-STATE -COOKE & BI-SL

Investment Transaction Detail

Page 25 of 50

Trade Date	Security Description						Realized Gain/Loss		
Settle Date	Asset ID / Ticker	Shares/PAR	Principal	Transaction Amount	Adjustment Amt	Cost	Market	Translation	Total
Trade Status	Broker / Commission Narrative	Price		Accrued Interest					

Sales

Equities

15 Dec 23	US BANCORP	-2,040.000	91,578.53	0.00	0.00	-87,111.55	4,466.98	0.00	4,466.98
19 Dec 23	CUSIP: 902973304 / USB								
Settled	BARCLAYS BANK PLC (ALL U.K. OFFICES) / 10.20	44.896800							
	OTHER CHARGES: .74								
	SOLD 2,040.00 SHARES 12-15-23								
	AT A PRICE OF \$44.896800 LESS								
	BROKER COMMISSION OF \$10.20								
	AND OTHER CHARGES OF \$.74								
	BARCLAYS BANK PLC (ALL U.K.								
Total United States - USD			483,114.96	0.00	0.00	-470,443.10	12,671.86	0.00	12,671.86
Total common stock			622,421.60	0.00	0.00	-569,563.29	52,858.31	0.00	52,858.31
Total equities			622,421.60	0.00	0.00	-569,563.29	52,858.31	0.00	52,858.31

Cash and Cash Equivalents

Funds - short term investment

United States - USD

7 Dec 23	NT COLLECTIVE SHORT TERM INVT FD	-34,917.540	34,917.54	0.00	0.00	-34,917.54	0.00	0.00	0.00
7 Dec 23	CUSIP: 66586U452 /								
Settled		1.000000							
	Sold 34,917.540 Units								
	07-Dec-2023 at a price of 1.00								
	Net								
20 Dec 23	NT COLLECTIVE SHORT TERM INVT FD	-22,138.250	22,138.25	0.00	0.00	-22,138.25	0.00	0.00	0.00
20 Dec 23	CUSIP: 66586U452 /								
Settled		1.000000							
	Sold 22,138.250 Units								
	20-Dec-2023 at a price of 1.00								
	Net								
22 Dec 23	NT COLLECTIVE SHORT TERM INVT FD	-469,161.600	469,161.60	0.00	0.00	-469,161.60	0.00	0.00	0.00
22 Dec 23	CUSIP: 66586U452 /								
Settled		1.000000							
	Sold 469,161.600 Units								
	22-Dec-2023 at a price of 1.00								
	Net								

Portfolio Statement

1 DEC 23 - 31 DEC 23

Account number XXXXXXXXXX
Account Name *UFCW TRI-STATE -COOKE & BI-SL

Investment Transaction Detail

Page 26 of 50

Trade Date Settle Date Trade Status	Security Description Asset ID / Ticker Broker / Commission Narrative	Shares/PAR Price	Principal	Transaction Amount Accrued Interest	Adjustment Amt	Cost	Realized Gain/Loss		
							Market	Translation	Total
Sales									
Cash and Cash Equivalents									
27 Dec 23 27 Dec 23 Settled	NT COLLECTIVE SHORT TERM INVT FD CUSIP: 66586U452 / Sold 230,919.410 Units 27-Dec-2023 at a price of 1.00 Net	-230,919.410 1.000000	230,919.41	0.00	0.00	-230,919.41	0.00	0.00	0.00
28 Dec 23 28 Dec 23 Settled	NT COLLECTIVE SHORT TERM INVT FD CUSIP: 66586U452 / Sold 4,865.350 Units 28-Dec-2023 at a price of 1.00 Net	-4,865.350 1.000000	4,865.35	0.00	0.00	-4,865.35	0.00	0.00	0.00
Total United States - USD			762,002.15	0.00	0.00	-762,002.15	0.00	0.00	0.00
Total funds - short term investment			762,002.15	0.00	0.00	-762,002.15	0.00	0.00	0.00
Total cash and cash equivalents			762,002.15	0.00	0.00	-762,002.15	0.00	0.00	0.00
Total sales		-776,052.15	1,384,423.75	0.00	0.00	-1,331,565.44	52,858.31	0.00	52,858.31
Total transactions			226,265.54	0.00	0.00	-173,407.23	52,858.31	0.00	52,858.31

Portfolio Statement

31 DEC 23

Account number XXXXXXXXXX
Account Name *UFCW TRI-STATE -COOKE & BI-SL

◆ Pending Tran Detail w/Accrued Interest

Page 27 of 50

				Cost/Market	Accrued Interest	Total
Trade date/ Settle date		Country	Security description	Local Cost	Local	Local Cost
Settle date	Trade Status		Asset Id	Base Cost	Base	Base Cost
			Trade Expenses	Base Market	Market	Base Market
Purchases						
United States dollar						
Equities						
Common stock						
28 Dec 23	United States	Cash pending	CONOCOPHILLIPS COM	210.000	- 24,570.99	0.00
2 Jan 24		Shares not delivered	CUSIP: 20825C104		- 24,570.99	0.00
			Broker Commission: 2.10		- 24,570.99	0.00
28 Dec 23	United States	Cash pending	RENAISSANCE RE HLDGS LTD COM	70.000	- 13,603.28	0.00
2 Jan 24		Shares not delivered	CUSIP: G7496G103		- 13,603.28	0.00
			Broker Commission: 0.35		- 13,603.28	0.00
Total common stock					- 38,174.27	0.00
					- 38,174.27	0.00
					- 38,174.27	0.00
Total equities					- 38,174.27	0.00
					- 38,174.27	0.00
					- 38,174.27	0.00
Total United States dollar					- 38,174.27	0.00
					- 38,174.27	0.00
					- 38,174.27	0.00
Total purchases					N/A	N/A
					- 38,174.27	0.00
					- 38,174.27	0.00

Portfolio Statement

1 DEC 23 - 31 DEC 23

Account number XXXXXXXXXX
Account Name *UFCW TRI-STATE -COOKE & BI-SL

◆ Income & Expense Summary

Page 28 of 50

Type	Receivables last period	Receivables this period	Amount received	Tax recoverable last period	Tax recoverable this period	Tax reclaims received	Accrual receipts/ deliveries	Earned income
<i>Income</i>								
Equities								
Common stock	39,427.79	23,356.82	59,351.21	0.00	0.00	0.00	0.00	43,280.24
Total equities	39,427.79	23,356.82	59,351.21	0.00	0.00	0.00	0.00	43,280.24
Cash and cash equivalents								
Funds - short term investment	3,172.08	2,396.97	3,258.65	0.00	0.00	0.00	0.00	2,483.54
Total cash and cash equivalents	3,172.08	2,396.97	3,258.65	0.00	0.00	0.00	0.00	2,483.54
Securities lending								
	0.00	0.00	3,249.01	0.00	0.00	0.00	0.00	3,249.01
Total securities lending	0.00	0.00	3,249.01	0.00	0.00	0.00	0.00	3,249.01
Total income	42,599.87	25,753.79	65,858.87	0.00	0.00	0.00	0.00	49,012.79
Type	Payables last period	Payables this period	Amount paid	Tax recoverable last period	Tax recoverable this period	Tax reclaims received	Accrual receipts/ deliveries	Expenses recognized
<i>Expense</i>								
Cash and cash equivalents								
Funds - short term investment	0.00	0.00	- 86.58	0.00	0.00	0.00	0.00	- 86.58
Total cash and cash equivalents	0.00	0.00	- 86.58	0.00	0.00	0.00	0.00	- 86.58
Expenses								
Securities lending fees	0.00	0.00	- 1,299.34	0.00	0.00	0.00	0.00	- 1,299.34
Total expenses	0.00	0.00	- 1,299.34	0.00	0.00	0.00	0.00	- 1,299.34
Total expense	0.00	0.00	- 1,385.92	0.00	0.00	0.00	0.00	- 1,385.92
Net income & expenses	42,599.87	25,753.79	64,472.95	0.00	0.00	0.00	0.00	47,626.87

Portfolio Statement

1 DEC 23 - 31 DEC 23

Account number XXXXXXXXXX
Account Name *UFCW TRI-STATE -COOKE & BI-SL

◆ Income & Expense Detail - Base Currency

Page 29 of 50

Description Asset ID/Dates	Rate Shares/PAR	Gross Amount	Tax Recoverable	Tax Withheld	Tax Credit	Net Amount	Transaction Type
<i>Income</i>							
Equities							
Common Stock							
Canada - USD							
BROOKFIELD CORP VTG SHS CL A	.0700 18,470.000	1,292.90	0.00	0.00	0.00	1,292.90	Receivable last period
CUSIP: 11271J107 Ex date: 29 NOV 23 / Pay date: 29 DEC 23							
GILDAN ACTIVEWEAR INC COM	.1860 13,110.000	2,438.46	0.00	0.00	0.00	2,438.46	Receivable last period
CUSIP: 375916103 Ex date: 21 NOV 23 / Pay date: 18 DEC 23							
OPEN TEXT CORP COM	.1813 14,638.000	2,653.72	0.00	0.00	0.00	2,653.72	Receivable last period
CUSIP: 683715106 Ex date: 30 NOV 23 / Pay date: 20 DEC 23							
RB GLOBAL INC COM NPV	.2700 5,753.000	1,553.31	0.00	0.00	0.00	1,553.31	Receivable last period
CUSIP: 74935Q107 Ex date: 29 NOV 23 / Pay date: 21 DEC 23							
BROOKFIELD CORP VTG SHS CL A	.0700 18,470.000	1,292.90	0.00	193.93	0.00	1,098.97	Received this period
CUSIP: 11271J107 Ex date: 29 NOV 23 / Pay date: 29 DEC 23							
GILDAN ACTIVEWEAR INC COM	.1860 13,110.000	2,438.46	0.00	0.00	0.00	2,438.46	Received this period
CUSIP: 375916103 Ex date: 21 NOV 23 / Pay date: 18 DEC 23							
OPEN TEXT CORP COM	.2500 14,638.000	3,659.50	0.00	0.00	0.00	3,659.50	Received this period
CUSIP: 683715106 Ex date: 30 NOV 23 / Pay date: 20 DEC 23							
RB GLOBAL INC COM NPV	.2700 5,753.000	1,553.31	0.00	233.00	0.00	1,320.31	Received this period
CUSIP: 74935Q107 Ex date: 29 NOV 23 / Pay date: 21 DEC 23							
United Kingdom - USD							
ADR UNILEVER PLC SPONSORED ADR NEW	.4489 7,420.000	3,330.83	0.00	0.00	0.00	3,330.83	Receivable last period
CUSIP: 904767704 Ex date: 16 NOV 23 / Pay date: 08 DEC 23							
ADR UNILEVER PLC SPONSORED ADR NEW	.4539 7,420.000	3,367.94	0.00	37.10	0.00	3,330.84	Received this period
CUSIP: 904767704 Ex date: 16 NOV 23 / Pay date: 08 DEC 23							

Portfolio Statement

1 DEC 23 - 31 DEC 23

Account number XXXXXXXXXX
Account Name *UFCW TRI-STATE -COOKE & BI-SL

◆ Income & Expense Detail - Base Currency

Page 30 of 50

Description Asset ID/Dates	Rate Shares/PAR	Gross Amount	Tax Recoverable	Tax Withheld	Tax Credit	Net Amount	Transaction Type
<i>Income</i>							
Equities							
Common Stock							
United States - USD							
ALLSTATE CORP COM	.8900 1,310.000	1,165.90	0.00	0.00	0.00	1,165.90	Receivable last period
CUSIP: 020002101 Ex date: 29 NOV 23 / Pay date: 02 JAN 24							
ATMOS ENERGY CORP COM	.8050 3,010.000	2,423.05	0.00	0.00	0.00	2,423.05	Receivable last period
CUSIP: 049560105 Ex date: 24 NOV 23 / Pay date: 11 DEC 23							
BANK OF AMERICA CORP	.2400 8,050.000	1,932.00	0.00	0.00	0.00	1,932.00	Receivable last period
CUSIP: 060505104 Ex date: 30 NOV 23 / Pay date: 29 DEC 23							
CONOCOPHILLIPS COM	.5800 3,490.000	2,024.20	0.00	0.00	0.00	2,024.20	Receivable last period
CUSIP: 20825C104 Ex date: 13 NOV 23 / Pay date: 01 DEC 23							
DISCOVER FINL SVCS COM STK	.7000 3,650.000	2,555.00	0.00	0.00	0.00	2,555.00	Receivable last period
CUSIP: 254709108 Ex date: 21 NOV 23 / Pay date: 07 DEC 23							
JOHNSON & JOHNSON COM USD1	1.1900 2,109.000	2,509.71	0.00	0.00	0.00	2,509.71	Receivable last period
CUSIP: 478160104 Ex date: 20 NOV 23 / Pay date: 05 DEC 23							
KRAFT HEINZ CO COM	.4000 8,840.000	3,536.00	0.00	0.00	0.00	3,536.00	Receivable last period
CUSIP: 500754106 Ex date: 30 NOV 23 / Pay date: 29 DEC 23							
LAB CORP AMER HLDGS COM NEW	.7200 1,770.000	1,274.40	0.00	0.00	0.00	1,274.40	Receivable last period
CUSIP: 50540R409 Ex date: 07 NOV 23 / Pay date: 12 DEC 23							
STANLEY BLACK & DECKER INC COM	.8100 3,770.000	3,053.70	0.00	0.00	0.00	3,053.70	Receivable last period
CUSIP: 854502101 Ex date: 30 NOV 23 / Pay date: 19 DEC 23							
TE CONNECTIVITY LTD	.5900 3,385.000	1,997.15	0.00	0.00	0.00	1,997.15	Receivable last period
CUSIP: H84989104 Ex date: 16 NOV 23 / Pay date: 01 DEC 23							
WARNER MUSIC GROUP CORP CL A CL A	.1700 13,390.000	2,276.30	0.00	0.00	0.00	2,276.30	Receivable last period
CUSIP: 934550203 Ex date: 20 NOV 23 / Pay date: 01 DEC 23							

Portfolio Statement

1 DEC 23 - 31 DEC 23

Account number XXXXXXXXXX
Account Name *UFCW TRI-STATE -COOKE & BI-SL

◆ Income & Expense Detail - Base Currency

Page 31 of 50

Description Asset ID/Dates	Rate Shares/PAR	Gross Amount	Tax Recoverable	Tax Withheld	Tax Credit	Net Amount	Transaction Type
<i>Income</i>							
Equities							
Common Stock							
WHIRLPOOL CORP COM	1.7500	2,992.50	0.00	0.00	0.00	2,992.50	Receivable last period
CUSIP: 963320106 Ex date: 16 NOV 23 / Pay date: 15 DEC 23	1,710.000						
WOODWARD INC COM	.2200	418.66	0.00	0.00	0.00	418.66	Receivable last period
CUSIP: 980745103 Ex date: 17 NOV 23 / Pay date: 04 DEC 23	1,903.000						
ALLSTATE CORP COM	.8900	1,165.90	0.00	0.00	0.00	1,165.90	Receivable this period
CUSIP: 020002101 Ex date: 29 NOV 23 / Pay date: 02 JAN 24	1,310.000						
CHUBB LTD ORD CHF24.15	.8600	1,513.60	0.00	0.00	0.00	1,513.60	Receivable this period
CUSIP: H1467J104 Ex date: 14 DEC 23 / Pay date: 05 JAN 24	1,760.000						
DENTSPLY SIRONA INC COM	.1400	1,836.52	0.00	0.00	0.00	1,836.52	Receivable this period
CUSIP: 24906P109 Ex date: 28 DEC 23 / Pay date: 12 JAN 24	13,118.000						
INGREDION INC COM	.7800	1,482.00	0.00	0.00	0.00	1,482.00	Receivable this period
CUSIP: 457187102 Ex date: 29 DEC 23 / Pay date: 23 JAN 24	1,900.000						
MEDTRONIC PLC COMMON STOCK	.6900	3,767.40	0.00	0.00	0.00	3,767.40	Receivable this period
CUSIP: G5960L103 Ex date: 19 DEC 23 / Pay date: 12 JAN 24	5,460.000						
OMNICOM GROUP INC COM	.7000	4,130.00	0.00	0.00	0.00	4,130.00	Receivable this period
CUSIP: 681919106 Ex date: 21 DEC 23 / Pay date: 12 JAN 24	5,900.000						
PHILIP MORRIS INTL COM STK NPV	1.3000	4,797.00	0.00	0.00	0.00	4,797.00	Receivable this period
CUSIP: 718172109 Ex date: 20 DEC 23 / Pay date: 10 JAN 24	3,690.000						
STATE STR CORP COM	.6900	4,664.40	0.00	0.00	0.00	4,664.40	Receivable this period
CUSIP: 857477103 Ex date: 29 DEC 23 / Pay date: 12 JAN 24	6,760.000						
AMETEK INC NEW COM	.2500	480.00	0.00	0.00	0.00	480.00	Received this period
CUSIP: 031100100 Ex date: 07 DEC 23 / Pay date: 22 DEC 23	1,920.000						

Portfolio Statement

1 DEC 23 - 31 DEC 23

Account number XXXXXXXXXX
Account Name *UFCW TRI-STATE -COOKE & BI-SL

◆ Income & Expense Detail - Base Currency

Page 32 of 50

Description Asset ID/Dates	Rate Shares/PAR	Gross Amount	Tax Recoverable	Tax Withheld	Tax Credit	Net Amount	Transaction Type
<i>Income</i>							
Equities							
Common Stock							
ATMOS ENERGY CORP COM	.8050 2,693.000	2,167.87	0.00	0.00	0.00	2,167.87	Received this period
CUSIP: 049560105 Ex date: 24 NOV 23 / Pay date: 11 DEC 23							
ATMOS ENERGY CORP COM	.8050 317.000	255.19	0.00	0.00	0.00	255.19	Received this period
CUSIP: 049560105 Ex date: 24 NOV 23 / Pay date: 11 DEC 23							
BANK OF AMERICA CORP	.2400 8,050.000	1,932.00	0.00	0.00	0.00	1,932.00	Received this period
CUSIP: 060505104 Ex date: 30 NOV 23 / Pay date: 29 DEC 23							
BECTON DICKINSON & CO COM	.9500 1,590.000	1,510.50	0.00	0.00	0.00	1,510.50	Received this period
CUSIP: 075887109 Ex date: 07 DEC 23 / Pay date: 29 DEC 23							
CONOCOPHILLIPS COM	.5800 3,490.000	2,024.20	0.00	0.00	0.00	2,024.20	Received this period
CUSIP: 20825C104 Ex date: 13 NOV 23 / Pay date: 01 DEC 23							
CROWN CASTLE INC COM	1.5650 2,650.000	4,147.25	0.00	0.00	0.00	4,147.25	Received this period
CUSIP: 22822V101 Ex date: 14 DEC 23 / Pay date: 29 DEC 23							
DISCOVER FINL SVCS COM STK	.7000 3,650.000	2,555.00	0.00	0.00	0.00	2,555.00	Received this period
CUSIP: 254709108 Ex date: 21 NOV 23 / Pay date: 07 DEC 23							
EOG RESOURCES INC COM	1.5000 2,880.000	4,320.00	0.00	0.00	0.00	4,320.00	Received this period
CUSIP: 26875P101 Ex date: 14 DEC 23 / Pay date: 29 DEC 23							
FIDELITY NATL FINL INC NEW FORMERLY FIDELITY COMMON STOCK	.4800 10,180.000	4,886.40	0.00	0.00	0.00	4,886.40	Received this period
CUSIP: 31620R303 Ex date: 14 DEC 23 / Pay date: 29 DEC 23							
HCA HEALTHCARE INC COM	.6000 1,540.000	924.00	0.00	0.00	0.00	924.00	Received this period
CUSIP: 40412C101 Ex date: 13 DEC 23 / Pay date: 28 DEC 23							
JOHNSON & JOHNSON COM USD1	1.1900 2,109.000	2,509.71	0.00	0.00	0.00	2,509.71	Received this period
CUSIP: 478160104 Ex date: 20 NOV 23 / Pay date: 05 DEC 23							

Portfolio Statement

1 DEC 23 - 31 DEC 23

Account number XXXXXXXXXX
Account Name *UFCW TRI-STATE -COOKE & BI-SL

◆ Income & Expense Detail - Base Currency

Page 33 of 50

Description Asset ID/Dates	Rate Shares/PAR	Gross Amount	Tax Recoverable	Tax Withheld	Tax Credit	Net Amount	Transaction Type
<i>Income</i>							
Equities							
Common Stock							
KRAFT HEINZ CO COM	.4000 8,840.000	3,536.00	0.00	0.00	0.00	3,536.00	Received this period
CUSIP: 500754106 Ex date: 30 NOV 23 / Pay date: 29 DEC 23							
LAB CORP AMER HLDGS COM NEW	.7200 1,770.000	1,274.40	0.00	0.00	0.00	1,274.40	Received this period
CUSIP: 50540R409 Ex date: 07 NOV 23 / Pay date: 12 DEC 23							
STANLEY BLACK & DECKER INC COM	.8100 3,770.000	3,053.70	0.00	0.00	0.00	3,053.70	Received this period
CUSIP: 854502101 Ex date: 30 NOV 23 / Pay date: 19 DEC 23							
TE CONNECTIVITY LTD	.5900 3,385.000	1,997.15	0.00	0.00	0.00	1,997.15	Received this period
CUSIP: H84989104 Ex date: 16 NOV 23 / Pay date: 01 DEC 23							
WARNER MUSIC GROUP CORP CL A CL A	.1700 13,390.000	2,276.30	0.00	0.00	0.00	2,276.30	Received this period
CUSIP: 934550203 Ex date: 20 NOV 23 / Pay date: 01 DEC 23							
WHIRLPOOL CORP COM	1.7500 1,310.000	2,292.50	0.00	0.00	0.00	2,292.50	Received this period
CUSIP: 963320106 Ex date: 16 NOV 23 / Pay date: 15 DEC 23							
WHIRLPOOL CORP COM	1.7500 400.000	700.00	0.00	0.00	0.00	700.00	Received this period
CUSIP: 963320106 Ex date: 16 NOV 23 / Pay date: 15 DEC 23							
WILLIAMS CO INC COM	.4475 9,480.000	4,242.30	0.00	0.00	0.00	4,242.30	Received this period
CUSIP: 969457100 Ex date: 07 DEC 23 / Pay date: 26 DEC 23							
WOODWARD INC COM	.2200 1,903.000	418.66	0.00	0.00	0.00	418.66	Received this period
CUSIP: 980745103 Ex date: 17 NOV 23 / Pay date: 04 DEC 23							

Portfolio Statement

1 DEC 23 - 31 DEC 23

Account number [REDACTED]
Account Name *UFCW TRI-STATE -COOKE & BI-SL

◆ Income & Expense Detail - Base Currency

Page 34 of 50

Description Asset ID/Dates	Rate Shares/PAR	Gross Amount	Tax Recoverable	Tax Withheld	Tax Credit	Net Amount	Transaction Type
<i>Income</i>							
Equities							
Common Stock							
Total Common Stock		39,427.79	0.00	0.00	0.00	39,427.79	Receivable last period
		23,356.82	0.00	0.00	0.00	23,356.82	Receivable this period
		59,815.24	0.00	464.03	0.00	59,351.21	Received this period
		0.00	0.00	0.00	0.00	0.00	Income received from prior
		0.00	0.00	0.00	0.00	0.00	Broker commissions recaptured
		0.00	0.00	0.00	0.00	0.00	Tax recoverable last period
		0.00	0.00	0.00	0.00	0.00	Tax recoverable this period
		0.00	0.00	0.00	0.00	0.00	Tax reclaims received
		0.00	0.00	0.00	0.00	0.00	Income purchased this period
		0.00	0.00	0.00	0.00	0.00	Income sold this period
		0.00	0.00	0.00	0.00	0.00	Tax recoverable received this period
		0.00	0.00	0.00	0.00	0.00	Tax recoverable delivered this period
		0.00	0.00	0.00	0.00	0.00	Accrued income received this period
		0.00	0.00	0.00	0.00	0.00	Accrued income delivered this period
		43,744.27	0.00	464.03	0.00	43,280.24	Earned income
Total Equities		39,427.79	0.00	0.00	0.00	39,427.79	Receivable last period
		23,356.82	0.00	0.00	0.00	23,356.82	Receivable this period
		59,815.24	0.00	464.03	0.00	59,351.21	Received this period
		0.00	0.00	0.00	0.00	0.00	Income received from prior
		0.00	0.00	0.00	0.00	0.00	Broker commissions recaptured
		0.00	0.00	0.00	0.00	0.00	Tax recoverable last period
		0.00	0.00	0.00	0.00	0.00	Tax recoverable this period
		0.00	0.00	0.00	0.00	0.00	Tax reclaims received
		0.00	0.00	0.00	0.00	0.00	Income purchased this period
		0.00	0.00	0.00	0.00	0.00	Income sold this period
		0.00	0.00	0.00	0.00	0.00	Tax recoverable received this period
		0.00	0.00	0.00	0.00	0.00	Tax recoverable delivered this period
		0.00	0.00	0.00	0.00	0.00	Accrued income received this period
		0.00	0.00	0.00	0.00	0.00	Accrued income delivered this period
		43,744.27	0.00	464.03	0.00	43,280.24	Earned income

Portfolio Statement

1 DEC 23 - 31 DEC 23

Account number XXXXXXXXXX
Account Name *UFCW TRI-STATE -COOKE & BI-SL

◆ Income & Expense Detail - Base Currency

Page 35 of 50

Description Asset ID/Dates	Rate Shares/PAR	Gross Amount	Tax Recoverable	Tax Withheld	Tax Credit	Net Amount	Transaction Type
<i>Income</i>							
Cash and Cash Equivalents							
Funds - Short Term Investment							
United States - USD							
NT COLLECTIVE SHORT TERM INVT FD	5.6596 0.000	3,172.08	0.00	0.00	0.00	3,172.08	Receivable last period
CUSIP: 66586U452							
NT COLLECTIVE SHORT TERM INVT FD	5.6496 0.000	2,396.97	0.00	0.00	0.00	2,396.97	Receivable this period
CUSIP: 66586U452							
NT COLLECTIVE SHORT TERM INVT FD	.0000 0.000	3,258.65	0.00	0.00	0.00	3,258.65	Received this period
CUSIP: 66586U452 Ex date: 30 NOV 23 / Pay date: 05 DEC 23							
Total Funds - Short Term Investment		3,172.08	0.00	0.00	0.00	3,172.08	Receivable last period
		2,396.97	0.00	0.00	0.00	2,396.97	Receivable this period
		3,258.65	0.00	0.00	0.00	3,258.65	Received this period
		0.00	0.00	0.00	0.00	0.00	Income received from prior
		0.00	0.00	0.00	0.00	0.00	Broker commissions recaptured
		0.00	0.00	0.00	0.00	0.00	Tax recoverable last period
		0.00	0.00	0.00	0.00	0.00	Tax recoverable this period
		0.00	0.00	0.00	0.00	0.00	Tax reclaims received
		0.00	0.00	0.00	0.00	0.00	Income purchased this period
		0.00	0.00	0.00	0.00	0.00	Income sold this period
		0.00	0.00	0.00	0.00	0.00	Tax recoverable received this period
		0.00	0.00	0.00	0.00	0.00	Tax recoverable delivered this period
		0.00	0.00	0.00	0.00	0.00	Accrued income received this period
		0.00	0.00	0.00	0.00	0.00	Accrued income delivered this period
		2,483.54	0.00	0.00	0.00	2,483.54	Earned income
Total Cash and Cash Equivalents		3,172.08	0.00	0.00	0.00	3,172.08	Receivable last period
		2,396.97	0.00	0.00	0.00	2,396.97	Receivable this period
		3,258.65	0.00	0.00	0.00	3,258.65	Received this period
		0.00	0.00	0.00	0.00	0.00	Income received from prior
		0.00	0.00	0.00	0.00	0.00	Broker commissions recaptured
		0.00	0.00	0.00	0.00	0.00	Tax recoverable last period
		0.00	0.00	0.00	0.00	0.00	Tax recoverable this period
		0.00	0.00	0.00	0.00	0.00	Tax reclaims received
		0.00	0.00	0.00	0.00	0.00	Income purchased this period
		0.00	0.00	0.00	0.00	0.00	Income sold this period

Portfolio Statement

1 DEC 23 - 31 DEC 23

Account number XXXXXXXXXX
Account Name *UFCW TRI-STATE -COOKE & BI-SL

◆ Income & Expense Detail - Base Currency

Page 36 of 50

Description Asset ID/Dates	Rate Shares/PAR	Gross Amount	Tax Recoverable	Tax Withheld	Tax Credit	Net Amount	Transaction Type
<i>Income</i>							
Cash and Cash Equivalents							
Funds - Short Term Investment							
		0.00	0.00	0.00	0.00	0.00	Tax recoverable received this period
		0.00	0.00	0.00	0.00	0.00	Tax recoverable delivered this period
		0.00	0.00	0.00	0.00	0.00	Accrued income received this period
		0.00	0.00	0.00	0.00	0.00	Accrued income delivered this period
		2,483.54	0.00	0.00	0.00	2,483.54	Earned income
<i>Income</i>							
Securities Lending							
United States - USD							
SECURITIES LENDING INCOME FROM GLOBAL EQUITY SECURITIES CUSIP: 999938343 Ex date: 15 DEC 23 / Pay date: 15 DEC 23	.0000 0.000	2,896.39	0.00	0.00	0.00	2,896.39	Received this period
SECURITIES LENDING INCOME FROM LENDING US CORPORATE SECURITIES CUSIP: 999938327 Ex date: 15 DEC 23 / Pay date: 15 DEC 23	.0000 0.000	352.62	0.00	0.00	0.00	352.62	Received this period
Total							
		0.00	0.00	0.00	0.00	0.00	Receivable last period
		0.00	0.00	0.00	0.00	0.00	Receivable this period
		3,249.01	0.00	0.00	0.00	3,249.01	Received this period
		0.00	0.00	0.00	0.00	0.00	Income received from prior
		0.00	0.00	0.00	0.00	0.00	Broker commissions recaptured
		0.00	0.00	0.00	0.00	0.00	Tax recoverable last period
		0.00	0.00	0.00	0.00	0.00	Tax recoverable this period
		0.00	0.00	0.00	0.00	0.00	Tax reclaims received
		0.00	0.00	0.00	0.00	0.00	Income purchased this period
		0.00	0.00	0.00	0.00	0.00	Income sold this period
		0.00	0.00	0.00	0.00	0.00	Tax recoverable received this period
		0.00	0.00	0.00	0.00	0.00	Tax recoverable delivered this period
		0.00	0.00	0.00	0.00	0.00	Accrued income received this period
		0.00	0.00	0.00	0.00	0.00	Accrued income delivered this period
		3,249.01	0.00	0.00	0.00	3,249.01	Earned income

Portfolio Statement

1 DEC 23 - 31 DEC 23

Account number XXXXXXXXXX
Account Name *UFCW TRI-STATE -COOKE & BI-SL

◆ Income & Expense Detail - Base Currency

Page 37 of 50

Description Asset ID/Dates	Rate Shares/PAR	Gross Amount	Tax Recoverable	Tax Withheld	Tax Credit	Net Amount	Transaction Type
<i>Income</i>							
Securities Lending							
<hr/>							
Total Securities Lending		0.00	0.00	0.00	0.00	0.00	Receivable last period
		0.00	0.00	0.00	0.00	0.00	Receivable this period
		3,249.01	0.00	0.00	0.00	3,249.01	Received this period
		0.00	0.00	0.00	0.00	0.00	Income received from prior
		0.00	0.00	0.00	0.00	0.00	Broker commissions recaptured
		0.00	0.00	0.00	0.00	0.00	Tax recoverable last period
		0.00	0.00	0.00	0.00	0.00	Tax recoverable this period
		0.00	0.00	0.00	0.00	0.00	Tax reclaims received
		0.00	0.00	0.00	0.00	0.00	Income purchased this period
		0.00	0.00	0.00	0.00	0.00	Income sold this period
		0.00	0.00	0.00	0.00	0.00	Tax recoverable received this period
		0.00	0.00	0.00	0.00	0.00	Tax recoverable delivered this period
		0.00	0.00	0.00	0.00	0.00	Accrued income received this period
		0.00	0.00	0.00	0.00	0.00	Accrued income delivered this period
		3,249.01	0.00	0.00	0.00	3,249.01	Earned income
<hr/>							
Total Income		42,599.87	0.00	0.00	0.00	42,599.87	Receivable last period
		25,753.79	0.00	0.00	0.00	25,753.79	Receivable this period
		66,322.90	0.00	464.03	0.00	65,858.87	Received this period
		0.00	0.00	0.00	0.00	0.00	Income received from prior
		0.00	0.00	0.00	0.00	0.00	Broker commissions recaptured
		0.00	0.00	0.00	0.00	0.00	Tax recoverable last period
		0.00	0.00	0.00	0.00	0.00	Tax recoverable this period
		0.00	0.00	0.00	0.00	0.00	Tax reclaims received
		0.00	0.00	0.00	0.00	0.00	Income purchased this period
		0.00	0.00	0.00	0.00	0.00	Income sold this period
		0.00	0.00	0.00	0.00	0.00	Tax recoverable received this period
		0.00	0.00	0.00	0.00	0.00	Tax recoverable delivered this period
		0.00	0.00	0.00	0.00	0.00	Accrued income received this period
		0.00	0.00	0.00	0.00	0.00	Accrued income delivered this period
		49,476.82	0.00	464.03	0.00	49,012.79	Earned income

Portfolio Statement

1 DEC 23 - 31 DEC 23

Account number XXXXXXXXXX
Account Name *UFCW TRI-STATE -COOKE & BI-SL

◆ Income & Expense Detail - Base Currency

Page 38 of 50

Description Asset ID/Dates	Rate Shares/PAR	Gross Amount	Tax Recoverable	Tax Withheld	Tax Credit	Net Amount	Transaction Type
<i>Expense</i>							
Cash and Cash Equivalents							
Funds - Short Term Investment							
United States - USD							
NORTHERN TRUST SWEEP FEE	5.6545 0.000	-86.58	0.00	0.00	0.00	- 86.58	Paid this period
CUSIP: 66586U452 Value date: 05 DEC 23 / Entry date: 05 DEC 23							
Total Funds - Short Term Investment		0.00	0.00	0.00	0.00	0.00	Payable last period
		0.00	0.00	0.00	0.00	0.00	Payable this period
		-86.58	0.00	0.00	0.00	- 86.58	Paid this period
		0.00	0.00	0.00	0.00	0.00	Income received from prior
		0.00	0.00	0.00	0.00	0.00	Broker commissions recaptured
		0.00	0.00	0.00	0.00	0.00	Tax recoverable last period
		0.00	0.00	0.00	0.00	0.00	Tax recoverable this period
		0.00	0.00	0.00	0.00	0.00	Tax reclaims received
		0.00	0.00	0.00	0.00	0.00	Liability expense paid
		0.00	0.00	0.00	0.00	0.00	Liability expense received
		0.00	0.00	0.00	0.00	0.00	Tax recoverable received this period
		0.00	0.00	0.00	0.00	0.00	Tax recoverable delivered this period
		0.00	0.00	0.00	0.00	0.00	Accrued expense received this period
		0.00	0.00	0.00	0.00	0.00	Accrued expense delivered this period
		-86.58	0.00	0.00	0.00	- 86.58	Expenses recognized
Total Cash and Cash Equivalents		0.00	0.00	0.00	0.00	0.00	Payable last period
		0.00	0.00	0.00	0.00	0.00	Payable this period
		-86.58	0.00	0.00	0.00	- 86.58	Paid this period
		0.00	0.00	0.00	0.00	0.00	Income received from prior
		0.00	0.00	0.00	0.00	0.00	Broker commissions recaptured
		0.00	0.00	0.00	0.00	0.00	Tax recoverable last period
		0.00	0.00	0.00	0.00	0.00	Tax recoverable this period
		0.00	0.00	0.00	0.00	0.00	Tax reclaims received
		0.00	0.00	0.00	0.00	0.00	Liability expense paid
		0.00	0.00	0.00	0.00	0.00	Liability expense received
		0.00	0.00	0.00	0.00	0.00	Tax recoverable received this period
		0.00	0.00	0.00	0.00	0.00	Tax recoverable delivered this period
		0.00	0.00	0.00	0.00	0.00	Accrued expense received this period
		0.00	0.00	0.00	0.00	0.00	Accrued expense delivered this period
		-86.58	0.00	0.00	0.00	- 86.58	Expenses recognized

Portfolio Statement

1 DEC 23 - 31 DEC 23

Account number XXXXXXXXXX
Account Name *UFCW TRI-STATE -COOKE & BI-SL

◆ Income & Expense Detail - Base Currency

Page 39 of 50

Description Asset ID/Dates	Rate Shares/PAR	Gross Amount	Tax Recoverable	Tax Withheld	Tax Credit	Net Amount	Transaction Type
<i>Expense</i>							
Expenses							
Securities Lending Fees							
United States - USD							
6031005 - CORPORATE FEE FOR SECURITIES LENDING FOR THE MONTH OF NOVEMBER 2023 CUSIP: 999938368 Value date: 15 DEC 23 / Entry date: 15 DEC 23	.0000 0.000	-140.90	0.00	0.00	0.00	- 140.90	Paid this period
6031007 - GLOBAL EQUITY FEE FOR SECURITIES LENDING FOR THE MONTH OF NOVEMBER 2023 CUSIP: 999938384 Value date: 15 DEC 23 / Entry date: 15 DEC 23	.0000 0.000	-1,158.44	0.00	0.00	0.00	- 1,158.44	Paid this period
Total Securities Lending Fees		0.00 0.00 -1,299.34 0.00 0.00 0.00 0.00 0.00 0.00 0.00 0.00 0.00 0.00 0.00 0.00 0.00 0.00 -1,299.34	0.00 0.00 0.00 0.00 0.00 0.00 0.00 0.00 0.00 0.00 0.00 0.00 0.00 0.00 0.00 0.00 0.00 0.00	0.00 0.00 0.00 0.00 0.00 0.00 0.00 0.00 0.00 0.00 0.00 0.00 0.00 0.00 0.00 0.00 0.00 0.00	0.00 0.00 0.00 0.00 0.00 0.00 0.00 0.00 0.00 0.00 0.00 0.00 0.00 0.00 0.00 0.00 0.00 0.00	0.00 0.00 - 1,299.34 0.00 0.00 0.00 0.00 0.00 0.00 0.00 0.00 0.00 0.00 0.00 0.00 0.00 0.00 0.00 0.00 - 1,299.34	Payable last period Payable this period Paid this period Income received from prior Broker commissions recaptured Tax recoverable last period Tax recoverable this period Tax reclaims received Liability expense paid Liability expense received Tax recoverable received this period Tax recoverable delivered this period Accrued expense received this period Accrued expense delivered this period Expenses recognized
Total Expenses		0.00 0.00 -1,299.34 0.00 0.00 0.00 0.00 0.00 0.00 0.00 0.00 0.00 0.00 0.00 0.00 0.00 0.00 0.00 -1,299.34	0.00 0.00 0.00 0.00 0.00 0.00 0.00 0.00 0.00 0.00 0.00 0.00 0.00 0.00 0.00 0.00 0.00 0.00	0.00 0.00 0.00 0.00 0.00 0.00 0.00 0.00 0.00 0.00 0.00 0.00 0.00 0.00 0.00 0.00 0.00 0.00	0.00 0.00 0.00 0.00 0.00 0.00 0.00 0.00 0.00 0.00 0.00 0.00 0.00 0.00 0.00 0.00 0.00 0.00	0.00 0.00 - 1,299.34 0.00 0.00 0.00 0.00 0.00 0.00 0.00 0.00 0.00 0.00 0.00 0.00 0.00 0.00 0.00 0.00 - 1,299.34	Payable last period Payable this period Paid this period Income received from prior Broker commissions recaptured Tax recoverable last period Tax recoverable this period Tax reclaims received Liability expense paid Liability expense received Tax recoverable received this period Tax recoverable delivered this period Accrued expense received this period Accrued expense delivered this period Expenses recognized

Portfolio Statement

1 DEC 23 - 31 DEC 23

Account number XXXXXXXXXX
Account Name *UFCW TRI-STATE -COOKE & BI-SL

◆ Income & Expense Detail - Base Currency

Page 40 of 50

Description Asset ID/Dates	Rate Shares/PAR	Gross Amount	Tax Recoverable	Tax Withheld	Tax Credit	Net Amount	Transaction Type
<i>Expense</i>							
Expenses							
Securities Lending Fees							
<hr/>							
Total Expense		0.00	0.00	0.00	0.00	0.00	Payable last period
		0.00	0.00	0.00	0.00	0.00	Payable this period
		-1,385.92	0.00	0.00	0.00	- 1,385.92	Paid this period
		0.00	0.00	0.00	0.00	0.00	Income received from prior
		0.00	0.00	0.00	0.00	0.00	Broker commissions recaptured
		0.00	0.00	0.00	0.00	0.00	Tax recoverable last period
		0.00	0.00	0.00	0.00	0.00	Tax recoverable this period
		0.00	0.00	0.00	0.00	0.00	Tax reclaims received
		0.00	0.00	0.00	0.00	0.00	Liability expense paid
		0.00	0.00	0.00	0.00	0.00	Liability expense received
		0.00	0.00	0.00	0.00	0.00	Tax recoverable received this period
		0.00	0.00	0.00	0.00	0.00	Tax recoverable delivered this period
		0.00	0.00	0.00	0.00	0.00	Accrued expense received this period
		0.00	0.00	0.00	0.00	0.00	Accrued expense delivered this period
		-1,385.92	0.00	0.00	0.00	-1,385.92	Expenses recognized

Please note that the Tax Withheld column may contain amounts related to FATCA withholdings

Portfolio Statement

1 DEC 23 - 31 DEC 23

Account number [REDACTED]
Account Name *UFCW TRI-STATE -COOKE & BI-SL

Page 41 of 50

◆ Funding & Disbursement Summary

Transaction type	Receipts	Disbursements	Accruals	Market value	Cost	Transaction amount Cost on gain/loss	Realized gain/loss	
							Market Translation	Total
Interportfolio Transfers Out	0.00	- 375,000.00	0.00	0.00	0.00	- 375,000.00 0.00	0.00 0.00	0.00
Total	0.00	- 375,000.00	0.00	0.00	0.00	- 375,000.00 0.00	0.00 0.00	0.00

Portfolio Statement

1 DEC 23 - 31 DEC 23

Account number [REDACTED]
Account Name *UFCW TRI-STATE -COOKE & BI-SL

◆ Funding & Disbursement Detail *Interportfolio Transfers Out*

Page 42 of 50

<u>Trade date</u> <u>Settle date</u> Asset ID	<u>Security description</u> Transaction description	Accrued Income	Market value	Cost	Transaction amount	Realized gain/loss Market Translation	Total
22 Dec 23	United States dollar	0.00	0.00	0.00	- 375,000.00	0.00	0.00
22 Dec 23	TRANSFERRED TO INVESTMENT MANAGEMENT ADVISORY ACCOUNT [REDACTED], *UFCW TRI-STATE - CONT/DISB-SL					0.00	
Total interportfolio transfers out		0.00	0.00	0.00	- 375,000.00	0.00 0.00	0.00
Total		0.00	0.00	0.00		0.00 0.00	0.00

Portfolio Statement

1 DEC 23 - 31 DEC 23

Account number XXXXXXXXXX
Account Name *UFCW TRI-STATE -COOKE & BI-SL

◆ Capital Change Detail

Page 43 of 50

Ex date	<u>Original security description/Asset ID</u> Shares	Original cost	Change description	Payment Amount	<u>Resulting security description/Asset ID</u> Shares	Resulting cost	Realized gain/loss Market Translation
---------	---	------------------	--------------------	-------------------	--	-------------------	---

NO DATA TO REPORT

Portfolio Statement

1 DEC 23 - 31 DEC 23

Account number XXXXXXXXXX
Account Name *UFCW TRI-STATE -COOKE & BI-SL

◆ Cash Activity Detail

Page 44 of 50

Income cash - USD

Value Date Entry Date	Transaction Narrative/ Security Description	Local Receipt/ Disbursement	USD Balance	Base Receipt/ Disbursement	Balance
	Beginning cash balance		13,120,320.51		13,120,320.51
1 Dec 23	.59 PER SHARE ON 3385.00 SHARES EX DATE 11-16-23 RECORD DATE 11-17-23	1,997.15	13,122,317.66	1,997.15	13,122,317.66
1 Dec 23	GROSS RATE .59 TAX RATE .00% TE CONNECTIVITY LTD				
1 Dec 23	\$0.17 a share on 13,390.00 shares Ex Date 11/20/23 Record Date 11/21/23 Pay Date 12/01/23	2,276.30	13,124,593.96	2,276.30	13,124,593.96
1 Dec 23	WARNER MUSIC GROUP CORP CL A CL A				
1 Dec 23	\$0.58 a share on 3,490.00 shares Ex Date 11/13/23 Record Date 11/14/23	2,024.20	13,126,618.16	2,024.20	13,126,618.16
1 Dec 23	Pay Date 12/01/23 CONOCOPHILLIPS COM				
4 Dec 23	\$0.22 a share on 1,903.00 shares Ex Date 11/17/23 Record Date 11/20/23	418.66	13,127,036.82	418.66	13,127,036.82
4 Dec 23	Pay Date 12/04/23 WOODWARD INC COM				
5 Dec 23	\$1.19 a share on 2,109.00 shares Ex Date 11/20/23 Record Date 11/21/23	2,509.71	13,129,546.53	2,509.71	13,129,546.53
5 Dec 23	Pay Date 12/05/23 JOHNSON & JOHNSON COM USD1				
5 Dec 23	INCOME RECEIVED	3,258.65	13,132,805.18	3,258.65	13,132,805.18
5 Dec 23	NT COLLECTIVE SHORT TERM INVT FD				
5 Dec 23	NORTHERN TRUST SWEEP FEE	- 86.58	13,132,718.60	- 86.58	13,132,718.60
5 Dec 23	NT COLLECTIVE SHORT TERM INVT FD				
7 Dec 23	\$0.7 a share on 3,650.00 shares Ex Date 11/21/23 Record Date 11/22/23	2,555.00	13,135,273.60	2,555.00	13,135,273.60
7 Dec 23	Pay Date 12/07/23 DISCOVER FINL SVCS COM STK				
8 Dec 23	.4489 PER SHARE ON 7420.00 SHARES EX DATE 11-16-23 RECORD DATE 11-17-23 GROSS RATE .4539 TAX RATE .00% ADR FEE .005 * PMT IN LIEU OF INCOME-SECURITY O	3,330.84	13,138,604.44	3,330.84	13,138,604.44
8 Dec 23	ADR UNILEVER PLC SPONSORED ADR NEW				
11 Dec 23	\$0.805 a share on 2,693.00 shares Ex Date 11/24/23 Record Date 11/27/23 Pay Date 12/11/23 Substitute Income-Security on Loan	2,167.87	13,140,772.31	2,167.87	13,140,772.31
11 Dec 23	ATMOS ENERGY CORP COM				
11 Dec 23	\$0.805 a share on 317.00 shares Ex Date 11/24/23 Record Date 11/27/23	255.19	13,141,027.50	255.19	13,141,027.50
11 Dec 23	Pay Date 12/11/23 Substitute Income-Security on Loan ATMOS ENERGY CORP COM				
12 Dec 23	\$0.72 a share on 1,770.00 shares Ex Date 11/07/23 Record Date 11/08/23	1,274.40	13,142,301.90	1,274.40	13,142,301.90
12 Dec 23	Pay Date 12/12/23 LAB CORP AMER HLDGS COM NEW				

Portfolio Statement

1 DEC 23 - 31 DEC 23

Account number XXXXXXXXXX
Account Name *UFCW TRI-STATE -COOKE & BI-SL

◆ Cash Activity Detail

Page 45 of 50

Income cash - USD

Value Date Entry Date	Transaction Narrative/ Security Description	Local Receipt/ Disbursement	USD Balance	Base Receipt/ Disbursement	Balance
15 Dec 23	\$1.75 a share on 1,310.00 shares Ex Date 11/16/23 Record Date 11/17/23	2,292.50	13,144,594.40	2,292.50	13,144,594.40
15 Dec 23	Pay Date 12/15/23 Substitute Income-Security on Loan WHIRLPOOL CORP COM				
15 Dec 23	\$1.75 a share on 400.00 shares Ex Date 11/16/23 Record Date 11/17/23	700.00	13,145,294.40	700.00	13,145,294.40
15 Dec 23	Pay Date 12/15/23 Substitute Income-Security on Loan WHIRLPOOL CORP COM				
15 Dec 23	FOR THE MONTH OF NOVEMBER 2023	2,896.39	13,148,190.79	2,896.39	13,148,190.79
15 Dec 23	SECURITIES LENDING INCOME FROM GLOBAL EQUITY SECURITIES				
15 Dec 23	FOR THE MONTH OF NOVEMBER 2023	352.62	13,148,543.41	352.62	13,148,543.41
15 Dec 23	SECURITIES LENDING INCOME FROM LENDING US CORPORATE SECURITIES				
15 Dec 23	6031005 - CORPORATE FEE FOR SECURITIES LENDING FOR THE MONTH OF	- 140.90	13,148,402.51	- 140.90	13,148,402.51
15 Dec 23	NOVEMBER 2023 SECURITIES LENDING FEES FROM US CORPORATE SECURITIES				
15 Dec 23	6031007 - GLOBAL EQUITY FEE FOR SECURITIES LENDING FOR THE MONTH OF	- 1,158.44	13,147,244.07	- 1,158.44	13,147,244.07
15 Dec 23	NOVEMBER 2023 SECURITIES LENDING FEES FROM GLOBAL EQUITY SECURITIES				
18 Dec 23	.186 PER SHARE ON 13110.00 SHARES EX DATE 11-21-23 RECORD DATE	2,438.46	13,149,682.53	2,438.46	13,149,682.53
18 Dec 23	11-22-23 GROSS RATE .186 TAX RATE .00% * PMT IN LIEU OF INCOME-SECURITY ON LOAN GILDAN ACTIVEWEAR INC COM				
19 Dec 23	\$0.81 a share on 3,770.00 shares Ex Date 11/30/23 Record Date 12/01/23	3,053.70	13,152,736.23	3,053.70	13,152,736.23
19 Dec 23	Pay Date 12/19/23 Substitute Income-Security on Loan STANLEY BLACK & DECKER INC COM				
20 Dec 23	.25 PER SHARE ON 14638.00 SHARES EX DATE 11-30-23 RECORD DATE 12-01-23	3,659.50	13,156,395.73	3,659.50	13,156,395.73
20 Dec 23	GROSS RATE .25 TAX RATE .00% * PMT IN LIEU OF INCOME-SECURITY ON LOAN OPEN TEXT CORP COM				
21 Dec 23	.2295 PER SHARE ON 5753.00 SHARES EX DATE 11-29-23 RECORD DATE	1,320.31	13,157,716.04	1,320.31	13,157,716.04
21 Dec 23	11-30-23 GROSS RATE .27 TAX RATE 15.00% RB GLOBAL INC COM NPV				
22 Dec 23	\$0.25 a share on 1,920.00 shares Ex Date 12/07/23 Record Date 12/08/23	480.00	13,158,196.04	480.00	13,158,196.04
22 Dec 23	Pay Date 12/22/23 AMETEK INC NEW COM				
26 Dec 23	\$0.4475 a share on 9,480.00 shares Ex Date 12/07/23 Record Date	4,242.30	13,162,438.34	4,242.30	13,162,438.34
26 Dec 23	12/08/23 Pay Date 12/26/23 Substitute Income-Security on Loan WILLIAMS CO INC COM				
28 Dec 23	\$0.6 a share on 1,540.00 shares Ex Date 12/13/23 Record Date 12/14/23	924.00	13,163,362.34	924.00	13,163,362.34
28 Dec 23	Pay Date 12/28/23 HCA HEALTHCARE INC COM				

Portfolio Statement

1 DEC 23 - 31 DEC 23

Account number XXXXXXXXXX
Account Name *UFCW TRI-STATE -COOKE & BI-SL

◆ Cash Activity Detail

Page 46 of 50

Income cash - USD

Value Date Entry Date	Transaction Narrative/ Security Description	Local Receipt/ Disbursement	USD Balance	Base Receipt/ Disbursement	Balance
29 Dec 23	.0595 PER SHARE ON 18470.00 SHARES EX DATE 11-29-23 RECORD DATE	1,098.97	13,164,461.31	1,098.97	13,164,461.31
29 Dec 23	11-30-23 GROSS RATE .07 TAX RATE 15.00% BROOKFIELD CORP VTG SHS CL A				
29 Dec 23	\$0.24 a share on 8,050.00 shares Ex Date 11/30/23 Record Date 12/01/23	1,932.00	13,166,393.31	1,932.00	13,166,393.31
29 Dec 23	Pay Date 12/29/23 BANK OF AMERICA CORP				
29 Dec 23	\$0.4 a share on 8,840.00 shares Ex Date 11/30/23 Record Date 12/01/23	3,536.00	13,169,929.31	3,536.00	13,169,929.31
29 Dec 23	Pay Date 12/29/23 KRAFT HEINZ CO COM				
29 Dec 23	\$0.48 a share on 10,180.00 shares Ex Date 12/14/23 Record Date	4,886.40	13,174,815.71	4,886.40	13,174,815.71
29 Dec 23	12/15/23 Pay Date 12/29/23 Substitute Income-Security on Loan FIDELITY NATL FINL INC NEW FORMERLY FIDELITY COMMON STOCK				
29 Dec 23	\$0.95 a share on 1,590.00 shares Ex Date 12/07/23 Record Date 12/08/23	1,510.50	13,176,326.21	1,510.50	13,176,326.21
29 Dec 23	Pay Date 12/29/23 BECTON DICKINSON & CO COM				
29 Dec 23	\$1.565 a share on 2,650.00 shares Ex Date 12/14/23 Record Date	4,147.25	13,180,473.46	4,147.25	13,180,473.46
29 Dec 23	12/15/23 Pay Date 12/29/23 CROWN CASTLE INC COM				
29 Dec 23	Received cash on special distribution \$1.5 a share on 2,880.00 shares	4,320.00	13,184,793.46	4,320.00	13,184,793.46
29 Dec 23	Ex Date 12/14/23 Record Date 12/15/23 Pay Date 12/29/23 EOG RESOURCES INC COM				
	Ending cash balance		13,184,793.46		13,184,793.46

Portfolio Statement

1 DEC 23 - 31 DEC 23

Account number XXXXXXXXXX
Account Name *UFCW TRI-STATE -COOKE & BI-SL

◆ Cash Activity Detail

Page 47 of 50

Principal cash - USD

Value Date Entry Date	Transaction Narrative/ Security Description	Local Receipt/ Disbursement	USD Balance	Base Receipt/ Disbursement	Balance
	Beginning cash balance		- 13,120,320.51		- 13,120,320.51
1 Dec 23 1 Dec 23	Purchased 38,961.750 Units 01-Dec-2023 at a price of 1.00 Net NT COLLECTIVE SHORT TERM INVT FD	- 38,961.75	- 13,159,282.26	- 38,961.75	- 13,159,282.26
1 Dec 23 1 Dec 23	SOLD 410.00 SHARES 11-29-23 AT A PRICE OF \$79.709200 LESS BROKER COMMISSION OF \$16.40 AND OTHER CHARGES OF \$0.27 SANFORD C. BERNSTEIN & CO., LLC CBRE GROUP INC CL A CL A	32,664.10	- 13,126,618.16	32,664.10	- 13,126,618.16
4 Dec 23 4 Dec 23	Purchased 13,841.800 Units 04-Dec-2023 at a price of 1.00 Net NT COLLECTIVE SHORT TERM INVT FD	- 13,841.80	- 13,140,459.96	- 13,841.80	- 13,140,459.96
4 Dec 23 4 Dec 23	SOLD 170.00 SHARES 11-30-23 AT A PRICE OF \$79.000300 LESS BROKER COMMISSION OF \$6.80 AND OTHER CHARGES OF \$0.11 SANFORD C. BERNSTEIN & CO., LLC CBRE GROUP INC CL A CL A	13,423.14	- 13,127,036.82	13,423.14	- 13,127,036.82
5 Dec 23 5 Dec 23	Purchased 6,473.070 Units 05-Dec-2023 at a price of 1.00 Net NT COLLECTIVE SHORT TERM INVT FD	- 6,473.07	- 13,133,509.89	- 6,473.07	- 13,133,509.89
5 Dec 23 5 Dec 23	SOLD 10.00 SHARES 12-01-23 AT A PRICE OF \$79.170000 LESS BROKER COMMISSION OF \$0.40 AND OTHER CHARGES OF \$0.01 SANFORD C. BERNSTEIN & CO., LLC CBRE GROUP INC CL A CL A	791.29	- 13,132,718.60	791.29	- 13,132,718.60
7 Dec 23 7 Dec 23	PURCHASED 160.00 SHARES 12-05-23 AT A PRICE OF \$234.198400 PLUS BROKER COMMISSION OF \$0.80 BARCLAYS BANK PLC (ALL U.K. OFFICES) BECTON DICKINSON & CO COM	- 37,472.54	- 13,170,191.14	- 37,472.54	- 13,170,191.14
7 Dec 23 7 Dec 23	Sold 34,917.540 Units 07-Dec-2023 at a price of 1.00 Net NT COLLECTIVE SHORT TERM INVT FD	34,917.54	- 13,135,273.60	34,917.54	- 13,135,273.60
8 Dec 23 8 Dec 23	Purchased 97,954.710 Units 08-Dec-2023 at a price of 1.00 Net NT COLLECTIVE SHORT TERM INVT FD	- 97,954.71	- 13,233,228.31	- 97,954.71	- 13,233,228.31
8 Dec 23 8 Dec 23	SOLD 2,350.00 SHARES 12-06-23 AT A PRICE OF \$40.305800 LESS BROKER COMMISSION OF \$94.00 AND OTHER CHARGES OF \$0.76 COWEN AND COMPANY LLC US BANCORP	94,623.87	- 13,138,604.44	94,623.87	- 13,138,604.44
11 Dec 23 11 Dec 23	Purchased 2,423.060 Units 11-Dec-2023 at a price of 1.00 Net NT COLLECTIVE SHORT TERM INVT FD	- 2,423.06	- 13,141,027.50	- 2,423.06	- 13,141,027.50
12 Dec 23 12 Dec 23	Purchased 1,274.400 Units 12-Dec-2023 at a price of 1.00 Net NT COLLECTIVE SHORT TERM INVT FD	- 1,274.40	- 13,142,301.90	- 1,274.40	- 13,142,301.90
15 Dec 23 15 Dec 23	Purchased 122,869.930 Units 15-Dec-2023 at a price of 1.00 Net NT COLLECTIVE SHORT TERM INVT FD	- 122,869.93	- 13,265,171.83	- 122,869.93	- 13,265,171.83

Portfolio Statement

1 DEC 23 - 31 DEC 23

Account number XXXXXXXXXX
Account Name *UFCW TRI-STATE -COOKE & BI-SL

◆ Cash Activity Detail

Page 48 of 50

Principal cash - USD

Value Date Entry Date	Transaction Narrative/ Security Description	Local Receipt/ Disbursement	USD Balance	Base Receipt/ Disbursement	Balance
15 Dec 23	SOLD 1,400.00 SHARES 12-13-23 AT A PRICE OF \$42.003000 LESS BROKER	58,747.72	- 13,206,424.11	58,747.72	- 13,206,424.11
15 Dec 23	COMMISSION OF \$56.00 AND OTHER CHARGES OF \$.48 STIFEL, NICOLAUS & COMPANY, INCORPOR US BANCORP				
15 Dec 23	SOLD 700.00 SHARES 12-13-23 AT A PRICE OF \$40.850000 LESS BROKER	28,566.77	- 13,177,857.34	28,566.77	- 13,177,857.34
15 Dec 23	COMMISSION OF \$28.00 AND OTHER CHARGES OF \$.23 MORGAN STANLEY & CO. LLC US BANCORP				
15 Dec 23	SOLD 800.00 SHARES 12-13-23 AT A PRICE OF \$40.744000 LESS BROKER	32,562.94	- 13,145,294.40	32,562.94	- 13,145,294.40
15 Dec 23	COMMISSION OF \$32.00 AND OTHER CHARGES OF \$.26 STRATEGAS SECURITIES LLC US BANCORP				
18 Dec 23	Purchased 114,250.190 Units 18-Dec-2023 at a price of 1.00 Net	- 114,250.19	- 13,259,544.59	- 114,250.19	- 13,259,544.59
18 Dec 23	NT COLLECTIVE SHORT TERM INVT FD				
18 Dec 23	PURCHASED 180.00 SHARES 12-14-23 AT A PRICE OF \$220.305700 PLUS BROKER	- 39,655.93	- 13,299,200.52	- 39,655.93	- 13,299,200.52
18 Dec 23	COMMISSION OF \$.90 BOFA SECURITIES, INC. CHUBB LTD ORD CHF24.15				
18 Dec 23	SOLD 1,200.00 SHARES 12-14-23 AT A PRICE OF \$39.221500 LESS BROKER	47,053.42	- 13,252,147.10	47,053.42	- 13,252,147.10
18 Dec 23	COMMISSION OF \$12.00 AND OTHER CHARGES OF \$.38 CANTOR FITZGERALD & CO. BROOKFIELD CORP VTG SHS CL A				
18 Dec 23	SOLD 300.00 SHARES 12-14-23 AT A PRICE OF \$39.420000 LESS BROKER	11,824.41	- 13,240,322.69	11,824.41	- 13,240,322.69
18 Dec 23	COMMISSION OF \$1.50 AND OTHER CHARGES OF \$.09 BOFA SECURITIES, INC. BROOKFIELD CORP VTG SHS CL A				
18 Dec 23	SOLD 700.00 SHARES 12-14-23 AT A PRICE OF \$39.452700 LESS BROKER	27,613.16	- 13,212,709.53	27,613.16	- 13,212,709.53
18 Dec 23	COMMISSION OF \$3.50 AND OTHER CHARGES OF \$.23 BARCLAYS BANK PLC (ALL U.K. OFFICES) BROOKFIELD CORP VTG SHS CL A				
18 Dec 23	SOLD 700.00 SHARES 12-14-23 AT A PRICE OF \$90.079300 LESS BROKER	63,027.00	- 13,149,682.53	63,027.00	- 13,149,682.53
18 Dec 23	COMMISSION OF \$28.00 AND OTHER CHARGES OF \$.51 COWEN AND COMPANY LLC CBRE GROUP INC CL A CL A				
19 Dec 23	Purchased 119,268.680 Units 19-Dec-2023 at a price of 1.00 Net	- 119,268.68	- 13,268,951.21	- 119,268.68	- 13,268,951.21
19 Dec 23	NT COLLECTIVE SHORT TERM INVT FD				
19 Dec 23	PURCHASED 1,450.00 SHARES 12-15-23 AT A PRICE OF \$32.902700 PLUS	- 47,766.92	- 13,316,718.13	- 47,766.92	- 13,316,718.13
19 Dec 23	BROKER COMMISSION OF \$58.00 COWEN AND COMPANY LLC GILDAN ACTIVEWEAR INC COM				
19 Dec 23	PURCHASED 240.00 SHARES 12-15-23 AT A PRICE OF \$194.434900 PLUS BROKER	- 46,665.58	- 13,363,383.71	- 46,665.58	- 13,363,383.71
19 Dec 23	COMMISSION OF \$1.20 BOFA SECURITIES, INC. RENAISSANCE RE HLDGS LTD COM				

Portfolio Statement

1 DEC 23 - 31 DEC 23

Account number XXXXXXXXXX
Account Name *UFCW TRI-STATE -COOKE & BI-SL

◆ Cash Activity Detail

Page 49 of 50

Principal cash - USD

Value Date Entry Date	Transaction Narrative/ Security Description	Local Receipt/ Disbursement	USD Balance	Base Receipt/ Disbursement	Balance
19 Dec 23 19 Dec 23	SOLD 150.00 SHARES 12-15-23 AT A PRICE OF \$39.019400 LESS BROKER COMMISSION OF \$.75 AND OTHER CHARGES OF \$.05 BOFA SECURITIES, INC. BROOKFIELD CORP VTG SHS CL A	5,852.11	- 13,357,531.60	5,852.11	- 13,357,531.60
19 Dec 23 19 Dec 23	SOLD 2,040.00 SHARES 12-15-23 AT A PRICE OF \$44.896800 LESS BROKER COMMISSION OF \$10.20 AND OTHER CHARGES OF \$.74 BARCLAYS BANK PLC (ALL U.K. OFFICES) US BANCORP	91,578.53	- 13,265,953.07	91,578.53	- 13,265,953.07
19 Dec 23 19 Dec 23	SOLD 2,500.00 SHARES 12-15-23 AT A PRICE OF \$45.327100 LESS BROKER COMMISSION OF \$100.00 AND OTHER CHARGES OF \$.91 STIFEL, NICOLAUS & COMPANY, INCORPO US BANCORP	113,216.84	- 13,152,736.23	113,216.84	- 13,152,736.23
20 Dec 23 20 Dec 23	PURCHASED 130.00 SHARES 12-18-23 AT A PRICE OF \$198.439200 PLUS BROKER COMMISSION OF \$.65 BOFA SECURITIES, INC. RENAISSANCE RE HLDGS LTD COM	- 25,797.75	- 13,178,533.98	- 25,797.75	- 13,178,533.98
20 Dec 23 20 Dec 23	Sold 22,138.250 Units 20-Dec-2023 at a price of 1.00 Net NT COLLECTIVE SHORT TERM INVT FD	22,138.25	- 13,156,395.73	22,138.25	- 13,156,395.73
21 Dec 23 21 Dec 23	Purchased 22,316.510 Units 21-Dec-2023 at a price of 1.00 Net NT COLLECTIVE SHORT TERM INVT FD	- 22,316.51	- 13,178,712.24	- 22,316.51	- 13,178,712.24
21 Dec 23 21 Dec 23	PURCHASED 130.00 SHARES 12-19-23 AT A PRICE OF \$199.743800 PLUS BROKER COMMISSION OF \$.65 BOFA SECURITIES, INC. RENAISSANCE RE HLDGS LTD COM	- 25,967.34	- 13,204,679.58	- 25,967.34	- 13,204,679.58
21 Dec 23 21 Dec 23	SOLD 1,200.00 SHARES 12-19-23 AT A PRICE OF \$39.141600 LESS BROKER COMMISSION OF \$.60 AND OTHER CHARGES OF \$.38 BARCLAYS BANK PLC (ALL U.K. OFFICES) BROOKFIELD CORP VTG SHS CL A	46,963.54	- 13,157,716.04	46,963.54	- 13,157,716.04
22 Dec 23 22 Dec 23	PURCHASED 480.00 SHARES 12-20-23 AT A PRICE OF \$197.130000 PLUS BROKER COMMISSION OF \$19.20 COWEN AND COMPANY LLC RENAISSANCE RE HLDGS LTD COM	- 94,641.60	- 13,252,357.64	- 94,641.60	- 13,252,357.64
22 Dec 23 22 Dec 23	Sold 469,161.600 Units 22-Dec-2023 at a price of 1.00 Net NT COLLECTIVE SHORT TERM INVT FD	469,161.60	- 12,783,196.04	469,161.60	- 12,783,196.04
22 Dec 23 22 Dec 23	TRANSFERRED TO INVESTMENT MANAGEMENT ADVISORY ACCOUNT XXXXXXXXXX , *UFCW TRI-STATE - CONT/DISB-SL United States dollar	- 375,000.00	- 13,158,196.04	- 375,000.00	- 13,158,196.04
26 Dec 23 26 Dec 23	Purchased 4,242.300 Units 26-Dec-2023 at a price of 1.00 Net NT COLLECTIVE SHORT TERM INVT FD	- 4,242.30	- 13,162,438.34	- 4,242.30	- 13,162,438.34
27 Dec 23 27 Dec 23	PURCHASED 160.00 SHARES 12-22-23 AT A PRICE OF \$244.844800 PLUS BROKER COMMISSION OF \$.60 COWEN AND COMPANY LLC BECTON DICKINSON & CO COM	- 39,181.57	- 13,201,619.91	- 39,181.57	- 13,201,619.91

Portfolio Statement

1 DEC 23 - 31 DEC 23

Account number XXXXXXXXXX
Account Name *UFCW TRI-STATE -COOKE & BI-SL

◆ Cash Activity Detail

Page 50 of 50

Principal cash - USD

Value Date Entry Date	Transaction Narrative/ Security Description	Local Receipt/ Disbursement	USD Balance	Base Receipt/ Disbursement	Balance
27 Dec 23 27 Dec 23	PURCHASED 260.00 SHARES 12-22-23 AT A PRICE OF \$155.802900 PLUS BROKER COMMISSION OF \$10.40 COWEN AND COMPANY LLC JOHNSON & JOHNSON COM USD1	- 40,519.15	- 13,242,139.06	- 40,519.15	- 13,242,139.06
27 Dec 23 27 Dec 23	PURCHASED 420.00 SHARES 12-22-23 AT A PRICE OF \$119.086400 PLUS BROKER COMMISSION OF \$16.80 COWEN AND COMPANY LLC WHIRLPOOL CORP COM	- 50,033.09	- 13,292,172.15	- 50,033.09	- 13,292,172.15
27 Dec 23 27 Dec 23	PURCHASED 520.00 SHARES 12-22-23 AT A PRICE OF \$194.547700 PLUS BROKER COMMISSION OF \$20.80 COWEN AND COMPANY LLC RENAISSANCE RE HLDGS LTD COM	- 101,185.60	- 13,393,357.75	- 101,185.60	- 13,393,357.75
27 Dec 23 27 Dec 23	Sold 230,919.410 Units 27-Dec-2023 at a price of 1.00 Net NT COLLECTIVE SHORT TERM INVT FD	230,919.41	- 13,162,438.34	230,919.41	- 13,162,438.34
28 Dec 23 28 Dec 23	PURCHASED 30.00 SHARES 12-26-23 AT A PRICE OF \$192.973400 PLUS BROKER COMMISSION OF \$.15 BARCLAYS BANK PLC (ALL U.K. OFFICES) RENAISSANCE RE HLDGS LTD COM	- 5,789.35	- 13,168,227.69	- 5,789.35	- 13,168,227.69
28 Dec 23 28 Dec 23	Sold 4,865.350 Units 28-Dec-2023 at a price of 1.00 Net NT COLLECTIVE SHORT TERM INVT FD	4,865.35	- 13,163,362.34	4,865.35	- 13,163,362.34
29 Dec 23 29 Dec 23	Purchased 2,102.360 Units 29-Dec-2023 at a price of 1.00 Net NT COLLECTIVE SHORT TERM INVT FD	- 2,102.36	- 13,165,464.70	- 2,102.36	- 13,165,464.70
29 Dec 23 29 Dec 23	PURCHASED 100.00 SHARES 12-27-23 AT A PRICE OF \$193.282600 PLUS BROKER COMMISSION OF \$.50 BARCLAYS BANK PLC (ALL U.K. OFFICES) RENAISSANCE RE HLDGS LTD COM	- 19,328.76	- 13,184,793.46	- 19,328.76	- 13,184,793.46
Ending cash balance			- 13,184,793.46		- 13,184,793.46

Portfolio Statements

1 DEC 23 - 31 DEC 23

◆ Contents

	Page
Change in Book and Market Value	1
Change in Cash Value	2
Asset Summary	3
Asset Detail - Base Currency	4
Investment Transaction Summary	27
Investment Transaction Detail	28
* Pending Tran Detail w/Accrued Interest	73
Income & Expense Summary	74
Income & Expense Detail - Base Currency	75
Funding & Disbursement Summary	95
Funding & Disbursement Detail	96
* Capital Change Detail	97
Cash Activity Detail	98

Account Name

UFCW TRI-STATE PEN - WEDGE CAPITAL * (FORMERLY IRIDIAN - TERM. 8-17-12)

Account Number

██████████

Questions?

If you have any questions about this report, call your Northern Trust account administrator.

You may have the right under applicable federal banking law to receive, at no additional cost, separate notifications of securities transactions effected for your account. If you wish to receive separate notifications, please contact your relationship officer.

*No Data Available

Northern Trust

Generated by Northern Trust from periodic data on 12 Jan 24

Portfolio Statement

1 DEC 23 - 31 DEC 23

Account Name *UFCW TRI-STATE - WEDGE CAP-SL Account number [REDACTED]

◆ Notifications

Please note that this report has been created using the best available data. This report may also contain information provided by third parties, derived by third parties or derived from third party data and/or data that may have been categorized or otherwise reported based upon client direction - Northern Trust assumes no responsibility for the accuracy, timeliness or completeness of any such information. If you have questions regarding third party data or direction as it relates to this report, please contact your Northern Trust relationship team.

The term "Tax Credit" refers to local market terminology for the taxation associated with an income event. It makes no representation or warranty relating to the ability of the recipient to utilise the value as a "credit", "offset" or other benefit for their own tax purposes. Investors should seek their own tax advice relating to the specific tax considerations of investments in such markets. The Tax Credit is informational only data in the context of this report.

Please note where a client may be eligible to reclaim taxes, these are calculated and accrued for as a tax recoverable on ex date. The net amount may include the accrual of withholding taxes, tax credits or both.

Unitized fund trades may be using a preliminary or last known NAV price. The settlement NAV of the fund may not yet be known to Northern Trust and is subject to change.

Northern Trust records impairment entries pursuant to client direction. Impairment entries recorded to satisfy financial accounting and reporting requirements may not be suitable for tax or for other regulatory reporting purposes. Determining appropriate impairment adjustments is the responsibility of the client.

Although most valuation statements are received periodically from the relevant provider, pricing information may be received by Northern Trust as often as daily. As such, pricing information reported within this template, when scheduled against 'Daily Reporting', may be more current than the valuation statement date information. In these instances, the 'Price Date' field will indicate this with a date more current than the Valuation Statement and Statement Received dates.

Please note that this status summary report has been prepared using best available data, including data provided by the fund company and/or client which may, where indicated, represent preliminary or estimated values. The values contained in the status summary report are not intended to represent or suggest any statement about fair value. This report may also utilize information provided by other third parties, derived by third parties or from third party data and/or data that may have been categorized or otherwise reported based upon client direction - Northern Trust assumes no responsibility for the accuracy, timeliness or completeness of any such information. Northern Trust assumes no responsibility for the consequences of investment decisions made in reliance on information contained in this report. If you have questions regarding third party data or direction as it relates to this report, please contact your Northern Trust relationship team.

Although this report has been prepared using information believed to be reliable, it may contain information provided by third parties or derived from third party information, and/or information that may have been obtained from, categorized or otherwise reported based upon client direction. The Northern Trust Company does not guarantee the accuracy, timeliness or completeness of any such information. The information included in this report is intended to assist clients with their financial reporting needs, but you must consult with your accountants, auditors and/or legal counsel to ensure your accounting and financial reporting complies with applicable laws, regulations and accounting guidance. The Northern Trust Company and its affiliates shall have no responsibility for the consequences of investment decisions made in reliance on information contained in this report.

Portfolio Statement

1 DEC 23 - 31 DEC 23

Account Name *UFCW TRI-STATE - WEDGE CAP-SL
Account number [REDACTED]

◆ Change in Book and Market Value

Page 1 of 120

	Cost	Market value	For more information
Opening balance	5,079,024.88	5,887,029.85	
Interportfolio Transfers Out	- 275,000.00	- 275,000.00	See funding & disbursement summary
Total disbursements	- 275,000.00	- 275,000.00	See funding & disbursement summary
Income received	12,491.88	12,491.88	See income & expense summary, cash activity detail
Expenses paid	- 139.30	- 139.30	See income & expense summary
Unrealized gain/loss change	0.00	294,358.39	See asset summary
Realized gain/loss	87,821.63	87,821.63	See realized gain/loss summary
Accrued income change	- 1,489.63	- 1,489.63	See income & expense summary
Closing balance	4,902,709.46	6,005,072.82	

Portfolio Statement

1 DEC 23 - 31 DEC 23

Account number XXXXXXXXXX
Account Name *UFCW TRI-STATE - WEDGE CAP-SL

◆ Change in Cash Value

Page 2 of 120

	Market value	Cost	For more information
Opening balance	0.00	0.00	
Interportfolio transfers out	- 275,000.00	- 275,000.00	See funding & disbursement summary
Total disbursements	- 275,000.00	- 275,000.00	See funding & disbursement summary
Income received	12,491.88	12,491.88	See income & expense summary, cash activity detail
Expenses paid	- 139.30	- 139.30	See income & expense summary
Securities bought	- 412,102.90	- 412,102.90	See investment transaction summary
Securities sold	674,750.32	674,750.32	See investment transaction summary
Closing balance	0.00	0.00	

Portfolio Statement

31 DEC 2023

Account Name *UFCW TRI-STATE - WEDGE CAP-SL Account number [REDACTED]

Page 3 of 120

◆ Asset Summary

Country	Accrued income/expense	Market value	Cost	Market	Unrealized gain/loss	Translation	Total	Market value incl. accruals	%
<i>Equities</i>									
Common stock									
France - USD	253.86	25,537.02	19,514.89	6,022.13		0.00	6,022.13	25,790.88	0.429%
United Kingdom - USD	0.00	51,504.00	45,048.33	6,455.67		0.00	6,455.67	51,504.00	0.858%
United States - USD	7,702.52	5,851,195.39	4,761,309.83	1,089,885.56		0.00	1,089,885.56	5,858,897.91	97.566%
Total common stock	7,956.38	5,928,236.41	4,825,873.05	1,102,363.36		0.00	1,102,363.36	5,936,192.79	98.853%
Total equities	7,956.38	5,928,236.41	4,825,873.05	1,102,363.36		0.00	1,102,363.36	5,936,192.79	98.853%
<i>Cash and Cash Equivalents</i>									
Funds - short term investment									
United States - USD	488.60	68,391.43	68,391.43	0.00		0.00	0.00	68,880.03	1.147%
Total funds - short term investment	488.60	68,391.43	68,391.43	0.00		0.00	0.00	68,880.03	1.147%
Total cash and cash equivalents	488.60	68,391.43	68,391.43	0.00		0.00	0.00	68,880.03	1.147%
Total Unrealized Gains							1,164,849.94		
Total Unrealized Losses							- 62,486.58		
Total	8,444.98	5,996,627.84	4,894,264.48	1,102,363.36		0.00	1,102,363.36	6,005,072.82	100.000%

Total Cost incl. Accruals

4,902,709.46

Portfolio Statement

31 DEC 2023

Account Name *UFCW TRI-STATE - WEDGE CAP-SL Account number [REDACTED]

Page 4 of 120

◆ Asset Detail - Base Currency

Description/Asset ID Investment Mgr ID Shares/PAR value	Exchange rate/ Local market price	Accrued income/expense	Market value	Cost	Unrealized gain/loss		Total	
					Market	Translation		
<i>Equities</i>								
Common stock								
France - USD								
ADR TOTALENERGIES SE SPONSORED ADR CUSIP: 89151E109								
TOT	379.00	67.3800000	253.86	25,537.02	19,514.89	6,022.13	0.00	6,022.13
Total USD		253.86	25,537.02	19,514.89	6,022.13	0.00		6,022.13
Total France		253.86	25,537.02	19,514.89	6,022.13	0.00		6,022.13
United Kingdom - USD								
ADR BP P L C SPONSORED ADR CUSIP: 055622104								
BP	730.00	35.4000000	0.00	25,842.00	23,898.28	1,943.72	0.00	1,943.72
ROYAL DUTCH SHELL PLC SPONSORED ADR REPSTG ORD SH CUSIP: 780259305	390.00	65.8000000	0.00	25,662.00	21,150.05	4,511.95	0.00	4,511.95
Total USD		0.00	51,504.00	45,048.33	6,455.67	0.00		6,455.67
Total United Kingdom		0.00	51,504.00	45,048.33	6,455.67	0.00		6,455.67

Portfolio Statement

31 DEC 2023

Account Name *UFCW TRI-STATE - WEDGE CAP-SL Account number [REDACTED]

Page 5 of 120

◆ Asset Detail - Base Currency

Asset Detail Description/Asset ID Investment Mgr ID Shares/PAR value	Base Currency Exchange rate/ Local market price	Accrued income/expense	Market value	Cost	Unrealized gain/loss		Total	
					Market	Translation		
Equities								
Common stock								
United States - USD								
ABBVIE INC COM USD0.01 CUSIP: 00287Y109								
ABBV	294.00	154.9700000	0.00	45,561.18	34,400.95	11,160.23	0.00	11,160.23
ACUITY BRANDS INC COM CUSIP: 00508Y102								
	87.00	204.8300000	0.00	17,820.21	10,778.17	7,042.04	0.00	7,042.04
AGCO CORP COM CUSIP: 001084102								
AGCO	144.00	121.4100000	0.00	17,483.04	10,404.34	7,078.70	0.00	7,078.70
ALLISON TRANSMISSION HOLDING CUSIP: 01973R101								
	296.00	58.1500000	0.00	17,212.40	12,406.32	4,806.08	0.00	4,806.08
ALLY FINL INC COM CUSIP: 02005N100								
	1,700.00	34.9200000	0.00	59,364.00	48,532.97	10,831.03	0.00	10,831.03
AMCOR PLC ORD USD0.01 CUSIP: G0250X107								
	1,032.00	9.6400000	0.00	9,948.48	12,452.90	- 2,504.42	0.00	- 2,504.42
AMDOCS ORD GBP0.01 CUSIP: G02602103								
	1,269.00	87.8900000	552.01	111,532.41	106,848.19	4,684.22	0.00	4,684.22

Portfolio Statement

31 DEC 2023

Account Name *UFCW TRI-STATE - WEDGE CAP-SL Account number [REDACTED]

Page 6 of 120

◆ Asset Detail - Base Currency

Asset Detail		Base Currency		Unrealized gain/loss				
Description/Asset ID	Investment Mgr ID	Exchange rate/ Local market price	Accrued income/expense	Market value	Cost	Market	Translation	Total
Shares/PAR value								
Equities								
Common stock								
AMERIPRISE FINL INC COM CUSIP: 03076C106								
AMP								
150.00		379.8300000	0.00	56,974.50	23,601.67	33,372.83	0.00	33,372.83
AMGEN INC COM CUSIP: 031162100								
AMGN								
153.00		288.0200000	0.00	44,067.06	35,946.49	8,120.57	0.00	8,120.57
APPLE INC COM STK CUSIP: 037833100								
AAPL								
558.00		192.5300000	0.00	107,431.74	54,691.55	52,740.19	0.00	52,740.19
APPLIED MATERIALS INC COM CUSIP: 038222105								
AMAT								
692.00		162.0700000	0.00	112,152.44	92,800.32	19,352.12	0.00	19,352.12
ARCHER-DANIELS-MIDLAND CO COM CUSIP: 039483102								
141.00		72.2200000	0.00	10,183.02	7,141.35	3,041.67	0.00	3,041.67
ARISTA NETWORKS INC COM CUSIP: 040413106								
ANET								
465.00		235.5100000	0.00	109,512.15	57,585.33	51,926.82	0.00	51,926.82
ATKORE INC CUSIP: 047649108								
113.00		160.0000000	0.00	18,080.00	13,885.82	4,194.18	0.00	4,194.18

Portfolio Statement

31 DEC 2023

Account number XXXXXXXXXX
Account Name *UFCW TRI-STATE - WEDGE CAP-SL

Page 7 of 120

◆ Asset Detail - Base Currency

Asset Detail		Base Currency		Unrealized gain/loss				
Description/Asset ID	Investment Mgr ID	Exchange rate/ Local market price	Accrued income/expense	Market value	Cost	Market	Translation	Total
Shares/PAR value								
Equities								
Common stock								
AUTOLIV INC COM STK CUSIP: 052800109								
ALV								
162.00		110.1900000	0.00	17,850.78	12,006.82	5,843.96	0.00	5,843.96
AUTONATION INC COM CUSIP: 05329W102								
AN								
440.00		150.1800000	0.00	66,079.20	62,450.00	3,629.20	0.00	3,629.20
AUTOZONE INC COM CUSIP: 053332102								
AZO								
24.00		2,585.6100000	0.00	62,054.64	41,616.85	20,437.79	0.00	20,437.79
BAKER HUGHES CO CUSIP: 05722G100								
752.00		34.1800000	0.00	25,703.36	18,604.22	7,099.14	0.00	7,099.14
BANK OZK COM CUSIP: 06417N103								
1,155.00		49.8300000	0.00	57,553.65	48,644.63	8,909.02	0.00	8,909.02
BERRY GLOBAL GROUP INC COM USD0.01 CUSIP: 08579W103								
150.00		67.3900000	0.00	10,108.50	7,696.38	2,412.12	0.00	2,412.12
BIOGEN INC COMMON STOCK CUSIP: 09062X103								
179.00		258.7700000	0.00	46,319.83	48,484.67	- 2,164.84	0.00	- 2,164.84

Portfolio Statement

31 DEC 2023

Account number XXXXXXXXXX
Account Name *UFCW TRI-STATE - WEDGE CAP-SL

Page 8 of 120

◆ Asset Detail - Base Currency

Asset Detail		Base Currency		Unrealized gain/loss				
Description/Asset ID	Investment Mgr ID	Exchange rate/ Local market price	Accrued income/expense	Market value	Cost	Market	Translation	Total
Shares/PAR value								
Equities								
Common stock								
BOISE CASCADE CO COM CUSIP: 09739D100								
142.00		129.3600000	0.00	18,369.12	14,685.50	3,683.62	0.00	3,683.62
BOOZ ALLEN HAMILTON HLDG CORP CL A COM STK CUSIP: 099502106								
BAH	872.00	127.9100000	0.00	111,537.52	92,704.48	18,833.04	0.00	18,833.04
BORG WARNER INC COM CUSIP: 099724106								
BWA	499.00	35.8500000	0.00	17,889.15	16,800.60	1,088.55	0.00	1,088.55
BUILDERS FIRSTSOURCE INC COM STK CUSIP: 12008R107								
	65.00	166.9400000	0.00	10,851.10	5,756.95	5,094.15	0.00	5,094.15
CADENCE DESIGN SYS INC COM CUSIP: 127387108								
CDNS	401.00	272.3700000	0.00	109,220.37	36,444.21	72,776.16	0.00	72,776.16
CARDINAL HLTH INC CUSIP: 14149Y108								
	411.00	100.8000000	205.74	41,428.80	31,308.75	10,120.05	0.00	10,120.05
CARLISLE COMPANIES INC COM CUSIP: 142339100								
CSL	56.00	312.4300000	0.00	17,496.08	7,952.90	9,543.18	0.00	9,543.18

Portfolio Statement

31 DEC 2023

Account Name *UFCW TRI-STATE - WEDGE CAP-SL Account number [REDACTED]

Page 9 of 120

◆ Asset Detail - Base Currency

Asset Detail Description/Asset ID Investment Mgr ID Shares/PAR value	Base Currency Exchange rate/ Local market price	Accrued income/expense	Market value	Cost	Unrealized gain/loss		Total
					Market	Translation	
<i>Equities</i>							
Common stock							
CASEYS GEN STORES INC COM CUSIP: 147528103							
227.00	274.7400000	0.00	62,365.98	49,605.79	12,760.19	0.00	12,760.19
CENCORA INC CUSIP: 03073E105							
217.00	205.3800000	0.00	44,567.46	24,653.27	19,914.19	0.00	19,914.19
CENTENE CORP DEL COM CUSIP: 15135B101 CNC							
586.00	74.2100000	0.00	43,487.06	46,675.15	- 3,188.09	0.00	- 3,188.09
CHESAPEAKE ENERGY CORP COM NEW 01/2021 CUSIP: 165167735							
326.00	76.9400000	0.00	25,082.44	27,976.28	- 2,893.84	0.00	- 2,893.84
CITIGROUP INC COM NEW COM NEW CUSIP: 172967424							
1,133.00	51.4400000	0.00	58,281.52	56,437.99	1,843.53	0.00	1,843.53
COMMERCIAL METALS CO COM CUSIP: 201723103 CMC							
216.00	50.0400000	0.00	10,808.64	9,162.75	1,645.89	0.00	1,645.89
CUMMINS INC CUSIP: 231021106 CMI							
72.00	239.5700000	0.00	17,249.04	9,596.95	7,652.09	0.00	7,652.09

Portfolio Statement

31 DEC 2023

Account number XXXXXXXXXX
Account Name *UFCW TRI-STATE - WEDGE CAP-SL

Page 10 of 120

◆ Asset Detail - Base Currency

Asset Detail		Base Currency		Unrealized gain/loss				
Description/Asset ID	Investment Mgr ID	Exchange rate/ Local market price	Accrued income/expense	Market value	Cost	Market	Translation	Total
Shares/PAR value								
Equities								
Common stock								
CVS HEALTH CORP COM CUSIP: 126650100								
CVS								
581.00		78.9600000	0.00	45,875.76	56,319.72	- 10,443.96	0.00	- 10,443.96
D R HORTON INC COM CUSIP: 23331A109								
DHI								
437.00		151.9800000	0.00	66,415.26	48,205.96	18,209.30	0.00	18,209.30
DAVITA INC COM CUSIP: 23918K108								
427.00		104.7600000	0.00	44,732.52	39,962.30	4,770.22	0.00	4,770.22
DECKERS OUTDOOR CORP COM CUSIP: 243537107								
91.00		668.4300000	0.00	60,827.13	43,106.24	17,720.89	0.00	17,720.89
DICKS SPORTING GOODS INC OC-COM OC-COM CUSIP: 253393102								
451.00		146.9500000	0.00	66,274.45	64,636.61	1,637.84	0.00	1,637.84
DILLARDS INC CL A COM CUSIP: 254067101								
167.00		403.6500000	3,640.00	67,409.55	47,694.94	19,714.61	0.00	19,714.61
DISCOVER FINL SVCS COM STK CUSIP: 254709108								
524.00		112.4000000	0.00	58,897.60	41,131.15	17,766.45	0.00	17,766.45

Portfolio Statement

31 DEC 2023

Account Name *UFCW TRI-STATE - WEDGE CAP-SL Account number [REDACTED]

Page 11 of 120

◆ Asset Detail - Base Currency

Asset Detail		Base Currency		Unrealized gain/loss				
Description/Asset ID	Investment Mgr ID	Exchange rate/ Local market price	Accrued income/expense	Market value	Cost	Market	Translation	Total
Shares/PAR value								
Equities								
Common stock								
DOVER CORP COM USD1.00 CUSIP: 260003108								
114.00		153.8100000	0.00	17,534.34	9,044.57	8,489.77	0.00	8,489.77
DROPBOX INC CL A CL A CUSIP: 26210C104								
3,709.00		29.4800000	0.00	109,341.32	102,508.21	6,833.11	0.00	6,833.11
DUKE ENERGY CORP NEW COM NEW COM NEW CUSIP: 26441C204								
170.00		97.0400000	0.00	16,496.80	15,908.85	587.95	0.00	587.95
EASTMAN CHEM CO COM CUSIP: 277432100								
EMN		89.8200000	95.58	10,598.76	9,281.81	1,316.95	0.00	1,316.95
EDISON INTL COM CUSIP: 281020107								
236.00		71.4900000	184.08	16,871.64	15,979.09	892.55	0.00	892.55
ELEVANCE HEALTH INC CUSIP: 036752103								
ANTM		471.5600000	0.00	42,911.96	37,875.24	5,036.72	0.00	5,036.72
EMCOR GROUP INC COM CUSIP: 29084Q100								
77.00		215.4300000	0.00	16,588.11	4,600.52	11,987.59	0.00	11,987.59

Portfolio Statement

31 DEC 2023

Account Name *UFCW TRI-STATE - WEDGE CAP-SL Account number [REDACTED]

Page 12 of 120

◆ Asset Detail - Base Currency

Description/Asset ID Investment Mgr ID Shares/PAR value	Exchange rate/ Local market price	Accrued income/expense	Market value	Cost	Unrealized gain/loss		Total
					Market	Translation	
Equities							
Common stock							
EMERSON ELECTRIC CO COM CUSIP: 291011104							
182.00	97.3300000	0.00	17,714.06	10,878.59	6,835.47	0.00	6,835.47
EQT CORP COM CUSIP: 26884L109							
EQT 656.00	38.6600000	0.00	25,360.96	21,347.30	4,013.66	0.00	4,013.66
EVERGY INC COM NPV CUSIP: 30034W106							
322.00	52.2000000	0.00	16,808.40	20,588.58	- 3,780.18	0.00	- 3,780.18
FIDELITY NATL FINL INC NEW FORMERLY FIDELITY COMMON STOCK CUSIP: 31620R303							
1,155.00	51.0200000	0.00	58,928.10	47,990.65	10,937.45	0.00	10,937.45
FIRSTENERGY CORP COM CUSIP: 337932107							
448.00	36.6600000	0.00	16,423.68	17,846.70	- 1,423.02	0.00	- 1,423.02
FLEETCOR TECHNOLOGIES INC COM CUSIP: 339041105							
FLT 397.00	282.6100000	0.00	112,196.17	92,213.76	19,982.41	0.00	19,982.41
FORTINET INC COM CUSIP: 34959E109							
FTNT 1,909.00	58.5300000	0.00	111,733.77	107,320.80	4,412.97	0.00	4,412.97

Portfolio Statement

31 DEC 2023

Account Name *UFCW TRI-STATE - WEDGE CAP-SL Account number [REDACTED]

Page 13 of 120

◆ Asset Detail - Base Currency

Description/Asset ID		Exchange rate/ Local market price	Accrued income/expense	Market value	Cost	Unrealized gain/loss		Total
Investment Mgr ID	Shares/PAR value					Market	Translation	
Equities								
Common stock								
FRKLN RES INC COM CUSIP: 354613101								
	1,978.00	29.7900000	0.00	58,924.62	54,943.57	3,981.05	0.00	3,981.05
GARTNER INC COM CUSIP: 366651107								
	238.00	451.1100000	0.00	107,364.18	60,979.08	46,385.10	0.00	46,385.10
GENERAL MILLS INC COM CUSIP: 370334104								
	653.00	65.1400000	0.00	42,536.42	33,577.82	8,958.60	0.00	8,958.60
GENTEX CORP COM CUSIP: 371901109								
	538.00	32.6600000	0.00	17,571.08	11,465.33	6,105.75	0.00	6,105.75
GENUINE PARTS CO COM CUSIP: 372460105								
	121.00	138.5000000	114.95	16,758.50	14,605.60	2,152.90	0.00	2,152.90
GOLDMAN SACHS GROUP INC COM CUSIP: 38141G104 GS								
	151.00	385.7700000	0.00	58,251.27	55,482.02	2,769.25	0.00	2,769.25
HALLIBURTON CO COM CUSIP: 406216101 HAL								
	688.00	36.1500000	0.00	24,871.20	27,116.28	- 2,245.08	0.00	- 2,245.08

Portfolio Statement

31 DEC 2023

Account number XXXXXXXXXX
Account Name *UFCW TRI-STATE - WEDGE CAP-SL

Page 14 of 120

◆ Asset Detail - Base Currency

Description/Asset ID		Exchange rate/ Local market price	Accrued income/expense	Market value	Cost	Unrealized gain/loss		Total					
Investment Mgr ID	Shares/PAR value					Market	Translation						
Equities													
Common stock													
HARTFORD FINL SVCS GROUP INC COM CUSIP: 416515104													
HIG	694.00	80.3800000	326.18	55,783.72	46,434.77	9,348.95	0.00	9,348.95					
HCA HEALTHCARE INC COM CUSIP: 40412C101													
	167.00	270.6800000	0.00	45,203.56	46,076.86	- 873.30	0.00	- 873.30					
HENRY SCHEIN INC COMMON STOCK CUSIP: 806407102													
	606.00	75.7100000	0.00	45,880.26	43,546.27	2,333.99	0.00	2,333.99					
HOLOGIC INC COM CUSIP: 436440101													
	601.00	71.4500000	0.00	42,941.45	44,683.72	- 1,742.27	0.00	- 1,742.27					
HUMANA INC COM CUSIP: 444859102													
HUM	94.00	457.8100000	83.19	43,034.14	36,193.01	6,841.13	0.00	6,841.13					
INGREDION INC COM CUSIP: 457187102													
	98.00	108.5300000	76.44	10,635.94	8,513.06	2,122.88	0.00	2,122.88					
INTL PAPER CO COM CUSIP: 460146103													
IP	283.00	36.1500000	0.00	10,230.45	11,076.35	- 845.90	0.00	- 845.90					

Portfolio Statement

31 DEC 2023

Account Name *UFCW TRI-STATE - WEDGE CAP-SL Account number [REDACTED]

Page 15 of 120

◆ Asset Detail - Base Currency

Asset Detail		Base Currency		Unrealized gain/loss				
Description/Asset ID	Investment Mgr ID	Exchange rate/ Local market price	Accrued income/expense	Market value	Cost	Market	Translation	Total
Shares/PAR value								
Equities								
Common stock								
INTUIT COM CUSIP: 461202103								
INTU	177.00	625.0300000	0.00	110,630.31	76,535.83	34,094.48	0.00	34,094.48
JACOBS SOLUTIONS INC COM CUSIP: 46982L108								
	133.00	129.8000000	0.00	17,263.40	8,382.87	8,880.53	0.00	8,880.53
JAZZ PHARMACEUTICALS PLC COM USD0.0001 CUSIP: G50871105								
JAZZ	367.00	123.0000000	0.00	45,141.00	52,752.25	- 7,611.25	0.00	- 7,611.25
KLA CORPORATION COM USD0.001 CUSIP: 482480100								
KLAC	193.00	581.3000000	0.00	112,190.90	79,062.46	33,128.44	0.00	33,128.44
KNIGHT-SWIFT TRANSN HLDGS INC CL A CLASSA COMMON STOCK USD0.01 CUSIP: 499049104								
	302.00	57.6500000	0.00	17,410.30	17,272.65	137.65	0.00	137.65
KROGER CO COM CUSIP: 501044101								
KR	959.00	45.7100000	0.00	43,835.89	40,327.80	3,508.09	0.00	3,508.09
LAB CORP AMER HLDGS COM NEW CUSIP: 50540R409								
LH	200.00	227.2900000	0.00	45,458.00	38,030.18	7,427.82	0.00	7,427.82

Portfolio Statement

31 DEC 2023

Account number XXXXXXXXXX
Account Name *UFCW TRI-STATE - WEDGE CAP-SL

Page 16 of 120

◆ Asset Detail - Base Currency

Asset Detail		Base Currency		Unrealized gain/loss				
Description/Asset ID	Investment Mgr ID	Exchange rate/ Local market price	Accrued income/expense	Market value	Cost	Market	Translation	Total
Shares/PAR value								
Equities								
Common stock								
LAM RESH CORP COM CUSIP: 512807108								
LRCX								
145.00		783.2600000	318.00	113,572.70	100,603.80	12,968.90	0.00	12,968.90
LEAR CORP COM NEW COM NEW CUSIP: 521865204								
124.00		141.2100000	0.00	17,510.04	15,598.11	1,911.93	0.00	1,911.93
LENNAR CORP CL A CL A CUSIP: 526057104								
LEN								
441.00		149.0400000	0.00	65,726.64	47,206.64	18,520.00	0.00	18,520.00
LYONDELLBASELL IND N V COM USD0.01 CL 'A' CUSIP: N53745100								
109.00		95.0800000	0.00	10,363.72	9,132.91	1,230.81	0.00	1,230.81
MARATHON OIL CORP COM CUSIP: 565849106								
MRO								
1,030.00		24.1600000	0.00	24,884.80	17,664.88	7,219.92	0.00	7,219.92
MARRIOTT INTL INC NEW COM STK CL A CUSIP: 571903202								
MAR								
301.00		225.5100000	0.00	67,878.51	50,407.51	17,471.00	0.00	17,471.00
MASCO CORP COM CUSIP: 574599106								
260.00		66.9800000	0.00	17,414.80	10,147.32	7,267.48	0.00	7,267.48

Portfolio Statement

31 DEC 2023

Account Name *UFCW TRI-STATE - WEDGE CAP-SL Account number [REDACTED]

Page 17 of 120

◆ Asset Detail - Base Currency

Asset Detail		Base Currency		Unrealized gain/loss				
Description/Asset ID	Investment Mgr ID	Exchange rate/ Local market price	Accrued income/expense	Market value	Cost	Market	Translation	Total
Shares/PAR value								
Equities								
Common stock								
MCKESSON CORP CUSIP: 58155Q103								
MCK								
93.00	462.9800000	57.66	43,057.14	19,631.34	23,425.80	0.00	23,425.80	
METLIFE INC COM STK USD0.01 CUSIP: 59156R108								
853.00	66.1300000	0.00	56,408.89	48,431.98	7,976.91	0.00	7,976.91	
MOLINA HEALTHCARE INC COM CUSIP: 60855R100								
MOH								
119.00	361.3100000	0.00	42,995.89	36,386.41	6,609.48	0.00	6,609.48	
MOLSON COORS BEVERAGE COMPANY COM USD0.01 CLASS B CUSIP: 60871R209								
TAP								
722.00	61.2100000	0.00	44,193.62	44,769.00	- 575.38	0.00	- 575.38	
MUELLER INDS INC COM CUSIP: 624756102								
379.00	47.1500000	0.00	17,869.85	14,736.12	3,133.73	0.00	3,133.73	
MURPHY USA INC COM CUSIP: 626755102								
180.00	356.5600000	0.00	64,180.80	49,996.12	14,184.68	0.00	14,184.68	
NETAPP INC COM STK CUSIP: 64110D104								
NTAP								
1,211.00	88.1600000	0.00	106,761.76	107,980.74	- 1,218.98	0.00	- 1,218.98	

Portfolio Statement

31 DEC 2023

Account Name *UFCW TRI-STATE - WEDGE CAP-SL Account number [REDACTED]

Page 18 of 120

◆ Asset Detail - Base Currency

Description/Asset ID Investment Mgr ID Shares/PAR value	Exchange rate/ Local market price	Accrued income/expense	Market value	Cost	Unrealized gain/loss		Total
					Market	Translation	
<i>Equities</i>							
Common stock							
NRG ENERGY INC COM NEW CUSIP: 629377508							
329.00	51.7000000	0.00	17,009.30	14,940.15	2,069.15	0.00	2,069.15
NUCOR CORP COM CUSIP: 670346105							
59.00	174.0400000	31.86	10,268.36	5,181.56	5,086.80	0.00	5,086.80
O REILLY AUTOMOTIVE INC NEW COM USD0.01 CUSIP: 67103H107 ONLY							
67.00	950.0800000	0.00	63,655.36	58,791.36	4,864.00	0.00	4,864.00
OGE ENERGY CORP COM CUSIP: 670837103							
469.00	34.9300000	0.00	16,382.17	16,766.52	- 384.35	0.00	- 384.35
OSHKOSH CORPORATION CUSIP: 688239201							
163.00	108.4100000	0.00	17,670.83	17,025.89	644.94	0.00	644.94
OVINTIV INC COM USD0.01 CUSIP: 69047Q102							
579.00	43.9200000	0.00	25,429.68	28,099.91	- 2,670.23	0.00	- 2,670.23
OWENS CORNING NEW COM STK CUSIP: 690742101 OC							
70.00	148.2300000	0.00	10,376.10	4,901.36	5,474.74	0.00	5,474.74

Portfolio Statement

31 DEC 2023

Account number XXXXXXXXXX
Account Name *UFCW TRI-STATE - WEDGE CAP-SL

Page 19 of 120

◆ Asset Detail - Base Currency

Asset Detail		Base Currency		Unrealized gain/loss				
Description/Asset ID	Investment Mgr ID	Exchange rate/ Local market price	Accrued income/expense	Market value	Cost	Market	Translation	Total
Shares/PAR value								
Equities								
Common stock								
PACKAGING CORP AMER COM ISIN US6951561090 CUSIP: 695156109								
61.00		162.9100000	76.25	9,937.51	6,455.64	3,481.87	0.00	3,481.87
PARKER-HANNIFIN CORP COM CUSIP: 701094104								
PH		460.7000000	0.00	17,506.60	4,772.21	12,734.39	0.00	12,734.39
PAYCHEX INC COM CUSIP: 704326107								
PAYX		119.1100000	0.00	101,005.28	96,771.56	4,233.72	0.00	4,233.72
PINNACLE W. CAP CORP COM CUSIP: 723484101								
PNW		71.8400000	0.00	16,451.36	16,960.46	- 509.10	0.00	- 509.10
POST HLDGS INC COM STK CUSIP: 737446104								
503.00		88.0600000	0.00	44,294.18	44,181.56	112.62	0.00	112.62
PPL CORP COM ISIN US69351T1060 CUSIP: 69351T106								
PPL		27.1000000	159.12	16,829.10	17,769.43	- 940.33	0.00	- 940.33
PUB SERVICE ENTERPRISE GROUP INC COM CUSIP: 744573106								
267.00		61.1500000	0.00	16,327.05	14,628.71	1,698.34	0.00	1,698.34

Portfolio Statement

31 DEC 2023

Account Name *UFCW TRI-STATE - WEDGE CAP-SL Account number [REDACTED]

Page 20 of 120

◆ Asset Detail - Base Currency

Asset Detail		Base Currency		Unrealized gain/loss				
Description/Asset ID	Investment Mgr ID	Exchange rate/ Local market price	Accrued income/expense	Market value	Cost	Market	Translation	Total
Shares/PAR value								
Equities								
Common stock								
PULTE GROUP INC CUSIP: 745867101								
PHM								
637.00	103.2200000	136.40	65,751.14	43,834.79	21,916.35	0.00		21,916.35
PVH CORP COM USD1 CUSIP: 693656100								
517.00	122.1200000	0.00	63,136.04	61,276.09	1,859.95	0.00		1,859.95
QUEST DIAGNOSTICS INC COM CUSIP: 74834L100								
321.00	137.8800000	0.00	44,259.48	39,895.40	4,364.08	0.00		4,364.08
RANGE RES CORP COM CUSIP: 75281A109								
RRC								
840.00	30.4400000	0.00	25,569.60	22,069.10	3,500.50	0.00		3,500.50
REGIONS FINL CORP NEW COM CUSIP: 7591EP100								
RF								
3,014.00	19.3800000	802.56	58,411.32	53,508.46	4,902.86	0.00		4,902.86
RELIANCE STL & ALUM CO COM CUSIP: 759509102								
RS								
38.00	279.6800000	0.00	10,627.84	4,251.76	6,376.08	0.00		6,376.08
ROYAL CARIBBEAN GROUP COM STK CUSIP: V7780T103								
RCL								
531.00	129.4900000	0.00	68,759.19	46,088.19	22,671.00	0.00		22,671.00

Portfolio Statement

31 DEC 2023

Account number XXXXXXXXXX
Account Name *UFCW TRI-STATE - WEDGE CAP-SL

Page 21 of 120

◆ Asset Detail - Base Currency

Asset Detail		Base Currency		Unrealized gain/loss				
Description/Asset ID	Investment Mgr ID	Exchange rate/ Local market price	Accrued income/expense	Market value	Cost	Market	Translation	Total
Shares/PAR value								
Equities								
Common stock								
RYDER SYS INC COM CUSIP: 783549108								
R								
154.00		115.0600000	0.00	17,719.24	13,739.96	3,979.28	0.00	3,979.28
SM ENERGY CO COM CUSIP: 78454L100								
669.00		38.7200000	0.00	25,903.68	24,626.82	1,276.86	0.00	1,276.86
SNAP-ON INC COM CUSIP: 833034101								
SNA								
60.00		288.8400000	0.00	17,330.40	11,554.76	5,775.64	0.00	5,775.64
SONOCO PROD CO COM CUSIP: 835495102								
189.00		55.8700000	0.00	10,559.43	10,596.49	- 37.06	0.00	- 37.06
STATE STR CORP COM CUSIP: 857477103								
737.00		77.4600000	508.53	57,088.02	54,161.99	2,926.03	0.00	2,926.03
STEEL DYNAMICS INC COM CUSIP: 858119100								
STLD								
87.00		118.1000000	36.97	10,274.70	4,049.68	6,225.02	0.00	6,225.02
SUPER MICRO COMPUTER INC COM USD0.001 CUSIP: 86800U104								
357.00		284.2600000	0.00	101,480.82	70,576.87	30,903.95	0.00	30,903.95

Portfolio Statement

31 DEC 2023

Account Name *UFCW TRI-STATE - WEDGE CAP-SL Account number [REDACTED]

Page 22 of 120

Asset Detail - Base Currency

Description/Asset ID Investment Mgr ID Shares/PAR value	Exchange rate/ Local market price	Accrued income/expense	Market value	Cost	Unrealized gain/loss		Total
					Market	Translation	
<i>Equities</i>							
Common stock							
SYNCHRONY FINL COM CUSIP: 87165B103							
1,502.00	38.1900000	0.00	57,361.38	46,746.60	10,614.78	0.00	10,614.78
T-MOBILE US INC COM CUSIP: 872590104							
103.00	160.3300000	0.00	16,513.99	9,208.96	7,305.03	0.00	7,305.03
THE CIGNA GROUP CUSIP: 125523100							
150.00	299.4500000	0.00	44,917.50	37,359.99	7,557.51	0.00	7,557.51
TIMKEN CO COM CUSIP: 887389104 TKR							
220.00	80.1500000	0.00	17,633.00	17,780.48	- 147.48	0.00	- 147.48
TOLL BROS INC COM CUSIP: 889478103							
642.00	102.7900000	0.00	65,991.18	46,014.00	19,977.18	0.00	19,977.18
TRANSDIGM GROUP INC COM CUSIP: 893641100							
111.00	1,011.6000000	0.00	112,287.60	110,298.24	1,989.36	0.00	1,989.36
TRINET GROUP INC COM USD0.000025 CUSIP: 896288107							
144.00	118.9300000	0.00	17,125.92	15,487.55	1,638.37	0.00	1,638.37

Portfolio Statement

31 DEC 2023

Account number XXXXXXXXXX
Account Name *UFCW TRI-STATE - WEDGE CAP-SL

Page 23 of 120

◆ Asset Detail - Base Currency

Asset Detail		Base Currency		Unrealized gain/loss				
Description/Asset ID	Investment Mgr ID	Exchange rate/ Local market price	Accrued income/expense	Market value	Cost	Market	Translation	Total
Shares/PAR value								
Equities								
Common stock								
UFP INDUSTRIES INC COM USD1.00 CUSIP: 90278Q108								
84.00		125.5500000	0.00	10,546.20	6,819.37	3,726.83	0.00	3,726.83
UGI CORP NEW COM CUSIP: 902681105								
722.00		24.6000000	297.00	17,761.20	20,315.52	- 2,554.32	0.00	- 2,554.32
UNITED RENTALS INC COM CUSIP: 911363109								
31.00		573.4200000	0.00	17,776.02	5,313.17	12,462.85	0.00	12,462.85
UNUM GROUP CUSIP: 91529Y106								
UNM		45.2200000	0.00	56,751.10	47,485.77	9,265.33	0.00	9,265.33
VERIZON COMMUNICATIONS COM CUSIP: 92343V104								
VZ		37.7000000	0.00	16,701.10	20,786.66	- 4,085.56	0.00	- 4,085.56
VISTRA CORP COM USD0.01 CUSIP: 92840M102								
434.00		38.5200000	0.00	16,717.68	8,916.50	7,801.18	0.00	7,801.18
VONTIER CORP COM USD0.0001 WI CUSIP: 928881101								
498.00		34.5500000	0.00	17,205.90	15,509.38	1,696.52	0.00	1,696.52

Portfolio Statement

31 DEC 2023

Account Name *UFCW TRI-STATE - WEDGE CAP-SL Account number [REDACTED]

Page 24 of 120

◆ Asset Detail - Base Currency

Asset Detail		Base Currency		Unrealized gain/loss				
Description/Asset ID	Investment Mgr ID	Exchange rate/ Local market price	Accrued income/expense	Market value	Cost	Market	Translation	Total
Shares/PAR value								
Equities								
Common stock								
WELLS FARGO & CO NEW COM STK CUSIP: 949746101								
WFC								
1,158.00	49.2200000	0.00	56,996.76	43,124.34	13,872.42	0.00		13,872.42
WESTERN UNION CO CUSIP: 959802109								
3,666.00	11.9200000	0.00	43,698.72	44,631.87	- 933.15	0.00		- 933.15
WESTLAKE CORPORATION COM USD0.01 CUSIP: 960413102								
WLK								
76.00	139.9600000	0.00	10,636.96	6,130.06	4,506.90	0.00		4,506.90
3M CO COM CUSIP: 88579Y101								
MMM								
167.00	109.3200000	0.00	18,256.44	26,970.93	- 8,714.49	0.00		- 8,714.49
Total USD								
		7,702.52	5,851,195.39	4,761,309.83	1,089,885.56	0.00		1,089,885.56
Total United States								
		7,702.52	5,851,195.39	4,761,309.83	1,089,885.56	0.00		1,089,885.56
Total Common Stock								
68,008.00		7,956.38	5,928,236.41	4,825,873.05	1,102,363.36	0.00		1,102,363.36

Portfolio Statement

31 DEC 2023

Account Name *UFCW TRI-STATE - WEDGE CAP-SL
Account number [REDACTED]

Page 25 of 120

◆ Asset Detail - Base Currency

Description/Asset ID	Exchange rate/ Local market price	Accrued income/expense	Market value	Cost	Unrealized gain/loss		
Investment Mgr ID					Market	Translation	Total
Shares/PAR value							

Equities

Common stock

Total Equities

68,008.00	7,956.38	5,928,236.41	4,825,873.05	1,102,363.36	0.00	1,102,363.36
-----------	----------	--------------	--------------	--------------	------	--------------

Cash and Cash Equivalents

Funds - short term investment

United States - USD

NT COLLECTIVE SHORT TERM INVT FD CUSIP: 66586U452
V1034911301

68,391.43	1.0000000	488.60	68,391.43	68,391.43	0.00	0.00	0.00
-----------	-----------	--------	-----------	-----------	------	------	------

Total USD	488.60	68,391.43	68,391.43	0.00	0.00	0.00
-----------	--------	-----------	-----------	------	------	------

Total United States	488.60	68,391.43	68,391.43	0.00	0.00	0.00
---------------------	--------	-----------	-----------	------	------	------

Total Funds - Short Term Investment

68,391.43	488.60	68,391.43	68,391.43	0.00	0.00	0.00
-----------	--------	-----------	-----------	------	------	------

Total Cash and Cash Equivalents

68,391.43	488.60	68,391.43	68,391.43	0.00	0.00	0.00
-----------	--------	-----------	-----------	------	------	------

Portfolio Statement

31 DEC 2023

Account Name *UFCW TRI-STATE - WEDGE CAP-SL Account number [REDACTED]

Page 26 of 120

◆ Asset Detail - Base Currency

						Unrealized gain/loss	
Description/Asset ID	Investment Mgr ID	Exchange rate/ Local market price	Accrued income/expense	Market value	Cost	Market	Translation
Shares/PAR value							Total

Cash and Cash Equivalents

Funds - short term investment

Total	136,399.43		8,444.98	5,996,627.84	4,894,264.48	1,102,363.36	0.00	1,102,363.36
-------	------------	--	----------	--------------	--------------	--------------	------	--------------

++ Informational Only Asset - an asset that is not held in the account but that is included in Northern Trust's reports at the client's request solely as a matter of convenience to the client. Custodial and other responsibilities for this asset rest solely with the client or another custodian. Northern Trust has no custodial or other responsibilities for this asset, and the asset is not an asset of any Northern Trust account for purposes of the applicable account agreement.

Portfolio Statement

1 DEC 23 - 31 DEC 23

Account Name *UFCW TRI-STATE - WEDGE CAP-SL Account number [REDACTED]

Page 27 of 120

Investment Transaction Summary

Asset Type	Principal	Transaction Amount Accrued Interest	Adjustment Amt	Cost	Market	Realized Gain/Loss Translation	Total
Purchases							
Equities							
Common stock	-279,325.90	0.00	0.00	279,325.90	0.00	0.00	0.00
Total equities	-279,325.90	0.00	0.00	279,325.90	0.00	0.00	0.00
Cash and Cash Equivalents							
Funds - short term investment	-132,777.00	0.00	0.00	132,777.00	0.00	0.00	0.00
Total cash and cash equivalents	-132,777.00	0.00	0.00	132,777.00	0.00	0.00	0.00
Total purchases	-412,102.90	0.00	0.00	412,102.90	0.00	0.00	0.00
Sales							
Equities							
Common stock	487,844.01	0.00	0.00	-400,022.38	87,821.63	0.00	87,821.63
Total equities	487,844.01	0.00	0.00	-400,022.38	87,821.63	0.00	87,821.63
Cash and Cash Equivalents							
Funds - short term investment	186,906.31	0.00	0.00	-186,906.31	0.00	0.00	0.00
Total cash and cash equivalents	186,906.31	0.00	0.00	-186,906.31	0.00	0.00	0.00
Total sales	674,750.32	0.00	0.00	-586,928.69	87,821.63	0.00	87,821.63
Total	262,647.42	0.00	0.00	-174,825.79	87,821.63	0.00	87,821.63

Portfolio Statement

1 DEC 23 - 31 DEC 23

Account Name *UFCW TRI-STATE - WEDGE CAP-SL Account number [REDACTED]

Page 28 of 120

Investment Transaction Detail

Trade Date	Security Description						Realized Gain/Loss			
Settle Date	Asset ID / Ticker		Shares/PAR	Principal	Transaction Amount	Adjustment Amt	Cost	Market	Translation	Total
Trade Status	Broker / Commission	Narrative	Price		Accrued Interest					

Purchases

Equities

Common stock

United States - USD

13 Dec 23	ARCHER-DANIELS-MIDLAND CO COM		11.000	-815.36	0.00	0.00	815.36	0.00	0.00	0.00
15 Dec 23	CUSIP: 039483102 / ADM									
Settled	J.P. MORGAN SECURITIES LLC / .24		74.101700							
	PURCHASED 11.00 SHARES									
	12-13-23 AT A PRICE OF									
	\$74.101700 PLUS BROKER									
	COMMISSION OF \$.24 J.P. MORGAN									
	SECURITIES LLC									
13 Dec 23	BORG WARNER INC COM		44.000	-1,444.03	0.00	0.00	1,444.03	0.00	0.00	0.00
15 Dec 23	CUSIP: 099724106 / BWA									
Settled	J.P. MORGAN SECURITIES LLC / .97		32.796800							
	PURCHASED 44.00 SHARES									
	12-13-23 AT A PRICE OF									
	\$32.796800 PLUS BROKER									
	COMMISSION OF \$.97 J.P. MORGAN									
	SECURITIES LLC									
13 Dec 23	COMMERCIAL METALS CO COM		28.000	-1,295.61	0.00	0.00	1,295.61	0.00	0.00	0.00
15 Dec 23	CUSIP: 201723103 / CMC									
Settled	J.P. MORGAN SECURITIES LLC / .62		46.249700							
	PURCHASED 28.00 SHARES									
	12-13-23 AT A PRICE OF									
	\$46.249700 PLUS BROKER									
	COMMISSION OF \$.62 J.P. MORGAN									
	SECURITIES LLC									
13 Dec 23	DICKS SPORTING GOODS INC OC-COM OC-COM		103.000	-14,286.88	0.00	0.00	14,286.88	0.00	0.00	0.00
15 Dec 23	CUSIP: 253393102 / DKS									
Settled	J.P. MORGAN SECURITIES LLC / 2.27		138.685500							
	PURCHASED 103.00 SHARES									
	12-13-23 AT A PRICE OF									
	\$138.685500 PLUS BROKER									
	COMMISSION OF \$2.27 J.P.									
	MORGAN SECURITIES LLC									

Portfolio Statement

1 DEC 23 - 31 DEC 23

Account number XXXXXXXXXX
Account Name *UFCW TRI-STATE - WEDGE CAP-SL

Investment Transaction Detail

Page 29 of 120

Trade Date Settle Date Trade Status	Security Description	Shares/PAR Price	Principal	Transaction Amount Accrued Interest	Adjustment Amt	Cost	Realized Gain/Loss		Total	
	Asset ID / Ticker Broker / Commission Narrative						Market	Translation		
<i>Purchases</i>										
Equities										
14 Dec 23 18 Dec 23 Settled	DICKS SPORTING GOODS INC OC-COM OC-COM CUSIP: 253393102 / DKS J.P. MORGAN SECURITIES LLC / 2.09 PURCHASED 95.00 SHARES 12-14-23 AT A PRICE OF \$144.674000 PLUS BROKER COMMISSION OF \$2.09 J.P. MORGAN SECURITIES LLC	95.000 144.674000	-13,746.12	0.00	0.00	13,746.12	0.00	0.00	0.00	
15 Dec 23 19 Dec 23 Settled	DICKS SPORTING GOODS INC OC-COM OC-COM CUSIP: 253393102 / DKS J.P. MORGAN SECURITIES LLC / 6.09 PURCHASED 277.00 SHARES 12-15-23 AT A PRICE OF \$144.538500 PLUS BROKER COMMISSION OF \$6.09 J.P. MORGAN SECURITIES LLC	277.000 144.538500	-40,043.25	0.00	0.00	40,043.25	0.00	0.00	0.00	
6 Dec 23 8 Dec 23 Settled	DUKE ENERGY CORP NEW COM NEW COM NEW CUSIP: 26441C204 / DUK BROADCORT CAPITAL CORPORATION-SUB OF MLPF & S / 3.87 PURCHASED 176.00 SHARES 12-06-23 AT A PRICE OF \$93.559500 PLUS BROKER COMMISSION OF \$3.87 BROADCORT CAPITAL CORPORATION-SUB OF	176.000 93.559500	-16,470.34	0.00	0.00	16,470.34	0.00	0.00	0.00	
13 Dec 23 15 Dec 23 Settled	HUMANA INC COM CUSIP: 444859102 / HUM J.P. MORGAN SECURITIES LLC / .20 PURCHASED 9.00 SHARES 12-13-23 AT A PRICE OF \$482.610100 PLUS BROKER COMMISSION OF \$.20 J.P. MORGAN SECURITIES LLC	9.000 482.610100	-4,343.69	0.00	0.00	4,343.69	0.00	0.00	0.00	
13 Dec 23 15 Dec 23 Settled	INGREDION INC COM CUSIP: 457187102 / INGR J.P. MORGAN SECURITIES LLC / .20 PURCHASED 9.00 SHARES 12-13-23 AT A PRICE OF \$107.069500 PLUS BROKER COMMISSION OF \$.20 J.P. MORGAN SECURITIES LLC	9.000 107.069500	-963.83	0.00	0.00	963.83	0.00	0.00	0.00	

Portfolio Statement

1 DEC 23 - 31 DEC 23

Account number XXXXXXXXXX
Account Name *UFCW TRI-STATE - WEDGE CAP-SL

Investment Transaction Detail

Page 30 of 120

Trade Date Settle Date Trade Status	Security Description	Shares/PAR Price	Principal	Transaction Amount Accrued Interest	Adjustment Amt	Cost	Realized Gain/Loss			
	Asset ID / Ticker Broker / Commission Narrative						Market	Translation	Total	
<i>Purchases</i>										
Equities										
13 Dec 23 15 Dec 23 Settled	JAZZ PHARMACEUTICALS PLC COM USD0.0001 CUSIP: G50871105 / JAZZ J.P. MORGAN SECURITIES LLC / .95 PURCHASED 43.00 SHARES 12-13-23 AT A PRICE OF \$121.969700 PLUS BROKER COMMISSION OF \$.95 J.P. MORGAN SECURITIES LLC	43.000 121.969700	-5,245.65	0.00	0.00	5,245.65	0.00	0.00	0.00	
13 Dec 23 15 Dec 23 Settled	LYONDELLBASELL IND N V COM USD0.01 CL 'A' CUSIP: N53745100 / LYB J.P. MORGAN SECURITIES LLC / .31 PURCHASED 14.00 SHARES 12-13-23 AT A PRICE OF \$91.111100 PLUS BROKER COMMISSION OF \$.31 J.P. MORGAN SECURITIES LLC	14.000 91.111100	-1,275.87	0.00	0.00	1,275.87	0.00	0.00	0.00	
6 Dec 23 8 Dec 23 Settled	NETAPP INC COM STK CUSIP: 64110D104 / NTAP PIPER JAFFRAY & CO / 13.27 PURCHASED 603.00 SHARES 12-06-23 AT A PRICE OF \$89.745100 PLUS BROKER COMMISSION OF \$13.27 PIPER JAFFRAY & CO	603.000 89.745100	-54,129.57	0.00	0.00	54,129.57	0.00	0.00	0.00	
13 Dec 23 15 Dec 23 Settled	NETAPP INC COM STK CUSIP: 64110D104 / NTAP J.P. MORGAN SECURITIES LLC / 6.34 PURCHASED 288.00 SHARES 12-13-23 AT A PRICE OF \$88.189600 PLUS BROKER COMMISSION OF \$6.34 J.P. MORGAN SECURITIES LLC	288.000 88.189600	-25,404.94	0.00	0.00	25,404.94	0.00	0.00	0.00	
14 Dec 23 18 Dec 23 Settled	NETAPP INC COM STK CUSIP: 64110D104 / NTAP J.P. MORGAN SECURITIES LLC / 6.29 PURCHASED 286.00 SHARES 12-14-23 AT A PRICE OF \$88.974500 PLUS BROKER COMMISSION OF \$6.29 J.P. MORGAN SECURITIES LLC	286.000 88.974500	-25,453.00	0.00	0.00	25,453.00	0.00	0.00	0.00	

Portfolio Statement

1 DEC 23 - 31 DEC 23

Account number XXXXXXXXXX
Account Name *UFCW TRI-STATE - WEDGE CAP-SL

Investment Transaction Detail

Page 31 of 120

Trade Date Settle Date Trade Status	Security Description	Shares/PAR Price	Principal	Transaction Amount		Adjustment Amt	Cost	Realized Gain/Loss		Total
	Asset ID / Ticker Broker / Commission Narrative			Accrued Interest	Market			Translation		
<i>Purchases</i>										
Equities										
15 Dec 23 19 Dec 23 Settled	NETAPP INC COM STK CUSIP: 64110D104 / NTAP J.P. MORGAN SECURITIES LLC / 1.47 PURCHASED 67.00 SHARES 12-15-23 AT A PRICE OF \$88.571000 PLUS BROKER COMMISSION OF \$1.47 J.P. MORGAN SECURITIES LLC	67.000 88.571000	-5,935.73	0.00	0.00	0.00	5,935.73	0.00	0.00	0.00
13 Dec 23 15 Dec 23 Settled	PVH CORP COM USD1 CUSIP: 693656100 / PVH PIPER JAFFRAY & CO / 1.63 PURCHASED 74.00 SHARES 12-13-23 AT A PRICE OF \$111.836500 PLUS BROKER COMMISSION OF \$1.63 PIPER JAFFRAY & CO	74.000 111.836500	-8,277.53	0.00	0.00	0.00	8,277.53	0.00	0.00	0.00
14 Dec 23 18 Dec 23 Settled	PVH CORP COM USD1 CUSIP: 693656100 / PVH PIPER JAFFRAY & CO / 1.63 PURCHASED 74.00 SHARES 12-14-23 AT A PRICE OF \$117.293900 PLUS BROKER COMMISSION OF \$1.63 PIPER JAFFRAY & CO	74.000 117.293900	-8,681.38	0.00	0.00	0.00	8,681.38	0.00	0.00	0.00
15 Dec 23 19 Dec 23 Settled	PVH CORP COM USD1 CUSIP: 693656100 / PVH PIPER JAFFRAY & CO / 1.63 PURCHASED 74.00 SHARES 12-15-23 AT A PRICE OF \$118.069000 PLUS BROKER COMMISSION OF \$1.63 PIPER JAFFRAY & CO	74.000 118.069000	-8,738.74	0.00	0.00	0.00	8,738.74	0.00	0.00	0.00
18 Dec 23 20 Dec 23 Settled	PVH CORP COM USD1 CUSIP: 693656100 / PVH PIPER JAFFRAY & CO / 1.63 PURCHASED 74.00 SHARES 12-18-23 AT A PRICE OF \$118.659200 PLUS BROKER COMMISSION OF \$1.63 PIPER JAFFRAY & CO	74.000 118.659200	-8,782.41	0.00	0.00	0.00	8,782.41	0.00	0.00	0.00

Portfolio Statement

1 DEC 23 - 31 DEC 23

Account number XXXXXXXXXX
Account Name *UFCW TRI-STATE - WEDGE CAP-SL

Investment Transaction Detail

Page 32 of 120

Trade Date Settle Date Trade Status	Security Description Asset ID / Ticker Broker / Commission Narrative	Shares/PAR Price	Principal	Transaction Amount Accrued Interest	Adjustment Amt	Cost	Realized Gain/Loss		
							Market	Translation	Total
<i>Purchases</i>									
Equities									
19 Dec 23 21 Dec 23 Settled	PVH CORP COM USD1 CUSIP: 693656100 / PVH PIPER JAFFRAY & CO / 1.63 PURCHASED 74.00 SHARES 12-19-23 AT A PRICE OF \$121.297600 PLUS BROKER COMMISSION OF \$1.63 PIPER JAFFRAY & CO	74.000 121.297600	-8,977.65	0.00	0.00	8,977.65	0.00	0.00	0.00
20 Dec 23 22 Dec 23 Settled	PVH CORP COM USD1 CUSIP: 693656100 / PVH PIPER JAFFRAY & CO / 1.30 PURCHASED 59.00 SHARES 12-20-23 AT A PRICE OF \$121.535700 PLUS BROKER COMMISSION OF \$1.30 PIPER JAFFRAY & CO	59.000 121.535700	-7,171.91	0.00	0.00	7,171.91	0.00	0.00	0.00
21 Dec 23 26 Dec 23 Settled	PVH CORP COM USD1 CUSIP: 693656100 / PVH PIPER JAFFRAY & CO / 1.30 PURCHASED 59.00 SHARES 12-21-23 AT A PRICE OF \$120.946100 PLUS BROKER COMMISSION OF \$1.30 PIPER JAFFRAY & CO	59.000 120.946100	-7,137.12	0.00	0.00	7,137.12	0.00	0.00	0.00
22 Dec 23 27 Dec 23 Settled	PVH CORP COM USD1 CUSIP: 693656100 / PVH PIPER JAFFRAY & CO / .64 PURCHASED 29.00 SHARES 12-22-23 AT A PRICE OF \$120.989900 PLUS BROKER COMMISSION OF \$.64 PIPER JAFFRAY & CO	29.000 120.989900	-3,509.35	0.00	0.00	3,509.35	0.00	0.00	0.00
13 Dec 23 15 Dec 23 Settled	RANGE RES CORP COM CUSIP: 75281A109 / RRC BROADCORT CAPITAL CORPORATION-SUB OF MLPF & S / 1.58 PURCHASED 72.00 SHARES 12-13-23 AT A PRICE OF \$29.392000 PLUS BROKER COMMISSION OF \$1.58 BROADCORT CAPITAL CORPORATION-SUB OF	72.000 29.392000	-2,117.80	0.00	0.00	2,117.80	0.00	0.00	0.00

Portfolio Statement

1 DEC 23 - 31 DEC 23

Account number XXXXXXXXXX
Account Name *UFCW TRI-STATE - WEDGE CAP-SL

Investment Transaction Detail

Page 33 of 120

Trade Date	Security Description						Realized Gain/Loss		
Settle Date	Asset ID / Ticker								
Trade Status	Broker / Commission	Shares/PAR	Principal	Transaction Amount	Adjustment Amt	Cost	Market	Translation	Total
	Narrative	Price		Accrued Interest					
Purchases									
Equities									
13 Dec 23	RELIANCE STL & ALUM CO COM	4.000	-1,061.46	0.00	0.00	1,061.46	0.00	0.00	0.00
15 Dec 23	CUSIP: 759509102 / RS								
Settled	J.P. MORGAN SECURITIES LLC / .09	265.341300							
	PURCHASED 4.00 SHARES 12-13-23								
	AT A PRICE OF \$265.341300 PLUS								
	BROKER COMMISSION OF \$.09 J.P.								
	MORGAN SECURITIES LLC								
13 Dec 23	SONOCO PROD CO COM	32.000	-1,760.45	0.00	0.00	1,760.45	0.00	0.00	0.00
15 Dec 23	CUSIP: 835495102 / SON								
Settled	J.P. MORGAN SECURITIES LLC / .70	54.992200							
	PURCHASED 32.00 SHARES								
	12-13-23 AT A PRICE OF								
	\$54.992200 PLUS BROKER								
	COMMISSION OF \$.70 J.P. MORGAN								
	SECURITIES LLC								
13 Dec 23	STEEL DYNAMICS INC COM	11.000	-1,241.22	0.00	0.00	1,241.22	0.00	0.00	0.00
15 Dec 23	CUSIP: 858119100 / STLD								
Settled	J.P. MORGAN SECURITIES LLC / .24	112.816500							
	PURCHASED 11.00 SHARES								
	12-13-23 AT A PRICE OF								
	\$112.816500 PLUS BROKER								
	COMMISSION OF \$.24 J.P. MORGAN								
	SECURITIES LLC								
13 Dec 23	WESTLAKE CORPORATION COM USD0.01	8.000	-1,015.01	0.00	0.00	1,015.01	0.00	0.00	0.00
15 Dec 23	CUSIP: 960413102 / WLK								
Settled	J.P. MORGAN SECURITIES LLC / .18	126.853200							
	PURCHASED 8.00 SHARES 12-13-23								
	AT A PRICE OF \$126.853200 PLUS								
	BROKER COMMISSION OF \$.18 J.P.								
	MORGAN SECURITIES LLC								
Total United States - USD			-279,325.90	0.00	0.00	279,325.90	0.00	0.00	0.00
Total common stock			-279,325.90	0.00	0.00	279,325.90	0.00	0.00	0.00
Total equities			-279,325.90	0.00	0.00	279,325.90	0.00	0.00	0.00

Portfolio Statement

1 DEC 23 - 31 DEC 23

Account number XXXXXXXXXX
Account Name *UFCW TRI-STATE - WEDGE CAP-SL

◆ Investment Transaction Detail

Page 34 of 120

Trade Date Settle Date Trade Status	Security Description Asset ID / Ticker Broker / Commission Narrative	Shares/PAR Price	Principal	Transaction Amount Accrued Interest	Adjustment Amt	Cost	Realized Gain/Loss		
							Market	Translation	Total
<i>Purchases</i>									
Cash and Cash Equivalents									
Funds - short term investment									
United States - USD									
1 Dec 23 1 Dec 23 Settled	NT COLLECTIVE SHORT TERM INVT FD CUSIP: 66586U452 / Purchased 2,135.790 Units 01-Dec-2023 at a price of 1.00 Net	2,135.790 1.000000	-2,135.79	0.00	0.00	2,135.79	0.00	0.00	0.00
4 Dec 23 4 Dec 23 Settled	NT COLLECTIVE SHORT TERM INVT FD CUSIP: 66586U452 / Purchased 581.680 Units 04-Dec-2023 at a price of 1.00 Net	581.680 1.000000	-581.68	0.00	0.00	581.68	0.00	0.00	0.00
5 Dec 23 5 Dec 23 Settled	NT COLLECTIVE SHORT TERM INVT FD CUSIP: 66586U452 / Purchased 573.910 Units 05-Dec-2023 at a price of 1.00 Net	573.910 1.000000	-573.91	0.00	0.00	573.91	0.00	0.00	0.00
6 Dec 23 6 Dec 23 Settled	NT COLLECTIVE SHORT TERM INVT FD CUSIP: 66586U452 / Purchased 291.910 Units 06-Dec-2023 at a price of 1.00 Net	291.910 1.000000	-291.91	0.00	0.00	291.91	0.00	0.00	0.00
7 Dec 23 7 Dec 23 Settled	NT COLLECTIVE SHORT TERM INVT FD CUSIP: 66586U452 / Purchased 585.200 Units 07-Dec-2023 at a price of 1.00 Net	585.200 1.000000	-585.20	0.00	0.00	585.20	0.00	0.00	0.00
11 Dec 23 11 Dec 23 Settled	NT COLLECTIVE SHORT TERM INVT FD CUSIP: 66586U452 / Purchased 10,543.400 Units 11-Dec-2023 at a price of 1.00 Net	10,543.400 1.000000	-10,543.40	0.00	0.00	10,543.40	0.00	0.00	0.00

Portfolio Statement

1 DEC 23 - 31 DEC 23

Account Name *UFCW TRI-STATE - WEDGE CAP-SL Account number [REDACTED]

Investment Transaction Detail

Page 35 of 120

Trade Date Settle Date Trade Status	Security Description Asset ID / Ticker Broker / Commission Narrative	Shares/PAR Price	Principal	Transaction Amount Accrued Interest	Adjustment Amt	Cost	Realized Gain/Loss		
							Market	Translation	Total
<i>Purchases</i>									
Cash and Cash Equivalents									
12 Dec 23 12 Dec 23 Settled	NT COLLECTIVE SHORT TERM INVT FD CUSIP: 66586U452 / Purchased 10,633.650 Units 12-Dec-2023 at a price of 1.00 Net	10,633.650 1.000000	-10,633.65	0.00	0.00	10,633.65	0.00	0.00	0.00
13 Dec 23 13 Dec 23 Settled	NT COLLECTIVE SHORT TERM INVT FD CUSIP: 66586U452 / Purchased 111.520 Units 13-Dec-2023 at a price of 1.00 Net	111.520 1.000000	-111.52	0.00	0.00	111.52	0.00	0.00	0.00
14 Dec 23 14 Dec 23 Settled	NT COLLECTIVE SHORT TERM INVT FD CUSIP: 66586U452 / Purchased 709.920 Units 14-Dec-2023 at a price of 1.00 Net	709.920 1.000000	-709.92	0.00	0.00	709.92	0.00	0.00	0.00
15 Dec 23 15 Dec 23 Settled	NT COLLECTIVE SHORT TERM INVT FD CUSIP: 66586U452 / Purchased 103,846.280 Units 15-Dec-2023 at a price of 1.00 Net	103,846.280 1.000000	-103,846.28	0.00	0.00	103,846.28	0.00	0.00	0.00
28 Dec 23 28 Dec 23 Settled	NT COLLECTIVE SHORT TERM INVT FD CUSIP: 66586U452 / Purchased 546.550 Units 28-Dec-2023 at a price of 1.00 Net	546.550 1.000000	-546.55	0.00	0.00	546.55	0.00	0.00	0.00

Portfolio Statement

1 DEC 23 - 31 DEC 23

Account Name *UFCW TRI-STATE - WEDGE CAP-SL Account number [REDACTED]

Page 36 of 120

Investment Transaction Detail

Trade Date	Security Description	Shares/PAR	Principal	Transaction Amount	Accrued Interest	Adjustment Amt	Cost	Realized Gain/Loss		Total
Settle Date	Asset ID / Ticker Broker / Commission Narrative							Market	Translation	

Purchases

Cash and Cash Equivalents

29 Dec 23	NT COLLECTIVE SHORT TERM INVT FD	2,217.190	-2,217.19	0.00	0.00	2,217.19	0.00	0.00	0.00
29 Dec 23	CUSIP: 66586U452 /								
Settled		1.000000							
	Purchased 2,217.190 Units								
	29-Dec-2023 at a price of 1.00								
	Net								
Total United States - USD			-132,777.00	0.00	0.00	132,777.00	0.00	0.00	0.00
Total funds - short term investment			-132,777.00	0.00	0.00	132,777.00	0.00	0.00	0.00
Total cash and cash equivalents			-132,777.00	0.00	0.00	132,777.00	0.00	0.00	0.00
Total purchases		135,474.00	-412,102.90	0.00	0.00	412,102.90	0.00	0.00	0.00

Sales

Equities

Common stock

France - USD

20 Dec 23	ADR TOTALENERGIES SE SPONSORED ADR	-23.000	1,568.31	0.00	0.00	-1,184.28	384.03	0.00	384.03
22 Dec 23	CUSIP: 89151E109 / TTE								
Settled	BROADCORT CAPITAL CORPORATION-SUB OF	68.210000							
	MLPF & S / .51								
	OTHER CHARGES: .01								
	SOLD 23.00 SHARES 12-20-23 AT								
	A PRICE OF \$68.210000 LESS								
	BROKER COMMISSION OF \$.51 AND								
	OTHER CHARGES OF \$.01								
	BROADCORT CAPITAL								
Total France - USD			1,568.31	0.00	0.00	-1,184.28	384.03	0.00	384.03

Portfolio Statement

1 DEC 23 - 31 DEC 23

Account Name *UFCW TRI-STATE - WEDGE CAP-SL Account number [REDACTED]

Investment Transaction Detail

Page 37 of 120

Trade Date	Security Description						Realized Gain/Loss		
Settle Date	Asset ID / Ticker								
Trade Status	Broker / Commission	Shares/PAR	Principal	Transaction Amount	Accrued Interest	Adjustment Amt	Cost	Market	Translation
	Narrative	Price							Total

Sales

Equities

United Kingdom - USD

20 Dec 23	ADR BP P L C SPONSORED ADR	-44.000	1,558.82	0.00	0.00	-1,440.44	118.38	0.00	118.38
22 Dec 23	CUSIP: 055622104 / BP								
Settled	BROADCORT CAPITAL CORPORATION-SUB OF	35.450000							
	MLPF & S / .97								
	OTHER CHARGES: .01								
	SOLD 44.00 SHARES 12-20-23 AT								
	A PRICE OF \$35.450000 LESS								
	BROKER COMMISSION OF \$.97 AND								
	OTHER CHARGES OF \$.01								
	BROADCORT CAPITAL								
20 Dec 23	ROYAL DUTCH SHELL PLC SPONSORED ADR	-25.000	1,655.69	0.00	0.00	-1,355.77	299.92	0.00	299.92
22 Dec 23	REPSTG ORD SH								
Settled	CUSIP: 780259305 / SHEL	66.250000							
	BROADCORT CAPITAL CORPORATION-SUB OF								
	MLPF & S / .55								
	OTHER CHARGES: .01								
	SOLD 25.00 SHARES 12-20-23 AT								
	A PRICE OF \$66.250000 LESS								
	BROKER COMMISSION OF \$.55 AND								
	OTHER CHARGES OF \$.01								
	BROADCORT CAPITAL								
Total United Kingdom - USD			3,214.51	0.00	0.00	-2,796.21	418.30	0.00	418.30

United States - USD

20 Dec 23	ABBVIE INC COM USD0.01	-18.000	2,762.22	0.00	0.00	-2,106.18	656.04	0.00	656.04
22 Dec 23	CUSIP: 00287Y109 / ABBV								
Settled	BROADCORT CAPITAL CORPORATION-SUB OF	153.480000							
	MLPF & S / .40								
	OTHER CHARGES: .02								
	SOLD 18.00 SHARES 12-20-23 AT								
	A PRICE OF \$153.480000 LESS								
	BROKER COMMISSION OF \$.40 AND								
	OTHER CHARGES OF \$.02								
	BROADCORT CAPITAL								

Portfolio Statement

1 DEC 23 - 31 DEC 23

Account Name *UFCW TRI-STATE - WEDGE CAP-SL Account number [REDACTED]

Investment Transaction Detail

Page 38 of 120

Trade Date	Security Description						Realized Gain/Loss		
Settle Date	Asset ID / Ticker	Shares/PAR	Principal	Transaction Amount	Accrued Interest	Adjustment Amt	Cost	Market	Translation
Trade Status	Broker / Commission Narrative	Price							Total

Sales

Equities

20 Dec 23	ACUITY BRANDS INC COM	-6.000	1,223.32	0.00	0.00	-743.32	480.00	0.00	480.00
22 Dec 23	CUSIP: 00508Y102 / AY1								
Settled	BROADCORT CAPITAL CORPORATION-SUB OF MLPF & S / .13 OTHER CHARGES: .01 SOLD 6.00 SHARES 12-20-23 AT A PRICE OF \$203.910000 LESS BROKER COMMISSION OF \$.13 AND OTHER CHARGES OF \$.01 BROADCORT CAPITAL	203.910000							
20 Dec 23	AGCO CORP COM	-1.000	121.04	0.00	0.00	-72.25	48.79	0.00	48.79
22 Dec 23	CUSIP: 001084102 / AGCO								
Settled	BROADCORT CAPITAL CORPORATION-SUB OF MLPF & S / .02 OTHER CHARGES: .01 SOLD 1.00 SHARES 12-20-23 AT A PRICE OF \$121.065000 LESS BROKER COMMISSION OF \$.02 AND OTHER CHARGES OF \$.01 BROADCORT CAPITAL	121.065000							
20 Dec 23	ALLISON TRANSMISSION HOLDING	-10.000	591.75	0.00	0.00	-419.13	172.62	0.00	172.62
22 Dec 23	CUSIP: 01973R101 / ALSN								
Settled	BROADCORT CAPITAL CORPORATION-SUB OF MLPF & S / .22 OTHER CHARGES: .01 SOLD 10.00 SHARES 12-20-23 AT A PRICE OF \$59.197600 LESS BROKER COMMISSION OF \$.22 AND OTHER CHARGES OF \$.01 BROADCORT CAPITAL	59.197600							
20 Dec 23	ALLY FINL INC COM	-283.000	9,936.24	0.00	0.00	-8,079.31	1,856.93	0.00	1,856.93
22 Dec 23	CUSIP: 02005N100 / ALLY								
Settled	BROADCORT CAPITAL CORPORATION-SUB OF MLPF & S / 6.23 OTHER CHARGES: .08 SOLD 283.00 SHARES 12-20-23 AT A PRICE OF \$35.132700 LESS BROKER COMMISSION OF \$6.23 AND OTHER CHARGES OF \$.08 BROADCORT CAPITAL	35.132700							

Portfolio Statement

1 DEC 23 - 31 DEC 23

Account number XXXXXXXXXX
Account Name *UFCW TRI-STATE - WEDGE CAP-SL

Investment Transaction Detail

Page 39 of 120

Trade Date	Security Description						Realized Gain/Loss		
Settle Date	Asset ID / Ticker								
Trade Status	Broker / Commission	Shares/PAR	Principal	Transaction Amount	Accrued Interest	Adjustment Amt	Cost	Market	Translation
	Narrative	Price							Total

Sales

Equities

20 Dec 23	AMDOCS ORD GBP0.01	-82.000	7,132.07	0.00	0.00	-6,904.30	227.77	0.00	227.77
22 Dec 23	CUSIP: G02602103 / DOX								
Settled	BROADCORT CAPITAL CORPORATION-SUB OF MLPF & S / 1.80 OTHER CHARGES: .06 SOLD 82.00 SHARES 12-20-23 AT A PRICE OF \$86.999100 LESS BROKER COMMISSION OF \$1.80 AND OTHER CHARGES OF \$.06 BROADCORT CAPITAL	86.999100							
20 Dec 23	AMERIPRISE FINL INC COM	-5.000	1,900.45	0.00	0.00	-786.72	1,113.73	0.00	1,113.73
22 Dec 23	CUSIP: 03076C106 / AMP								
Settled	BROADCORT CAPITAL CORPORATION-SUB OF MLPF & S / .11 OTHER CHARGES: .02 SOLD 5.00 SHARES 12-20-23 AT A PRICE OF \$380.115000 LESS BROKER COMMISSION OF \$.11 AND OTHER CHARGES OF \$.02 BROADCORT CAPITAL	380.115000							
20 Dec 23	APPLE INC COM STK	-31.000	6,123.63	0.00	0.00	-3,038.42	3,085.21	0.00	3,085.21
22 Dec 23	CUSIP: 037833100 / AAPL								
Settled	BROADCORT CAPITAL CORPORATION-SUB OF MLPF & S / .68 OTHER CHARGES: .05 SOLD 31.00 SHARES 12-20-23 AT A PRICE OF \$197.560000 LESS BROKER COMMISSION OF \$.68 AND OTHER CHARGES OF \$.05 BROADCORT CAPITAL	197.560000							
20 Dec 23	APPLIED MATERIALS INC COM	-59.000	9,499.18	0.00	0.00	-7,912.17	1,587.01	0.00	1,587.01
22 Dec 23	CUSIP: 038222105 / AMAT								
Settled	BROADCORT CAPITAL CORPORATION-SUB OF MLPF & S / 1.30 OTHER CHARGES: .08 SOLD 59.00 SHARES 12-20-23 AT A PRICE OF \$161.026400 LESS BROKER COMMISSION OF \$1.30 AND OTHER CHARGES OF \$.08 BROADCORT CAPITAL	161.026400							

Portfolio Statement

1 DEC 23 - 31 DEC 23

Account Name *UFCW TRI-STATE - WEDGE CAP-SL Account number [REDACTED]

Investment Transaction Detail

Page 40 of 120

Trade Date Settle Date Trade Status	Security Description	Shares/PAR Price	Principal	Transaction Amount Accrued Interest	Adjustment Amt	Cost	Realized Gain/Loss		Total
	Asset ID / Ticker Broker / Commission Narrative						Market	Translation	
Sales									
Equities									
13 Dec 23 15 Dec 23 Settled	ARISTA NETWORKS INC COM CUSIP: 040413106 / ANET BRODCORT CAPITAL CORPORATION-SUB OF MLPF & S / 1.08 OTHER CHARGES: .09 SOLD 49.00 SHARES 12-13-23 AT A PRICE OF \$229.786000 LESS BROKER COMMISSION OF \$1.08 AND OTHER CHARGES OF \$.09 BRODCORT CAPITAL	-49.000 229.786000	11,258.34	0.00	0.00	-6,068.13	5,190.21	0.00	5,190.21
20 Dec 23 22 Dec 23 Settled	ARISTA NETWORKS INC COM CUSIP: 040413106 / ANET BRODCORT CAPITAL CORPORATION-SUB OF MLPF & S / .26 OTHER CHARGES: .02 SOLD 12.00 SHARES 12-20-23 AT A PRICE OF \$235.820000 LESS BROKER COMMISSION OF \$.26 AND OTHER CHARGES OF \$.02 BRODCORT CAPITAL	-12.000 235.820000	2,829.56	0.00	0.00	-1,486.07	1,343.49	0.00	1,343.49
20 Dec 23 22 Dec 23 Settled	ATKORE INC CUSIP: 047649108 / ATKR BRODCORT CAPITAL CORPORATION-SUB OF MLPF & S / .33 OTHER CHARGES: .02 SOLD 15.00 SHARES 12-20-23 AT A PRICE OF \$159.968800 LESS BROKER COMMISSION OF \$.33 AND OTHER CHARGES OF \$.02 BRODCORT CAPITAL	-15.000 159.968800	2,399.18	0.00	0.00	-1,843.25	555.93	0.00	555.93
20 Dec 23 22 Dec 23 Settled	AUTOLIV INC COM STK CUSIP: 052800109 / ALV BRODCORT CAPITAL CORPORATION-SUB OF MLPF & S / .04 OTHER CHARGES: .01 SOLD 2.00 SHARES 12-20-23 AT A PRICE OF \$107.070000 LESS BROKER COMMISSION OF \$.04 AND OTHER CHARGES OF \$.01 BRODCORT CAPITAL	-2.000 107.070000	214.09	0.00	0.00	-148.23	65.86	0.00	65.86

Portfolio Statement

1 DEC 23 - 31 DEC 23

Account number XXXXXXXXXX
Account Name *UFCW TRI-STATE - WEDGE CAP-SL

Investment Transaction Detail

Page 41 of 120

Trade Date Settle Date Trade Status	Security Description	Shares/PAR Price	Principal	Transaction Amount Accrued Interest	Adjustment Amt	Cost	Realized Gain/Loss		Total
	Asset ID / Ticker Broker / Commission Narrative						Market	Translation	
Sales									
Equities									
20 Dec 23 22 Dec 23 Settled	AUTONATION INC COM CUSIP: 05329W102 / AN BRODCORT CAPITAL CORPORATION-SUB OF MLPF & S / .48 OTHER CHARGES: .03 SOLD 22.00 SHARES 12-20-23 AT A PRICE OF \$149.900800 LESS BROKER COMMISSION OF \$.48 AND OTHER CHARGES OF \$.03 BRODCORT CAPITAL	-22.000 149.900800	3,297.31	0.00	0.00	-3,122.50	174.81	0.00	174.81
20 Dec 23 22 Dec 23 Settled	BAKER HUGHES CO CUSIP: 05722G100 / BKR BRODCORT CAPITAL CORPORATION-SUB OF MLPF & S / 1.32 OTHER CHARGES: .02 SOLD 60.00 SHARES 12-20-23 AT A PRICE OF \$34.490000 LESS BROKER COMMISSION OF \$1.32 AND OTHER CHARGES OF \$.02 BRODCORT CAPITAL	-60.000 34.490000	2,068.06	0.00	0.00	-1,484.38	583.68	0.00	583.68
20 Dec 23 22 Dec 23 Settled	BANK OZK COM CUSIP: 06417N103 / OZK BRODCORT CAPITAL CORPORATION-SUB OF MLPF & S / 3.61 OTHER CHARGES: .07 SOLD 164.00 SHARES 12-20-23 AT A PRICE OF \$51.000100 LESS BROKER COMMISSION OF \$3.61 AND OTHER CHARGES OF \$.07 BRODCORT CAPITAL	-164.000 51.000100	8,360.34	0.00	0.00	-6,907.12	1,453.22	0.00	1,453.22
20 Dec 23 22 Dec 23 Settled	BIAGEN INC COMMON STOCK CUSIP: 09062X103 / BIIB BRODCORT CAPITAL CORPORATION-SUB OF MLPF & S / .22 OTHER CHARGES: .02 SOLD 10.00 SHARES 12-20-23 AT A PRICE OF \$252.229400 LESS BROKER COMMISSION OF \$.22 AND OTHER CHARGES OF \$.02 BRODCORT CAPITAL	-10.000 252.229400	2,522.05	0.00	0.00	-2,708.64	-186.59	0.00	-186.59

Portfolio Statement

1 DEC 23 - 31 DEC 23

Account number XXXXXXXXXX
Account Name *UFCW TRI-STATE - WEDGE CAP-SL

Investment Transaction Detail

Page 42 of 120

Trade Date Settle Date Trade Status	Security Description Asset ID / Ticker Broker / Commission Narrative	Shares/PAR Price	Principal	Transaction Amount Accrued Interest	Adjustment Amt	Cost	Realized Gain/Loss		Total
							Market	Translation	
Sales									
Equities									
20 Dec 23 22 Dec 23 Settled	BOISE CASCADE CO COM CUSIP: 09739D100 / BCC BRODCORT CAPITAL CORPORATION-SUB OF MLPF & S / .11 OTHER CHARGES: .01 SOLD 5.00 SHARES 12-20-23 AT A PRICE OF \$124.775000 LESS BROKER COMMISSION OF \$.11 AND OTHER CHARGES OF \$.01 BRODCORT CAPITAL	-5.000 124.775000	623.76	0.00	0.00	-517.10	106.66	0.00	106.66
20 Dec 23 22 Dec 23 Settled	BOOZ ALLEN HAMILTON HLDG CORP CL A COM STK CUSIP: 099502106 / BAH BRODCORT CAPITAL CORPORATION-SUB OF MLPF & S / .48 OTHER CHARGES: .02 SOLD 22.00 SHARES 12-20-23 AT A PRICE OF \$125.370000 LESS BROKER COMMISSION OF \$.48 AND OTHER CHARGES OF \$.02 BRODCORT CAPITAL	-22.000 125.370000	2,757.64	0.00	0.00	-2,338.87	418.77	0.00	418.77
20 Dec 23 22 Dec 23 Settled	BORG WARNER INC COM CUSIP: 099724106 / BWA BRODCORT CAPITAL CORPORATION-SUB OF MLPF & S / .70 OTHER CHARGES: .01 SOLD 32.00 SHARES 12-20-23 AT A PRICE OF \$35.350000 LESS BROKER COMMISSION OF \$.70 AND OTHER CHARGES OF \$.01 BRODCORT CAPITAL	-32.000 35.350000	1,130.49	0.00	0.00	-1,077.39	53.10	0.00	53.10
20 Dec 23 22 Dec 23 Settled	BUILDERS FIRSTSOURCE INC COM STK CUSIP: 12008R107 / BLDR BRODCORT CAPITAL CORPORATION-SUB OF MLPF & S / .13 OTHER CHARGES: .01 SOLD 6.00 SHARES 12-20-23 AT A PRICE OF \$166.245000 LESS BROKER COMMISSION OF \$.13 AND OTHER CHARGES OF \$.01 BRODCORT CAPITAL	-6.000 166.245000	997.33	0.00	0.00	-531.41	465.92	0.00	465.92

Portfolio Statement

1 DEC 23 - 31 DEC 23

Account number XXXXXXXXXX
Account Name *UFCW TRI-STATE - WEDGE CAP-SL

Investment Transaction Detail

Page 43 of 120

Trade Date	Security Description						Realized Gain/Loss		
Settle Date	Asset ID / Ticker								
Trade Status	Broker / Commission	Shares/PAR	Principal	Transaction Amount	Accrued Interest	Adjustment Amt	Cost	Market	Translation
	Narrative	Price							Total

Sales

Equities

20 Dec 23	CADENCE DESIGN SYS INC COM	-16.000	4,374.81	0.00	0.00	-1,454.13	2,920.68	0.00	2,920.68
22 Dec 23	CUSIP: 127387108 / CDNS								
Settled	BROADCORT CAPITAL CORPORATION-SUB OF	273.450000							
	MLPF & S / .35								
	OTHER CHARGES: .04								
	SOLD 16.00 SHARES 12-20-23 AT								
	A PRICE OF \$273.450000 LESS								
	BROKER COMMISSION OF \$.35 AND								
	OTHER CHARGES OF \$.04								
	BROADCORT CAPITAL								
20 Dec 23	CARLISLE COMPANIES INC COM	-5.000	1,572.96	0.00	0.00	-710.08	862.88	0.00	862.88
22 Dec 23	CUSIP: 142339100 / CSL								
Settled	BROADCORT CAPITAL CORPORATION-SUB OF	314.615000							
	MLPF & S / .11								
	OTHER CHARGES: .01								
	SOLD 5.00 SHARES 12-20-23 AT A								
	PRICE OF \$314.615000 LESS								
	BROKER COMMISSION OF \$.11 AND								
	OTHER CHARGES OF \$.01								
	BROADCORT CAPITAL								
20 Dec 23	CITIGROUP INC COM NEW COM NEW	-69.000	3,500.65	0.00	0.00	-3,437.09	63.56	0.00	63.56
22 Dec 23	CUSIP: 172967424 / C								
Settled	BROADCORT CAPITAL CORPORATION-SUB OF	50.756500							
	MLPF & S / 1.52								
	OTHER CHARGES: .03								
	SOLD 69.00 SHARES 12-20-23 AT								
	A PRICE OF \$50.756500 LESS								
	BROKER COMMISSION OF \$1.52 AND								
	OTHER CHARGES OF \$.03								
	BROADCORT CAPITAL								
20 Dec 23	COMMERCIAL METALS CO COM	-13.000	640.99	0.00	0.00	-551.46	89.53	0.00	89.53
22 Dec 23	CUSIP: 201723103 / CMC								
Settled	BROADCORT CAPITAL CORPORATION-SUB OF	49.330000							
	MLPF & S / .29								
	OTHER CHARGES: .01								
	SOLD 13.00 SHARES 12-20-23 AT								
	A PRICE OF \$49.330000 LESS								
	BROKER COMMISSION OF \$.29 AND								
	OTHER CHARGES OF \$.01								
	BROADCORT CAPITAL								

Portfolio Statement

1 DEC 23 - 31 DEC 23

Account number XXXXXXXXXX
Account Name *UFCW TRI-STATE - WEDGE CAP-SL

Investment Transaction Detail

Page 44 of 120

Trade Date	Security Description						Realized Gain/Loss		
Settle Date	Asset ID / Ticker	Shares/PAR	Principal	Transaction Amount	Accrued Interest	Adjustment Amt	Cost	Market	Translation
Trade Status	Broker / Commission Narrative	Price							Total

Sales

Equities

20 Dec 23	CUMMINS INC	-3.000	734.04	0.00	0.00	-399.87	334.17	0.00	334.17
22 Dec 23	CUSIP: 231021106 / CMI								
Settled	BROADCORT CAPITAL CORPORATION-SUB OF	244.705000							
	MLPF & S / .07								
	OTHER CHARGES: .01								
	SOLD 3.00 SHARES 12-20-23 AT A								
	PRICE OF \$244.705000 LESS								
	BROKER COMMISSION OF \$.07 AND								
	OTHER CHARGES OF \$.01								
	BROADCORT CAPITAL								
20 Dec 23	CVS HEALTH CORP COM	-32.000	2,498.75	0.00	0.00	-3,101.95	-603.20	0.00	-603.20
22 Dec 23	CUSIP: 126650100 / CVS								
Settled	BROADCORT CAPITAL CORPORATION-SUB OF	78.108400							
	MLPF & S / .70								
	OTHER CHARGES: .02								
	SOLD 32.00 SHARES 12-20-23 AT								
	A PRICE OF \$78.108400 LESS								
	BROKER COMMISSION OF \$.70 AND								
	OTHER CHARGES OF \$.02								
	BROADCORT CAPITAL								
13 Dec 23	D R HORTON INC COM	-58.000	8,288.37	0.00	0.00	-6,398.05	1,890.32	0.00	1,890.32
15 Dec 23	CUSIP: 23331A109 / DHI								
Settled	BROADCORT CAPITAL CORPORATION-SUB OF	142.926200							
	MLPF & S / 1.28								
	OTHER CHARGES: .07								
	SOLD 58.00 SHARES 12-13-23 AT								
	A PRICE OF \$142.926200 LESS								
	BROKER COMMISSION OF \$1.28 AND								
	OTHER CHARGES OF \$.07								
	BROADCORT CAPITAL								
20 Dec 23	D R HORTON INC COM	-31.000	4,694.39	0.00	0.00	-3,419.64	1,274.75	0.00	1,274.75
22 Dec 23	CUSIP: 23331A109 / DHI								
Settled	BROADCORT CAPITAL CORPORATION-SUB OF	151.455000							
	MLPF & S / .68								
	OTHER CHARGES: .04								
	SOLD 31.00 SHARES 12-20-23 AT								
	A PRICE OF \$151.455000 LESS								
	BROKER COMMISSION OF \$.68 AND								
	OTHER CHARGES OF \$.04								
	BROADCORT CAPITAL								

Portfolio Statement

1 DEC 23 - 31 DEC 23

Account number XXXXXXXXXX
Account Name *UFCW TRI-STATE - WEDGE CAP-SL

Investment Transaction Detail

Page 45 of 120

Trade Date Settle Date Trade Status	Security Description Asset ID / Ticker Broker / Commission Narrative	Shares/PAR Price	Principal	Transaction Amount Accrued Interest	Adjustment Amt	Cost	Realized Gain/Loss		
							Market	Translation	Total
Sales									
Equities									
20 Dec 23 22 Dec 23 Settled	DAVITA INC COM CUSIP: 23918K108 / DVA BRODCORT CAPITAL CORPORATION-SUB OF MLPF & S / .42 OTHER CHARGES: .02 SOLD 19.00 SHARES 12-20-23 AT A PRICE OF \$105.665000 LESS BROKER COMMISSION OF \$.42 AND OTHER CHARGES OF \$.02 BRODCORT CAPITAL	-19.000 105.665000	2,007.20	0.00	0.00	-1,778.18	229.02	0.00	229.02
13 Dec 23 15 Dec 23 Settled	DECKERS OUTDOOR CORP COM CUSIP: 243537107 / DECK J.P. MORGAN SECURITIES LLC / .29 OTHER CHARGES: .08 SOLD 13.00 SHARES 12-13-23 AT A PRICE OF \$710.459000 LESS BROKER COMMISSION OF \$.29 AND OTHER CHARGES OF \$.08 J.P. MORGAN SECURITIES LLC	-13.000 710.459000	9,235.60	0.00	0.00	-6,158.04	3,077.56	0.00	3,077.56
20 Dec 23 22 Dec 23 Settled	DECKERS OUTDOOR CORP COM CUSIP: 243537107 / DECK BRODCORT CAPITAL CORPORATION-SUB OF MLPF & S / .04 OTHER CHARGES: .01 SOLD 2.00 SHARES 12-20-23 AT A PRICE OF \$709.150000 LESS BROKER COMMISSION OF \$.04 AND OTHER CHARGES OF \$.01 BRODCORT CAPITAL	-2.000 709.150000	1,418.25	0.00	0.00	-947.39	470.86	0.00	470.86
20 Dec 23 22 Dec 23 Settled	DICKS SPORTING GOODS INC OC-COM OC-COM CUSIP: 253393102 / DKS BRODCORT CAPITAL CORPORATION-SUB OF MLPF & S / .53 OTHER CHARGES: .03 SOLD 24.00 SHARES 12-20-23 AT A PRICE OF \$146.570000 LESS BROKER COMMISSION OF \$.53 AND OTHER CHARGES OF \$.03 BRODCORT CAPITAL	-24.000 146.570000	3,517.12	0.00	0.00	-3,439.64	77.48	0.00	77.48

Portfolio Statement

1 DEC 23 - 31 DEC 23

Account number XXXXXXXXXX
Account Name *UFCW TRI-STATE - WEDGE CAP-SL

◆ Investment Transaction Detail

Page 46 of 120

Trade Date Settle Date Trade Status	Security Description	Shares/PAR Price	Principal	Transaction Amount Accrued Interest	Adjustment Amt	Cost	Realized Gain/Loss		Total
	Asset ID / Ticker Broker / Commission Narrative						Market	Translation	
Sales									
Equities									
13 Dec 23 15 Dec 23 Settled	DILLARDS INC CL A COM CUSIP: 254067101 / DDS J.P. MORGAN SECURITIES LLC / .33 OTHER CHARGES: .05 SOLD 15.00 SHARES 12-13-23 AT A PRICE OF \$379.553600 LESS BROKER COMMISSION OF \$.33 AND OTHER CHARGES OF \$.05 J.P. MORGAN SECURITIES LLC	-15.000 379.553600	5,692.92	0.00	0.00	-4,283.98	1,408.94	0.00	1,408.94
14 Dec 23 18 Dec 23 Settled	DILLARDS INC CL A COM CUSIP: 254067101 / DDS J.P. MORGAN SECURITIES LLC / .18 OTHER CHARGES: .03 SOLD 8.00 SHARES 12-14-23 AT A PRICE OF \$371.613300 LESS BROKER COMMISSION OF \$.18 AND OTHER CHARGES OF \$.03 J.P. MORGAN SECURITIES LLC	-8.000 371.613300	2,972.70	0.00	0.00	-2,284.79	687.91	0.00	687.91
20 Dec 23 22 Dec 23 Settled	DILLARDS INC CL A COM CUSIP: 254067101 / DDS BROADCORT CAPITAL CORPORATION-SUB OF MLPF & S / .15 OTHER CHARGES: .02 SOLD 7.00 SHARES 12-20-23 AT A PRICE OF \$396.078500 LESS BROKER COMMISSION OF \$.15 AND OTHER CHARGES OF \$.02 BROADCORT CAPITAL	-7.000 396.078500	2,772.38	0.00	0.00	-1,999.19	773.19	0.00	773.19
13 Dec 23 15 Dec 23 Settled	DISCOVER FINL SVCS COM STK CUSIP: 254709108 / DFS J.P. MORGAN SECURITIES LLC / 1.47 OTHER CHARGES: .06 SOLD 67.00 SHARES 12-13-23 AT A PRICE OF \$102.670700 LESS BROKER COMMISSION OF \$1.47 AND OTHER CHARGES OF \$.06 J.P. MORGAN SECURITIES LLC	-67.000 102.670700	6,877.41	0.00	0.00	-5,259.14	1,618.27	0.00	1,618.27

Portfolio Statement

1 DEC 23 - 31 DEC 23

Account number XXXXXXXXXX
Account Name *UFCW TRI-STATE - WEDGE CAP-SL

Investment Transaction Detail

Page 47 of 120

Trade Date	Security Description						Realized Gain/Loss		
Settle Date	Asset ID / Ticker		Shares/PAR	Principal	Transaction Amount		Cost	Market	Total
Trade Status	Broker / Commission	Narrative	Price		Accrued Interest	Adjustment Amt		Translation	

Sales

Equities

20 Dec 23	DISCOVER FINL SVCS COM STK		-31.000	3,414.56	0.00	0.00	-2,433.33	981.23	0.00	981.23
22 Dec 23	CUSIP: 254709108 / DFS									
Settled	BROADCORT CAPITAL CORPORATION-SUB OF	110.170000								
	MLPF & S / .68									
	OTHER CHARGES: .03									
	SOLD 31.00 SHARES 12-20-23 AT									
	A PRICE OF \$110.170000 LESS									
	BROKER COMMISSION OF \$.68 AND									
	OTHER CHARGES OF \$.03									
	BROADCORT CAPITAL									
20 Dec 23	DOVER CORP COM USD1.00		-7.000	1,075.76	0.00	0.00	-555.37	520.39	0.00	520.39
22 Dec 23	CUSIP: 260003108 / DOV									
Settled	BROADCORT CAPITAL CORPORATION-SUB OF	153.702300								
	MLPF & S / .15									
	OTHER CHARGES: .01									
	SOLD 7.00 SHARES 12-20-23 AT A									
	PRICE OF \$153.702300 LESS									
	BROKER COMMISSION OF \$.15 AND									
	OTHER CHARGES OF \$.01									
	BROADCORT CAPITAL									
20 Dec 23	DROPBOX INC CL A CL A		-341.000	10,267.64	0.00	0.00	-9,424.45	843.19	0.00	843.19
22 Dec 23	CUSIP: 26210C104 / DBX									
Settled	BROADCORT CAPITAL CORPORATION-SUB OF	30.132600								
	MLPF & S / 7.50									
	OTHER CHARGES: .08									
	SOLD 341.00 SHARES 12-20-23 AT									
	A PRICE OF \$30.132600 LESS									
	BROKER COMMISSION OF \$7.50 AND									
	OTHER CHARGES OF \$.08									
	BROADCORT CAPITAL									
20 Dec 23	DUKE ENERGY CORP NEW COM NEW COM NEW		-6.000	580.42	0.00	0.00	-561.49	18.93	0.00	18.93
22 Dec 23	CUSIP: 26441C204 / DUK									
Settled	BROADCORT CAPITAL CORPORATION-SUB OF	96.760000								
	MLPF & S / .13									
	OTHER CHARGES: .01									
	SOLD 6.00 SHARES 12-20-23 AT A									
	PRICE OF \$96.760000 LESS									
	BROKER COMMISSION OF \$.13 AND									
	OTHER CHARGES OF \$.01									
	BROADCORT CAPITAL									

Portfolio Statement

1 DEC 23 - 31 DEC 23

Account Name *UFCW TRI-STATE - WEDGE CAP-SL Account number [REDACTED]

Investment Transaction Detail

Page 48 of 120

Trade Date	Security Description						Realized Gain/Loss		
Settle Date	Asset ID / Ticker	Shares/PAR	Principal	Transaction Amount	Adjustment Amt	Cost	Market	Translation	Total
Trade Status	Broker / Commission Narrative	Price		Accrued Interest					

Sales

Equities

13 Dec 23	EDISON INTL COM	-21.000	1,427.67	0.00	0.00	-1,421.87	5.80	0.00	5.80
15 Dec 23	CUSIP: 281020107 / EIX								
Settled	J.P. MORGAN SECURITIES LLC / .46	68.007300							
	OTHER CHARGES: .02								
	SOLD 21.00 SHARES 12-13-23 AT								
	A PRICE OF \$68.007300 LESS								
	BROKER COMMISSION OF \$.46 AND								
	OTHER CHARGES OF \$.02 J.P.								
	MORGAN SECURITIES LLC								
20 Dec 23	EDISON INTL COM	-9.000	628.44	0.00	0.00	-609.37	19.07	0.00	19.07
22 Dec 23	CUSIP: 281020107 / EIX								
Settled	BROADCORT CAPITAL CORPORATION-SUB OF	69.850000							
	MLPF & S / .20								
	OTHER CHARGES: .01								
	SOLD 9.00 SHARES 12-20-23 AT A								
	PRICE OF \$69.850000 LESS								
	BROKER COMMISSION OF \$.20 AND								
	OTHER CHARGES OF \$.01								
	BROADCORT CAPITAL								
20 Dec 23	EMERSON ELECTRIC CO COM	-7.000	671.21	0.00	0.00	-418.41	252.80	0.00	252.80
22 Dec 23	CUSIP: 291011104 / EMR								
Settled	BROADCORT CAPITAL CORPORATION-SUB OF	95.910000							
	MLPF & S / .15								
	OTHER CHARGES: .01								
	SOLD 7.00 SHARES 12-20-23 AT A								
	PRICE OF \$95.910000 LESS								
	BROKER COMMISSION OF \$.15 AND								
	OTHER CHARGES OF \$.01								
	BROADCORT CAPITAL								
20 Dec 23	EQT CORP COM	-10.000	388.07	0.00	0.00	-325.42	62.65	0.00	62.65
22 Dec 23	CUSIP: 26884L109 / EQT								
Settled	BROADCORT CAPITAL CORPORATION-SUB OF	38.830000							
	MLPF & S / .22								
	OTHER CHARGES: .01								
	SOLD 10.00 SHARES 12-20-23 AT								
	A PRICE OF \$38.830000 LESS								
	BROKER COMMISSION OF \$.22 AND								
	OTHER CHARGES OF \$.01								
	BROADCORT CAPITAL								

Portfolio Statement

1 DEC 23 - 31 DEC 23

Account number XXXXXXXXXX
Account Name *UFCW TRI-STATE - WEDGE CAP-SL

Investment Transaction Detail

Page 49 of 120

Trade Date Settle Date Trade Status	Security Description	Shares/PAR Price	Principal	Transaction Amount Accrued Interest	Adjustment Amt	Cost	Realized Gain/Loss		Total
	Asset ID / Ticker Broker / Commission Narrative						Market	Translation	
Sales									
Equities									
20 Dec 23 22 Dec 23 Settled	EVERGY INC COM NPV CUSIP: 30034W106 / EVRG BRODCORT CAPITAL CORPORATION-SUB OF MLPF & S / .55 OTHER CHARGES: .01 SOLD 25.00 SHARES 12-20-23 AT A PRICE OF \$51.980000 LESS BROKER COMMISSION OF \$.55 AND OTHER CHARGES OF \$.01 BRODCORT CAPITAL	-25.000 51.980000	1,298.94	0.00	0.00	-1,598.49	-299.55	0.00	-299.55
20 Dec 23 22 Dec 23 Settled	FIDELITY NATL FINL INC NEW FORMERLY FIDELITY COMMON STOCK CUSIP: 31620R303 / FNF BRODCORT CAPITAL CORPORATION-SUB OF MLPF & S / 1.41 OTHER CHARGES: .03 SOLD 64.00 SHARES 12-20-23 AT A PRICE OF \$49.611400 LESS BROKER COMMISSION OF \$1.41 AND OTHER CHARGES OF \$.03 BRODCORT CAPITAL	-64.000 49.611400	3,173.69	0.00	0.00	-2,659.22	514.47	0.00	514.47
20 Dec 23 22 Dec 23 Settled	FIRSTENERGY CORP COM CUSIP: 337932107 / FE BRODCORT CAPITAL CORPORATION-SUB OF MLPF & S / .37 OTHER CHARGES: .01 SOLD 17.00 SHARES 12-20-23 AT A PRICE OF \$36.845000 LESS BROKER COMMISSION OF \$.37 AND OTHER CHARGES OF \$.01 BRODCORT CAPITAL	-17.000 36.845000	625.99	0.00	0.00	-677.22	-51.23	0.00	-51.23
13 Dec 23 15 Dec 23 Settled	FLEETCOR TECHNOLOGIES INC COM CUSIP: 339041105 / FLT J.P. MORGAN SECURITIES LLC / 1.28 OTHER CHARGES: .13 SOLD 58.00 SHARES 12-13-23 AT A PRICE OF \$259.700600 LESS BROKER COMMISSION OF \$1.28 AND OTHER CHARGES OF \$.13 J.P. MORGAN SECURITIES LLC	-58.000 259.700600	15,061.22	0.00	0.00	-13,472.04	1,589.18	0.00	1,589.18

Portfolio Statement

1 DEC 23 - 31 DEC 23

Account number XXXXXXXXXX
Account Name *UFCW TRI-STATE - WEDGE CAP-SL

Investment Transaction Detail

Page 50 of 120

Trade Date	Security Description						Realized Gain/Loss		
Settle Date	Asset ID / Ticker	Shares/PAR	Principal	Transaction Amount	Adjustment Amt	Cost	Market	Translation	Total
Trade Status	Broker / Commission Narrative	Price		Accrued Interest					

Sales

Equities

20 Dec 23	FLEETCOR TECHNOLOGIES INC COM	-28.000	7,820.98	0.00	0.00	-6,503.74	1,317.24	0.00	1,317.24
22 Dec 23	CUSIP: 339041105 / FLT								
Settled	BROADCORT CAPITAL CORPORATION-SUB OF	279.344900							
	MLPF & S / .62								
	OTHER CHARGES: .06								
	SOLD 28.00 SHARES 12-20-23 AT								
	A PRICE OF \$279.344900 LESS								
	BROKER COMMISSION OF \$.62 AND								
	OTHER CHARGES OF \$.06								
	BROADCORT CAPITAL								
13 Dec 23	FORTINET INC COM	-155.000	8,570.52	0.00	0.00	-8,713.84	-143.32	0.00	-143.32
15 Dec 23	CUSIP: 34959E109 / FTNT								
Settled	BROADCORT CAPITAL CORPORATION-SUB OF	55.316100							
	MLPF & S / 3.41								
	OTHER CHARGES: .07								
	SOLD 155.00 SHARES 12-13-23 AT								
	A PRICE OF \$55.316100 LESS								
	BROKER COMMISSION OF \$3.41 AND								
	OTHER CHARGES OF \$.07								
	BROADCORT CAPITAL								
20 Dec 23	FORTINET INC COM	-84.000	4,846.59	0.00	0.00	-4,722.34	124.25	0.00	124.25
22 Dec 23	CUSIP: 34959E109 / FTNT								
Settled	BROADCORT CAPITAL CORPORATION-SUB OF	57.720000							
	MLPF & S / 1.85								
	OTHER CHARGES: .04								
	SOLD 84.00 SHARES 12-20-23 AT								
	A PRICE OF \$57.720000 LESS								
	BROKER COMMISSION OF \$1.85 AND								
	OTHER CHARGES OF \$.04								
	BROADCORT CAPITAL								
20 Dec 23	FRKLN RES INC COM	-272.000	8,089.93	0.00	0.00	-7,555.44	534.49	0.00	534.49
22 Dec 23	CUSIP: 354613101 / BEN								
Settled	BROADCORT CAPITAL CORPORATION-SUB OF	29.764600							
	MLPF & S / 5.98								
	OTHER CHARGES: .06								
	SOLD 272.00 SHARES 12-20-23 AT								
	A PRICE OF \$29.764600 LESS								
	BROKER COMMISSION OF \$5.98 AND								
	OTHER CHARGES OF \$.06								
	BROADCORT CAPITAL								

Portfolio Statement

1 DEC 23 - 31 DEC 23

Account Name *UFCW TRI-STATE - WEDGE CAP-SL Account number [REDACTED]

Investment Transaction Detail

Page 51 of 120

Trade Date	Security Description						Realized Gain/Loss		
Settle Date	Asset ID / Ticker	Shares/PAR	Principal	Transaction Amount	Adjustment Amt	Cost	Market	Translation	Total
Trade Status	Broker / Commission Narrative	Price		Accrued Interest					

Sales

Equities

13 Dec 23	GARTNER INC COM	-25.000	11,605.67	0.00	0.00	-6,405.37	5,200.30	0.00	5,200.30
15 Dec 23	CUSIP: 366651107 / IT								
Settled	J.P. MORGAN SECURITIES LLC / .55	464.252800							
	OTHER CHARGES: .10								
	SOLD 25.00 SHARES 12-13-23 AT								
	A PRICE OF \$464.252800 LESS								
	BROKER COMMISSION OF \$.55 AND								
	OTHER CHARGES OF \$.10 J.P.								
	MORGAN SECURITIES LLC								
20 Dec 23	GENTEX CORP COM	-5.000	161.61	0.00	0.00	-106.56	55.05	0.00	55.05
22 Dec 23	CUSIP: 371901109 / GNTX								
Settled	BROADCORT CAPITAL CORPORATION-SUB OF	32.345000							
	MLPF & S / .11								
	OTHER CHARGES: .01								
	SOLD 5.00 SHARES 12-20-23 AT A								
	PRICE OF \$32.345000 LESS								
	BROKER COMMISSION OF \$.11 AND								
	OTHER CHARGES OF \$.01								
	BROADCORT CAPITAL								
20 Dec 23	GOLDMAN SACHS GROUP INC COM	-10.000	3,826.60	0.00	0.00	-3,674.31	152.29	0.00	152.29
22 Dec 23	CUSIP: 38141G104 / GS								
Settled	BROADCORT CAPITAL CORPORATION-SUB OF	382.685000							
	MLPF & S / .22								
	OTHER CHARGES: .03								
	SOLD 10.00 SHARES 12-20-23 AT								
	A PRICE OF \$382.685000 LESS								
	BROKER COMMISSION OF \$.22 AND								
	OTHER CHARGES OF \$.03								
	BROADCORT CAPITAL								
20 Dec 23	HALLIBURTON CO COM	-30.000	1,118.78	0.00	0.00	-1,182.40	-63.62	0.00	-63.62
22 Dec 23	CUSIP: 406216101 / HAL								
Settled	BROADCORT CAPITAL CORPORATION-SUB OF	37.315000							
	MLPF & S / .66								
	OTHER CHARGES: .01								
	SOLD 30.00 SHARES 12-20-23 AT								
	A PRICE OF \$37.315000 LESS								
	BROKER COMMISSION OF \$.66 AND								
	OTHER CHARGES OF \$.01								
	BROADCORT CAPITAL								

Portfolio Statement

1 DEC 23 - 31 DEC 23

Account number XXXXXXXXXX
Account Name *UFCW TRI-STATE - WEDGE CAP-SL

Page 52 of 120

Investment Transaction Detail

Trade Date Settle Date Trade Status	Security Description Asset ID / Ticker Broker / Commission Narrative	Shares/PAR Price	Principal	Transaction Amount Accrued Interest	Adjustment Amt	Cost	Realized Gain/Loss		Total
							Market	Translation	
Sales									
Equities									
20 Dec 23 22 Dec 23 Settled	HCA HEALTHCARE INC COM CUSIP: 40412C101 / HCA BROADCORT CAPITAL CORPORATION-SUB OF MLPF & S / .13 OTHER CHARGES: .01 SOLD 6.00 SHARES 12-20-23 AT A PRICE OF \$269.250000 LESS BROKER COMMISSION OF \$.13 AND OTHER CHARGES OF \$.01 BROADCORT CAPITAL	-6.000 269.250000	1,615.36	0.00	0.00	-1,655.46	-40.10	0.00	-40.10
20 Dec 23 22 Dec 23 Settled	HENRY SCHEIN INC COMMON STOCK CUSIP: 806407102 / HSIC BROADCORT CAPITAL CORPORATION-SUB OF MLPF & S / .53 OTHER CHARGES: .01 SOLD 24.00 SHARES 12-20-23 AT A PRICE OF \$74.496600 LESS BROKER COMMISSION OF \$.53 AND OTHER CHARGES OF \$.01 BROADCORT CAPITAL	-24.000 74.496600	1,787.38	0.00	0.00	-1,724.60	62.78	0.00	62.78
20 Dec 23 22 Dec 23 Settled	INGREDION INC COM CUSIP: 457187102 / INGR BROADCORT CAPITAL CORPORATION-SUB OF MLPF & S / .02 OTHER CHARGES: .01 SOLD 1.00 SHARES 12-20-23 AT A PRICE OF \$106.815000 LESS BROKER COMMISSION OF \$.02 AND OTHER CHARGES OF \$.01 BROADCORT CAPITAL	-1.000 106.815000	106.79	0.00	0.00	-86.87	19.92	0.00	19.92
20 Dec 23 22 Dec 23 Settled	INTL PAPER CO COM CUSIP: 460146103 / IP BROADCORT CAPITAL CORPORATION-SUB OF MLPF & S / .02 OTHER CHARGES: .01 SOLD 1.00 SHARES 12-20-23 AT A PRICE OF \$36.930000 LESS BROKER COMMISSION OF \$.02 AND OTHER CHARGES OF \$.01 BROADCORT CAPITAL	-1.000 36.930000	36.90	0.00	0.00	-39.14	-2.24	0.00	-2.24

Portfolio Statement

1 DEC 23 - 31 DEC 23

Account number XXXXXXXXXX
Account Name *UFCW TRI-STATE - WEDGE CAP-SL

Investment Transaction Detail

Page 53 of 120

Trade Date Settle Date Trade Status	Security Description	Shares/PAR Price	Principal	Transaction Amount Accrued Interest	Adjustment Amt	Cost	Realized Gain/Loss		Total
	Asset ID / Ticker						Broker / Commission	Market	
Sales									
Equities									
13 Dec 23 15 Dec 23 Settled	INTUIT COM CUSIP: 461202103 / INTU J.P. MORGAN SECURITIES LLC / .35 OTHER CHARGES: .08 SOLD 16.00 SHARES 12-13-23 AT A PRICE OF \$595.707300 LESS BROKER COMMISSION OF \$.35 AND OTHER CHARGES OF \$.08 J.P. MORGAN SECURITIES LLC	-16.000 595.707300	9,530.89	0.00	0.00	-6,918.49	2,612.40	0.00	2,612.40
20 Dec 23 22 Dec 23 Settled	INTUIT COM CUSIP: 461202103 / INTU BRODCORT CAPITAL CORPORATION-SUB OF MLPF & S / .18 OTHER CHARGES: .04 SOLD 8.00 SHARES 12-20-23 AT A PRICE OF \$623.925000 LESS BROKER COMMISSION OF \$.18 AND OTHER CHARGES OF \$.04 BRODCORT CAPITAL	-8.000 623.925000	4,991.18	0.00	0.00	-3,459.25	1,531.93	0.00	1,531.93
20 Dec 23 22 Dec 23 Settled	JAZZ PHARMACEUTICALS PLC COM USD0.0001 CUSIP: G50871105 / JAZZ BRODCORT CAPITAL CORPORATION-SUB OF MLPF & S / .02 OTHER CHARGES: .01 SOLD 1.00 SHARES 12-20-23 AT A PRICE OF \$121.525000 LESS BROKER COMMISSION OF \$.02 AND OTHER CHARGES OF \$.01 BRODCORT CAPITAL	-1.000 121.525000	121.50	0.00	0.00	-143.74	-22.24	0.00	-22.24
20 Dec 23 22 Dec 23 Settled	KLA CORPORATION COM USD0.001 CUSIP: 482480100 / KLAC BRODCORT CAPITAL CORPORATION-SUB OF MLPF & S / .29 OTHER CHARGES: .06 SOLD 13.00 SHARES 12-20-23 AT A PRICE OF \$573.150000 LESS BROKER COMMISSION OF \$.29 AND OTHER CHARGES OF \$.06 BRODCORT CAPITAL	-13.000 573.150000	7,450.60	0.00	0.00	-5,325.45	2,125.15	0.00	2,125.15

Portfolio Statement

1 DEC 23 - 31 DEC 23

Account number XXXXXXXXXX
Account Name *UFCW TRI-STATE - WEDGE CAP-SL

Investment Transaction Detail

Page 54 of 120

Trade Date	Security Description						Realized Gain/Loss		
Settle Date	Asset ID / Ticker	Shares/PAR	Principal	Transaction Amount	Adjustment Amt	Cost	Market	Translation	Total
Trade Status	Broker / Commission Narrative	Price		Accrued Interest					

Sales

Equities

20 Dec 23	KNIGHT-SWIFT TRANSN HLDGS INC CL A	-20.000	1,164.75	0.00	0.00	-1,143.88	20.87	0.00	20.87
22 Dec 23	CLASSA COMMON STOCK USD0.01								
Settled	CUSIP: 499049104 / KNX BROADCORT CAPITAL CORPORATION-SUB OF MLPF & S / .44 OTHER CHARGES: .01 SOLD 20.00 SHARES 12-20-23 AT A PRICE OF \$58.260000 LESS BROKER COMMISSION OF \$.44 AND OTHER CHARGES OF \$.01 BROADCORT CAPITAL	58.260000							
20 Dec 23	LAB CORP AMER HLDGS COM NEW	-4.000	892.78	0.00	0.00	-760.60	132.18	0.00	132.18
22 Dec 23	CUSIP: 50540R409 / LH								
Settled	BROADCORT CAPITAL CORPORATION-SUB OF MLPF & S / .09 OTHER CHARGES: .01 SOLD 4.00 SHARES 12-20-23 AT A PRICE OF \$223.220000 LESS BROKER COMMISSION OF \$.09 AND OTHER CHARGES OF \$.01 BROADCORT CAPITAL	223.220000							
20 Dec 23	LAM RESH CORP COM	-14.000	10,844.21	0.00	0.00	-9,713.47	1,130.74	0.00	1,130.74
22 Dec 23	CUSIP: 512807108 / LRCX								
Settled	BROADCORT CAPITAL CORPORATION-SUB OF MLPF & S / .31 OTHER CHARGES: .09 SOLD 14.00 SHARES 12-20-23 AT A PRICE OF \$774.615000 LESS BROKER COMMISSION OF \$.31 AND OTHER CHARGES OF \$.09 BROADCORT CAPITAL	774.615000							
20 Dec 23	LEAR CORP COM NEW COM NEW	-1.000	140.33	0.00	0.00	-125.79	14.54	0.00	14.54
22 Dec 23	CUSIP: 521865204 / LEA								
Settled	BROADCORT CAPITAL CORPORATION-SUB OF MLPF & S / .02 OTHER CHARGES: .01 SOLD 1.00 SHARES 12-20-23 AT A PRICE OF \$140.355000 LESS BROKER COMMISSION OF \$.02 AND OTHER CHARGES OF \$.01 BROADCORT CAPITAL	140.355000							

Portfolio Statement

1 DEC 23 - 31 DEC 23

Account Name *UFCW TRI-STATE - WEDGE CAP-SL Account number [REDACTED]

Investment Transaction Detail

Page 55 of 120

Trade Date	Security Description						Realized Gain/Loss		
Settle Date	Asset ID / Ticker	Shares/PAR	Principal	Transaction Amount	Adjustment Amt	Cost	Market	Translation	Total
Trade Status	Broker / Commission Narrative	Price		Accrued Interest					

Sales

Equities

13 Dec 23	LENNAR CORP CL A CL A	-44.000	6,203.54	0.00	0.00	-4,709.96	1,493.58	0.00	1,493.58
15 Dec 23	CUSIP: 526057104 / LEN								
Settled	J.P. MORGAN SECURITIES LLC / .97	141.012700							
	OTHER CHARGES: .05								
	SOLD 44.00 SHARES 12-13-23 AT								
	A PRICE OF \$141.012700 LESS								
	BROKER COMMISSION OF \$.97 AND								
	OTHER CHARGES OF \$.05 J.P.								
	MORGAN SECURITIES LLC								
20 Dec 23	LENNAR CORP CL A CL A	-25.000	3,727.39	0.00	0.00	-2,676.11	1,051.28	0.00	1,051.28
22 Dec 23	CUSIP: 526057104 / LEN								
Settled	BROADCORT CAPITAL CORPORATION-SUB OF	149.118700							
	MLPF & S / .55								
	OTHER CHARGES: .03								
	SOLD 25.00 SHARES 12-20-23 AT								
	A PRICE OF \$149.118700 LESS								
	BROKER COMMISSION OF \$.55 AND								
	OTHER CHARGES OF \$.03								
	BROADCORT CAPITAL								
6 Dec 23	LOUISIANA-PACIFIC CORP COM	-156.000	9,866.03	0.00	0.00	-10,003.16	-137.13	0.00	-137.13
8 Dec 23	CUSIP: 546347105 / LPX								
Settled	PIPER JAFFRAY & CO / 3.43	63.266300							
	OTHER CHARGES: .08								
	SOLD 156.00 SHARES 12-06-23 AT								
	A PRICE OF \$63.266300 LESS								
	BROKER COMMISSION OF \$3.43 AND								
	OTHER CHARGES OF \$.08 PIPER								
	JAFFRAY & CO								
20 Dec 23	LYONDELLBASELL IND N V COM USD0.01 CL	-6.000	580.72	0.00	0.00	-502.73	77.99	0.00	77.99
22 Dec 23	'A'								
Settled	CUSIP: N53745100 / LYB	96.810000							
	BROADCORT CAPITAL CORPORATION-SUB OF								
	MLPF & S / .13								
	OTHER CHARGES: .01								
	SOLD 6.00 SHARES 12-20-23 AT A								
	PRICE OF \$96.810000 LESS								
	BROKER COMMISSION OF \$.13 AND								
	OTHER CHARGES OF \$.01								
	BROADCORT CAPITAL								

Portfolio Statement

1 DEC 23 - 31 DEC 23

Account number XXXXXXXXXX
Account Name *UFCW TRI-STATE - WEDGE CAP-SL

Investment Transaction Detail

Page 56 of 120

Trade Date Settle Date Trade Status	Security Description	Shares/PAR Price	Principal	Transaction Amount Accrued Interest	Adjustment Amt	Cost	Realized Gain/Loss		Total
	Asset ID / Ticker Broker / Commission Narrative						Market	Translation	
Sales									
Equities									
20 Dec 23 22 Dec 23 Settled	MARATHON OIL CORP COM CUSIP: 565849106 / MRO BROADCORT CAPITAL CORPORATION-SUB OF MLPF & S / 1.08 OTHER CHARGES: .01 SOLD 49.00 SHARES 12-20-23 AT A PRICE OF \$24.970000 LESS BROKER COMMISSION OF \$1.08 AND OTHER CHARGES OF \$.01 BROADCORT CAPITAL	-49.000 24.970000	1,222.44	0.00	0.00	-840.37	382.07	0.00	382.07
20 Dec 23 22 Dec 23 Settled	MARRIOTT INTL INC NEW COM STK CL A CUSIP: 571903202 / MAR BROADCORT CAPITAL CORPORATION-SUB OF MLPF & S / .42 OTHER CHARGES: .03 SOLD 19.00 SHARES 12-20-23 AT A PRICE OF \$219.415000 LESS BROKER COMMISSION OF \$.42 AND OTHER CHARGES OF \$.03 BROADCORT CAPITAL	-19.000 219.415000	4,168.44	0.00	0.00	-3,181.87	986.57	0.00	986.57
20 Dec 23 22 Dec 23 Settled	MASCO CORP COM CUSIP: 574599106 / MAS BROADCORT CAPITAL CORPORATION-SUB OF MLPF & S / .48 OTHER CHARGES: .01 SOLD 22.00 SHARES 12-20-23 AT A PRICE OF \$68.330000 LESS BROKER COMMISSION OF \$.48 AND OTHER CHARGES OF \$.01 BROADCORT CAPITAL	-22.000 68.330000	1,502.77	0.00	0.00	-858.62	644.15	0.00	644.15
20 Dec 23 22 Dec 23 Settled	METLIFE INC COM STK USD0.01 CUSIP: 59156R108 / MET BROADCORT CAPITAL CORPORATION-SUB OF MLPF & S / .04 OTHER CHARGES: .01 SOLD 2.00 SHARES 12-20-23 AT A PRICE OF \$66.120000 LESS BROKER COMMISSION OF \$.04 AND OTHER CHARGES OF \$.01 BROADCORT CAPITAL	-2.000 66.120000	132.19	0.00	0.00	-113.56	18.63	0.00	18.63

Portfolio Statement

1 DEC 23 - 31 DEC 23

Account number XXXXXXXXXX
Account Name *UFCW TRI-STATE - WEDGE CAP-SL

Page 57 of 120

Investment Transaction Detail

Trade Date Settle Date Trade Status	Security Description Asset ID / Ticker Broker / Commission Narrative	Shares/PAR Price	Principal	Transaction Amount Accrued Interest	Adjustment Amt	Cost	Realized Gain/Loss		
							Market	Translation	Total
Sales									
Equities									
20 Dec 23 22 Dec 23 Settled	MUELLER INDS INC COM CUSIP: 624756102 / MLI BRODCORT CAPITAL CORPORATION-SUB OF MLPF & S / .66 OTHER CHARGES: .01 SOLD 30.00 SHARES 12-20-23 AT A PRICE OF \$46.860000 LESS BROKER COMMISSION OF \$.66 AND OTHER CHARGES OF \$.01 BRODCORT CAPITAL	-30.000 46.860000	1,405.13	0.00	0.00	-1,166.45	238.68	0.00	238.68
20 Dec 23 22 Dec 23 Settled	MURPHY USA INC COM CUSIP: 626755102 / MUSA BRODCORT CAPITAL CORPORATION-SUB OF MLPF & S / .09 OTHER CHARGES: .01 SOLD 4.00 SHARES 12-20-23 AT A PRICE OF \$360.880000 LESS BROKER COMMISSION OF \$.09 AND OTHER CHARGES OF \$.01 BRODCORT CAPITAL	-4.000 360.880000	1,443.42	0.00	0.00	-1,111.02	332.40	0.00	332.40
20 Dec 23 22 Dec 23 Settled	NETAPP INC COM STK CUSIP: 64110D104 / NTAP BRODCORT CAPITAL CORPORATION-SUB OF MLPF & S / .73 OTHER CHARGES: .02 SOLD 33.00 SHARES 12-20-23 AT A PRICE OF \$90.040000 LESS BROKER COMMISSION OF \$.73 AND OTHER CHARGES OF \$.02 BRODCORT CAPITAL	-33.000 90.040000	2,970.57	0.00	0.00	-2,942.50	28.07	0.00	28.07
13 Dec 23 15 Dec 23 Settled	NRG ENERGY INC COM NEW CUSIP: 629377508 / NRG J.P. MORGAN SECURITIES LLC / 1.01 OTHER CHARGES: .02 SOLD 46.00 SHARES 12-13-23 AT A PRICE OF \$48.715100 LESS BROKER COMMISSION OF \$1.01 AND OTHER CHARGES OF \$.02 J.P. MORGAN SECURITIES LLC	-46.000 48.715100	2,239.86	0.00	0.00	-2,088.90	150.96	0.00	150.96

Portfolio Statement

1 DEC 23 - 31 DEC 23

Account Name *UFCW TRI-STATE - WEDGE CAP-SL Account number [REDACTED]

Investment Transaction Detail

Page 58 of 120

Trade Date	Security Description						Realized Gain/Loss		
Settle Date	Asset ID / Ticker	Shares/PAR	Principal	Transaction Amount	Adjustment Amt	Cost	Market	Translation	Total
Trade Status	Broker / Commission Narrative	Price		Accrued Interest					

Sales

Equities

20 Dec 23	NRG ENERGY INC COM NEW	-11.000	552.17	0.00	0.00	-499.52	52.65	0.00	52.65
22 Dec 23	CUSIP: 629377508 / NRG								
Settled	BROADCORT CAPITAL CORPORATION-SUB OF MLPF & S / .24 OTHER CHARGES: .01 SOLD 11.00 SHARES 12-20-23 AT A PRICE OF \$50.220000 LESS BROKER COMMISSION OF \$.24 AND OTHER CHARGES OF \$.01 BROADCORT CAPITAL	50.220000							
20 Dec 23	NUCOR CORP COM	-2.000	357.47	0.00	0.00	-175.65	181.82	0.00	181.82
22 Dec 23	CUSIP: 670346105 / NUE								
Settled	BROADCORT CAPITAL CORPORATION-SUB OF MLPF & S / .04 OTHER CHARGES: .01 SOLD 2.00 SHARES 12-20-23 AT A PRICE OF \$178.760000 LESS BROKER COMMISSION OF \$.04 AND OTHER CHARGES OF \$.01 BROADCORT CAPITAL	178.760000							
20 Dec 23	O REILLY AUTOMOTIVE INC NEW COM USD0.01	-2.000	1,927.81	0.00	0.00	-1,754.97	172.84	0.00	172.84
22 Dec 23	CUSIP: 67103H107 / ORLY								
Settled	BROADCORT CAPITAL CORPORATION-SUB OF MLPF & S / .04 OTHER CHARGES: .02 SOLD 2.00 SHARES 12-20-23 AT A PRICE OF \$963.935000 LESS BROKER COMMISSION OF \$.04 AND OTHER CHARGES OF \$.02 BROADCORT CAPITAL	963.935000							
20 Dec 23	OGE ENERGY CORP COM	-34.000	1,211.34	0.00	0.00	-1,215.48	-4.14	0.00	-4.14
22 Dec 23	CUSIP: 670837103 / OGE								
Settled	BROADCORT CAPITAL CORPORATION-SUB OF MLPF & S / .75 OTHER CHARGES: .01 SOLD 34.00 SHARES 12-20-23 AT A PRICE OF \$35.650000 LESS BROKER COMMISSION OF \$.75 AND OTHER CHARGES OF \$.01 BROADCORT CAPITAL	35.650000							

Portfolio Statement

1 DEC 23 - 31 DEC 23

Account number XXXXXXXXXX
Account Name *UFCW TRI-STATE - WEDGE CAP-SL

Page 59 of 120

Investment Transaction Detail

Trade Date Settle Date Trade Status	Security Description	Shares/PAR Price	Principal	Transaction Amount Accrued Interest	Adjustment Amt	Cost	Realized Gain/Loss			
	Asset ID / Ticker Broker / Commission Narrative						Market	Translation	Total	
Sales										
Equities										
20 Dec 23 22 Dec 23 Settled	OSHKOSH CORPORATION CUSIP: 688239201 / OSK BRODCORT CAPITAL CORPORATION-SUB OF MLPF & S / .24 OTHER CHARGES: .01 SOLD 11.00 SHARES 12-20-23 AT A PRICE OF \$108.410000 LESS BROKER COMMISSION OF \$.24 AND OTHER CHARGES OF \$.01 BRODCORT CAPITAL	-11.000 108.410000	1,192.26	0.00	0.00	-1,148.99	43.27	0.00	43.27	
20 Dec 23 22 Dec 23 Settled	OVINTIV INC COM USD0.01 CUSIP: 69047Q102 / OVV BRODCORT CAPITAL CORPORATION-SUB OF MLPF & S / .55 OTHER CHARGES: .01 SOLD 25.00 SHARES 12-20-23 AT A PRICE OF \$44.440000 LESS BROKER COMMISSION OF \$.55 AND OTHER CHARGES OF \$.01 BRODCORT CAPITAL	-25.000 44.440000	1,110.44	0.00	0.00	-1,213.30	-102.86	0.00	-102.86	
20 Dec 23 22 Dec 23 Settled	OWENS CORNING NEW COM STK CUSIP: 690742101 / OC BRODCORT CAPITAL CORPORATION-SUB OF MLPF & S / .07 OTHER CHARGES: .01 SOLD 3.00 SHARES 12-20-23 AT A PRICE OF \$150.960000 LESS BROKER COMMISSION OF \$.07 AND OTHER CHARGES OF \$.01 BRODCORT CAPITAL	-3.000 150.960000	452.80	0.00	0.00	-210.06	242.74	0.00	242.74	
20 Dec 23 22 Dec 23 Settled	PARKER-HANNIFIN CORP COM CUSIP: 701094104 / PH BRODCORT CAPITAL CORPORATION-SUB OF MLPF & S / .02 OTHER CHARGES: .01 SOLD 1.00 SHARES 12-20-23 AT A PRICE OF \$459.610000 LESS BROKER COMMISSION OF \$.02 AND OTHER CHARGES OF \$.01 BRODCORT CAPITAL	-1.000 459.610000	459.58	0.00	0.00	-125.58	334.00	0.00	334.00	

Portfolio Statement

1 DEC 23 - 31 DEC 23

Account Name *UFCW TRI-STATE - WEDGE CAP-SL Account number [REDACTED]

Investment Transaction Detail

Page 60 of 120

Trade Date	Security Description						Realized Gain/Loss		
Settle Date	Asset ID / Ticker								
Trade Status	Broker / Commission	Shares/PAR	Principal	Transaction Amount	Adjustment Amt	Cost	Market	Translation	Total
	Narrative	Price		Accrued Interest					
Sales									
Equities									
13 Dec 23	PAYCHEX INC COM	-88.000	11,146.12	0.00	0.00	-10,042.33	1,103.79	0.00	1,103.79
15 Dec 23	CUSIP: 704326107 / PAYX								
Settled	J.P. MORGAN SECURITIES LLC / 1.94	126.683500							
	OTHER CHARGES: .09								
	SOLD 88.00 SHARES 12-13-23 AT								
	A PRICE OF \$126.683500 LESS								
	BROKER COMMISSION OF \$1.94 AND								
	OTHER CHARGES OF \$.09 J.P.								
	MORGAN SECURITIES LLC								
20 Dec 23	PAYCHEX INC COM	-19.000	2,438.69	0.00	0.00	-2,168.23	270.46	0.00	270.46
22 Dec 23	CUSIP: 704326107 / PAYX								
Settled	BRODCORT CAPITAL CORPORATION-SUB OF	128.375000							
	MLPF & S / .42								
	OTHER CHARGES: .02								
	SOLD 19.00 SHARES 12-20-23 AT								
	A PRICE OF \$128.375000 LESS								
	BROKER COMMISSION OF \$.42 AND								
	OTHER CHARGES OF \$.02								
	BRODCORT CAPITAL								
6 Dec 23	PENSKE AUTOMOTIVE GROUP INC COM STK	-40.000	6,022.62	0.00	0.00	-5,993.88	28.74	0.00	28.74
8 Dec 23	CUSIP: 70959W103 / PAG								
Settled	PIPER JAFFRAY & CO / .88	150.588700							
	OTHER CHARGES: .05								
	SOLD 40.00 SHARES 12-06-23 AT								
	A PRICE OF \$150.588700 LESS								
	BROKER COMMISSION OF \$.88 AND								
	OTHER CHARGES OF \$.05 PIPER								
	JAFFRAY & CO								
7 Dec 23	PENSKE AUTOMOTIVE GROUP INC COM STK	-68.000	10,205.96	0.00	0.00	-10,189.59	16.37	0.00	16.37
11 Dec 23	CUSIP: 70959W103 / PAG								
Settled	PIPER JAFFRAY & CO / 1.50	150.111000							
	OTHER CHARGES: .09								
	SOLD 68.00 SHARES 12-07-23 AT								
	A PRICE OF \$150.111000 LESS								
	BROKER COMMISSION OF \$1.50 AND								
	OTHER CHARGES OF \$.09 PIPER								
	JAFFRAY & CO								

Portfolio Statement

1 DEC 23 - 31 DEC 23

Account Name *UFCW TRI-STATE - WEDGE CAP-SL Account number [REDACTED]

Investment Transaction Detail

Page 61 of 120

Trade Date Settle Date Trade Status	Security Description	Shares/PAR Price	Principal	Transaction Amount Accrued Interest	Adjustment Amt	Cost	Realized Gain/Loss		Total
	Asset ID / Ticker Broker / Commission Narrative						Market	Translation	
Sales									
Equities									
8 Dec 23 12 Dec 23 Settled	PENSKE AUTOMOTIVE GROUP INC COM STK CUSIP: 70959W103 / PAG PIPER JAFFRAY & CO / 1.47 OTHER CHARGES: .09 SOLD 67.00 SHARES 12-08-23 AT A PRICE OF \$150.466400 LESS BROKER COMMISSION OF \$1.47 AND OTHER CHARGES OF \$.09 PIPER JAFFRAY & CO	-67.000 150.466400	10,079.69	0.00	0.00	-10,039.74	39.95	0.00	39.95
13 Dec 23 15 Dec 23 Settled	PENSKE AUTOMOTIVE GROUP INC COM STK CUSIP: 70959W103 / PAG VIRTU AMERICAS LLC / 3.21 OTHER CHARGES: .18 SOLD 146.00 SHARES 12-13-23 AT A PRICE OF \$154.393300 LESS BROKER COMMISSION OF \$3.21 AND OTHER CHARGES OF \$.18 VIRTU AMERICAS LLC	-146.000 154.393300	22,538.03	0.00	0.00	-21,877.65	660.38	0.00	660.38
14 Dec 23 18 Dec 23 Settled	PENSKE AUTOMOTIVE GROUP INC COM STK CUSIP: 70959W103 / PAG VIRTU AMERICAS LLC / 1.96 OTHER CHARGES: .11 SOLD 89.00 SHARES 12-14-23 AT A PRICE OF \$160.787700 LESS BROKER COMMISSION OF \$1.96 AND OTHER CHARGES OF \$.11 VIRTU AMERICAS LLC	-89.000 160.787700	14,308.04	0.00	0.00	-13,336.38	971.66	0.00	971.66
20 Dec 23 22 Dec 23 Settled	PINNACLE W. CAP CORP COM CUSIP: 723484101 / PNW BRODCORT CAPITAL CORPORATION-SUB OF MLPF & S / .22 OTHER CHARGES: .01 SOLD 10.00 SHARES 12-20-23 AT A PRICE OF \$72.220000 LESS BROKER COMMISSION OF \$.22 AND OTHER CHARGES OF \$.01 BRODCORT CAPITAL	-10.000 72.220000	721.97	0.00	0.00	-740.63	-18.66	0.00	-18.66

Portfolio Statement

1 DEC 23 - 31 DEC 23

Account number XXXXXXXXXX
Account Name *UFCW TRI-STATE - WEDGE CAP-SL

Investment Transaction Detail

Page 62 of 120

Trade Date Settle Date Trade Status	Security Description	Shares/PAR Price	Principal	Transaction Amount Accrued Interest	Adjustment Amt	Cost	Realized Gain/Loss		Total
	Asset ID / Ticker Broker / Commission Narrative						Market	Translation	
Sales									
Equities									
20 Dec 23 22 Dec 23 Settled	PPL CORP COM ISIN US69351T1060 CUSIP: 69351T106 / PPL BROADCORT CAPITAL CORPORATION-SUB OF MLPF & S / .92 OTHER CHARGES: .01 SOLD 42.00 SHARES 12-20-23 AT A PRICE OF \$26.840000 LESS BROKER COMMISSION OF \$.92 AND OTHER CHARGES OF \$.01 BROADCORT CAPITAL	-42.000 26.840000	1,126.35	0.00	0.00	-1,201.80	-75.45	0.00	-75.45
20 Dec 23 22 Dec 23 Settled	PUB SERVICE ENTERPRISE GROUP INC COM CUSIP: 744573106 / PEG BROADCORT CAPITAL CORPORATION-SUB OF MLPF & S / .11 OTHER CHARGES: .01 SOLD 5.00 SHARES 12-20-23 AT A PRICE OF \$61.600000 LESS BROKER COMMISSION OF \$.11 AND OTHER CHARGES OF \$.01 BROADCORT CAPITAL	-5.000 61.600000	307.88	0.00	0.00	-273.95	33.93	0.00	33.93
13 Dec 23 15 Dec 23 Settled	PULTE GROUP INC CUSIP: 745867101 / PHM BROADCORT CAPITAL CORPORATION-SUB OF MLPF & S / 1.43 OTHER CHARGES: .05 SOLD 65.00 SHARES 12-13-23 AT A PRICE OF \$97.497800 LESS BROKER COMMISSION OF \$1.43 AND OTHER CHARGES OF \$.05 BROADCORT CAPITAL	-65.000 97.497800	6,335.88	0.00	0.00	-4,472.94	1,862.94	0.00	1,862.94
20 Dec 23 22 Dec 23 Settled	PULTE GROUP INC CUSIP: 745867101 / PHM BROADCORT CAPITAL CORPORATION-SUB OF MLPF & S / .99 OTHER CHARGES: .04 SOLD 45.00 SHARES 12-20-23 AT A PRICE OF \$103.793800 LESS BROKER COMMISSION OF \$.99 AND OTHER CHARGES OF \$.04 BROADCORT CAPITAL	-45.000 103.793800	4,669.69	0.00	0.00	-3,096.65	1,573.04	0.00	1,573.04

Portfolio Statement

1 DEC 23 - 31 DEC 23

Account Name *UFCW TRI-STATE - WEDGE CAP-SL Account number [REDACTED]

Investment Transaction Detail

Page 63 of 120

Trade Date	Security Description						Realized Gain/Loss		
Settle Date	Asset ID / Ticker		Shares/PAR	Transaction Amount			Market	Translation	Total
Trade Status	Broker / Commission	Narrative	Price	Principal	Accrued Interest	Adjustment Amt	Cost		

Sales

Equities

20 Dec 23	RANGE RES CORP COM		-42.000	1,284.27	0.00	0.00	-1,103.46	180.81	0.00	180.81
22 Dec 23	CUSIP: 75281A109 / RRC									
Settled	BROADCORT CAPITAL CORPORATION-SUB OF		30.600000							
	MLPF & S / .92									
	OTHER CHARGES: .01									
	SOLD 42.00 SHARES 12-20-23 AT									
	A PRICE OF \$30.600000 LESS									
	BROKER COMMISSION OF \$.92 AND									
	OTHER CHARGES OF \$.01									
	BROADCORT CAPITAL									
20 Dec 23	REGIONS FINL CORP NEW COM		-330.000	6,407.89	0.00	0.00	-5,858.59	549.30	0.00	549.30
22 Dec 23	CUSIP: 7591EP100 / RF									
Settled	BROADCORT CAPITAL CORPORATION-SUB OF		19.440000							
	MLPF & S / 7.26									
	OTHER CHARGES: .05									
	SOLD 330.00 SHARES 12-20-23 AT									
	A PRICE OF \$19.440000 LESS									
	BROKER COMMISSION OF \$7.26 AND									
	OTHER CHARGES OF \$.05									
	BROADCORT CAPITAL									
20 Dec 23	RELIANCE STL & ALUM CO COM		-2.000	552.19	0.00	0.00	-223.78	328.41	0.00	328.41
22 Dec 23	CUSIP: 759509102 / RS									
Settled	BROADCORT CAPITAL CORPORATION-SUB OF		276.120000							
	MLPF & S / .04									
	OTHER CHARGES: .01									
	SOLD 2.00 SHARES 12-20-23 AT A									
	PRICE OF \$276.120000 LESS									
	BROKER COMMISSION OF \$.04 AND									
	OTHER CHARGES OF \$.01									
	BROADCORT CAPITAL									
13 Dec 23	ROYAL CARIBBEAN GROUP COM STK		-89.000	10,685.18	0.00	0.00	-7,724.76	2,960.42	0.00	2,960.42
15 Dec 23	CUSIP: V7780T103 / RCL									
Settled	BROADCORT CAPITAL CORPORATION-SUB OF		120.081200							
	MLPF & S / 1.96									
	OTHER CHARGES: .09									
	SOLD 89.00 SHARES 12-13-23 AT									
	A PRICE OF \$120.081200 LESS									
	BROKER COMMISSION OF \$1.96 AND									
	OTHER CHARGES OF \$.09									
	BROADCORT CAPITAL									

Portfolio Statement

1 DEC 23 - 31 DEC 23

Account number XXXXXXXXXX
Account Name *UFCW TRI-STATE - WEDGE CAP-SL

Page 64 of 120

Investment Transaction Detail

Trade Date Settle Date Trade Status	Security Description Asset ID / Ticker Broker / Commission Narrative	Shares/PAR Price	Principal	Transaction Amount Accrued Interest	Adjustment Amt	Cost	Realized Gain/Loss		
							Market	Translation	Total

Sales

Equities

20 Dec 23 22 Dec 23 Settled	ROYAL CARIBBEAN GROUP COM STK CUSIP: V7780T103 / RCL BROADCORT CAPITAL CORPORATION-SUB OF MLPF & S / .29 OTHER CHARGES: .01 SOLD 13.00 SHARES 12-20-23 AT A PRICE OF \$123.300000 LESS BROKER COMMISSION OF \$.29 AND OTHER CHARGES OF \$.01 BROADCORT CAPITAL	-13.000 123.300000	1,602.60	0.00	0.00	-1,128.34	474.26	0.00	474.26
20 Dec 23 22 Dec 23 Settled	RYDER SYS INC COM CUSIP: 783549108 / R BROADCORT CAPITAL CORPORATION-SUB OF MLPF & S / .04 OTHER CHARGES: .01 SOLD 2.00 SHARES 12-20-23 AT A PRICE OF \$113.810000 LESS BROKER COMMISSION OF \$.04 AND OTHER CHARGES OF \$.01 BROADCORT CAPITAL	-2.000 113.810000	227.57	0.00	0.00	-178.44	49.13	0.00	49.13
20 Dec 23 22 Dec 23 Settled	SM ENERGY CO COM CUSIP: 78454L100 / SM BROADCORT CAPITAL CORPORATION-SUB OF MLPF & S / 1.23 OTHER CHARGES: .02 SOLD 56.00 SHARES 12-20-23 AT A PRICE OF \$39.041300 LESS BROKER COMMISSION OF \$1.23 AND OTHER CHARGES OF \$.02 BROADCORT CAPITAL	-56.000 39.041300	2,185.06	0.00	0.00	-2,061.44	123.62	0.00	123.62
20 Dec 23 22 Dec 23 Settled	SNAP-ON INC COM CUSIP: 833034101 / SNA BROADCORT CAPITAL CORPORATION-SUB OF MLPF & S / .02 OTHER CHARGES: .01 SOLD 1.00 SHARES 12-20-23 AT A PRICE OF \$288.875000 LESS BROKER COMMISSION OF \$.02 AND OTHER CHARGES OF \$.01 BROADCORT CAPITAL	-1.000 288.875000	288.85	0.00	0.00	-192.58	96.27	0.00	96.27

Portfolio Statement

1 DEC 23 - 31 DEC 23

Account number XXXXXXXXXX
Account Name *UFCW TRI-STATE - WEDGE CAP-SL

Investment Transaction Detail

Page 65 of 120

Trade Date Settle Date Trade Status	Security Description Asset ID / Ticker Broker / Commission Narrative	Shares/PAR Price	Principal	Transaction Amount Accrued Interest	Adjustment Amt	Cost	Realized Gain/Loss		
	Market						Translation	Total	
Sales									
Equities									
20 Dec 23 22 Dec 23 Settled	SONOCO PROD CO COM CUSIP: 835495102 / SON BRODCORT CAPITAL CORPORATION-SUB OF MLPF & S / .15 OTHER CHARGES: .01 SOLD 7.00 SHARES 12-20-23 AT A PRICE OF \$55.820000 LESS BROKER COMMISSION OF \$.15 AND OTHER CHARGES OF \$.01 BRODCORT CAPITAL	-7.000 55.820000	390.58	0.00	0.00	-392.46	-1.88	0.00	-1.88
20 Dec 23 22 Dec 23 Settled	STATE STR CORP COM CUSIP: 857477103 / STT BRODCORT CAPITAL CORPORATION-SUB OF MLPF & S / .81 OTHER CHARGES: .02 SOLD 37.00 SHARES 12-20-23 AT A PRICE OF \$77.825000 LESS BROKER COMMISSION OF \$.81 AND OTHER CHARGES OF \$.02 BRODCORT CAPITAL	-37.000 77.825000	2,878.70	0.00	0.00	-2,719.12	159.58	0.00	159.58
20 Dec 23 22 Dec 23 Settled	STEEL DYNAMICS INC COM CUSIP: 858119100 / STLD BRODCORT CAPITAL CORPORATION-SUB OF MLPF & S / .13 OTHER CHARGES: .01 SOLD 6.00 SHARES 12-20-23 AT A PRICE OF \$123.525000 LESS BROKER COMMISSION OF \$.13 AND OTHER CHARGES OF \$.01 BRODCORT CAPITAL	-6.000 123.525000	741.01	0.00	0.00	-279.29	461.72	0.00	461.72
20 Dec 23 22 Dec 23 Settled	SUPER MICRO COMPUTER INC COM USD0.001 CUSIP: 86800U104 / SMC1 BRODCORT CAPITAL CORPORATION-SUB OF MLPF & S / .95 OTHER CHARGES: .11 SOLD 43.00 SHARES 12-20-23 AT A PRICE OF \$314.302300 LESS BROKER COMMISSION OF \$.95 AND OTHER CHARGES OF \$.11 BRODCORT CAPITAL	-43.000 314.302300	13,513.94	0.00	0.00	-8,500.86	5,013.08	0.00	5,013.08

Portfolio Statement

1 DEC 23 - 31 DEC 23

Account Name *UFCW TRI-STATE - WEDGE CAP-SL Account number [REDACTED]

Investment Transaction Detail

Page 66 of 120

Trade Date	Security Description						Realized Gain/Loss		
Settle Date	Asset ID / Ticker	Shares/PAR	Principal	Transaction Amount	Adjustment Amt	Cost	Market	Translation	Total
Trade Status	Broker / Commission Narrative	Price		Accrued Interest					

Sales

Equities

13 Dec 23	SYNCHRONY FINL COM	-204.000	7,231.82	0.00	0.00	-6,349.07	882.75	0.00	882.75
15 Dec 23	CUSIP: 87165B103 / SYF								
Settled	J.P. MORGAN SECURITIES LLC / 4.49	35.472400							
	OTHER CHARGES: .06								
	SOLD 204.00 SHARES 12-13-23 AT								
	A PRICE OF \$35.472400 LESS								
	BROKER COMMISSION OF \$4.49 AND								
	OTHER CHARGES OF \$.06 J.P.								
	MORGAN SECURITIES LLC								
20 Dec 23	SYNCHRONY FINL COM	-101.000	3,876.86	0.00	0.00	-3,143.41	733.45	0.00	733.45
22 Dec 23	CUSIP: 87165B103 / SYF								
Settled	BROADCORT CAPITAL CORPORATION-SUB OF	38.407000							
	MLPF & S / 2.22								
	OTHER CHARGES: .03								
	SOLD 101.00 SHARES 12-20-23 AT								
	A PRICE OF \$38.407000 LESS								
	BROKER COMMISSION OF \$2.22 AND								
	OTHER CHARGES OF \$.03								
	BROADCORT CAPITAL								
13 Dec 23	T-MOBILE US INC COM	-14.000	2,232.62	0.00	0.00	-1,251.70	980.92	0.00	980.92
15 Dec 23	CUSIP: 872590104 / TMUS								
Settled	J.P. MORGAN SECURITIES LLC / .31	159.496300							
	OTHER CHARGES: .02								
	SOLD 14.00 SHARES 12-13-23 AT								
	A PRICE OF \$159.496300 LESS								
	BROKER COMMISSION OF \$.31 AND								
	OTHER CHARGES OF \$.02 J.P.								
	MORGAN SECURITIES LLC								
20 Dec 23	TIMKEN CO COM	-9.000	718.94	0.00	0.00	-727.38	-8.44	0.00	-8.44
22 Dec 23	CUSIP: 887389104 / TKR								
Settled	BROADCORT CAPITAL CORPORATION-SUB OF	79.905000							
	MLPF & S / .20								
	OTHER CHARGES: .01								
	SOLD 9.00 SHARES 12-20-23 AT A								
	PRICE OF \$79.905000 LESS								
	BROKER COMMISSION OF \$.20 AND								
	OTHER CHARGES OF \$.01								
	BROADCORT CAPITAL								

Portfolio Statement

1 DEC 23 - 31 DEC 23

Account Name *UFCW TRI-STATE - WEDGE CAP-SL Account number [REDACTED]

Investment Transaction Detail

Page 67 of 120

Trade Date Settle Date Trade Status	Security Description	Shares/PAR Price	Principal	Transaction Amount Accrued Interest	Adjustment Amt	Cost	Realized Gain/Loss			
	Asset ID / Ticker Broker / Commission Narrative						Market	Translation	Total	
Sales										
Equities										
13 Dec 23 15 Dec 23 Settled	TOLL BROS INC COM CUSIP: 889478103 / TOL J.P. MORGAN SECURITIES LLC / 1.34 OTHER CHARGES: .05 SOLD 61.00 SHARES 12-13-23 AT A PRICE OF \$92.346300 LESS BROKER COMMISSION OF \$1.34 AND OTHER CHARGES OF \$.05 J.P. MORGAN SECURITIES LLC	-61.000 92.346300	5,631.73	0.00	0.00	-4,372.05	1,259.68	0.00	1,259.68	
20 Dec 23 22 Dec 23 Settled	TOLL BROS INC COM CUSIP: 889478103 / TOL BRODCORT CAPITAL CORPORATION-SUB OF MLPF & S / 1.45 OTHER CHARGES: .06 SOLD 66.00 SHARES 12-20-23 AT A PRICE OF \$104.248100 LESS BROKER COMMISSION OF \$1.45 AND OTHER CHARGES OF \$.06 BRODCORT CAPITAL	-66.000 104.248100	6,878.86	0.00	0.00	-4,730.41	2,148.45	0.00	2,148.45	
20 Dec 23 22 Dec 23 Settled	TRANSDIGM GROUP INC COM CUSIP: 893641100 / TDG BRODCORT CAPITAL CORPORATION-SUB OF MLPF & S / .11 OTHER CHARGES: .04 SOLD 5.00 SHARES 12-20-23 AT A PRICE OF \$993.575000 LESS BROKER COMMISSION OF \$.11 AND OTHER CHARGES OF \$.04 BRODCORT CAPITAL	-5.000 993.575000	4,967.73	0.00	0.00	-4,968.39	-0.66	0.00	-0.66	
20 Dec 23 22 Dec 23 Settled	TRINET GROUP INC COM USD0.000025 CUSIP: 896288107 / TNET BRODCORT CAPITAL CORPORATION-SUB OF MLPF & S / .11 OTHER CHARGES: .01 SOLD 5.00 SHARES 12-20-23 AT A PRICE OF \$121.815000 LESS BROKER COMMISSION OF \$.11 AND OTHER CHARGES OF \$.01 BRODCORT CAPITAL	-5.000 121.815000	608.96	0.00	0.00	-537.76	71.20	0.00	71.20	

Portfolio Statement

1 DEC 23 - 31 DEC 23

Account Name *UFCW TRI-STATE - WEDGE CAP-SL Account number [REDACTED]

Investment Transaction Detail

Page 68 of 120

Trade Date Settle Date Trade Status	Security Description	Shares/PAR Price	Principal	Transaction Amount Accrued Interest	Adjustment Amt	Cost	Realized Gain/Loss		Total
	Asset ID / Ticker Broker / Commission Narrative						Market	Translation	
Sales									
Equities									
20 Dec 23 22 Dec 23 Settled	UFP INDUSTRIES INC COM USD1.00 CUSIP: 90278Q108 / UFPI BROADCORT CAPITAL CORPORATION-SUB OF MLPF & S / .04 OTHER CHARGES: .01 SOLD 2.00 SHARES 12-20-23 AT A PRICE OF \$125.965000 LESS BROKER COMMISSION OF \$.04 AND OTHER CHARGES OF \$.01 BROADCORT CAPITAL	-2.000 125.965000	251.88	0.00	0.00	-162.37	89.51	0.00	89.51
20 Dec 23 22 Dec 23 Settled	UGI CORP NEW COM CUSIP: 902681105 / UGI BROADCORT CAPITAL CORPORATION-SUB OF MLPF & S / 1.54 OTHER CHARGES: .01 SOLD 70.00 SHARES 12-20-23 AT A PRICE OF \$23.295200 LESS BROKER COMMISSION OF \$1.54 AND OTHER CHARGES OF \$.01 BROADCORT CAPITAL	-70.000 23.295200	1,629.11	0.00	0.00	-1,969.65	-340.54	0.00	-340.54
20 Dec 23 22 Dec 23 Settled	UNITED RENTALS INC COM CUSIP: 911363109 / URI BROADCORT CAPITAL CORPORATION-SUB OF MLPF & S / .11 OTHER CHARGES: .02 SOLD 5.00 SHARES 12-20-23 AT A PRICE OF \$574.565000 LESS BROKER COMMISSION OF \$.11 AND OTHER CHARGES OF \$.02 BROADCORT CAPITAL	-5.000 574.565000	2,872.70	0.00	0.00	-856.96	2,015.74	0.00	2,015.74
20 Dec 23 22 Dec 23 Settled	VERIZON COMMUNICATIONS COM CUSIP: 92343V104 / VZ BROADCORT CAPITAL CORPORATION-SUB OF MLPF & S / .53 OTHER CHARGES: .01 SOLD 24.00 SHARES 12-20-23 AT A PRICE OF \$37.465000 LESS BROKER COMMISSION OF \$.53 AND OTHER CHARGES OF \$.01 BROADCORT CAPITAL	-24.000 37.465000	898.62	0.00	0.00	-1,126.14	-227.52	0.00	-227.52

Portfolio Statement

1 DEC 23 - 31 DEC 23

Account Name *UFCW TRI-STATE - WEDGE CAP-SL Account number [REDACTED]

Investment Transaction Detail

Page 69 of 120

Trade Date	Security Description						Realized Gain/Loss		
Settle Date	Asset ID / Ticker	Shares/PAR	Principal	Transaction Amount	Adjustment Amt	Cost	Market	Translation	Total
Trade Status	Broker / Commission Narrative	Price		Accrued Interest					

Sales

Equities

13 Dec 23	VISTRA CORP COM USD0.01	-63.000	2,362.06	0.00	0.00	-1,294.33	1,067.73	0.00	1,067.73
15 Dec 23	CUSIP: 92840M102 / VST								
Settled	CANTOR FITZGERALD & CO. / .63	37.503300							
	OTHER CHARGES: .02								
	SOLD 63.00 SHARES 12-13-23 AT								
	A PRICE OF \$37.503300 LESS								
	BROKER COMMISSION OF \$.63 AND								
	OTHER CHARGES OF \$.02 CANTOR								
	FITZGERALD & CO.								
20 Dec 23	VISTRA CORP COM USD0.01	-9.000	340.85	0.00	0.00	-184.90	155.95	0.00	155.95
22 Dec 23	CUSIP: 92840M102 / VST								
Settled	BROADCORT CAPITAL CORPORATION-SUB OF	37.895000							
	MLPF & S / .20								
	OTHER CHARGES: .01								
	SOLD 9.00 SHARES 12-20-23 AT A								
	PRICE OF \$37.895000 LESS								
	BROKER COMMISSION OF \$.20 AND								
	OTHER CHARGES OF \$.01								
	BROADCORT CAPITAL								
20 Dec 23	VONTIER CORP COM USD0.0001 WI	-1.000	34.87	0.00	0.00	-31.14	3.73	0.00	3.73
22 Dec 23	CUSIP: 928881101 / VNT								
Settled	BROADCORT CAPITAL CORPORATION-SUB OF	34.900000							
	MLPF & S / .02								
	OTHER CHARGES: .01								
	SOLD 1.00 SHARES 12-20-23 AT A								
	PRICE OF \$34.900000 LESS								
	BROKER COMMISSION OF \$.02 AND								
	OTHER CHARGES OF \$.01								
	BROADCORT CAPITAL								
20 Dec 23	WELLS FARGO & CO NEW COM STK	-106.000	5,310.02	0.00	0.00	-3,947.48	1,362.54	0.00	1,362.54
22 Dec 23	CUSIP: 949746101 / WFC								
Settled	BROADCORT CAPITAL CORPORATION-SUB OF	50.116900							
	MLPF & S / 2.33								
	OTHER CHARGES: .04								
	SOLD 106.00 SHARES 12-20-23 AT								
	A PRICE OF \$50.116900 LESS								
	BROKER COMMISSION OF \$2.33 AND								
	OTHER CHARGES OF \$.04								
	BROADCORT CAPITAL								

Portfolio Statement

1 DEC 23 - 31 DEC 23

Account Name *UFCW TRI-STATE - WEDGE CAP-SL Account number [REDACTED]

Page 70 of 120

Investment Transaction Detail

Trade Date	Security Description						Realized Gain/Loss		
Settle Date	Asset ID / Ticker		Shares/PAR	Transaction Amount			Cost	Market	Total
Trade Status	Broker / Commission	Narrative	Price	Principal	Accrued Interest	Adjustment Amt		Translation	

Sales

Equities

20 Dec 23	WESTLAKE CORPORATION COM USD0.01		-7.000	995.14	0.00	0.00	-564.61	430.53	0.00	430.53
22 Dec 23	CUSIP: 960413102 / WLK									
Settled	BROADCORT CAPITAL CORPORATION-SUB OF	142.185000								
	MLPF & S / .15									
	OTHER CHARGES: .01									
	SOLD 7.00 SHARES 12-20-23 AT A									
	PRICE OF \$142.185000 LESS									
	BROKER COMMISSION OF \$.15 AND									
	OTHER CHARGES OF \$.01									
	BROADCORT CAPITAL									
20 Dec 23	3M CO COM		-9.000	949.74	0.00	0.00	-1,453.52	-503.78	0.00	-503.78
22 Dec 23	CUSIP: 88579Y101 / MMM									
Settled	BROADCORT CAPITAL CORPORATION-SUB OF	105.550000								
	MLPF & S / .20									
	OTHER CHARGES: .01									
	SOLD 9.00 SHARES 12-20-23 AT A									
	PRICE OF \$105.550000 LESS									
	BROKER COMMISSION OF \$.20 AND									
	OTHER CHARGES OF \$.01									
	BROADCORT CAPITAL									
Total United States - USD				483,061.19	0.00	0.00	-396,041.89	87,019.30	0.00	87,019.30
Total common stock				487,844.01	0.00	0.00	-400,022.38	87,821.63	0.00	87,821.63
Total equities				487,844.01	0.00	0.00	-400,022.38	87,821.63	0.00	87,821.63

Cash and Cash Equivalents

Funds - short term investment

United States - USD

8 Dec 23	NT COLLECTIVE SHORT TERM INVT FD		-54,301.730	54,301.73	0.00	0.00	-54,301.73	0.00	0.00	0.00
8 Dec 23	CUSIP: 66586U452 /									
Settled		1.000000								
	Sold 54,301.730 Units									
	08-Dec-2023 at a price of 1.00									
	Net									

Portfolio Statement

1 DEC 23 - 31 DEC 23

Account Name *UFCW TRI-STATE - WEDGE CAP-SL Account number [REDACTED]

Investment Transaction Detail

Page 71 of 120

Trade Date Settle Date Trade Status	Security Description Asset ID / Ticker Broker / Commission Narrative	Shares/PAR Price	Principal	Transaction Amount Accrued Interest	Adjustment Amt	Cost	Realized Gain/Loss		
							Market	Translation	Total
Sales									
Cash and Cash Equivalents									
18 Dec 23 18 Dec 23 Settled	NT COLLECTIVE SHORT TERM INVT FD CUSIP: 66586U452 / Sold 30,413.030 Units 18-Dec-2023 at a price of 1.00 Net	-30,413.030 1.000000	30,413.03	0.00	0.00	-30,413.03	0.00	0.00	0.00
19 Dec 23 19 Dec 23 Settled	NT COLLECTIVE SHORT TERM INVT FD CUSIP: 66586U452 / Sold 54,382.680 Units 19-Dec-2023 at a price of 1.00 Net	-54,382.680 1.000000	54,382.68	0.00	0.00	-54,382.68	0.00	0.00	0.00
20 Dec 23 20 Dec 23 Settled	NT COLLECTIVE SHORT TERM INVT FD CUSIP: 66586U452 / Sold 8,264.060 Units 20-Dec-2023 at a price of 1.00 Net	-8,264.060 1.000000	8,264.06	0.00	0.00	-8,264.06	0.00	0.00	0.00
21 Dec 23 21 Dec 23 Settled	NT COLLECTIVE SHORT TERM INVT FD CUSIP: 66586U452 / Sold 8,645.990 Units 21-Dec-2023 at a price of 1.00 Net	-8,645.990 1.000000	8,645.99	0.00	0.00	-8,645.99	0.00	0.00	0.00
22 Dec 23 22 Dec 23 Settled	NT COLLECTIVE SHORT TERM INVT FD CUSIP: 66586U452 / Sold 20,463.480 Units 22-Dec-2023 at a price of 1.00 Net	-20,463.480 1.000000	20,463.48	0.00	0.00	-20,463.48	0.00	0.00	0.00
26 Dec 23 26 Dec 23 Settled	NT COLLECTIVE SHORT TERM INVT FD CUSIP: 66586U452 / Sold 7,040.870 Units 26-Dec-2023 at a price of 1.00 Net	-7,040.870 1.000000	7,040.87	0.00	0.00	-7,040.87	0.00	0.00	0.00

Portfolio Statement

1 DEC 23 - 31 DEC 23

Account Name *UFCW TRI-STATE - WEDGE CAP-SL
Account number [REDACTED]

Investment Transaction Detail

Page 72 of 120

Trade Date	Security Description Asset ID / Ticker	Shares/PAR	Principal	Transaction Amount Accrued Interest	Adjustment Amt	Cost	Realized Gain/Loss		Total
							Market	Translation	
Settle Date	Broker / Commission	Price							
Trade Status	Narrative								

Sales

Cash and Cash Equivalents

27 Dec 23	NT COLLECTIVE SHORT TERM INVT FD	-3,394.470	3,394.47	0.00	0.00	-3,394.47	0.00	0.00	0.00
27 Dec 23	CUSIP: 66586U452 /								
Settled		1.000000							
	Sold 3,394.470 Units								
	27-Dec-2023 at a price of 1.00								
	Net								
Total United States - USD			186,906.31	0.00	0.00	-186,906.31	0.00	0.00	0.00
Total funds - short term investment			186,906.31	0.00	0.00	-186,906.31	0.00	0.00	0.00
Total cash and cash equivalents			186,906.31	0.00	0.00	-186,906.31	0.00	0.00	0.00
Total sales			-192,186.31	674,750.32	0.00	0.00	-586,928.69	87,821.63	0.00
Total transactions			262,647.42	0.00	0.00	-174,825.79	87,821.63	0.00	87,821.63

Portfolio Statement

31 DEC 23

Account Name *UFCW TRI-STATE - WEDGE CAP-SL Account number [REDACTED]

◆ Pending Tran Detail w/Accrued Interest

Page 73 of 120

<u>Trade date/ Settle date</u>		Country	Trade Status	<u>Security description</u>		Shares/PAR	<u>Cost/Market</u>	<u>Accrued Interest</u>	<u>Total</u>
				<u>Asset Id</u>	<u>Trade Expenses</u>		<u>Local Proceeds</u>	<u>Local</u>	<u>Local Proceeds</u>
							<u>Base Proceeds</u>	<u>Base</u>	<u>Base Proceeds</u>
							<u>Base Market</u>	<u>Market</u>	<u>Base Market</u>

NO DATA TO REPORT

Portfolio Statement

1 DEC 23 - 31 DEC 23

Account Name *UFCW TRI-STATE - WEDGE CAP-SL Account number [REDACTED]

Income & Expense Summary

Page 74 of 120

Type	Receivables last period	Receivables this period	Amount received	Tax recoverable last period	Tax recoverable this period	Tax reclaims received	Accrual receipts/ deliveries	Earned income
<i>Income</i>								
Equities								
Common stock	9,360.70	7,956.38	11,591.94	0.00	0.00	0.00	0.00	10,187.62
Total equities	9,360.70	7,956.38	11,591.94	0.00	0.00	0.00	0.00	10,187.62
Cash and cash equivalents								
Funds - short term investment	573.91	488.60	589.59	0.00	0.00	0.00	0.00	504.28
Total cash and cash equivalents	573.91	488.60	589.59	0.00	0.00	0.00	0.00	504.28
Securities lending								
	0.00	0.00	310.35	0.00	0.00	0.00	0.00	310.35
Total securities lending	0.00	0.00	310.35	0.00	0.00	0.00	0.00	310.35
Total income	9,934.61	8,444.98	12,491.88	0.00	0.00	0.00	0.00	11,002.25
Type	Payables last period	Payables this period	Amount paid	Tax recoverable last period	Tax recoverable this period	Tax reclaims received	Accrual receipts/ deliveries	Expenses recognized
<i>Expense</i>								
Cash and cash equivalents								
Funds - short term investment	0.00	0.00	- 15.68	0.00	0.00	0.00	0.00	- 15.68
Total cash and cash equivalents	0.00	0.00	- 15.68	0.00	0.00	0.00	0.00	- 15.68
Expenses								
Securities lending fees	0.00	0.00	- 123.62	0.00	0.00	0.00	0.00	- 123.62
Total expenses	0.00	0.00	- 123.62	0.00	0.00	0.00	0.00	- 123.62
Total expense	0.00	0.00	- 139.30	0.00	0.00	0.00	0.00	- 139.30
Net income & expenses	9,934.61	8,444.98	12,352.58	0.00	0.00	0.00	0.00	10,862.95

Portfolio Statement

1 DEC 23 - 31 DEC 23

Account number XXXXXXXXXX
Account Name *UFCW TRI-STATE - WEDGE CAP-SL

◆ Income & Expense Detail - Base Currency

Page 75 of 120

Description Asset ID/Dates	Rate Shares/PAR	Gross Amount	Tax Recoverable	Tax Withheld	Tax Credit	Net Amount	Transaction Type
<i>Income</i>							
Equities							
Common Stock							
France - USD							
ADR TOTALENERGIES SE SPONSORED ADR	.6698 379.000	253.86	0.00	0.00	0.00	253.86	Receivable this period
CUSIP: 89151E109 Ex date: 28 DEC 23 / Pay date: 25 JAN 24							
United Kingdom - USD							
ADR BP P L C SPONSORED ADR	.4312 777.000	335.04	0.00	0.00	0.00	335.04	Receivable last period
CUSIP: 055622104 Ex date: 09 NOV 23 / Pay date: 19 DEC 23							
ROYAL DUTCH SHELL PLC SPONSORED ADR	.6620 421.000	278.70	0.00	0.00	0.00	278.70	Receivable last period
REPSTG ORD SH CUSIP: 780259305 Ex date: 16 NOV 23 / Pay date: 20 DEC 23							
ADR BP P L C SPONSORED ADR	.4362 777.000	272.63	0.00	3.13	0.00	269.50	Received this period
CUSIP: 055622104 Ex date: 09 NOV 23 / Pay date: 19 DEC 23							
ADR BP P L C SPONSORED ADR	.4362 777.000	66.30	0.00	0.76	0.00	65.54	Received this period
CUSIP: 055622104 Ex date: 09 NOV 23 / Pay date: 19 DEC 23							
ROYAL DUTCH SHELL PLC SPONSORED ADR	.6620 421.000	278.70	0.00	0.00	0.00	278.70	Received this period
REPSTG ORD SH CUSIP: 780259305 Ex date: 16 NOV 23 / Pay date: 20 DEC 23							
United States - USD							
AGCO CORP COM	.2900 145.000	42.05	0.00	0.00	0.00	42.05	Receivable last period
CUSIP: 001084102 Ex date: 14 NOV 23 / Pay date: 15 DEC 23							
AMCOR PLC ORD USD0.01	.1250 1,063.000	132.87	0.00	0.00	0.00	132.87	Receivable last period
CUSIP: G0250X107 Ex date: 21 NOV 23 / Pay date: 12 DEC 23							
AMGEN INC COM	2.1300 153.000	325.89	0.00	0.00	0.00	325.89	Receivable last period
CUSIP: 031162100 Ex date: 16 NOV 23 / Pay date: 08 DEC 23							
APPLIED MATERIALS INC COM	.3200 782.000	250.24	0.00	0.00	0.00	250.24	Receivable last period
CUSIP: 038222105 Ex date: 22 NOV 23 / Pay date: 14 DEC 23							

Portfolio Statement

1 DEC 23 - 31 DEC 23

Account number [REDACTED]
Account Name *UFCW TRI-STATE - WEDGE CAP-SL

◆ Income & Expense Detail - Base Currency

Page 76 of 120

Description Asset ID/Dates	Rate Shares/PAR	Gross Amount	Tax Recoverable	Tax Withheld	Tax Credit	Net Amount	Transaction Type
<i>Income</i>							
Equities							
Common Stock							
ARCHER-DANIELS-MIDLAND CO COM CUSIP: 039483102 Ex date: 14 NOV 23 / Pay date: 06 DEC 23	.4500 133.000	59.85	0.00	0.00	0.00	59.85	Receivable last period
AUTOLIV INC COM STK CUSIP: 052800109 Ex date: 27 NOV 23 / Pay date: 13 DEC 23	.6800 164.000	111.52	0.00	0.00	0.00	111.52	Receivable last period
BERRY GLOBAL GROUP INC COM USD0.01 CUSIP: 08579W103 Ex date: 30 NOV 23 / Pay date: 15 DEC 23	.2750 150.000	41.25	0.00	0.00	0.00	41.25	Receivable last period
BOISE CASCADE CO COM CUSIP: 09739D100 Ex date: 30 NOV 23 / Pay date: 15 DEC 23	5.2000 147.000	764.40	0.00	0.00	0.00	764.40	Receivable last period
BOOZ ALLEN HAMILTON HLDG CORP CL A COM STK CUSIP: 099502106 Ex date: 14 NOV 23 / Pay date: 04 DEC 23	.4700 969.000	455.43	0.00	0.00	0.00	455.43	Receivable last period
BORG WARNER INC COM CUSIP: 099724106 Ex date: 30 NOV 23 / Pay date: 15 DEC 23	.1100 487.000	53.57	0.00	0.00	0.00	53.57	Receivable last period
CARLISLE COMPANIES INC COM CUSIP: 142339100 Ex date: 14 NOV 23 / Pay date: 01 DEC 23	.8500 63.000	53.55	0.00	0.00	0.00	53.55	Receivable last period
CHESAPEAKE ENERGY CORP COM NEW 01/2021 CUSIP: 165167735 Ex date: 15 NOV 23 / Pay date: 06 DEC 23	.5750 334.000	192.05	0.00	0.00	0.00	192.05	Receivable last period
CUMMINS INC CUSIP: 231021106 Ex date: 22 NOV 23 / Pay date: 07 DEC 23	1.6800 75.000	126.00	0.00	0.00	0.00	126.00	Receivable last period
DISCOVER FINL SVCS COM STK CUSIP: 254709108 Ex date: 21 NOV 23 / Pay date: 07 DEC 23	.7000 656.000	459.20	0.00	0.00	0.00	459.20	Receivable last period
DOVER CORP COM USD1.00 CUSIP: 260003108 Ex date: 29 NOV 23 / Pay date: 15 DEC 23	.5100 121.000	61.71	0.00	0.00	0.00	61.71	Receivable last period

Portfolio Statement

1 DEC 23 - 31 DEC 23

Account number XXXXXXXXXX
Account Name *UFCW TRI-STATE - WEDGE CAP-SL

◆ Income & Expense Detail - Base Currency

Page 77 of 120

Description Asset ID/Dates	Rate Shares/PAR	Gross Amount	Tax Recoverable	Tax Withheld	Tax Credit	Net Amount	Transaction Type
<i>Income</i>							
Equities							
Common Stock							
EMERSON ELECTRIC CO COM CUSIP: 291011104 Ex date: 16 NOV 23 / Pay date: 11 DEC 23	.5250 197.000	103.42	0.00	0.00	0.00	103.42	Receivable last period
EQT CORP COM CUSIP: 26884L109 Ex date: 07 NOV 23 / Pay date: 01 DEC 23	.1575 577.000	90.87	0.00	0.00	0.00	90.87	Receivable last period
EVERGY INC COM NPV CUSIP: 30034W106 Ex date: 21 NOV 23 / Pay date: 20 DEC 23	.6425 373.000	239.65	0.00	0.00	0.00	239.65	Receivable last period
FIRSTENERGY CORP COM CUSIP: 337932107 Ex date: 06 NOV 23 / Pay date: 01 DEC 23	.4100 510.000	209.10	0.00	0.00	0.00	209.10	Receivable last period
GENUINE PARTS CO COM CUSIP: 372460105 Ex date: 30 NOV 23 / Pay date: 02 JAN 24	.9500 121.000	114.95	0.00	0.00	0.00	114.95	Receivable last period
GOLDMAN SACHS GROUP INC COM CUSIP: 38141G104 Ex date: 29 NOV 23 / Pay date: 28 DEC 23	2.7500 161.000	442.75	0.00	0.00	0.00	442.75	Receivable last period
HARTFORD FINL SVCS GROUP INC COM CUSIP: 416515104 Ex date: 30 NOV 23 / Pay date: 03 JAN 24	.4700 694.000	326.18	0.00	0.00	0.00	326.18	Receivable last period
INTL PAPER CO COM CUSIP: 460146103 Ex date: 14 NOV 23 / Pay date: 15 DEC 23	.4625 284.000	131.35	0.00	0.00	0.00	131.35	Receivable last period
KLA CORPORATION COM USD0.001 CUSIP: 482480100 Ex date: 14 NOV 23 / Pay date: 01 DEC 23	1.4500 229.000	332.05	0.00	0.00	0.00	332.05	Receivable last period
KROGER CO COM CUSIP: 501044101 Ex date: 14 NOV 23 / Pay date: 01 DEC 23	.2900 959.000	278.11	0.00	0.00	0.00	278.11	Receivable last period
LAB CORP AMER HLDGS COM NEW CUSIP: 50540R409 Ex date: 07 NOV 23 / Pay date: 12 DEC 23	.7200 214.000	154.08	0.00	0.00	0.00	154.08	Receivable last period

Portfolio Statement

1 DEC 23 - 31 DEC 23

Account number XXXXXXXXXX
Account Name *UFCW TRI-STATE - WEDGE CAP-SL

◆ Income & Expense Detail - Base Currency

Page 78 of 120

Description Asset ID/Dates	Rate Shares/PAR	Gross Amount	Tax Recoverable	Tax Withheld	Tax Credit	Net Amount	Transaction Type
<i>Income</i>							
Equities							
Common Stock							
LYONDELLBASELL IND N V COM USD0.01 CL 'A' CUSIP: N53745100 Ex date: 24 NOV 23 / Pay date: 04 DEC 23	1.2500 101.000	126.25	0.00	0.00	0.00	126.25	Receivable last period
MARATHON OIL CORP COM CUSIP: 565849106 Ex date: 14 NOV 23 / Pay date: 11 DEC 23	.1100 1,079.000	118.69	0.00	0.00	0.00	118.69	Receivable last period
MARRIOTT INTL INC NEW COM STK CL A CUSIP: 571903202 Ex date: 21 NOV 23 / Pay date: 29 DEC 23	.5200 320.000	166.40	0.00	0.00	0.00	166.40	Receivable last period
MCKESSON CORP CUSIP: 58155Q103 Ex date: 30 NOV 23 / Pay date: 02 JAN 24	.6200 93.000	57.66	0.00	0.00	0.00	57.66	Receivable last period
METLIFE INC COM STK USD0.01 CUSIP: 59156R108 Ex date: 08 NOV 23 / Pay date: 14 DEC 23	.5200 884.000	459.68	0.00	0.00	0.00	459.68	Receivable last period
MOLSON COORS BEVERAGE COMPANY COM USD0.01 CLASS B CUSIP: 60871R209 Ex date: 30 NOV 23 / Pay date: 15 DEC 23	.4100 722.000	296.02	0.00	0.00	0.00	296.02	Receivable last period
MUELLER INDS INC COM CUSIP: 624756102 Ex date: 30 NOV 23 / Pay date: 15 DEC 23	.1500 409.000	61.35	0.00	0.00	0.00	61.35	Receivable last period
MURPHY USA INC COM CUSIP: 626755102 Ex date: 03 NOV 23 / Pay date: 01 DEC 23	.4100 150.000	61.50	0.00	0.00	0.00	61.50	Receivable last period
PARKER-HANNIFIN CORP COM CUSIP: 701094104 Ex date: 10 NOV 23 / Pay date: 01 DEC 23	1.4800 41.000	60.68	0.00	0.00	0.00	60.68	Receivable last period
PENSKE AUTOMOTIVE GROUP INC COM STK CUSIP: 70959W103 Ex date: 09 NOV 23 / Pay date: 01 DEC 23	.7900 410.000	323.90	0.00	0.00	0.00	323.90	Receivable last period
PINNACLE W. CAP CORP COM CUSIP: 723484101 Ex date: 31 OCT 23 / Pay date: 01 DEC 23	.8800 244.000	214.72	0.00	0.00	0.00	214.72	Receivable last period

Portfolio Statement

1 DEC 23 - 31 DEC 23

Account number XXXXXXXXXX
Account Name *UFCW TRI-STATE - WEDGE CAP-SL

◆ Income & Expense Detail - Base Currency

Page 79 of 120

Description Asset ID/Dates	Rate Shares/PAR	Gross Amount	Tax Recoverable	Tax Withheld	Tax Credit	Net Amount	Transaction Type
<i>Income</i>							
Equities							
Common Stock							
RELANCE STL & ALUM CO COM	1.0000 36.000	36.00	0.00	0.00	0.00	36.00	Receivable last period
CUSIP: 759509102 Ex date: 16 NOV 23 / Pay date: 01 DEC 23							
RYDER SYS INC COM	.7100 164.000	116.44	0.00	0.00	0.00	116.44	Receivable last period
CUSIP: 783549108 Ex date: 17 NOV 23 / Pay date: 15 DEC 23							
SNAP-ON INC COM	1.8600 62.000	115.32	0.00	0.00	0.00	115.32	Receivable last period
CUSIP: 833034101 Ex date: 20 NOV 23 / Pay date: 11 DEC 23							
SONOCO PROD CO COM	.5100 164.000	83.64	0.00	0.00	0.00	83.64	Receivable last period
CUSIP: 835495102 Ex date: 09 NOV 23 / Pay date: 08 DEC 23							
T-MOBILE US INC COM	.6500 117.000	76.05	0.00	0.00	0.00	76.05	Receivable last period
CUSIP: 872590104 Ex date: 30 NOV 23 / Pay date: 15 DEC 23							
UFP INDUSTRIES INC COM USD1.00	.3000 86.000	25.80	0.00	0.00	0.00	25.80	Receivable last period
CUSIP: 90278Q108 Ex date: 30 NOV 23 / Pay date: 15 DEC 23							
VONTIER CORP COM USD0.0001 WI	.0250 499.000	12.47	0.00	0.00	0.00	12.47	Receivable last period
CUSIP: 928881101 Ex date: 29 NOV 23 / Pay date: 21 DEC 23							
WELLS FARGO & CO NEW COM STK	.3500 1,358.000	475.30	0.00	0.00	0.00	475.30	Receivable last period
CUSIP: 949746101 Ex date: 02 NOV 23 / Pay date: 01 DEC 23							
WESTLAKE CORPORATION COM USD0.01	.5000 80.000	40.00	0.00	0.00	0.00	40.00	Receivable last period
CUSIP: 960413102 Ex date: 20 NOV 23 / Pay date: 06 DEC 23							
3M CO COM	1.5000 178.000	267.00	0.00	0.00	0.00	267.00	Receivable last period
CUSIP: 88579Y101 Ex date: 16 NOV 23 / Pay date: 12 DEC 23							
AMDOCS ORD GBP0.01	.4350 1,269.000	552.01	0.00	0.00	0.00	552.01	Receivable this period
CUSIP: G02602103 Ex date: 28 DEC 23 / Pay date: 26 JAN 24							

Portfolio Statement

1 DEC 23 - 31 DEC 23

Account number XXXXXXXXXX
Account Name *UFCW TRI-STATE - WEDGE CAP-SL

◆ Income & Expense Detail - Base Currency

Page 80 of 120

Description Asset ID/Dates	Rate Shares/PAR	Gross Amount	Tax Recoverable	Tax Withheld	Tax Credit	Net Amount	Transaction Type
<i>Income</i>							
Equities							
Common Stock							
CARDINAL HLTH INC CUSIP: 14149Y108 Ex date: 29 DEC 23 / Pay date: 15 JAN 24	.5006 411.000	205.74	0.00	0.00	0.00	205.74	Receivable this period
DILLARDS INC CL A COM CUSIP: 254067101 Ex date: 14 DEC 23 / Pay date: 08 JAN 24	20.0000 182.000	3,640.00	0.00	0.00	0.00	3,640.00	Receivable this period
EASTMAN CHEM CO COM CUSIP: 277432100 Ex date: 15 DEC 23 / Pay date: 05 JAN 24	.8100 118.000	95.58	0.00	0.00	0.00	95.58	Receivable this period
EDISON INTL COM CUSIP: 281020107 Ex date: 28 DEC 23 / Pay date: 31 JAN 24	.7800 236.000	184.08	0.00	0.00	0.00	184.08	Receivable this period
GENUINE PARTS CO COM CUSIP: 372460105 Ex date: 30 NOV 23 / Pay date: 02 JAN 24	.9500 121.000	114.95	0.00	0.00	0.00	114.95	Receivable this period
HARTFORD FINL SVCS GROUP INC COM CUSIP: 416515104 Ex date: 30 NOV 23 / Pay date: 03 JAN 24	.4700 694.000	326.18	0.00	0.00	0.00	326.18	Receivable this period
HUMANA INC COM CUSIP: 444859102 Ex date: 28 DEC 23 / Pay date: 26 JAN 24	.8850 94.000	83.19	0.00	0.00	0.00	83.19	Receivable this period
INGREDION INC COM CUSIP: 457187102 Ex date: 29 DEC 23 / Pay date: 23 JAN 24	.7800 98.000	76.44	0.00	0.00	0.00	76.44	Receivable this period
LAM RESH CORP COM CUSIP: 512807108 Ex date: 12 DEC 23 / Pay date: 03 JAN 24	2.0000 159.000	318.00	0.00	0.00	0.00	318.00	Receivable this period
MCKESSON CORP CUSIP: 58155Q103 Ex date: 30 NOV 23 / Pay date: 02 JAN 24	.6200 93.000	57.66	0.00	0.00	0.00	57.66	Receivable this period
NUCOR CORP COM CUSIP: 670346105 Ex date: 28 DEC 23 / Pay date: 09 FEB 24	.5400 59.000	31.86	0.00	0.00	0.00	31.86	Receivable this period

Portfolio Statement

1 DEC 23 - 31 DEC 23

Account number XXXXXXXXXX
Account Name *UFCW TRI-STATE - WEDGE CAP-SL

◆ Income & Expense Detail - Base Currency

Page 81 of 120

Description Asset ID/Dates	Rate Shares/PAR	Gross Amount	Tax Recoverable	Tax Withheld	Tax Credit	Net Amount	Transaction Type
<i>Income</i>							
Equities							
Common Stock							
PACKAGING CORP AMER COM ISIN US6951561090 CUSIP: 695156109 Ex date: 15 DEC 23 / Pay date: 15 JAN 24	1.2500 61.000	76.25	0.00	0.00	0.00	76.25	Receivable this period
PPL CORP COM ISIN US69351T1060 CUSIP: 69351T106 Ex date: 07 DEC 23 / Pay date: 02 JAN 24	.2400 663.000	159.12	0.00	0.00	0.00	159.12	Receivable this period
PULTE GROUP INC CUSIP: 745867101 Ex date: 18 DEC 23 / Pay date: 03 JAN 24	.2000 682.000	136.40	0.00	0.00	0.00	136.40	Receivable this period
REGIONS FINL CORP NEW COM CUSIP: 7591EP100 Ex date: 07 DEC 23 / Pay date: 02 JAN 24	.2400 3,344.000	802.56	0.00	0.00	0.00	802.56	Receivable this period
STATE STR CORP COM CUSIP: 857477103 Ex date: 29 DEC 23 / Pay date: 12 JAN 24	.6900 737.000	508.53	0.00	0.00	0.00	508.53	Receivable this period
STEEL DYNAMICS INC COM CUSIP: 858119100 Ex date: 28 DEC 23 / Pay date: 16 JAN 24	.4250 87.000	36.97	0.00	0.00	0.00	36.97	Receivable this period
UGI CORP NEW COM CUSIP: 902681105 Ex date: 14 DEC 23 / Pay date: 01 JAN 24	.3750 792.000	297.00	0.00	0.00	0.00	297.00	Receivable this period
AGCO CORP COM CUSIP: 001084102 Ex date: 14 NOV 23 / Pay date: 15 DEC 23	.2900 145.000	42.05	0.00	0.00	0.00	42.05	Received this period
AMCOR PLC ORD USD0.01 CUSIP: G0250X107 Ex date: 21 NOV 23 / Pay date: 12 DEC 23	.1250 1,063.000	3.88	0.00	0.00	0.00	3.88	Received this period
AMCOR PLC ORD USD0.01 CUSIP: G0250X107 Ex date: 21 NOV 23 / Pay date: 12 DEC 23	.1250 1,063.000	129.00	0.00	0.00	0.00	129.00	Received this period
AMGEN INC COM CUSIP: 031162100 Ex date: 16 NOV 23 / Pay date: 08 DEC 23	2.1300 153.000	325.89	0.00	0.00	0.00	325.89	Received this period

Portfolio Statement

1 DEC 23 - 31 DEC 23

Account number XXXXXXXXXX
Account Name *UFCW TRI-STATE - WEDGE CAP-SL

◆ Income & Expense Detail - Base Currency

Page 82 of 120

Description Asset ID/Dates	Rate Shares/PAR	Gross Amount	Tax Recoverable	Tax Withheld	Tax Credit	Net Amount	Transaction Type
<i>Income</i>							
Equities							
Common Stock							
APPLIED MATERIALS INC COM CUSIP: 038222105 Ex date: 22 NOV 23 / Pay date: 14 DEC 23	.3200 782.000	250.24	0.00	0.00	0.00	250.24	Received this period
ARCHER-DANIELS-MIDLAND CO COM CUSIP: 039483102 Ex date: 14 NOV 23 / Pay date: 06 DEC 23	.4500 133.000	59.85	0.00	0.00	0.00	59.85	Received this period
AUTOLIV INC COM STK CUSIP: 052800109 Ex date: 27 NOV 23 / Pay date: 13 DEC 23	.6800 164.000	111.52	0.00	0.00	0.00	111.52	Received this period
BERRY GLOBAL GROUP INC COM USD0.01 CUSIP: 08579W103 Ex date: 30 NOV 23 / Pay date: 15 DEC 23	.2750 150.000	41.25	0.00	0.00	0.00	41.25	Received this period
BOISE CASCADE CO COM CUSIP: 09739D100 Ex date: 30 NOV 23 / Pay date: 15 DEC 23	.2000 147.000	735.00	0.00	0.00	0.00	735.00	Received this period
BOISE CASCADE CO COM CUSIP: 09739D100 Ex date: 30 NOV 23 / Pay date: 15 DEC 23	.2000 147.000	29.40	0.00	0.00	0.00	29.40	Received this period
BOOZ ALLEN HAMILTON HLDG CORP CL A COM STK CUSIP: 099502106 Ex date: 14 NOV 23 / Pay date: 04 DEC 23	.4700 969.000	455.43	0.00	0.00	0.00	455.43	Received this period
BORG WARNER INC COM CUSIP: 099724106 Ex date: 30 NOV 23 / Pay date: 15 DEC 23	.1100 487.000	53.57	0.00	0.00	0.00	53.57	Received this period
CARLISLE COMPANIES INC COM CUSIP: 142339100 Ex date: 14 NOV 23 / Pay date: 01 DEC 23	.8500 63.000	53.55	0.00	0.00	0.00	53.55	Received this period
CHESAPEAKE ENERGY CORP COM NEW 01/2021 CUSIP: 165167735 Ex date: 15 NOV 23 / Pay date: 06 DEC 23	.5750 283.000	162.73	0.00	0.00	0.00	162.73	Received this period
CHESAPEAKE ENERGY CORP COM NEW 01/2021 CUSIP: 165167735 Ex date: 15 NOV 23 / Pay date: 06 DEC 23	.5750 51.000	29.33	0.00	0.00	0.00	29.33	Received this period

Portfolio Statement

1 DEC 23 - 31 DEC 23

Account number XXXXXXXXXX
Account Name *UFCW TRI-STATE - WEDGE CAP-SL

◆ Income & Expense Detail - Base Currency

Page 83 of 120

Description Asset ID/Dates	Rate Shares/PAR	Gross Amount	Tax Recoverable	Tax Withheld	Tax Credit	Net Amount	Transaction Type
<i>Income</i>							
Equities							
Common Stock							
CUMMINS INC CUSIP: 231021106 Ex date: 22 NOV 23 / Pay date: 07 DEC 23	1.6800 75.000	126.00	0.00	0.00	0.00	126.00	Received this period
DICKS SPORTING GOODS INC OC-COM OC-COM CUSIP: 253393102 Ex date: 14 DEC 23 / Pay date: 29 DEC 23	1.0000 103.000	103.00	0.00	0.00	0.00	103.00	Received this period
DISCOVER FINL SVCS COM STK CUSIP: 254709108 Ex date: 21 NOV 23 / Pay date: 07 DEC 23	.7000 656.000	459.20	0.00	0.00	0.00	459.20	Received this period
DOVER CORP COM USD1.00 CUSIP: 260003108 Ex date: 29 NOV 23 / Pay date: 15 DEC 23	.5100 121.000	61.71	0.00	0.00	0.00	61.71	Received this period
ELEVANCE HEALTH INC CUSIP: 036752103 Ex date: 05 DEC 23 / Pay date: 21 DEC 23	1.4800 91.000	134.68	0.00	0.00	0.00	134.68	Received this period
EMERSON ELECTRIC CO COM CUSIP: 291011104 Ex date: 16 NOV 23 / Pay date: 11 DEC 23	.5250 197.000	103.43	0.00	0.00	0.00	103.43	Received this period
EQT CORP COM CUSIP: 26884L109 Ex date: 07 NOV 23 / Pay date: 01 DEC 23	.1575 577.000	90.88	0.00	0.00	0.00	90.88	Received this period
EVERGY INC COM NPV CUSIP: 30034W106 Ex date: 21 NOV 23 / Pay date: 20 DEC 23	.6425 373.000	239.65	0.00	0.00	0.00	239.65	Received this period
FIDELITY NATL FINL INC NEW FORMERLY FIDELITY COMMON STOCK CUSIP: 31620R303 Ex date: 14 DEC 23 / Pay date: 29 DEC 23	.4800 1,219.000	585.12	0.00	0.00	0.00	585.12	Received this period
FIRSTENERGY CORP COM CUSIP: 337932107 Ex date: 06 NOV 23 / Pay date: 01 DEC 23	.4100 510.000	209.10	0.00	0.00	0.00	209.10	Received this period
GOLDMAN SACHS GROUP INC COM CUSIP: 38141G104 Ex date: 29 NOV 23 / Pay date: 28 DEC 23	2.7500 161.000	442.75	0.00	0.00	0.00	442.75	Received this period

Portfolio Statement

1 DEC 23 - 31 DEC 23

Account number XXXXXXXXXX
Account Name *UFCW TRI-STATE - WEDGE CAP-SL

◆ Income & Expense Detail - Base Currency

Page 84 of 120

Description Asset ID/Dates	Rate Shares/PAR	Gross Amount	Tax Recoverable	Tax Withheld	Tax Credit	Net Amount	Transaction Type
<i>Income</i>							
Equities							
Common Stock							
HALLIBURTON CO COM	.1600 718.000	114.88	0.00	0.00	0.00	114.88	Received this period
CUSIP: 406216101 Ex date: 06 DEC 23 / Pay date: 27 DEC 23							
HCA HEALTHCARE INC COM	.6000 173.000	103.80	0.00	0.00	0.00	103.80	Received this period
CUSIP: 40412C101 Ex date: 13 DEC 23 / Pay date: 28 DEC 23							
INTL PAPER CO COM	.4625 284.000	131.35	0.00	0.00	0.00	131.35	Received this period
CUSIP: 460146103 Ex date: 14 NOV 23 / Pay date: 15 DEC 23							
KLA CORPORATION COM USD0.001	1.4500 229.000	332.05	0.00	0.00	0.00	332.05	Received this period
CUSIP: 482480100 Ex date: 14 NOV 23 / Pay date: 01 DEC 23							
KNIGHT-SWIFT TRANSN HLDGS INC CL A CLASSA COMMON STOCK USD0.01	.1400 322.000	45.08	0.00	0.00	0.00	45.08	Received this period
CUSIP: 499049104 Ex date: 07 DEC 23 / Pay date: 22 DEC 23							
KROGER CO COM	.2900 959.000	278.11	0.00	0.00	0.00	278.11	Received this period
CUSIP: 501044101 Ex date: 14 NOV 23 / Pay date: 01 DEC 23							
LAB CORP AMER HLDGS COM NEW	.7200 214.000	154.08	0.00	0.00	0.00	154.08	Received this period
CUSIP: 50540R409 Ex date: 07 NOV 23 / Pay date: 12 DEC 23							
LEAR CORP COM NEW COM NEW	.7700 125.000	96.25	0.00	0.00	0.00	96.25	Received this period
CUSIP: 521865204 Ex date: 05 DEC 23 / Pay date: 26 DEC 23							
LYONDELLBASELL IND N V COM USD0.01 CL 'A'	1.2500 101.000	126.25	0.00	0.00	0.00	126.25	Received this period
CUSIP: N53745100 Ex date: 24 NOV 23 / Pay date: 04 DEC 23							
MARATHON OIL CORP COM	.1100 1,079.000	118.69	0.00	0.00	0.00	118.69	Received this period
CUSIP: 565849106 Ex date: 14 NOV 23 / Pay date: 11 DEC 23							
MARRIOTT INTL INC NEW COM STK CL A	.5200 320.000	166.40	0.00	0.00	0.00	166.40	Received this period
CUSIP: 571903202 Ex date: 21 NOV 23 / Pay date: 29 DEC 23							

Portfolio Statement

1 DEC 23 - 31 DEC 23

Account number XXXXXXXXXX
Account Name *UFCW TRI-STATE - WEDGE CAP-SL

◆ Income & Expense Detail - Base Currency

Page 85 of 120

Description Asset ID/Dates	Rate Shares/PAR	Gross Amount	Tax Recoverable	Tax Withheld	Tax Credit	Net Amount	Transaction Type
<i>Income</i>							
Equities							
Common Stock							
METLIFE INC COM STK USD0.01 CUSIP: 59156R108 Ex date: 08 NOV 23 / Pay date: 14 DEC 23	.5200 884.000	459.68	0.00	0.00	0.00	459.68	Received this period
MOLSON COORS BEVERAGE COMPANY COM USD0.01 CLASS B CUSIP: 60871R209 Ex date: 30 NOV 23 / Pay date: 15 DEC 23	.4100 722.000	296.02	0.00	0.00	0.00	296.02	Received this period
MUELLER INDS INC COM CUSIP: 624756102 Ex date: 30 NOV 23 / Pay date: 15 DEC 23	.1500 243.000	36.45	0.00	0.00	0.00	36.45	Received this period
MUELLER INDS INC COM CUSIP: 624756102 Ex date: 30 NOV 23 / Pay date: 15 DEC 23	.1500 166.000	24.90	0.00	0.00	0.00	24.90	Received this period
MURPHY USA INC COM CUSIP: 626755102 Ex date: 03 NOV 23 / Pay date: 01 DEC 23	.4100 101.000	41.41	0.00	0.00	0.00	41.41	Received this period
MURPHY USA INC COM CUSIP: 626755102 Ex date: 03 NOV 23 / Pay date: 01 DEC 23	.4100 49.000	20.09	0.00	0.00	0.00	20.09	Received this period
OVINTIV INC COM USD0.01 CUSIP: 69047Q102 Ex date: 14 DEC 23 / Pay date: 29 DEC 23	.3000 604.000	181.20	0.00	0.00	0.00	181.20	Received this period
PARKER-HANNIFIN CORP COM CUSIP: 701094104 Ex date: 10 NOV 23 / Pay date: 01 DEC 23	1.4800 41.000	60.68	0.00	0.00	0.00	60.68	Received this period
PENSKE AUTOMOTIVE GROUP INC COM STK CUSIP: 70959W103 Ex date: 09 NOV 23 / Pay date: 01 DEC 23	.7900 198.000	156.42	0.00	0.00	0.00	156.42	Received this period
PENSKE AUTOMOTIVE GROUP INC COM STK CUSIP: 70959W103 Ex date: 09 NOV 23 / Pay date: 01 DEC 23	.7900 212.000	167.48	0.00	0.00	0.00	167.48	Received this period
PINNACLE W. CAP CORP COM CUSIP: 723484101 Ex date: 31 OCT 23 / Pay date: 01 DEC 23	.8800 244.000	214.72	0.00	0.00	0.00	214.72	Received this period

Portfolio Statement

1 DEC 23 - 31 DEC 23

Account number XXXXXXXXXX
Account Name *UFCW TRI-STATE - WEDGE CAP-SL

◆ Income & Expense Detail - Base Currency

Page 86 of 120

Description Asset ID/Dates	Rate Shares/PAR	Gross Amount	Tax Recoverable	Tax Withheld	Tax Credit	Net Amount	Transaction Type
<i>Income</i>							
Equities							
Common Stock							
PUB SERVICE ENTERPRISE GROUP INC COM CUSIP: 744573106 Ex date: 07 DEC 23 / Pay date: 29 DEC 23	.5700 272.000	155.04	0.00	0.00	0.00	155.04	Received this period
RANGE RES CORP COM CUSIP: 75281A109 Ex date: 14 DEC 23 / Pay date: 29 DEC 23	.0800 72.000	5.76	0.00	0.00	0.00	5.76	Received this period
RANGE RES CORP COM CUSIP: 75281A109 Ex date: 14 DEC 23 / Pay date: 29 DEC 23	.0800 810.000	64.80	0.00	0.00	0.00	64.80	Received this period
RELANCE STL & ALUM CO COM CUSIP: 759509102 Ex date: 16 NOV 23 / Pay date: 01 DEC 23	1.0000 36.000	36.00	0.00	0.00	0.00	36.00	Received this period
RYDER SYS INC COM CUSIP: 783549108 Ex date: 17 NOV 23 / Pay date: 15 DEC 23	.7100 164.000	116.44	0.00	0.00	0.00	116.44	Received this period
SNAP-ON INC COM CUSIP: 833034101 Ex date: 20 NOV 23 / Pay date: 11 DEC 23	1.8600 62.000	115.32	0.00	0.00	0.00	115.32	Received this period
SONOCO PROD CO COM CUSIP: 835495102 Ex date: 09 NOV 23 / Pay date: 08 DEC 23	.5100 164.000	83.64	0.00	0.00	0.00	83.64	Received this period
T-MOBILE US INC COM CUSIP: 872590104 Ex date: 30 NOV 23 / Pay date: 15 DEC 23	.6500 117.000	76.05	0.00	0.00	0.00	76.05	Received this period
THE CIGNA GROUP CUSIP: 125523100 Ex date: 05 DEC 23 / Pay date: 21 DEC 23	1.2300 150.000	184.50	0.00	0.00	0.00	184.50	Received this period
UFP INDUSTRIES INC COM USD1.00 CUSIP: 90278Q108 Ex date: 30 NOV 23 / Pay date: 15 DEC 23	.3000 86.000	25.80	0.00	0.00	0.00	25.80	Received this period
VISTRA CORP COM USD0.01 CUSIP: 92840M102 Ex date: 19 DEC 23 / Pay date: 29 DEC 23	.2130 443.000	94.36	0.00	0.00	0.00	94.36	Received this period

Portfolio Statement

1 DEC 23 - 31 DEC 23

Account Name *UFCW TRI-STATE - WEDGE CAP-SL Account number [REDACTED]

◆ Income & Expense Detail - Base Currency

Page 87 of 120

Description Asset ID/Dates	Rate Shares/PAR	Gross Amount	Tax Recoverable	Tax Withheld	Tax Credit	Net Amount	Transaction Type
<i>Income</i>							
Equities							
Common Stock							
VONTIER CORP COM USD0.0001 WI CUSIP: 928881101 Ex date: 29 NOV 23 / Pay date: 21 DEC 23	.0250 499.000	12.48	0.00	0.00	0.00	12.48	Received this period
WELLS FARGO & CO NEW COM STK CUSIP: 949746101 Ex date: 02 NOV 23 / Pay date: 01 DEC 23	.3500 1,358.000	475.30	0.00	0.00	0.00	475.30	Received this period
WESTERN UNION CO CUSIP: 959802109 Ex date: 19 DEC 23 / Pay date: 29 DEC 23	.2350 3,666.000	861.51	0.00	0.00	0.00	861.51	Received this period
WESTLAKE CORPORATION COM USD0.01 CUSIP: 960413102 Ex date: 20 NOV 23 / Pay date: 06 DEC 23	.5000 80.000	40.00	0.00	0.00	0.00	40.00	Received this period
3M CO COM CUSIP: 88579Y101 Ex date: 16 NOV 23 / Pay date: 12 DEC 23	1.5000 178.000	267.00	0.00	0.00	0.00	267.00	Received this period
Total Common Stock		9,360.70	0.00	0.00	0.00	9,360.70	Receivable last period
		7,956.38	0.00	0.00	0.00	7,956.38	Receivable this period
		11,595.83	0.00	3.89	0.00	11,591.94	Received this period
		0.00	0.00	0.00	0.00	0.00	Income received from prior
		0.00	0.00	0.00	0.00	0.00	Broker commissions recaptured
		0.00	0.00	0.00	0.00	0.00	Tax recoverable last period
		0.00	0.00	0.00	0.00	0.00	Tax recoverable this period
		0.00	0.00	0.00	0.00	0.00	Tax reclaims received
		0.00	0.00	0.00	0.00	0.00	Income purchased this period
		0.00	0.00	0.00	0.00	0.00	Income sold this period
		0.00	0.00	0.00	0.00	0.00	Tax recoverable received this period
		0.00	0.00	0.00	0.00	0.00	Tax recoverable delivered this period
		0.00	0.00	0.00	0.00	0.00	Accrued income received this period
		0.00	0.00	0.00	0.00	0.00	Accrued income delivered this period
		10,191.51	0.00	3.89	0.00	10,187.62	Earned income

Portfolio Statement

1 DEC 23 - 31 DEC 23

Account Name *UFCW TRI-STATE - WEDGE CAP-SL Account number [REDACTED]

◆ Income & Expense Detail - Base Currency

Page 88 of 120

Description Asset ID/Dates	Rate Shares/PAR	Gross Amount	Tax Recoverable	Tax Withheld	Tax Credit	Net Amount	Transaction Type
<i>Income</i>							
Equities							
Common Stock							
<hr/>							
Total Equities		9,360.70	0.00	0.00	0.00	9,360.70	Receivable last period
		7,956.38	0.00	0.00	0.00	7,956.38	Receivable this period
		11,595.83	0.00	3.89	0.00	11,591.94	Received this period
		0.00	0.00	0.00	0.00	0.00	Income received from prior
		0.00	0.00	0.00	0.00	0.00	Broker commissions recaptured
		0.00	0.00	0.00	0.00	0.00	Tax recoverable last period
		0.00	0.00	0.00	0.00	0.00	Tax recoverable this period
		0.00	0.00	0.00	0.00	0.00	Tax reclaims received
		0.00	0.00	0.00	0.00	0.00	Income purchased this period
		0.00	0.00	0.00	0.00	0.00	Income sold this period
		0.00	0.00	0.00	0.00	0.00	Tax recoverable received this period
		0.00	0.00	0.00	0.00	0.00	Tax recoverable delivered this period
		0.00	0.00	0.00	0.00	0.00	Accrued income received this period
		0.00	0.00	0.00	0.00	0.00	Accrued income delivered this period
		10,191.51	0.00	3.89	0.00	10,187.62	Earned income

Income

Cash and Cash Equivalents

Funds - Short Term Investment

United States - USD

NT COLLECTIVE SHORT TERM INVT FD	5.6596 0.000	573.91	0.00	0.00	0.00	573.91	Receivable last period
----------------------------------	-----------------	--------	------	------	------	--------	------------------------

CUSIP: 66586U452

NT COLLECTIVE SHORT TERM INVT FD	5.6496 0.000	488.60	0.00	0.00	0.00	488.60	Receivable this period
----------------------------------	-----------------	--------	------	------	------	--------	------------------------

CUSIP: 66586U452

NT COLLECTIVE SHORT TERM INVT FD	.0000 0.000	589.59	0.00	0.00	0.00	589.59	Received this period
----------------------------------	----------------	--------	------	------	------	--------	----------------------

CUSIP: 66586U452 Ex date: 30 NOV 23 / Pay date: 05 DEC 23

Portfolio Statement

1 DEC 23 - 31 DEC 23

Account Name *UFCW TRI-STATE - WEDGE CAP-SL Account number [REDACTED]

◆ Income & Expense Detail - Base Currency

Page 89 of 120

Description Asset ID/Dates	Rate Shares/PAR	Gross Amount	Tax Recoverable	Tax Withheld	Tax Credit	Net Amount	Transaction Type
<i>Income</i>							
Cash and Cash Equivalents							
Funds - Short Term Investment							
Total Funds - Short Term Investment		573.91	0.00	0.00	0.00	573.91	Receivable last period
		488.60	0.00	0.00	0.00	488.60	Receivable this period
		589.59	0.00	0.00	0.00	589.59	Received this period
		0.00	0.00	0.00	0.00	0.00	Income received from prior
		0.00	0.00	0.00	0.00	0.00	Broker commissions recaptured
		0.00	0.00	0.00	0.00	0.00	Tax recoverable last period
		0.00	0.00	0.00	0.00	0.00	Tax recoverable this period
		0.00	0.00	0.00	0.00	0.00	Tax reclaims received
		0.00	0.00	0.00	0.00	0.00	Income purchased this period
		0.00	0.00	0.00	0.00	0.00	Income sold this period
		0.00	0.00	0.00	0.00	0.00	Tax recoverable received this period
		0.00	0.00	0.00	0.00	0.00	Tax recoverable delivered this period
		0.00	0.00	0.00	0.00	0.00	Accrued income received this period
		0.00	0.00	0.00	0.00	0.00	Accrued income delivered this period
		504.28	0.00	0.00	0.00	504.28	Earned income
Total Cash and Cash Equivalents		573.91	0.00	0.00	0.00	573.91	Receivable last period
		488.60	0.00	0.00	0.00	488.60	Receivable this period
		589.59	0.00	0.00	0.00	589.59	Received this period
		0.00	0.00	0.00	0.00	0.00	Income received from prior
		0.00	0.00	0.00	0.00	0.00	Broker commissions recaptured
		0.00	0.00	0.00	0.00	0.00	Tax recoverable last period
		0.00	0.00	0.00	0.00	0.00	Tax recoverable this period
		0.00	0.00	0.00	0.00	0.00	Tax reclaims received
		0.00	0.00	0.00	0.00	0.00	Income purchased this period
		0.00	0.00	0.00	0.00	0.00	Income sold this period
		0.00	0.00	0.00	0.00	0.00	Tax recoverable received this period
		0.00	0.00	0.00	0.00	0.00	Tax recoverable delivered this period
		0.00	0.00	0.00	0.00	0.00	Accrued income received this period
		0.00	0.00	0.00	0.00	0.00	Accrued income delivered this period
		504.28	0.00	0.00	0.00	504.28	Earned income

Portfolio Statement

1 DEC 23 - 31 DEC 23

Account number XXXXXXXXXX
Account Name *UFCW TRI-STATE - WEDGE CAP-SL

◆ Income & Expense Detail - Base Currency

Page 90 of 120

Description Asset ID/Dates	Rate Shares/PAR	Gross Amount	Tax Recoverable	Tax Withheld	Tax Credit	Net Amount	Transaction Type
<i>Income</i>							
Securities Lending							
United States - USD							
SECURITIES LENDING INCOME FROM GLOBAL EQUITY SECURITIES CUSIP: 999938343 Ex date: 15 DEC 23 / Pay date: 15 DEC 23	.0000 0.000	21.07	0.00	0.00	0.00	21.07	Received this period
SECURITIES LENDING INCOME FROM LENDING US CORPORATE SECURITIES CUSIP: 999938327 Ex date: 15 DEC 23 / Pay date: 15 DEC 23	.0000 0.000	289.28	0.00	0.00	0.00	289.28	Received this period
Total		0.00 0.00 310.35 0.00 0.00 0.00 0.00 0.00 0.00 0.00 0.00 0.00 0.00 0.00 0.00 0.00 310.35	0.00 0.00 0.00 0.00 0.00 0.00 0.00 0.00 0.00 0.00 0.00 0.00 0.00 0.00 0.00 0.00 0.00	0.00 0.00 0.00 0.00 0.00 0.00 0.00 0.00 0.00 0.00 0.00 0.00 0.00 0.00 0.00 0.00 0.00	0.00 0.00 0.00 0.00 0.00 0.00 0.00 0.00 0.00 0.00 0.00 0.00 0.00 0.00 0.00 0.00 0.00	0.00 0.00 310.35 0.00 0.00 0.00 0.00 0.00 0.00 0.00 0.00 0.00 0.00 0.00 0.00 0.00 0.00 310.35	Receivable last period Receivable this period Received this period Income received from prior Broker commissions recaptured Tax recoverable last period Tax recoverable this period Tax reclaims received Income purchased this period Income sold this period Tax recoverable received this period Tax recoverable delivered this period Accrued income received this period Accrued income delivered this period Earned income
Total Securities Lending		0.00 0.00 310.35 0.00 0.00 0.00 0.00 0.00 0.00 0.00 0.00 0.00 0.00 0.00 0.00 0.00 310.35	0.00 0.00 0.00 0.00 0.00 0.00 0.00 0.00 0.00 0.00 0.00 0.00 0.00 0.00 0.00 0.00 0.00	0.00 0.00 0.00 0.00 0.00 0.00 0.00 0.00 0.00 0.00 0.00 0.00 0.00 0.00 0.00 0.00 0.00	0.00 0.00 0.00 0.00 0.00 0.00 0.00 0.00 0.00 0.00 0.00 0.00 0.00 0.00 0.00 0.00 0.00	0.00 0.00 310.35 0.00 0.00 0.00 0.00 0.00 0.00 0.00 0.00 0.00 0.00 0.00 0.00 0.00 0.00 310.35	Receivable last period Receivable this period Received this period Income received from prior Broker commissions recaptured Tax recoverable last period Tax recoverable this period Tax reclaims received Income purchased this period Income sold this period Tax recoverable received this period Tax recoverable delivered this period Accrued income received this period Accrued income delivered this period Earned income

Portfolio Statement

1 DEC 23 - 31 DEC 23

Account number XXXXXXXXXX
Account Name *UFCW TRI-STATE - WEDGE CAP-SL

◆ Income & Expense Detail - Base Currency

Page 91 of 120

Description Asset ID/Dates	Rate Shares/PAR	Gross Amount	Tax Recoverable	Tax Withheld	Tax Credit	Net Amount	Transaction Type
<i>Income</i>							
Securities Lending							
<hr/>							
Total Income		9,934.61	0.00	0.00	0.00	9,934.61	Receivable last period
		8,444.98	0.00	0.00	0.00	8,444.98	Receivable this period
		12,495.77	0.00	3.89	0.00	12,491.88	Received this period
		0.00	0.00	0.00	0.00	0.00	Income received from prior
		0.00	0.00	0.00	0.00	0.00	Broker commissions recaptured
		0.00	0.00	0.00	0.00	0.00	Tax recoverable last period
		0.00	0.00	0.00	0.00	0.00	Tax recoverable this period
		0.00	0.00	0.00	0.00	0.00	Tax reclaims received
		0.00	0.00	0.00	0.00	0.00	Income purchased this period
		0.00	0.00	0.00	0.00	0.00	Income sold this period
		0.00	0.00	0.00	0.00	0.00	Tax recoverable received this period
		0.00	0.00	0.00	0.00	0.00	Tax recoverable delivered this period
		0.00	0.00	0.00	0.00	0.00	Accrued income received this period
		0.00	0.00	0.00	0.00	0.00	Accrued income delivered this period
		11,006.14	0.00	3.89	0.00	11,002.25	Earned income
<hr/>							
<i>Expense</i>							
Cash and Cash Equivalents							
Funds - Short Term Investment							
<hr/>							
United States - USD							
NORTHERN TRUST SWEEP FEE	5.6545 0.000	-15.68	0.00	0.00	0.00	- 15.68	Paid this period
CUSIP: 66586U452 Value date: 05 DEC 23 / Entry date: 05 DEC 23							
<hr/>							
Total Funds - Short Term Investment		0.00	0.00	0.00	0.00	0.00	Payable last period
		0.00	0.00	0.00	0.00	0.00	Payable this period
		-15.68	0.00	0.00	0.00	- 15.68	Paid this period
		0.00	0.00	0.00	0.00	0.00	Income received from prior
		0.00	0.00	0.00	0.00	0.00	Broker commissions recaptured
		0.00	0.00	0.00	0.00	0.00	Tax recoverable last period
		0.00	0.00	0.00	0.00	0.00	Tax recoverable this period
		0.00	0.00	0.00	0.00	0.00	Tax reclaims received
		0.00	0.00	0.00	0.00	0.00	Liability expense paid
		0.00	0.00	0.00	0.00	0.00	Liability expense received

Portfolio Statement

1 DEC 23 - 31 DEC 23

Account Name *UFCW TRI-STATE - WEDGE CAP-SL Account number

◆ Income & Expense Detail - Base Currency

Page 92 of 120

Description Asset ID/Dates	Rate Shares/PAR	Gross Amount	Tax Recoverable	Tax Withheld	Tax Credit	Net Amount	Transaction Type
<i>Expense</i>							
Cash and Cash Equivalents							
Funds - Short Term Investment							
		0.00	0.00	0.00	0.00	0.00	Tax recoverable received this period
		0.00	0.00	0.00	0.00	0.00	Tax recoverable delivered this period
		0.00	0.00	0.00	0.00	0.00	Accrued expense received this period
		0.00	0.00	0.00	0.00	0.00	Accrued expense delivered this period
		-15.68	0.00	0.00	0.00	- 15.68	Expenses recognized
Total Cash and Cash Equivalents							
		0.00	0.00	0.00	0.00	0.00	Payable last period
		0.00	0.00	0.00	0.00	0.00	Payable this period
		-15.68	0.00	0.00	0.00	- 15.68	Paid this period
		0.00	0.00	0.00	0.00	0.00	Income received from prior
		0.00	0.00	0.00	0.00	0.00	Broker commissions recaptured
		0.00	0.00	0.00	0.00	0.00	Tax recoverable last period
		0.00	0.00	0.00	0.00	0.00	Tax recoverable this period
		0.00	0.00	0.00	0.00	0.00	Tax reclaims received
		0.00	0.00	0.00	0.00	0.00	Liability expense paid
		0.00	0.00	0.00	0.00	0.00	Liability expense received
		0.00	0.00	0.00	0.00	0.00	Tax recoverable received this period
		0.00	0.00	0.00	0.00	0.00	Tax recoverable delivered this period
		0.00	0.00	0.00	0.00	0.00	Accrued expense received this period
		0.00	0.00	0.00	0.00	0.00	Accrued expense delivered this period
		-15.68	0.00	0.00	0.00	- 15.68	Expenses recognized

Expense

Expenses

Securities Lending Fees

United States - USD

6031005 - CORPORATE FEE FOR SECURITIES LENDING FOR THE MONTH OF NOVEMBER 2023
CUSIP: 999938368 Value date: 15 DEC 23 / Entry date: 15 DEC 23

6031007 - GLOBAL EQUITY FEE FOR SECURITIES LENDING FOR THE MONTH OF NOVEMBER 2023	.0000 0.000	-8.37	0.00	0.00	0.00	- 8.37	Paid this period
---	----------------	-------	------	------	------	--------	------------------

CUSIP: 999938384 Value date: 15 DEC 23 / Entry date: 15 DEC 23

Portfolio Statement

1 DEC 23 - 31 DEC 23

Account number XXXXXXXXXX
Account Name *UFCW TRI-STATE - WEDGE CAP-SL

◆ Income & Expense Detail - Base Currency

Page 93 of 120

Description Asset ID/Dates	Rate Shares/PAR	Gross Amount	Tax Recoverable	Tax Withheld	Tax Credit	Net Amount	Transaction Type
<i>Expense</i>							
Expenses							
Securities Lending Fees							
Total Securities Lending Fees							
		0.00	0.00	0.00	0.00	0.00	Payable last period
		0.00	0.00	0.00	0.00	0.00	Payable this period
		-123.62	0.00	0.00	0.00	- 123.62	Paid this period
		0.00	0.00	0.00	0.00	0.00	Income received from prior
		0.00	0.00	0.00	0.00	0.00	Broker commissions recaptured
		0.00	0.00	0.00	0.00	0.00	Tax recoverable last period
		0.00	0.00	0.00	0.00	0.00	Tax recoverable this period
		0.00	0.00	0.00	0.00	0.00	Tax reclaims received
		0.00	0.00	0.00	0.00	0.00	Liability expense paid
		0.00	0.00	0.00	0.00	0.00	Liability expense received
		0.00	0.00	0.00	0.00	0.00	Tax recoverable received this period
		0.00	0.00	0.00	0.00	0.00	Tax recoverable delivered this period
		0.00	0.00	0.00	0.00	0.00	Accrued expense received this period
		0.00	0.00	0.00	0.00	0.00	Accrued expense delivered this period
		-123.62	0.00	0.00	0.00	- 123.62	Expenses recognized
Total Expenses							
		0.00	0.00	0.00	0.00	0.00	Payable last period
		0.00	0.00	0.00	0.00	0.00	Payable this period
		-123.62	0.00	0.00	0.00	- 123.62	Paid this period
		0.00	0.00	0.00	0.00	0.00	Income received from prior
		0.00	0.00	0.00	0.00	0.00	Broker commissions recaptured
		0.00	0.00	0.00	0.00	0.00	Tax recoverable last period
		0.00	0.00	0.00	0.00	0.00	Tax recoverable this period
		0.00	0.00	0.00	0.00	0.00	Tax reclaims received
		0.00	0.00	0.00	0.00	0.00	Liability expense paid
		0.00	0.00	0.00	0.00	0.00	Liability expense received
		0.00	0.00	0.00	0.00	0.00	Tax recoverable received this period
		0.00	0.00	0.00	0.00	0.00	Tax recoverable delivered this period
		0.00	0.00	0.00	0.00	0.00	Accrued expense received this period
		0.00	0.00	0.00	0.00	0.00	Accrued expense delivered this period
		-123.62	0.00	0.00	0.00	- 123.62	Expenses recognized
Total Expense							
		0.00	0.00	0.00	0.00	0.00	Payable last period
		0.00	0.00	0.00	0.00	0.00	Payable this period
		-139.30	0.00	0.00	0.00	- 139.30	Paid this period
		0.00	0.00	0.00	0.00	0.00	Income received from prior
		0.00	0.00	0.00	0.00	0.00	Broker commissions recaptured
		0.00	0.00	0.00	0.00	0.00	Tax recoverable last period
		0.00	0.00	0.00	0.00	0.00	Tax recoverable this period
		0.00	0.00	0.00	0.00	0.00	Tax reclaims received
		0.00	0.00	0.00	0.00	0.00	Liability expense paid
		0.00	0.00	0.00	0.00	0.00	Liability expense received

Portfolio Statement

1 DEC 23 - 31 DEC 23

Account Name *UFCW TRI-STATE - WEDGE CAP-SL Account number [REDACTED]

◆ Income & Expense Detail - Base Currency

Page 94 of 120

Description Asset ID/Dates	Rate Shares/PAR	Gross Amount	Tax Recoverable	Tax Withheld	Tax Credit	Net Amount	Transaction Type
<i>Expense</i>							
Expenses							
Securities Lending Fees							
		0.00	0.00	0.00	0.00	0.00	Tax recoverable received this period
		0.00	0.00	0.00	0.00	0.00	Tax recoverable delivered this period
		0.00	0.00	0.00	0.00	0.00	Accrued expense received this period
		0.00	0.00	0.00	0.00	0.00	Accrued expense delivered this period
		-139.30	0.00	0.00	0.00	-139.30	Expenses recognized

Please note that the Tax Withheld column may contain amounts related to FATCA withholdings

Portfolio Statement

1 DEC 23 - 31 DEC 23

Account number [REDACTED]
Account Name *UFCW TRI-STATE - WEDGE CAP-SL

Page 95 of 120

◆ Funding & Disbursement Summary

Transaction type	Receipts	Disbursements	Accruals	Market value	Cost	Transaction amount Cost on gain/loss	Realized gain/loss	
							Market Translation	Total
Interportfolio Transfers Out	0.00	- 275,000.00	0.00	0.00	0.00	- 275,000.00 0.00	0.00 0.00	0.00
Total	0.00	- 275,000.00	0.00	0.00	0.00	- 275,000.00 0.00	0.00 0.00	0.00

Portfolio Statement

1 DEC 23 - 31 DEC 23

Account Name *UFCW TRI-STATE - WEDGE CAP-SL
Account number [REDACTED]

Page 96 of 120

◆ Funding & Disbursement Detail *Interportfolio Transfers Out*

Trade date Settle date Asset ID	Security description Transaction description	Accrued Income	Market value	Cost	Transaction amount	Realized gain/loss Market Translation	Total
22 Dec 23	United States dollar	0.00	0.00	0.00	- 275,000.00	0.00	0.00
22 Dec 23	TRANSFERRED TO INVESTMENT MANAGEMENT ADVISORY ACCOUNT [REDACTED], *UFCW TRI-STATE - CONT/DISB-SL					0.00	
Total interportfolio transfers out		0.00	0.00	0.00	- 275,000.00	0.00 0.00	0.00
Total		0.00	0.00	0.00		0.00 0.00	0.00

Portfolio Statement

1 DEC 23 - 31 DEC 23

Account Name *UFCW TRI-STATE - WEDGE CAP-SL Account number [REDACTED]

◆ Capital Change Detail

Page 97 of 120

Ex date	<u>Original security description/Asset ID</u>	Original cost	Change description	Payment Amount	<u>Resulting security description/Asset ID</u>	Resulting cost	<u>Realized gain/loss</u>
	Shares				Shares		Market Translation

NO DATA TO REPORT

Portfolio Statement

1 DEC 23 - 31 DEC 23

Account number XXXXXXXXXX
Account Name *UFCW TRI-STATE - WEDGE CAP-SL

◆ Cash Activity Detail

Page 98 of 120

Income cash - USD

Value Date Entry Date	Transaction Narrative/ Security Description	Local Receipt/ Disbursement	USD Balance	Base Receipt/ Disbursement	Balance
	Beginning cash balance		5,381,945.99		5,381,945.99
1 Dec 23	\$0.1575 a share on 577.00 shares Ex Date 11/07/23 Record Date 11/08/23	90.88	5,382,036.87	90.88	5,382,036.87
1 Dec 23	Pay Date 12/01/23 Substitute Income-Security on Loan EQT CORP COM				
1 Dec 23	\$0.29 a share on 959.00 shares Ex Date 11/14/23 Record Date 11/15/23	278.11	5,382,314.98	278.11	5,382,314.98
1 Dec 23	Pay Date 12/01/23 KROGER CO COM				
1 Dec 23	\$0.35 a share on 1,358.00 shares Ex Date 11/02/23 Record Date 11/03/23	475.30	5,382,790.28	475.30	5,382,790.28
1 Dec 23	Pay Date 12/01/23 WELLS FARGO & CO NEW COM STK				
1 Dec 23	\$0.41 a share on 101.00 shares Ex Date 11/03/23 Record Date 11/06/23	41.41	5,382,831.69	41.41	5,382,831.69
1 Dec 23	Pay Date 12/01/23 Substitute Income-Security on Loan MURPHY USA INC COM				
1 Dec 23	\$0.41 a share on 49.00 shares Ex Date 11/03/23 Record Date 11/06/23	20.09	5,382,851.78	20.09	5,382,851.78
1 Dec 23	Pay Date 12/01/23 MURPHY USA INC COM				
1 Dec 23	\$0.41 a share on 510.00 shares Ex Date 11/06/23 Record Date 11/07/23	209.10	5,383,060.88	209.10	5,383,060.88
1 Dec 23	Pay Date 12/01/23 Substitute Income-Security on Loan FIRSTENERGY CORP COM				
1 Dec 23	\$0.79 a share on 198.00 shares Ex Date 11/09/23 Record Date 11/10/23	156.42	5,383,217.30	156.42	5,383,217.30
1 Dec 23	Pay Date 12/01/23 Substitute Income-Security on Loan PENSKE AUTOMOTIVE GROUP INC COM STK				
1 Dec 23	\$0.79 a share on 212.00 shares Ex Date 11/09/23 Record Date 11/10/23	167.48	5,383,384.78	167.48	5,383,384.78
1 Dec 23	Pay Date 12/01/23 Substitute Income-Security on Loan PENSKE AUTOMOTIVE GROUP INC COM STK				
1 Dec 23	\$0.85 a share on 63.00 shares Ex Date 11/14/23 Record Date 11/15/23	53.55	5,383,438.33	53.55	5,383,438.33
1 Dec 23	Pay Date 12/01/23 CARLISLE COMPANIES INC COM				
1 Dec 23	\$0.88 a share on 244.00 shares Ex Date 10/31/23 Record Date 11/01/23	214.72	5,383,653.05	214.72	5,383,653.05
1 Dec 23	Pay Date 12/01/23 Substitute Income-Security on Loan PINNACLE W. CAP CORP COM				
1 Dec 23	\$1.0 a share on 36.00 shares Ex Date 11/16/23 Record Date 11/17/23 Pay	36.00	5,383,689.05	36.00	5,383,689.05
1 Dec 23	Date 12/01/23 RELIANCE STL & ALUM CO COM				
1 Dec 23	\$1.45 a share on 229.00 shares Ex Date 11/14/23 Record Date 11/15/23	332.05	5,384,021.10	332.05	5,384,021.10
1 Dec 23	Pay Date 12/01/23 KLA CORPORATION COM USD0.001				

Portfolio Statement

1 DEC 23 - 31 DEC 23

Account number XXXXXXXXXX
Account Name *UFCW TRI-STATE - WEDGE CAP-SL

◆ Cash Activity Detail

Page 99 of 120

Income cash - USD

Value Date Entry Date	Transaction Narrative/ Security Description	Local Receipt/ Disbursement	USD Balance	Base Receipt/ Disbursement	Balance
1 Dec 23	\$1.48 a share on 41.00 shares Ex Date 11/10/23 Record Date 11/13/23	60.68	5,384,081.78	60.68	5,384,081.78
1 Dec 23	Pay Date 12/01/23 PARKER-HANNIFIN CORP COM				
4 Dec 23	\$0.47 a share on 969.00 shares Ex Date 11/14/23 Record Date 11/15/23	455.43	5,384,537.21	455.43	5,384,537.21
4 Dec 23	Pay Date 12/04/23 Substitute Income-Security on Loan BOOZ ALLEN HAMILTON HLDG CORP CL A COM STK				
4 Dec 23	1.25 PER SHARE ON 101.00 SHARES EX DATE 11-24-23 RECORD DATE 11-27-23	126.25	5,384,663.46	126.25	5,384,663.46
4 Dec 23	GROSS RATE 1.25 TAX RATE .00% LYONDELLBASELL IND N V COM USD0.01 CL 'A'				
5 Dec 23	INCOME RECEIVED	589.59	5,385,253.05	589.59	5,385,253.05
5 Dec 23	NT COLLECTIVE SHORT TERM INVT FD				
5 Dec 23	NORTHERN TRUST SWEEP FEE	- 15.68	5,385,237.37	- 15.68	5,385,237.37
5 Dec 23	NT COLLECTIVE SHORT TERM INVT FD				
6 Dec 23	\$0.45 a share on 133.00 shares Ex Date 11/14/23 Record Date 11/15/23	59.85	5,385,297.22	59.85	5,385,297.22
6 Dec 23	Pay Date 12/06/23 ARCHER-DANIELS-MIDLAND CO COM				
6 Dec 23	\$0.5 a share on 80.00 shares Ex Date 11/20/23 Record Date 11/21/23 Pay	40.00	5,385,337.22	40.00	5,385,337.22
6 Dec 23	Date 12/06/23 Substitute Income-Security on Loan WESTLAKE CORPORATION COM USD0.01				
6 Dec 23	\$0.575 a share on 283.00 shares Ex Date 11/15/23 Record Date 11/16/23	162.73	5,385,499.95	162.73	5,385,499.95
6 Dec 23	Pay Date 12/06/23 Substitute Income-Security on Loan CHESAPEAKE ENERGY CORP COM NEW 01/2021				
6 Dec 23	\$0.575 a share on 51.00 shares Ex Date 11/15/23 Record Date 11/16/23	29.33	5,385,529.28	29.33	5,385,529.28
6 Dec 23	Pay Date 12/06/23 Substitute Income-Security on Loan CHESAPEAKE ENERGY CORP COM NEW 01/2021				
7 Dec 23	\$0.7 a share on 656.00 shares Ex Date 11/21/23 Record Date 11/22/23	459.20	5,385,988.48	459.20	5,385,988.48
7 Dec 23	Pay Date 12/07/23 DISCOVER FINL SVCS COM STK				
7 Dec 23	\$1.68 a share on 75.00 shares Ex Date 11/22/23 Record Date 11/24/23	126.00	5,386,114.48	126.00	5,386,114.48
7 Dec 23	Pay Date 12/07/23 CUMMINS INC				
8 Dec 23	\$0.51 a share on 164.00 shares Ex Date 11/09/23 Record Date 11/10/23	83.64	5,386,198.12	83.64	5,386,198.12
8 Dec 23	Pay Date 12/08/23 SONOCO PROD CO COM				
8 Dec 23	\$2.13 a share on 153.00 shares Ex Date 11/16/23 Record Date 11/17/23	325.89	5,386,524.01	325.89	5,386,524.01
8 Dec 23	Pay Date 12/08/23 AMGEN INC COM				

Portfolio Statement

1 DEC 23 - 31 DEC 23

Account Name *UFCW TRI-STATE - WEDGE CAP-SL Account number [REDACTED]

Page 100 of 120

◆ Cash Activity Detail

Income cash - USD

Value Date Entry Date	Transaction Narrative/ Security Description	Local Receipt/ Disbursement	USD Balance	Base Receipt/ Disbursement	Balance
11 Dec 23	\$0.11 a share on 1,079.00 shares Ex Date 11/14/23 Record Date 11/15/23	118.69	5,386,642.70	118.69	5,386,642.70
11 Dec 23	Pay Date 12/11/23 MARATHON OIL CORP COM				
11 Dec 23	\$0.525 a share on 197.00 shares Ex Date 11/16/23 Record Date 11/17/23	103.43	5,386,746.13	103.43	5,386,746.13
11 Dec 23	Pay Date 12/11/23 EMERSON ELECTRIC CO COM				
11 Dec 23	\$1.86 a share on 62.00 shares Ex Date 11/20/23 Record Date 11/21/23	115.32	5,386,861.45	115.32	5,386,861.45
11 Dec 23	Pay Date 12/11/23 SNAP-ON INC COM				
12 Dec 23	.125 PER SHARE ON 1032.00 SHARES EX DATE 11-21-23 RECORD DATE 11-22-23	129.00	5,386,990.45	129.00	5,386,990.45
12 Dec 23	GROSS RATE .125 TAX RATE .00% * PMT IN LIEU OF INCOME-SECURITY ON LOAN AMCOR PLC ORD USD0.01				
12 Dec 23	.125 PER SHARE ON 31.00 SHARES EX DATE 11-21-23 RECORD DATE 11-22-23	3.88	5,386,994.33	3.88	5,386,994.33
12 Dec 23	GROSS RATE .125 TAX RATE .00% AMCOR PLC ORD USD0.01				
12 Dec 23	\$0.72 a share on 214.00 shares Ex Date 11/07/23 Record Date 11/08/23	154.08	5,387,148.41	154.08	5,387,148.41
12 Dec 23	Pay Date 12/12/23 LAB CORP AMER HLDGS COM NEW				
12 Dec 23	\$1.5 a share on 178.00 shares Ex Date 11/16/23 Record Date 11/17/23	267.00	5,387,415.41	267.00	5,387,415.41
12 Dec 23	Pay Date 12/12/23 3M CO COM				
13 Dec 23	\$0.68 a share on 164.00 shares Ex Date 11/27/23 Record Date 11/28/23	111.52	5,387,526.93	111.52	5,387,526.93
13 Dec 23	Pay Date 12/13/23 AUTOLIV INC COM STK				
14 Dec 23	\$0.32 a share on 782.00 shares Ex Date 11/22/23 Record Date 11/24/23	250.24	5,387,777.17	250.24	5,387,777.17
14 Dec 23	Pay Date 12/14/23 APPLIED MATERIALS INC COM				
14 Dec 23	\$0.52 a share on 884.00 shares Ex Date 11/08/23 Record Date 11/09/23	459.68	5,388,236.85	459.68	5,388,236.85
14 Dec 23	Pay Date 12/14/23 METLIFE INC COM STK USD0.01				
15 Dec 23	\$0.11 a share on 487.00 shares Ex Date 11/30/23 Record Date 12/01/23	53.57	5,388,290.42	53.57	5,388,290.42
15 Dec 23	Pay Date 12/15/23 BORG WARNER INC COM				
15 Dec 23	\$0.15 a share on 166.00 shares Ex Date 11/30/23 Record Date 12/01/23	24.90	5,388,315.32	24.90	5,388,315.32
15 Dec 23	Pay Date 12/15/23 Substitute Income-Security on Loan MUELLER INDS INC COM				

Portfolio Statement

1 DEC 23 - 31 DEC 23

Account number XXXXXXXXXX
Account Name *UFCW TRI-STATE - WEDGE CAP-SL

◆ Cash Activity Detail

Page 101 of 120

Income cash - USD

Value Date Entry Date	Transaction Narrative/ Security Description	Local Receipt/ Disbursement	USD Balance	Base Receipt/ Disbursement	Balance
15 Dec 23	\$0.15 a share on 243.00 shares Ex Date 11/30/23 Record Date 12/01/23	36.45	5,388,351.77	36.45	5,388,351.77
15 Dec 23	Pay Date 12/15/23 Substitute Income-Security on Loan MUELLER INDS INC COM				
15 Dec 23	\$0.2 a share on 147.00 shares Ex Date 11/30/23 Record Date 12/01/23	29.40	5,388,381.17	29.40	5,388,381.17
15 Dec 23	Pay Date 12/15/23 BOISE CASCADE CO COM				
15 Dec 23	\$0.275 a share on 150.00 shares Ex Date 11/30/23 Record Date 12/01/23	41.25	5,388,422.42	41.25	5,388,422.42
15 Dec 23	Pay Date 12/15/23 BERRY GLOBAL GROUP INC COM USD0.01				
15 Dec 23	\$0.29 a share on 145.00 shares Ex Date 11/14/23 Record Date 11/15/23	42.05	5,388,464.47	42.05	5,388,464.47
15 Dec 23	Pay Date 12/15/23 AGCO CORP COM				
15 Dec 23	\$0.3 a share on 86.00 shares Ex Date 11/30/23 Record Date 12/01/23 Pay	25.80	5,388,490.27	25.80	5,388,490.27
15 Dec 23	Date 12/15/23 UFP INDUSTRIES INC COM USD1.00				
15 Dec 23	\$0.41 a share on 722.00 shares Ex Date 11/30/23 Record Date 12/01/23	296.02	5,388,786.29	296.02	5,388,786.29
15 Dec 23	Pay Date 12/15/23 Substitute Income-Security on Loan MOLSON COORS BEVERAGE COMPANY COM USD0.01 CLASS B				
15 Dec 23	\$0.4625 a share on 284.00 shares Ex Date 11/14/23 Record Date 11/15/23	131.35	5,388,917.64	131.35	5,388,917.64
15 Dec 23	Pay Date 12/15/23 INTL PAPER CO COM				
15 Dec 23	\$0.51 a share on 121.00 shares Ex Date 11/29/23 Record Date 11/30/23	61.71	5,388,979.35	61.71	5,388,979.35
15 Dec 23	Pay Date 12/15/23 DOVER CORP COM USD1.00				
15 Dec 23	\$0.65 a share on 117.00 shares Ex Date 11/30/23 Record Date 12/01/23	76.05	5,389,055.40	76.05	5,389,055.40
15 Dec 23	Pay Date 12/15/23 T-MOBILE US INC COM				
15 Dec 23	\$0.71 a share on 164.00 shares Ex Date 11/17/23 Record Date 11/20/23	116.44	5,389,171.84	116.44	5,389,171.84
15 Dec 23	Pay Date 12/15/23 Substitute Income-Security on Loan RYDER SYS INC COM				
15 Dec 23	FOR THE MONTH OF NOVEMBER 2023	21.07	5,389,192.91	21.07	5,389,192.91
15 Dec 23	SECURITIES LENDING INCOME FROM GLOBAL EQUITY SECURITIES				
15 Dec 23	FOR THE MONTH OF NOVEMBER 2023	289.28	5,389,482.19	289.28	5,389,482.19
15 Dec 23	SECURITIES LENDING INCOME FROM LENDING US CORPORATE SECURITIES				
15 Dec 23	Received cash on special distribution \$5.0 a share on 147.00 shares Ex	735.00	5,390,217.19	735.00	5,390,217.19
15 Dec 23	Date 11/30/23 Record Date 12/01/23 Pay Date 12/15/23 BOISE CASCADE CO COM				

Portfolio Statement

1 DEC 23 - 31 DEC 23

Account Name *UFCW TRI-STATE - WEDGE CAP-SL Account number [REDACTED]

Page 102 of 120

◆ Cash Activity Detail

Income cash - USD

Value Date Entry Date	Transaction Narrative/ Security Description	Local Receipt/ Disbursement	USD Balance	Base Receipt/ Disbursement	Balance
15 Dec 23 15 Dec 23	6031005 - CORPORATE FEE FOR SECURITIES LENDING FOR THE MONTH OF NOVEMBER 2023 SECURITIES LENDING FEES FROM US CORPORATE SECURITIES	- 115.25	5,390,101.94	- 115.25	5,390,101.94
15 Dec 23 15 Dec 23	6031007 - GLOBAL EQUITY FEE FOR SECURITIES LENDING FOR THE MONTH OF NOVEMBER 2023 SECURITIES LENDING FEES FROM GLOBAL EQUITY SECURITIES	- 8.37	5,390,093.57	- 8.37	5,390,093.57
19 Dec 23 19 Dec 23	.4312 PER SHARE ON 152.00 SHARES EX DATE 11-09-23 RECORD DATE 11-10-23 GROSS RATE .4362 TAX RATE .00% ADR FEE .005 ADR BP P L C SPONSORED ADR	65.54	5,390,159.11	65.54	5,390,159.11
19 Dec 23 19 Dec 23	.4312 PER SHARE ON 625.00 SHARES EX DATE 11-09-23 RECORD DATE 11-10-23 GROSS RATE .4362 TAX RATE .00% ADR FEE .005 * PMT IN LIEU OF INCOME-SECURITY ON ADR BP P L C SPONSORED ADR	269.50	5,390,428.61	269.50	5,390,428.61
20 Dec 23 20 Dec 23	.662 PER SHARE ON 421.00 SHARES EX DATE 11-16-23 RECORD DATE 11-17-23 GROSS RATE .662 TAX RATE .00% * PMT IN LIEU OF INCOME-SECURITY ON LOAN ROYAL DUTCH SHELL PLC SPONSORED ADR REPSTG ORD SH	278.70	5,390,707.31	278.70	5,390,707.31
20 Dec 23 20 Dec 23	\$0.6425 a share on 373.00 shares Ex Date 11/21/23 Record Date 11/22/23 Pay Date 12/20/23 EVERGY INC COM NPV	239.65	5,390,946.96	239.65	5,390,946.96
21 Dec 23 21 Dec 23	\$0.025 a share on 499.00 shares Ex Date 11/29/23 Record Date 11/30/23 Pay Date 12/21/23 Substitute Income-Security on Loan VONTIER CORP COM USD0.0001 WI	12.48	5,390,959.44	12.48	5,390,959.44
21 Dec 23 21 Dec 23	\$1.23 a share on 150.00 shares Ex Date 12/05/23 Record Date 12/06/23 Pay Date 12/21/23 THE CIGNA GROUP	184.50	5,391,143.94	184.50	5,391,143.94
21 Dec 23 21 Dec 23	\$1.48 a share on 91.00 shares Ex Date 12/05/23 Record Date 12/06/23 Pay Date 12/21/23 ELEVANCE HEALTH INC	134.68	5,391,278.62	134.68	5,391,278.62
22 Dec 23 22 Dec 23	\$0.14 a share on 322.00 shares Ex Date 12/07/23 Record Date 12/08/23 Pay Date 12/22/23 Substitute Income-Security on Loan KNIGHT-SWIFT TRANSN HLDGS INC CL A CLASSA COMMON STOCK USD0.01	45.08	5,391,323.70	45.08	5,391,323.70
26 Dec 23 26 Dec 23	\$0.77 a share on 125.00 shares Ex Date 12/05/23 Record Date 12/06/23 Pay Date 12/26/23 Substitute Income-Security on Loan LEAR CORP COM NEW COM NEW	96.25	5,391,419.95	96.25	5,391,419.95
27 Dec 23 27 Dec 23	\$0.16 a share on 718.00 shares Ex Date 12/06/23 Record Date 12/07/23 Pay Date 12/27/23 HALLIBURTON CO COM	114.88	5,391,534.83	114.88	5,391,534.83

Portfolio Statement

1 DEC 23 - 31 DEC 23

Account number XXXXXXXXXX
Account Name *UFCW TRI-STATE - WEDGE CAP-SL

◆ Cash Activity Detail

Page 103 of 120

Income cash - USD

Value Date Entry Date	Transaction Narrative/ Security Description	Local Receipt/ Disbursement	USD Balance	Base Receipt/ Disbursement	Balance
28 Dec 23	\$0.6 a share on 173.00 shares Ex Date 12/13/23 Record Date 12/14/23	103.80	5,391,638.63	103.80	5,391,638.63
28 Dec 23	Pay Date 12/28/23 HCA HEALTHCARE INC COM				
28 Dec 23	\$2.75 a share on 161.00 shares Ex Date 11/29/23 Record Date 11/30/23	442.75	5,392,081.38	442.75	5,392,081.38
28 Dec 23	Pay Date 12/28/23 GOLDMAN SACHS GROUP INC COM				
29 Dec 23	\$0.08 a share on 72.00 shares Ex Date 12/14/23 Record Date 12/15/23	5.76	5,392,087.14	5.76	5,392,087.14
29 Dec 23	Pay Date 12/29/23 RANGE RES CORP COM				
29 Dec 23	\$0.08 a share on 810.00 shares Ex Date 12/14/23 Record Date 12/15/23	64.80	5,392,151.94	64.80	5,392,151.94
29 Dec 23	Pay Date 12/29/23 Substitute Income-Security on Loan RANGE RES CORP COM				
29 Dec 23	\$0.213 a share on 443.00 shares Ex Date 12/19/23 Record Date 12/20/23	94.36	5,392,246.30	94.36	5,392,246.30
29 Dec 23	Pay Date 12/29/23 VISTRA CORP COM USD0.01				
29 Dec 23	\$0.235 a share on 3,666.00 shares Ex Date 12/19/23 Record Date 12/20/23 Pay Date 12/29/23	861.51	5,393,107.81	861.51	5,393,107.81
29 Dec 23	WESTERN UNION CO				
29 Dec 23	\$0.3 a share on 604.00 shares Ex Date 12/14/23 Record Date 12/15/23	181.20	5,393,289.01	181.20	5,393,289.01
29 Dec 23	Pay Date 12/29/23 OVINTIV INC COM USD0.01				
29 Dec 23	\$0.48 a share on 1,219.00 shares Ex Date 12/14/23 Record Date 12/15/23	585.12	5,393,874.13	585.12	5,393,874.13
29 Dec 23	Pay Date 12/29/23 Substitute Income-Security on Loan FIDELITY NATL FINL INC NEW FORMERLY FIDELITY COMMON STOCK				
29 Dec 23	\$0.52 a share on 320.00 shares Ex Date 11/21/23 Record Date 11/22/23	166.40	5,394,040.53	166.40	5,394,040.53
29 Dec 23	Pay Date 12/29/23 MARRIOTT INTL INC NEW COM STK CL A				
29 Dec 23	\$0.57 a share on 272.00 shares Ex Date 12/07/23 Record Date 12/08/23	155.04	5,394,195.57	155.04	5,394,195.57
29 Dec 23	Pay Date 12/29/23 PUB SERVICE ENTERPRISE GROUP INC COM				
29 Dec 23	\$1.0 a share on 103.00 shares Ex Date 12/14/23 Record Date 12/15/23	103.00	5,394,298.57	103.00	5,394,298.57
29 Dec 23	Pay Date 12/29/23 Substitute Income-Security on Loan DICKS SPORTING GOODS INC OC-COM OC-COM				
	Ending cash balance		5,394,298.57		5,394,298.57

Portfolio Statement

1 DEC 23 - 31 DEC 23

Account number XXXXXXXXXX
Account Name *UFCW TRI-STATE - WEDGE CAP-SL

Page 104 of 120

◆ Cash Activity Detail

Principal cash - USD

Value Date Entry Date	Transaction Narrative/ Security Description	Local Receipt/ Disbursement	USD Balance	Base Receipt/ Disbursement	Balance
	Beginning cash balance		- 5,381,945.99		- 5,381,945.99
1 Dec 23 1 Dec 23	Purchased 2,135.790 Units 01-Dec-2023 at a price of 1.00 Net NT COLLECTIVE SHORT TERM INVT FD	- 2,135.79	- 5,384,081.78	- 2,135.79	- 5,384,081.78
4 Dec 23 4 Dec 23	Purchased 581.680 Units 04-Dec-2023 at a price of 1.00 Net NT COLLECTIVE SHORT TERM INVT FD	- 581.68	- 5,384,663.46	- 581.68	- 5,384,663.46
5 Dec 23 5 Dec 23	Purchased 573.910 Units 05-Dec-2023 at a price of 1.00 Net NT COLLECTIVE SHORT TERM INVT FD	- 573.91	- 5,385,237.37	- 573.91	- 5,385,237.37
6 Dec 23 6 Dec 23	Purchased 291.910 Units 06-Dec-2023 at a price of 1.00 Net NT COLLECTIVE SHORT TERM INVT FD	- 291.91	- 5,385,529.28	- 291.91	- 5,385,529.28
7 Dec 23 7 Dec 23	Purchased 585.200 Units 07-Dec-2023 at a price of 1.00 Net NT COLLECTIVE SHORT TERM INVT FD	- 585.20	- 5,386,114.48	- 585.20	- 5,386,114.48
8 Dec 23 8 Dec 23	PURCHASED 176.00 SHARES 12-06-23 AT A PRICE OF \$93.559500 PLUS BROKER COMMISSION OF \$3.87 BROADCORT CAPITAL CORPORATION-SUB OF MLPF & S DUKE ENERGY CORP NEW COM NEW COM NEW	- 16,470.34	- 5,402,584.82	- 16,470.34	- 5,402,584.82
8 Dec 23 8 Dec 23	PURCHASED 603.00 SHARES 12-06-23 AT A PRICE OF \$89.745100 PLUS BROKER COMMISSION OF \$13.27 PIPER JAFFRAY & CO NETAPP INC COM STK	- 54,129.57	- 5,456,714.39	- 54,129.57	- 5,456,714.39
8 Dec 23 8 Dec 23	Sold 54,301.730 Units 08-Dec-2023 at a price of 1.00 Net NT COLLECTIVE SHORT TERM INVT FD	54,301.73	- 5,402,412.66	54,301.73	- 5,402,412.66
8 Dec 23 8 Dec 23	SOLD 156.00 SHARES 12-06-23 AT A PRICE OF \$63.266300 LESS BROKER COMMISSION OF \$3.43 AND OTHER CHARGES OF \$.08 PIPER JAFFRAY & CO LOUISIANA-PACIFIC CORP COM	9,866.03	- 5,392,546.63	9,866.03	- 5,392,546.63
8 Dec 23 8 Dec 23	SOLD 40.00 SHARES 12-06-23 AT A PRICE OF \$150.588700 LESS BROKER COMMISSION OF \$.88 AND OTHER CHARGES OF \$.05 PIPER JAFFRAY & CO PENSKE AUTOMOTIVE GROUP INC COM STK	6,022.62	- 5,386,524.01	6,022.62	- 5,386,524.01
11 Dec 23 11 Dec 23	Purchased 10,543.400 Units 11-Dec-2023 at a price of 1.00 Net NT COLLECTIVE SHORT TERM INVT FD	- 10,543.40	- 5,397,067.41	- 10,543.40	- 5,397,067.41
11 Dec 23 11 Dec 23	SOLD 68.00 SHARES 12-07-23 AT A PRICE OF \$150.111000 LESS BROKER COMMISSION OF \$1.50 AND OTHER CHARGES OF \$.09 PIPER JAFFRAY & CO PENSKE AUTOMOTIVE GROUP INC COM STK	10,205.96	- 5,386,861.45	10,205.96	- 5,386,861.45
12 Dec 23 12 Dec 23	Purchased 10,633.650 Units 12-Dec-2023 at a price of 1.00 Net NT COLLECTIVE SHORT TERM INVT FD	- 10,633.65	- 5,397,495.10	- 10,633.65	- 5,397,495.10
12 Dec 23 12 Dec 23	SOLD 67.00 SHARES 12-08-23 AT A PRICE OF \$150.466400 LESS BROKER COMMISSION OF \$1.47 AND OTHER CHARGES OF \$.09 PIPER JAFFRAY & CO PENSKE AUTOMOTIVE GROUP INC COM STK	10,079.69	- 5,387,415.41	10,079.69	- 5,387,415.41

Portfolio Statement

1 DEC 23 - 31 DEC 23

Account number XXXXXXXXXX
Account Name *UFCW TRI-STATE - WEDGE CAP-SL

Page 105 of 120

◆ Cash Activity Detail

Principal cash - USD

Value Date Entry Date	Transaction Narrative/ Security Description	Local Receipt/ Disbursement	USD Balance	Base Receipt/ Disbursement	Balance
13 Dec 23 13 Dec 23	Purchased 111.520 Units 13-Dec-2023 at a price of 1.00 Net NT COLLECTIVE SHORT TERM INVT FD	- 111.52	- 5,387,526.93	- 111.52	- 5,387,526.93
14 Dec 23 14 Dec 23	Purchased 709.920 Units 14-Dec-2023 at a price of 1.00 Net NT COLLECTIVE SHORT TERM INVT FD	- 709.92	- 5,388,236.85	- 709.92	- 5,388,236.85
15 Dec 23 15 Dec 23	Purchased 103,846.280 Units 15-Dec-2023 at a price of 1.00 Net NT COLLECTIVE SHORT TERM INVT FD	- 103,846.28	- 5,492,083.13	- 103,846.28	- 5,492,083.13
15 Dec 23 15 Dec 23	PURCHASED 103.00 SHARES 12-13-23 AT A PRICE OF \$138.685500 PLUS BROKER COMMISSION OF \$2.27 J.P. MORGAN SECURITIES LLC DICKS SPORTING GOODS INC OC-COM OC-COM	- 14,286.88	- 5,506,370.01	- 14,286.88	- 5,506,370.01
15 Dec 23 15 Dec 23	PURCHASED 11.00 SHARES 12-13-23 AT A PRICE OF \$112.816500 PLUS BROKER COMMISSION OF \$.24 J.P. MORGAN SECURITIES LLC STEEL DYNAMICS INC COM	- 1,241.22	- 5,507,611.23	- 1,241.22	- 5,507,611.23
15 Dec 23 15 Dec 23	PURCHASED 11.00 SHARES 12-13-23 AT A PRICE OF \$74.101700 PLUS BROKER COMMISSION OF \$.24 J.P. MORGAN SECURITIES LLC ARCHER-DANIELS-MIDLAND CO COM	- 815.36	- 5,508,426.59	- 815.36	- 5,508,426.59
15 Dec 23 15 Dec 23	PURCHASED 14.00 SHARES 12-13-23 AT A PRICE OF \$91.111100 PLUS BROKER COMMISSION OF \$.31 J.P. MORGAN SECURITIES LLC LYONDELLBASELL IND N V COM USD0.01 CL 'A'	- 1,275.87	- 5,509,702.46	- 1,275.87	- 5,509,702.46
15 Dec 23 15 Dec 23	PURCHASED 28.00 SHARES 12-13-23 AT A PRICE OF \$46.249700 PLUS BROKER COMMISSION OF \$.62 J.P. MORGAN SECURITIES LLC COMMERCIAL METALS CO COM	- 1,295.61	- 5,510,998.07	- 1,295.61	- 5,510,998.07
15 Dec 23 15 Dec 23	PURCHASED 288.00 SHARES 12-13-23 AT A PRICE OF \$88.189600 PLUS BROKER COMMISSION OF \$.63 J.P. MORGAN SECURITIES LLC NETAPP INC COM STK	- 25,404.94	- 5,536,403.01	- 25,404.94	- 5,536,403.01
15 Dec 23 15 Dec 23	PURCHASED 32.00 SHARES 12-13-23 AT A PRICE OF \$54.992200 PLUS BROKER COMMISSION OF \$.70 J.P. MORGAN SECURITIES LLC SONOCO PROD CO COM	- 1,760.45	- 5,538,163.46	- 1,760.45	- 5,538,163.46
15 Dec 23 15 Dec 23	PURCHASED 4.00 SHARES 12-13-23 AT A PRICE OF \$265.341300 PLUS BROKER COMMISSION OF \$.09 J.P. MORGAN SECURITIES LLC RELIANCE STL & ALUM CO COM	- 1,061.46	- 5,539,224.92	- 1,061.46	- 5,539,224.92
15 Dec 23 15 Dec 23	PURCHASED 43.00 SHARES 12-13-23 AT A PRICE OF \$121.969700 PLUS BROKER COMMISSION OF \$.95 J.P. MORGAN SECURITIES LLC JAZZ PHARMACEUTICALS PLC COM USD0.0001	- 5,245.65	- 5,544,470.57	- 5,245.65	- 5,544,470.57
15 Dec 23 15 Dec 23	PURCHASED 44.00 SHARES 12-13-23 AT A PRICE OF \$32.796800 PLUS BROKER COMMISSION OF \$.97 J.P. MORGAN SECURITIES LLC BORG WARNER INC COM	- 1,444.03	- 5,545,914.60	- 1,444.03	- 5,545,914.60

Portfolio Statement

1 DEC 23 - 31 DEC 23

Account Name *UFCW TRI-STATE - WEDGE CAP-SL Account number [REDACTED]

◆ Cash Activity Detail

Page 106 of 120

Principal cash - USD

Value Date Entry Date	Transaction Narrative/ Security Description	Local Receipt/ Disbursement	USD Balance	Base Receipt/ Disbursement	Balance
15 Dec 23 15 Dec 23	PURCHASED 72.00 SHARES 12-13-23 AT A PRICE OF \$29.392000 PLUS BROKER COMMISSION OF \$1.58 BROADCORT CAPITAL CORPORATION-SUB OF MLPF & S RANGE RES CORP COM	- 2,117.80	- 5,548,032.40	- 2,117.80	- 5,548,032.40
15 Dec 23 15 Dec 23	PURCHASED 74.00 SHARES 12-13-23 AT A PRICE OF \$111.836500 PLUS BROKER COMMISSION OF \$1.63 PIPER JAFFRAY & CO PVH CORP COM USD1	- 8,277.53	- 5,556,309.93	- 8,277.53	- 5,556,309.93
15 Dec 23 15 Dec 23	PURCHASED 8.00 SHARES 12-13-23 AT A PRICE OF \$126.853200 PLUS BROKER COMMISSION OF \$.18 J.P. MORGAN SECURITIES LLC WESTLAKE CORPORATION COM USD0.01	- 1,015.01	- 5,557,324.94	- 1,015.01	- 5,557,324.94
15 Dec 23 15 Dec 23	PURCHASED 9.00 SHARES 12-13-23 AT A PRICE OF \$107.069500 PLUS BROKER COMMISSION OF \$.20 J.P. MORGAN SECURITIES LLC INGREDION INC COM	- 963.83	- 5,558,288.77	- 963.83	- 5,558,288.77
15 Dec 23 15 Dec 23	PURCHASED 9.00 SHARES 12-13-23 AT A PRICE OF \$482.610100 PLUS BROKER COMMISSION OF \$.20 J.P. MORGAN SECURITIES LLC HUMANA INC COM	- 4,343.69	- 5,562,632.46	- 4,343.69	- 5,562,632.46
15 Dec 23 15 Dec 23	SOLD 13.00 SHARES 12-13-23 AT A PRICE OF \$710.459000 LESS BROKER COMMISSION OF \$.29 AND OTHER CHARGES OF \$.08 J.P. MORGAN SECURITIES LLC DECKERS OUTDOOR CORP COM	9,235.60	- 5,553,396.86	9,235.60	- 5,553,396.86
15 Dec 23 15 Dec 23	SOLD 14.00 SHARES 12-13-23 AT A PRICE OF \$159.496300 LESS BROKER COMMISSION OF \$.31 AND OTHER CHARGES OF \$.02 J.P. MORGAN SECURITIES LLC T-MOBILE US INC COM	2,232.62	- 5,551,164.24	2,232.62	- 5,551,164.24
15 Dec 23 15 Dec 23	SOLD 146.00 SHARES 12-13-23 AT A PRICE OF \$154.393300 LESS BROKER COMMISSION OF \$3.21 AND OTHER CHARGES OF \$.18 VIRTU AMERICAS LLC PENSKE AUTOMOTIVE GROUP INC COM STK	22,538.03	- 5,528,626.21	22,538.03	- 5,528,626.21
15 Dec 23 15 Dec 23	SOLD 155.00 SHARES 12-13-23 AT A PRICE OF \$55.316100 LESS BROKER COMMISSION OF \$3.41 AND OTHER CHARGES OF \$.07 BROADCORT CAPITAL CORPORATION-SUB OF ML FORTINET INC COM	8,570.52	- 5,520,055.69	8,570.52	- 5,520,055.69
15 Dec 23 15 Dec 23	SOLD 16.00 SHARES 12-13-23 AT A PRICE OF \$595.707300 LESS BROKER COMMISSION OF \$.35 AND OTHER CHARGES OF \$.08 J.P. MORGAN SECURITIES LLC INTUIT COM	9,530.89	- 5,510,524.80	9,530.89	- 5,510,524.80
15 Dec 23 15 Dec 23	SOLD 204.00 SHARES 12-13-23 AT A PRICE OF \$35.472400 LESS BROKER COMMISSION OF \$4.49 AND OTHER CHARGES OF \$.06 J.P. MORGAN SECURITIES LLC SYNCHRONY FINL COM	7,231.82	- 5,503,292.98	7,231.82	- 5,503,292.98

Portfolio Statement

1 DEC 23 - 31 DEC 23

Account number XXXXXXXXXX
Account Name *UFCW TRI-STATE - WEDGE CAP-SL

Page 107 of 120

◆ Cash Activity Detail

Principal cash - USD

Value Date Entry Date	Transaction Narrative/ Security Description	Local Receipt/ Disbursement	USD Balance	Base Receipt/ Disbursement	Balance
15 Dec 23	SOLD 21.00 SHARES 12-13-23 AT A PRICE OF \$68.007300 LESS BROKER	1,427.67	- 5,501,865.31	1,427.67	- 5,501,865.31
15 Dec 23	COMMISSION OF \$.46 AND OTHER CHARGES OF \$.02 J.P. MORGAN SECURITIES LLC EDISON INTL COM				
15 Dec 23	SOLD 25.00 SHARES 12-13-23 AT A PRICE OF \$464.252800 LESS BROKER	11,605.67	- 5,490,259.64	11,605.67	- 5,490,259.64
15 Dec 23	COMMISSION OF \$.55 AND OTHER CHARGES OF \$.10 J.P. MORGAN SECURITIES LLC GARTNER INC COM				
15 Dec 23	SOLD 44.00 SHARES 12-13-23 AT A PRICE OF \$141.012700 LESS BROKER	6,203.54	- 5,484,056.10	6,203.54	- 5,484,056.10
15 Dec 23	COMMISSION OF \$.97 AND OTHER CHARGES OF \$.05 J.P. MORGAN SECURITIES LLC LENNAR CORP CL A CL A				
15 Dec 23	SOLD 46.00 SHARES 12-13-23 AT A PRICE OF \$48.715100 LESS BROKER	2,239.86	- 5,481,816.24	2,239.86	- 5,481,816.24
15 Dec 23	COMMISSION OF \$1.01 AND OTHER CHARGES OF \$.02 J.P. MORGAN SECURITIES LLC NRG ENERGY INC COM NEW				
15 Dec 23	SOLD 49.00 SHARES 12-13-23 AT A PRICE OF \$229.786000 LESS BROKER	11,258.34	- 5,470,557.90	11,258.34	- 5,470,557.90
15 Dec 23	COMMISSION OF \$1.08 AND OTHER CHARGES OF \$.09 BROADCORT CAPITAL CORPORATION-SUB OF ML ARISTA NETWORKS INC COM				
15 Dec 23	SOLD 58.00 SHARES 12-13-23 AT A PRICE OF \$142.926200 LESS BROKER	8,288.37	- 5,462,269.53	8,288.37	- 5,462,269.53
15 Dec 23	COMMISSION OF \$1.28 AND OTHER CHARGES OF \$.07 BROADCORT CAPITAL CORPORATION-SUB OF ML D R HORTON INC COM				
15 Dec 23	SOLD 58.00 SHARES 12-13-23 AT A PRICE OF \$259.700600 LESS BROKER	15,061.22	- 5,447,208.31	15,061.22	- 5,447,208.31
15 Dec 23	COMMISSION OF \$1.28 AND OTHER CHARGES OF \$.13 J.P. MORGAN SECURITIES LLC FLEETCOR TECHNOLOGIES INC COM				
15 Dec 23	SOLD 61.00 SHARES 12-13-23 AT A PRICE OF \$92.346300 LESS BROKER	5,631.73	- 5,441,576.58	5,631.73	- 5,441,576.58
15 Dec 23	COMMISSION OF \$1.34 AND OTHER CHARGES OF \$.05 J.P. MORGAN SECURITIES LLC TOLL BROS INC COM				
15 Dec 23	SOLD 63.00 SHARES 12-13-23 AT A PRICE OF \$37.503300 LESS BROKER	2,362.06	- 5,439,214.52	2,362.06	- 5,439,214.52
15 Dec 23	COMMISSION OF \$.63 AND OTHER CHARGES OF \$.02 CANTOR FITZGERALD & CO. VISTRA CORP COM USD0.01				
15 Dec 23	SOLD 65.00 SHARES 12-13-23 AT A PRICE OF \$97.497800 LESS BROKER	6,335.88	- 5,432,878.64	6,335.88	- 5,432,878.64
15 Dec 23	COMMISSION OF \$1.43 AND OTHER CHARGES OF \$.05 BROADCORT CAPITAL CORPORATION-SUB OF MLP PULTE GROUP INC				

Portfolio Statement

1 DEC 23 - 31 DEC 23

Account number XXXXXXXXXX
Account Name *UFCW TRI-STATE - WEDGE CAP-SL

◆ Cash Activity Detail

Page 108 of 120

Principal cash - USD

Value Date Entry Date	Transaction Narrative/ Security Description	Local Receipt/ Disbursement	USD Balance	Base Receipt/ Disbursement	Balance
15 Dec 23	SOLD 67.00 SHARES 12-13-23 AT A PRICE OF \$102.670700 LESS BROKER	6,877.41	- 5,426,001.23	6,877.41	- 5,426,001.23
15 Dec 23	COMMISSION OF \$1.47 AND OTHER CHARGES OF \$0.06 J.P. MORGAN SECURITIES LLC DISCOVER FINL SVCS COM STK				
15 Dec 23	SOLD 88.00 SHARES 12-13-23 AT A PRICE OF \$126.683500 LESS BROKER	11,146.12	- 5,414,855.11	11,146.12	- 5,414,855.11
15 Dec 23	COMMISSION OF \$1.94 AND OTHER CHARGES OF \$0.09 J.P. MORGAN SECURITIES LLC PAYCHEX INC COM				
15 Dec 23	SOLD 89.00 SHARES 12-13-23 AT A PRICE OF \$120.081200 LESS BROKER	10,685.18	- 5,404,169.93	10,685.18	- 5,404,169.93
15 Dec 23	COMMISSION OF \$1.96 AND OTHER CHARGES OF \$0.09 BROADCORT CAPITAL CORPORATION-SUB OF ML ROYAL CARIBBEAN GROUP COM STK				
18 Dec 23	PURCHASED 286.00 SHARES 12-14-23 AT A PRICE OF \$88.974500 PLUS BROKER	- 25,453.00	- 5,429,622.93	- 25,453.00	- 5,429,622.93
18 Dec 23	COMMISSION OF \$6.29 J.P. MORGAN SECURITIES LLC NETAPP INC COM STK				
18 Dec 23	PURCHASED 74.00 SHARES 12-14-23 AT A PRICE OF \$117.293900 PLUS BROKER	- 8,681.38	- 5,438,304.31	- 8,681.38	- 5,438,304.31
18 Dec 23	COMMISSION OF \$1.63 PIPER JAFFRAY & CO PVH CORP COM USD1				
18 Dec 23	PURCHASED 95.00 SHARES 12-14-23 AT A PRICE OF \$144.674000 PLUS BROKER	- 13,746.12	- 5,452,050.43	- 13,746.12	- 5,452,050.43
18 Dec 23	COMMISSION OF \$2.09 J.P. MORGAN SECURITIES LLC DICKS SPORTING GOODS INC OC-COM OC-COM				
18 Dec 23	Sold 30,413.030 Units 18-Dec-2023 at a price of 1.00 Net	30,413.03	- 5,421,637.40	30,413.03	- 5,421,637.40
18 Dec 23	NT COLLECTIVE SHORT TERM INVT FD				
18 Dec 23	SOLD 15.00 SHARES 12-13-23 AT A PRICE OF \$379.553600 LESS BROKER	5,692.92	- 5,415,944.48	5,692.92	- 5,415,944.48
18 Dec 23	COMMISSION OF \$0.33 AND OTHER CHARGES OF \$0.05 J.P. MORGAN SECURITIES LLC DILLARDS INC CL A COM				
18 Dec 23	SOLD 8.00 SHARES 12-14-23 AT A PRICE OF \$371.613300 LESS BROKER	2,972.70	- 5,412,971.78	2,972.70	- 5,412,971.78
18 Dec 23	COMMISSION OF \$0.18 AND OTHER CHARGES OF \$0.03 J.P. MORGAN SECURITIES LLC DILLARDS INC CL A COM				
18 Dec 23	SOLD 89.00 SHARES 12-14-23 AT A PRICE OF \$160.787700 LESS BROKER	14,308.04	- 5,398,663.74	14,308.04	- 5,398,663.74
18 Dec 23	COMMISSION OF \$1.96 AND OTHER CHARGES OF \$0.11 VIRTU AMERICAS LLC PENSKE AUTOMOTIVE GROUP INC COM STK				
19 Dec 23	PURCHASED 277.00 SHARES 12-15-23 AT A PRICE OF \$144.538500 PLUS BROKER	- 40,043.25	- 5,438,706.99	- 40,043.25	- 5,438,706.99
19 Dec 23	COMMISSION OF \$6.09 J.P. MORGAN SECURITIES LLC DICKS SPORTING GOODS INC OC-COM OC-COM				

Portfolio Statement

1 DEC 23 - 31 DEC 23

Account number XXXXXXXXXX
Account Name *UFCW TRI-STATE - WEDGE CAP-SL

◆ Cash Activity Detail

Page 109 of 120

Principal cash - USD

Value Date Entry Date	Transaction Narrative/ Security Description	Local Receipt/ Disbursement	USD Balance	Base Receipt/ Disbursement	Balance
19 Dec 23	PURCHASED 67.00 SHARES 12-15-23 AT A PRICE OF \$88.571000 PLUS BROKER	- 5,935.73	- 5,444,642.72	- 5,935.73	- 5,444,642.72
19 Dec 23	COMMISSION OF \$1.47 J.P. MORGAN SECURITIES LLC NETAPP INC COM STK				
19 Dec 23	PURCHASED 74.00 SHARES 12-15-23 AT A PRICE OF \$118.069000 PLUS BROKER	- 8,738.74	- 5,453,381.46	- 8,738.74	- 5,453,381.46
19 Dec 23	COMMISSION OF \$1.63 PIPER JAFFRAY & CO PVH CORP COM USD1				
19 Dec 23	Sold 54,382.680 Units 19-Dec-2023 at a price of 1.00 Net	54,382.68	- 5,398,998.78	54,382.68	- 5,398,998.78
19 Dec 23	NT COLLECTIVE SHORT TERM INVT FD				
20 Dec 23	PURCHASED 74.00 SHARES 12-18-23 AT A PRICE OF \$118.659200 PLUS BROKER	- 8,782.41	- 5,407,781.19	- 8,782.41	- 5,407,781.19
20 Dec 23	COMMISSION OF \$1.63 PIPER JAFFRAY & CO PVH CORP COM USD1				
20 Dec 23	Sold 8,264.060 Units 20-Dec-2023 at a price of 1.00 Net	8,264.06	- 5,399,517.13	8,264.06	- 5,399,517.13
20 Dec 23	NT COLLECTIVE SHORT TERM INVT FD				
21 Dec 23	PURCHASED 74.00 SHARES 12-19-23 AT A PRICE OF \$121.297600 PLUS BROKER	- 8,977.65	- 5,408,494.78	- 8,977.65	- 5,408,494.78
21 Dec 23	COMMISSION OF \$1.63 PIPER JAFFRAY & CO PVH CORP COM USD1				
21 Dec 23	Sold 8,645.990 Units 21-Dec-2023 at a price of 1.00 Net	8,645.99	- 5,399,848.79	8,645.99	- 5,399,848.79
21 Dec 23	NT COLLECTIVE SHORT TERM INVT FD				
22 Dec 23	PURCHASED 59.00 SHARES 12-20-23 AT A PRICE OF \$121.535700 PLUS BROKER	- 7,171.91	- 5,407,020.70	- 7,171.91	- 5,407,020.70
22 Dec 23	COMMISSION OF \$1.30 PIPER JAFFRAY & CO PVH CORP COM USD1				
22 Dec 23	Sold 20,463.480 Units 22-Dec-2023 at a price of 1.00 Net	20,463.48	- 5,386,557.22	20,463.48	- 5,386,557.22
22 Dec 23	NT COLLECTIVE SHORT TERM INVT FD				
22 Dec 23	SOLD 1.00 SHARES 12-20-23 AT A PRICE OF \$106.815000 LESS BROKER	106.79	- 5,386,450.43	106.79	- 5,386,450.43
22 Dec 23	COMMISSION OF \$.02 AND OTHER CHARGES OF \$.01 BROADCORT CAPITAL CORPORATION-SUB OF MLPF INGREDION INC COM				
22 Dec 23	SOLD 1.00 SHARES 12-20-23 AT A PRICE OF \$121.065000 LESS BROKER	121.04	- 5,386,329.39	121.04	- 5,386,329.39
22 Dec 23	COMMISSION OF \$.02 AND OTHER CHARGES OF \$.01 BROADCORT CAPITAL CORPORATION-SUB OF MLPF AGCO CORP COM				
22 Dec 23	SOLD 1.00 SHARES 12-20-23 AT A PRICE OF \$121.525000 LESS BROKER	121.50	- 5,386,207.89	121.50	- 5,386,207.89
22 Dec 23	COMMISSION OF \$.02 AND OTHER CHARGES OF \$.01 BROADCORT CAPITAL CORPORATION-SUB OF MLPF JAZZ PHARMACEUTICALS PLC COM USD0.0001				

Portfolio Statement

1 DEC 23 - 31 DEC 23

Account number XXXXXXXXXX
Account Name *UFCW TRI-STATE - WEDGE CAP-SL

Page 110 of 120

◆ Cash Activity Detail

Principal cash - USD

Value Date Entry Date	Transaction Narrative/ Security Description	Local Receipt/ Disbursement	USD Balance	Base Receipt/ Disbursement	Balance
22 Dec 23	SOLD 1.00 SHARES 12-20-23 AT A PRICE OF \$140.355000 LESS BROKER	140.33	- 5,386,067.56	140.33	- 5,386,067.56
22 Dec 23	COMMISSION OF \$.02 AND OTHER CHARGES OF \$.01 BROADCORT CAPITAL CORPORATION-SUB OF MLPF LEAR CORP COM NEW COM NEW				
22 Dec 23	SOLD 1.00 SHARES 12-20-23 AT A PRICE OF \$288.875000 LESS BROKER	288.85	- 5,385,778.71	288.85	- 5,385,778.71
22 Dec 23	COMMISSION OF \$.02 AND OTHER CHARGES OF \$.01 BROADCORT CAPITAL CORPORATION-SUB OF MLPF SNAP-ON INC COM				
22 Dec 23	SOLD 1.00 SHARES 12-20-23 AT A PRICE OF \$34.900000 LESS BROKER	34.87	- 5,385,743.84	34.87	- 5,385,743.84
22 Dec 23	COMMISSION OF \$.02 AND OTHER CHARGES OF \$.01 BROADCORT CAPITAL CORPORATION-SUB OF MLPF VONTIER CORP COM USD0.0001 WI				
22 Dec 23	SOLD 1.00 SHARES 12-20-23 AT A PRICE OF \$36.930000 LESS BROKER	36.90	- 5,385,706.94	36.90	- 5,385,706.94
22 Dec 23	COMMISSION OF \$.02 AND OTHER CHARGES OF \$.01 BROADCORT CAPITAL CORPORATION-SUB OF MLPF INTL PAPER CO COM				
22 Dec 23	SOLD 1.00 SHARES 12-20-23 AT A PRICE OF \$459.610000 LESS BROKER	459.58	- 5,385,247.36	459.58	- 5,385,247.36
22 Dec 23	COMMISSION OF \$.02 AND OTHER CHARGES OF \$.01 BROADCORT CAPITAL CORPORATION-SUB OF MLPF PARKER-HANNIFIN CORP COM				
22 Dec 23	SOLD 10.00 SHARES 12-20-23 AT A PRICE OF \$252.229400 LESS BROKER	2,522.05	- 5,382,725.31	2,522.05	- 5,382,725.31
22 Dec 23	COMMISSION OF \$.22 AND OTHER CHARGES OF \$.02 BROADCORT CAPITAL CORPORATION-SUB OF MLP BIOGEN INC COMMON STOCK				
22 Dec 23	SOLD 10.00 SHARES 12-20-23 AT A PRICE OF \$38.830000 LESS BROKER	388.07	- 5,382,337.24	388.07	- 5,382,337.24
22 Dec 23	COMMISSION OF \$.22 AND OTHER CHARGES OF \$.01 BROADCORT CAPITAL CORPORATION-SUB OF MLPF EQT CORP COM				
22 Dec 23	SOLD 10.00 SHARES 12-20-23 AT A PRICE OF \$382.685000 LESS BROKER	3,826.60	- 5,378,510.64	3,826.60	- 5,378,510.64
22 Dec 23	COMMISSION OF \$.22 AND OTHER CHARGES OF \$.03 BROADCORT CAPITAL CORPORATION-SUB OF MLP GOLDMAN SACHS GROUP INC COM				
22 Dec 23	SOLD 10.00 SHARES 12-20-23 AT A PRICE OF \$59.197600 LESS BROKER	591.75	- 5,377,918.89	591.75	- 5,377,918.89
22 Dec 23	COMMISSION OF \$.22 AND OTHER CHARGES OF \$.01 BROADCORT CAPITAL CORPORATION-SUB OF MLPF ALLISON TRANSMISSION HOLDING				
22 Dec 23	SOLD 10.00 SHARES 12-20-23 AT A PRICE OF \$72.220000 LESS BROKER	721.97	- 5,377,196.92	721.97	- 5,377,196.92
22 Dec 23	COMMISSION OF \$.22 AND OTHER CHARGES OF \$.01 BROADCORT CAPITAL CORPORATION-SUB OF MLPF PINNACLE W. CAP CORP COM				

Portfolio Statement

1 DEC 23 - 31 DEC 23

Account number XXXXXXXXXX
Account Name *UFCW TRI-STATE - WEDGE CAP-SL

◆ Cash Activity Detail

Page 111 of 120

Principal cash - USD

Value Date Entry Date	Transaction Narrative/ Security Description	Local Receipt/ Disbursement	USD Balance	Base Receipt/ Disbursement	Balance
22 Dec 23	SOLD 101.00 SHARES 12-20-23 AT A PRICE OF \$38.407000 LESS BROKER	3,876.86	- 5,373,320.06	3,876.86	- 5,373,320.06
22 Dec 23	COMMISSION OF \$2.22 AND OTHER CHARGES OF \$.03 BROADCORT CAPITAL CORPORATION-SUB OF ML SYNCHRONY FINL COM				
22 Dec 23	SOLD 106.00 SHARES 12-20-23 AT A PRICE OF \$50.116900 LESS BROKER	5,310.02	- 5,368,010.04	5,310.02	- 5,368,010.04
22 Dec 23	COMMISSION OF \$2.33 AND OTHER CHARGES OF \$.04 BROADCORT CAPITAL CORPORATION-SUB OF ML WELLS FARGO & CO NEW COM STK				
22 Dec 23	SOLD 11.00 SHARES 12-20-23 AT A PRICE OF \$108.410000 LESS BROKER	1,192.26	- 5,366,817.78	1,192.26	- 5,366,817.78
22 Dec 23	COMMISSION OF \$.24 AND OTHER CHARGES OF \$.01 BROADCORT CAPITAL CORPORATION-SUB OF MLP OSHKOSH CORPORATION				
22 Dec 23	SOLD 11.00 SHARES 12-20-23 AT A PRICE OF \$50.220000 LESS BROKER	552.17	- 5,366,265.61	552.17	- 5,366,265.61
22 Dec 23	COMMISSION OF \$.24 AND OTHER CHARGES OF \$.01 BROADCORT CAPITAL CORPORATION-SUB OF MLPF NRG ENERGY INC COM NEW				
22 Dec 23	SOLD 12.00 SHARES 12-20-23 AT A PRICE OF \$235.820000 LESS BROKER	2,829.56	- 5,363,436.05	2,829.56	- 5,363,436.05
22 Dec 23	COMMISSION OF \$.26 AND OTHER CHARGES OF \$.02 BROADCORT CAPITAL CORPORATION-SUB OF MLP ARISTA NETWORKS INC COM				
22 Dec 23	SOLD 13.00 SHARES 12-20-23 AT A PRICE OF \$123.300000 LESS BROKER	1,602.60	- 5,361,833.45	1,602.60	- 5,361,833.45
22 Dec 23	COMMISSION OF \$.29 AND OTHER CHARGES OF \$.01 BROADCORT CAPITAL CORPORATION-SUB OF MLP ROYAL CARIBBEAN GROUP COM STK				
22 Dec 23	SOLD 13.00 SHARES 12-20-23 AT A PRICE OF \$49.330000 LESS BROKER	640.99	- 5,361,192.46	640.99	- 5,361,192.46
22 Dec 23	COMMISSION OF \$.29 AND OTHER CHARGES OF \$.01 BROADCORT CAPITAL CORPORATION-SUB OF MLPF COMMERCIAL METALS CO COM				
22 Dec 23	SOLD 13.00 SHARES 12-20-23 AT A PRICE OF \$573.150000 LESS BROKER	7,450.60	- 5,353,741.86	7,450.60	- 5,353,741.86
22 Dec 23	COMMISSION OF \$.29 AND OTHER CHARGES OF \$.06 BROADCORT CAPITAL CORPORATION-SUB OF MLP KLA CORPORATION COM USD0.001				
22 Dec 23	SOLD 14.00 SHARES 12-20-23 AT A PRICE OF \$774.615000 LESS BROKER	10,844.21	- 5,342,897.65	10,844.21	- 5,342,897.65
22 Dec 23	COMMISSION OF \$.31 AND OTHER CHARGES OF \$.09 BROADCORT CAPITAL CORPORATION-SUB OF MLP LAM RESH CORP COM				
22 Dec 23	SOLD 15.00 SHARES 12-20-23 AT A PRICE OF \$159.968800 LESS BROKER	2,399.18	- 5,340,498.47	2,399.18	- 5,340,498.47
22 Dec 23	COMMISSION OF \$.33 AND OTHER CHARGES OF \$.02 BROADCORT CAPITAL CORPORATION-SUB OF MLP ATKORE INC				

Portfolio Statement

1 DEC 23 - 31 DEC 23

Account number XXXXXXXXXX
Account Name *UFCW TRI-STATE - WEDGE CAP-SL

◆ Cash Activity Detail

Page 112 of 120

Principal cash - USD

Value Date Entry Date	Transaction Narrative/ Security Description	Local Receipt/ Disbursement	USD Balance	Base Receipt/ Disbursement	Balance
22 Dec 23	SOLD 16.00 SHARES 12-20-23 AT A PRICE OF \$273.450000 LESS BROKER	4,374.81	- 5,336,123.66	4,374.81	- 5,336,123.66
22 Dec 23	COMMISSION OF \$.35 AND OTHER CHARGES OF \$.04 BROADCORT CAPITAL CORPORATION-SUB OF MLP CADENCE DESIGN SYS INC COM				
22 Dec 23	SOLD 164.00 SHARES 12-20-23 AT A PRICE OF \$51.000100 LESS BROKER	8,360.34	- 5,327,763.32	8,360.34	- 5,327,763.32
22 Dec 23	COMMISSION OF \$3.61 AND OTHER CHARGES OF \$.07 BROADCORT CAPITAL CORPORATION-SUB OF ML BANK OZK COM				
22 Dec 23	SOLD 17.00 SHARES 12-20-23 AT A PRICE OF \$36.845000 LESS BROKER	625.99	- 5,327,137.33	625.99	- 5,327,137.33
22 Dec 23	COMMISSION OF \$.37 AND OTHER CHARGES OF \$.01 BROADCORT CAPITAL CORPORATION-SUB OF MLPF FIRSTENERGY CORP COM				
22 Dec 23	SOLD 18.00 SHARES 12-20-23 AT A PRICE OF \$153.480000 LESS BROKER	2,762.22	- 5,324,375.11	2,762.22	- 5,324,375.11
22 Dec 23	COMMISSION OF \$.40 AND OTHER CHARGES OF \$.02 BROADCORT CAPITAL CORPORATION-SUB OF MLP ABBVIE INC COM USD0.01				
22 Dec 23	SOLD 19.00 SHARES 12-20-23 AT A PRICE OF \$105.665000 LESS BROKER	2,007.20	- 5,322,367.91	2,007.20	- 5,322,367.91
22 Dec 23	COMMISSION OF \$.42 AND OTHER CHARGES OF \$.02 BROADCORT CAPITAL CORPORATION-SUB OF MLP DAVITA INC COM				
22 Dec 23	SOLD 19.00 SHARES 12-20-23 AT A PRICE OF \$128.375000 LESS BROKER	2,438.69	- 5,319,929.22	2,438.69	- 5,319,929.22
22 Dec 23	COMMISSION OF \$.42 AND OTHER CHARGES OF \$.02 BROADCORT CAPITAL CORPORATION-SUB OF MLP PAYCHEX INC COM				
22 Dec 23	SOLD 19.00 SHARES 12-20-23 AT A PRICE OF \$219.415000 LESS BROKER	4,168.44	- 5,315,760.78	4,168.44	- 5,315,760.78
22 Dec 23	COMMISSION OF \$.42 AND OTHER CHARGES OF \$.03 BROADCORT CAPITAL CORPORATION-SUB OF MLP MARRIOTT INTL INC NEW COM STK CL A				
22 Dec 23	SOLD 2.00 SHARES 12-20-23 AT A PRICE OF \$107.070000 LESS BROKER	214.09	- 5,315,546.69	214.09	- 5,315,546.69
22 Dec 23	COMMISSION OF \$.04 AND OTHER CHARGES OF \$.01 BROADCORT CAPITAL CORPORATION-SUB OF MLPF AUTOLIV INC COM STK				
22 Dec 23	SOLD 2.00 SHARES 12-20-23 AT A PRICE OF \$113.810000 LESS BROKER	227.57	- 5,315,319.12	227.57	- 5,315,319.12
22 Dec 23	COMMISSION OF \$.04 AND OTHER CHARGES OF \$.01 BROADCORT CAPITAL CORPORATION-SUB OF MLPF RYDER SYS INC COM				
22 Dec 23	SOLD 2.00 SHARES 12-20-23 AT A PRICE OF \$125.965000 LESS BROKER	251.88	- 5,315,067.24	251.88	- 5,315,067.24
22 Dec 23	COMMISSION OF \$.04 AND OTHER CHARGES OF \$.01 BROADCORT CAPITAL CORPORATION-SUB OF MLPF UFP INDUSTRIES INC COM USD1.00				

Portfolio Statement

1 DEC 23 - 31 DEC 23

Account number XXXXXXXXXX
Account Name *UFCW TRI-STATE - WEDGE CAP-SL

◆ Cash Activity Detail

Page 113 of 120

Principal cash - USD

Value Date Entry Date	Transaction Narrative/ Security Description	Local Receipt/ Disbursement	USD Balance	Base Receipt/ Disbursement	Balance
22 Dec 23	SOLD 2.00 SHARES 12-20-23 AT A PRICE OF \$178.760000 LESS BROKER	357.47	- 5,314,709.77	357.47	- 5,314,709.77
22 Dec 23	COMMISSION OF \$.04 AND OTHER CHARGES OF \$.01 BROADCORT CAPITAL CORPORATION-SUB OF MLPF NUCOR CORP COM				
22 Dec 23	SOLD 2.00 SHARES 12-20-23 AT A PRICE OF \$276.120000 LESS BROKER	552.19	- 5,314,157.58	552.19	- 5,314,157.58
22 Dec 23	COMMISSION OF \$.04 AND OTHER CHARGES OF \$.01 BROADCORT CAPITAL CORPORATION-SUB OF MLPF RELIANCE STL & ALUM CO COM				
22 Dec 23	SOLD 2.00 SHARES 12-20-23 AT A PRICE OF \$66.120000 LESS BROKER	132.19	- 5,314,025.39	132.19	- 5,314,025.39
22 Dec 23	COMMISSION OF \$.04 AND OTHER CHARGES OF \$.01 BROADCORT CAPITAL CORPORATION-SUB OF MLPF METLIFE INC COM STK USD0.01				
22 Dec 23	SOLD 2.00 SHARES 12-20-23 AT A PRICE OF \$709.150000 LESS BROKER	1,418.25	- 5,312,607.14	1,418.25	- 5,312,607.14
22 Dec 23	COMMISSION OF \$.04 AND OTHER CHARGES OF \$.01 BROADCORT CAPITAL CORPORATION-SUB OF MLPF DECKERS OUTDOOR CORP COM				
22 Dec 23	SOLD 2.00 SHARES 12-20-23 AT A PRICE OF \$963.935000 LESS BROKER	1,927.81	- 5,310,679.33	1,927.81	- 5,310,679.33
22 Dec 23	COMMISSION OF \$.04 AND OTHER CHARGES OF \$.02 BROADCORT CAPITAL CORPORATION-SUB OF MLPF O REILLY AUTOMOTIVE INC NEW COM USD0.01				
22 Dec 23	SOLD 20.00 SHARES 12-20-23 AT A PRICE OF \$58.260000 LESS BROKER	1,164.75	- 5,309,514.58	1,164.75	- 5,309,514.58
22 Dec 23	COMMISSION OF \$.44 AND OTHER CHARGES OF \$.01 BROADCORT CAPITAL CORPORATION-SUB OF MLPF KNIGHT-SWIFT TRANSN HLDGS INC CL A CLASSA COMMON STOCK USD0.01				
22 Dec 23	SOLD 22.00 SHARES 12-20-23 AT A PRICE OF \$125.370000 LESS BROKER	2,757.64	- 5,306,756.94	2,757.64	- 5,306,756.94
22 Dec 23	COMMISSION OF \$.48 AND OTHER CHARGES OF \$.02 BROADCORT CAPITAL CORPORATION-SUB OF MLP BOOZ ALLEN HAMILTON HLDG CORP CL A COM STK				
22 Dec 23	SOLD 22.00 SHARES 12-20-23 AT A PRICE OF \$149.900800 LESS BROKER	3,297.31	- 5,303,459.63	3,297.31	- 5,303,459.63
22 Dec 23	COMMISSION OF \$.48 AND OTHER CHARGES OF \$.03 BROADCORT CAPITAL CORPORATION-SUB OF MLP AUTONATION INC COM				
22 Dec 23	SOLD 22.00 SHARES 12-20-23 AT A PRICE OF \$68.330000 LESS BROKER	1,502.77	- 5,301,956.86	1,502.77	- 5,301,956.86
22 Dec 23	COMMISSION OF \$.48 AND OTHER CHARGES OF \$.01 BROADCORT CAPITAL CORPORATION-SUB OF MLPF MASCO CORP COM				
22 Dec 23	SOLD 23.00 SHARES 12-20-23 AT A PRICE OF \$68.210000 LESS BROKER	1,568.31	- 5,300,388.55	1,568.31	- 5,300,388.55
22 Dec 23	COMMISSION OF \$.51 AND OTHER CHARGES OF \$.01 BROADCORT CAPITAL CORPORATION-SUB OF MLPF ADR TOTALENERGIES SE SPONSORED ADR				

Portfolio Statement

1 DEC 23 - 31 DEC 23

Account number XXXXXXXXXX
Account Name *UFCW TRI-STATE - WEDGE CAP-SL

Page 114 of 120

◆ Cash Activity Detail

Principal cash - USD

Value Date Entry Date	Transaction Narrative/ Security Description	Local Receipt/ Disbursement	USD Balance	Base Receipt/ Disbursement	Balance
22 Dec 23	SOLD 24.00 SHARES 12-20-23 AT A PRICE OF \$146.570000 LESS BROKER	3,517.12	- 5,296,871.43	3,517.12	- 5,296,871.43
22 Dec 23	COMMISSION OF \$.53 AND OTHER CHARGES OF \$.03 BROADCORT CAPITAL CORPORATION-SUB OF MLP DICKS SPORTING GOODS INC OC-COM OC-COM				
22 Dec 23	SOLD 24.00 SHARES 12-20-23 AT A PRICE OF \$37.465000 LESS BROKER	898.62	- 5,295,972.81	898.62	- 5,295,972.81
22 Dec 23	COMMISSION OF \$.53 AND OTHER CHARGES OF \$.01 BROADCORT CAPITAL CORPORATION-SUB OF MLPF VERIZON COMMUNICATIONS COM				
22 Dec 23	SOLD 24.00 SHARES 12-20-23 AT A PRICE OF \$74.496600 LESS BROKER	1,787.38	- 5,294,185.43	1,787.38	- 5,294,185.43
22 Dec 23	COMMISSION OF \$.53 AND OTHER CHARGES OF \$.01 BROADCORT CAPITAL CORPORATION-SUB OF MLPF HENRY SCHEIN INC COMMON STOCK				
22 Dec 23	SOLD 25.00 SHARES 12-20-23 AT A PRICE OF \$149.118700 LESS BROKER	3,727.39	- 5,290,458.04	3,727.39	- 5,290,458.04
22 Dec 23	COMMISSION OF \$.55 AND OTHER CHARGES OF \$.03 BROADCORT CAPITAL CORPORATION-SUB OF MLP LENNAR CORP CL A CL A				
22 Dec 23	SOLD 25.00 SHARES 12-20-23 AT A PRICE OF \$44.440000 LESS BROKER	1,110.44	- 5,289,347.60	1,110.44	- 5,289,347.60
22 Dec 23	COMMISSION OF \$.55 AND OTHER CHARGES OF \$.01 BROADCORT CAPITAL CORPORATION-SUB OF MLPF OVINTIV INC COM USD0.01				
22 Dec 23	SOLD 25.00 SHARES 12-20-23 AT A PRICE OF \$51.980000 LESS BROKER	1,298.94	- 5,288,048.66	1,298.94	- 5,288,048.66
22 Dec 23	COMMISSION OF \$.55 AND OTHER CHARGES OF \$.01 BROADCORT CAPITAL CORPORATION-SUB OF MLPF EVERGY INC COM NPV				
22 Dec 23	SOLD 25.00 SHARES 12-20-23 AT A PRICE OF \$66.250000 LESS BROKER	1,655.69	- 5,286,392.97	1,655.69	- 5,286,392.97
22 Dec 23	COMMISSION OF \$.55 AND OTHER CHARGES OF \$.01 BROADCORT CAPITAL CORPORATION-SUB OF MLPF ROYAL DUTCH SHELL PLC SPONSORED ADR REPSTG ORD SH				
22 Dec 23	SOLD 272.00 SHARES 12-20-23 AT A PRICE OF \$29.764600 LESS BROKER	8,089.93	- 5,278,303.04	8,089.93	- 5,278,303.04
22 Dec 23	COMMISSION OF \$.58 AND OTHER CHARGES OF \$.06 BROADCORT CAPITAL CORPORATION-SUB OF ML FRKLN RES INC COM				
22 Dec 23	SOLD 28.00 SHARES 12-20-23 AT A PRICE OF \$279.344900 LESS BROKER	7,820.98	- 5,270,482.06	7,820.98	- 5,270,482.06
22 Dec 23	COMMISSION OF \$.62 AND OTHER CHARGES OF \$.06 BROADCORT CAPITAL CORPORATION-SUB OF MLP FLEETCOR TECHNOLOGIES INC COM				
22 Dec 23	SOLD 283.00 SHARES 12-20-23 AT A PRICE OF \$35.132700 LESS BROKER	9,936.24	- 5,260,545.82	9,936.24	- 5,260,545.82
22 Dec 23	COMMISSION OF \$.62 AND OTHER CHARGES OF \$.08 BROADCORT CAPITAL CORPORATION-SUB OF ML ALLY FINL INC COM				

Portfolio Statement

1 DEC 23 - 31 DEC 23

Account number XXXXXXXXXX
Account Name *UFCW TRI-STATE - WEDGE CAP-SL

Page 115 of 120

◆ Cash Activity Detail

Principal cash - USD

Value Date Entry Date	Transaction Narrative/ Security Description	Local Receipt/ Disbursement	USD Balance	Base Receipt/ Disbursement	Balance
22 Dec 23	SOLD 3.00 SHARES 12-20-23 AT A PRICE OF \$150.960000 LESS BROKER	452.80	- 5,260,093.02	452.80	- 5,260,093.02
22 Dec 23	COMMISSION OF \$.07 AND OTHER CHARGES OF \$.01 BROADCORT CAPITAL CORPORATION-SUB OF MLPF OWENS CORNING NEW COM STK				
22 Dec 23	SOLD 3.00 SHARES 12-20-23 AT A PRICE OF \$244.705000 LESS BROKER	734.04	- 5,259,358.98	734.04	- 5,259,358.98
22 Dec 23	COMMISSION OF \$.07 AND OTHER CHARGES OF \$.01 BROADCORT CAPITAL CORPORATION-SUB OF MLPF CUMMINS INC				
22 Dec 23	SOLD 30.00 SHARES 12-20-23 AT A PRICE OF \$37.315000 LESS BROKER	1,118.78	- 5,258,240.20	1,118.78	- 5,258,240.20
22 Dec 23	COMMISSION OF \$.66 AND OTHER CHARGES OF \$.01 BROADCORT CAPITAL CORPORATION-SUB OF MLPF HALLIBURTON CO COM				
22 Dec 23	SOLD 30.00 SHARES 12-20-23 AT A PRICE OF \$46.860000 LESS BROKER	1,405.13	- 5,256,835.07	1,405.13	- 5,256,835.07
22 Dec 23	COMMISSION OF \$.66 AND OTHER CHARGES OF \$.01 BROADCORT CAPITAL CORPORATION-SUB OF MLPF MUELLER INDS INC COM				
22 Dec 23	SOLD 31.00 SHARES 12-20-23 AT A PRICE OF \$110.170000 LESS BROKER	3,414.56	- 5,253,420.51	3,414.56	- 5,253,420.51
22 Dec 23	COMMISSION OF \$.68 AND OTHER CHARGES OF \$.03 BROADCORT CAPITAL CORPORATION-SUB OF MLP DISCOVER FINL SVCS COM STK				
22 Dec 23	SOLD 31.00 SHARES 12-20-23 AT A PRICE OF \$151.455000 LESS BROKER	4,694.39	- 5,248,726.12	4,694.39	- 5,248,726.12
22 Dec 23	COMMISSION OF \$.68 AND OTHER CHARGES OF \$.04 BROADCORT CAPITAL CORPORATION-SUB OF MLP D R HORTON INC COM				
22 Dec 23	SOLD 31.00 SHARES 12-20-23 AT A PRICE OF \$197.560000 LESS BROKER	6,123.63	- 5,242,602.49	6,123.63	- 5,242,602.49
22 Dec 23	COMMISSION OF \$.68 AND OTHER CHARGES OF \$.05 BROADCORT CAPITAL CORPORATION-SUB OF MLP APPLE INC COM STK				
22 Dec 23	SOLD 32.00 SHARES 12-20-23 AT A PRICE OF \$35.350000 LESS BROKER	1,130.49	- 5,241,472.00	1,130.49	- 5,241,472.00
22 Dec 23	COMMISSION OF \$.70 AND OTHER CHARGES OF \$.01 BROADCORT CAPITAL CORPORATION-SUB OF MLPF BORG WARNER INC COM				
22 Dec 23	SOLD 32.00 SHARES 12-20-23 AT A PRICE OF \$78.108400 LESS BROKER	2,498.75	- 5,238,973.25	2,498.75	- 5,238,973.25
22 Dec 23	COMMISSION OF \$.70 AND OTHER CHARGES OF \$.02 BROADCORT CAPITAL CORPORATION-SUB OF MLPF CVS HEALTH CORP COM				
22 Dec 23	SOLD 33.00 SHARES 12-20-23 AT A PRICE OF \$90.040000 LESS BROKER	2,970.57	- 5,236,002.68	2,970.57	- 5,236,002.68
22 Dec 23	COMMISSION OF \$.73 AND OTHER CHARGES OF \$.02 BROADCORT CAPITAL CORPORATION-SUB OF MLPF NETAPP INC COM STK				

Portfolio Statement

1 DEC 23 - 31 DEC 23

Account number XXXXXXXXXX
Account Name *UFCW TRI-STATE - WEDGE CAP-SL

Page 116 of 120

◆ Cash Activity Detail

Principal cash - USD

Value Date Entry Date	Transaction Narrative/ Security Description	Local Receipt/ Disbursement	USD Balance	Base Receipt/ Disbursement	Balance
22 Dec 23	SOLD 330.00 SHARES 12-20-23 AT A PRICE OF \$19.440000 LESS BROKER	6,407.89	- 5,229,594.79	6,407.89	- 5,229,594.79
22 Dec 23	COMMISSION OF \$7.26 AND OTHER CHARGES OF \$.05 BROADCORT CAPITAL CORPORATION-SUB OF ML REGIONS FINL CORP NEW COM				
22 Dec 23	SOLD 34.00 SHARES 12-20-23 AT A PRICE OF \$35.650000 LESS BROKER	1,211.34	- 5,228,383.45	1,211.34	- 5,228,383.45
22 Dec 23	COMMISSION OF \$.75 AND OTHER CHARGES OF \$.01 BROADCORT CAPITAL CORPORATION-SUB OF MLPF OGE ENERGY CORP COM				
22 Dec 23	SOLD 341.00 SHARES 12-20-23 AT A PRICE OF \$30.132600 LESS BROKER	10,267.64	- 5,218,115.81	10,267.64	- 5,218,115.81
22 Dec 23	COMMISSION OF \$.50 AND OTHER CHARGES OF \$.08 BROADCORT CAPITAL CORPORATION-SUB OF ML DROPBOX INC CL A CL A				
22 Dec 23	SOLD 37.00 SHARES 12-20-23 AT A PRICE OF \$77.825000 LESS BROKER	2,878.70	- 5,215,237.11	2,878.70	- 5,215,237.11
22 Dec 23	COMMISSION OF \$.81 AND OTHER CHARGES OF \$.02 BROADCORT CAPITAL CORPORATION-SUB OF MLPF STATE STR CORP COM				
22 Dec 23	SOLD 4.00 SHARES 12-20-23 AT A PRICE OF \$223.220000 LESS BROKER	892.78	- 5,214,344.33	892.78	- 5,214,344.33
22 Dec 23	COMMISSION OF \$.09 AND OTHER CHARGES OF \$.01 BROADCORT CAPITAL CORPORATION-SUB OF MLPF LAB CORP AMER HLDGS COM NEW				
22 Dec 23	SOLD 4.00 SHARES 12-20-23 AT A PRICE OF \$360.880000 LESS BROKER	1,443.42	- 5,212,900.91	1,443.42	- 5,212,900.91
22 Dec 23	COMMISSION OF \$.09 AND OTHER CHARGES OF \$.01 BROADCORT CAPITAL CORPORATION-SUB OF MLPF MURPHY USA INC COM				
22 Dec 23	SOLD 42.00 SHARES 12-20-23 AT A PRICE OF \$26.840000 LESS BROKER	1,126.35	- 5,211,774.56	1,126.35	- 5,211,774.56
22 Dec 23	COMMISSION OF \$.92 AND OTHER CHARGES OF \$.01 BROADCORT CAPITAL CORPORATION-SUB OF MLPF PPL CORP COM ISIN US69351T1060				
22 Dec 23	SOLD 42.00 SHARES 12-20-23 AT A PRICE OF \$30.600000 LESS BROKER	1,284.27	- 5,210,490.29	1,284.27	- 5,210,490.29
22 Dec 23	COMMISSION OF \$.92 AND OTHER CHARGES OF \$.01 BROADCORT CAPITAL CORPORATION-SUB OF MLPF RANGE RES CORP COM				
22 Dec 23	SOLD 43.00 SHARES 12-20-23 AT A PRICE OF \$314.302300 LESS BROKER	13,513.94	- 5,196,976.35	13,513.94	- 5,196,976.35
22 Dec 23	COMMISSION OF \$.95 AND OTHER CHARGES OF \$.11 BROADCORT CAPITAL CORPORATION-SUB OF MLP SUPER MICRO COMPUTER INC COM USD0.001				
22 Dec 23	SOLD 44.00 SHARES 12-20-23 AT A PRICE OF \$35.450000 LESS BROKER	1,558.82	- 5,195,417.53	1,558.82	- 5,195,417.53
22 Dec 23	COMMISSION OF \$.97 AND OTHER CHARGES OF \$.01 BROADCORT CAPITAL CORPORATION-SUB OF MLPF ADR BP P L C SPONSORED ADR				

Portfolio Statement

1 DEC 23 - 31 DEC 23

Account number XXXXXXXXXX
Account Name *UFCW TRI-STATE - WEDGE CAP-SL

◆ Cash Activity Detail

Page 117 of 120

Principal cash - USD

Value Date Entry Date	Transaction Narrative/ Security Description	Local Receipt/ Disbursement	USD Balance	Base Receipt/ Disbursement	Balance
22 Dec 23	SOLD 45.00 SHARES 12-20-23 AT A PRICE OF \$103.793800 LESS BROKER	4,669.69	- 5,190,747.84	4,669.69	- 5,190,747.84
22 Dec 23	COMMISSION OF \$.99 AND OTHER CHARGES OF \$.04 BROADCORT CAPITAL CORPORATION-SUB OF MLP PULTE GROUP INC				
22 Dec 23	SOLD 49.00 SHARES 12-20-23 AT A PRICE OF \$24.970000 LESS BROKER	1,222.44	- 5,189,525.40	1,222.44	- 5,189,525.40
22 Dec 23	COMMISSION OF \$1.08 AND OTHER CHARGES OF \$.01 BROADCORT CAPITAL CORPORATION-SUB OF MLP MARATHON OIL CORP COM				
22 Dec 23	SOLD 5.00 SHARES 12-20-23 AT A PRICE OF \$121.815000 LESS BROKER	608.96	- 5,188,916.44	608.96	- 5,188,916.44
22 Dec 23	COMMISSION OF \$.11 AND OTHER CHARGES OF \$.01 BROADCORT CAPITAL CORPORATION-SUB OF MLPF TRINET GROUP INC COM USD0.000025				
22 Dec 23	SOLD 5.00 SHARES 12-20-23 AT A PRICE OF \$124.775000 LESS BROKER	623.76	- 5,188,292.68	623.76	- 5,188,292.68
22 Dec 23	COMMISSION OF \$.11 AND OTHER CHARGES OF \$.01 BROADCORT CAPITAL CORPORATION-SUB OF MLPF BOISE CASCADE CO COM				
22 Dec 23	SOLD 5.00 SHARES 12-20-23 AT A PRICE OF \$314.615000 LESS BROKER	1,572.96	- 5,186,719.72	1,572.96	- 5,186,719.72
22 Dec 23	COMMISSION OF \$.11 AND OTHER CHARGES OF \$.01 BROADCORT CAPITAL CORPORATION-SUB OF MLPF CARLISLE COMPANIES INC COM				
22 Dec 23	SOLD 5.00 SHARES 12-20-23 AT A PRICE OF \$32.345000 LESS BROKER	161.61	- 5,186,558.11	161.61	- 5,186,558.11
22 Dec 23	COMMISSION OF \$.11 AND OTHER CHARGES OF \$.01 BROADCORT CAPITAL CORPORATION-SUB OF MLPF GENTEX CORP COM				
22 Dec 23	SOLD 5.00 SHARES 12-20-23 AT A PRICE OF \$380.115000 LESS BROKER	1,900.45	- 5,184,657.66	1,900.45	- 5,184,657.66
22 Dec 23	COMMISSION OF \$.11 AND OTHER CHARGES OF \$.02 BROADCORT CAPITAL CORPORATION-SUB OF MLPF AMERIPRISE FINL INC COM				
22 Dec 23	SOLD 5.00 SHARES 12-20-23 AT A PRICE OF \$574.565000 LESS BROKER	2,872.70	- 5,181,784.96	2,872.70	- 5,181,784.96
22 Dec 23	COMMISSION OF \$.11 AND OTHER CHARGES OF \$.02 BROADCORT CAPITAL CORPORATION-SUB OF MLPF UNITED RENTALS INC COM				
22 Dec 23	SOLD 5.00 SHARES 12-20-23 AT A PRICE OF \$61.600000 LESS BROKER	307.88	- 5,181,477.08	307.88	- 5,181,477.08
22 Dec 23	COMMISSION OF \$.11 AND OTHER CHARGES OF \$.01 BROADCORT CAPITAL CORPORATION-SUB OF MLPF PUB SERVICE ENTERPRISE GROUP INC COM				
22 Dec 23	SOLD 5.00 SHARES 12-20-23 AT A PRICE OF \$993.575000 LESS BROKER	4,967.73	- 5,176,509.35	4,967.73	- 5,176,509.35
22 Dec 23	COMMISSION OF \$.11 AND OTHER CHARGES OF \$.04 BROADCORT CAPITAL CORPORATION-SUB OF MLPF TRANSDIGM GROUP INC COM				

Portfolio Statement

1 DEC 23 - 31 DEC 23

Account number XXXXXXXXXX
Account Name *UFCW TRI-STATE - WEDGE CAP-SL

Page 118 of 120

◆ Cash Activity Detail

Principal cash - USD

Value Date Entry Date	Transaction Narrative/ Security Description	Local Receipt/ Disbursement	USD Balance	Base Receipt/ Disbursement	Balance
22 Dec 23	SOLD 56.00 SHARES 12-20-23 AT A PRICE OF \$39.041300 LESS BROKER	2,185.06	- 5,174,324.29	2,185.06	- 5,174,324.29
22 Dec 23	COMMISSION OF \$1.23 AND OTHER CHARGES OF \$.02 BROADCORT CAPITAL CORPORATION-SUB OF MLP SM ENERGY CO COM				
22 Dec 23	SOLD 59.00 SHARES 12-20-23 AT A PRICE OF \$161.026400 LESS BROKER	9,499.18	- 5,164,825.11	9,499.18	- 5,164,825.11
22 Dec 23	COMMISSION OF \$1.30 AND OTHER CHARGES OF \$.08 BROADCORT CAPITAL CORPORATION-SUB OF ML APPLIED MATERIALS INC COM				
22 Dec 23	SOLD 6.00 SHARES 12-20-23 AT A PRICE OF \$123.525000 LESS BROKER	741.01	- 5,164,084.10	741.01	- 5,164,084.10
22 Dec 23	COMMISSION OF \$.13 AND OTHER CHARGES OF \$.01 BROADCORT CAPITAL CORPORATION-SUB OF MLPF STEEL DYNAMICS INC COM				
22 Dec 23	SOLD 6.00 SHARES 12-20-23 AT A PRICE OF \$166.245000 LESS BROKER	997.33	- 5,163,086.77	997.33	- 5,163,086.77
22 Dec 23	COMMISSION OF \$.13 AND OTHER CHARGES OF \$.01 BROADCORT CAPITAL CORPORATION-SUB OF MLPF BUILDERS FIRSTSOURCE INC COM STK				
22 Dec 23	SOLD 6.00 SHARES 12-20-23 AT A PRICE OF \$203.910000 LESS BROKER	1,223.32	- 5,161,863.45	1,223.32	- 5,161,863.45
22 Dec 23	COMMISSION OF \$.13 AND OTHER CHARGES OF \$.01 BROADCORT CAPITAL CORPORATION-SUB OF MLPF ACUITY BRANDS INC COM				
22 Dec 23	SOLD 6.00 SHARES 12-20-23 AT A PRICE OF \$269.250000 LESS BROKER	1,615.36	- 5,160,248.09	1,615.36	- 5,160,248.09
22 Dec 23	COMMISSION OF \$.13 AND OTHER CHARGES OF \$.01 BROADCORT CAPITAL CORPORATION-SUB OF MLPF HCA HEALTHCARE INC COM				
22 Dec 23	SOLD 6.00 SHARES 12-20-23 AT A PRICE OF \$96.760000 LESS BROKER	580.42	- 5,159,667.67	580.42	- 5,159,667.67
22 Dec 23	COMMISSION OF \$.13 AND OTHER CHARGES OF \$.01 BROADCORT CAPITAL CORPORATION-SUB OF MLPF DUKE ENERGY CORP NEW COM NEW COM NEW				
22 Dec 23	SOLD 6.00 SHARES 12-20-23 AT A PRICE OF \$96.810000 LESS BROKER	580.72	- 5,159,086.95	580.72	- 5,159,086.95
22 Dec 23	COMMISSION OF \$.13 AND OTHER CHARGES OF \$.01 BROADCORT CAPITAL CORPORATION-SUB OF MLPF LYONDELLBASELL IND N V COM USD0.01 CL 'A'				
22 Dec 23	SOLD 60.00 SHARES 12-20-23 AT A PRICE OF \$34.490000 LESS BROKER	2,068.06	- 5,157,018.89	2,068.06	- 5,157,018.89
22 Dec 23	COMMISSION OF \$1.32 AND OTHER CHARGES OF \$.02 BROADCORT CAPITAL CORPORATION-SUB OF MLP BAKER HUGHES CO				
22 Dec 23	SOLD 64.00 SHARES 12-20-23 AT A PRICE OF \$49.611400 LESS BROKER	3,173.69	- 5,153,845.20	3,173.69	- 5,153,845.20
22 Dec 23	COMMISSION OF \$1.41 AND OTHER CHARGES OF \$.03 BROADCORT CAPITAL CORPORATION-SUB OF MLP FIDELITY NATL FINL INC NEW FORMERLY FIDELITY COMMON STOCK				

Portfolio Statement

1 DEC 23 - 31 DEC 23

Account number XXXXXXXXXX
Account Name *UFCW TRI-STATE - WEDGE CAP-SL

Page 119 of 120

◆ Cash Activity Detail

Principal cash - USD

Value Date Entry Date	Transaction Narrative/ Security Description	Local Receipt/ Disbursement	USD Balance	Base Receipt/ Disbursement	Balance
22 Dec 23	SOLD 66.00 SHARES 12-20-23 AT A PRICE OF \$104.248100 LESS BROKER	6,878.86	- 5,146,966.34	6,878.86	- 5,146,966.34
22 Dec 23	COMMISSION OF \$1.45 AND OTHER CHARGES OF \$.06 BROADCORT CAPITAL CORPORATION-SUB OF ML TOLL BROS INC COM				
22 Dec 23	SOLD 69.00 SHARES 12-20-23 AT A PRICE OF \$50.756500 LESS BROKER	3,500.65	- 5,143,465.69	3,500.65	- 5,143,465.69
22 Dec 23	COMMISSION OF \$1.52 AND OTHER CHARGES OF \$.03 BROADCORT CAPITAL CORPORATION-SUB OF MLP CITIGROUP INC COM NEW COM NEW				
22 Dec 23	SOLD 7.00 SHARES 12-20-23 AT A PRICE OF \$142.185000 LESS BROKER	995.14	- 5,142,470.55	995.14	- 5,142,470.55
22 Dec 23	COMMISSION OF \$.15 AND OTHER CHARGES OF \$.01 BROADCORT CAPITAL CORPORATION-SUB OF MLPF WESTLAKE CORPORATION COM USD0.01				
22 Dec 23	SOLD 7.00 SHARES 12-20-23 AT A PRICE OF \$153.702300 LESS BROKER	1,075.76	- 5,141,394.79	1,075.76	- 5,141,394.79
22 Dec 23	COMMISSION OF \$.15 AND OTHER CHARGES OF \$.01 BROADCORT CAPITAL CORPORATION-SUB OF MLPF DOVER CORP COM USD1.00				
22 Dec 23	SOLD 7.00 SHARES 12-20-23 AT A PRICE OF \$396.078500 LESS BROKER	2,772.38	- 5,138,622.41	2,772.38	- 5,138,622.41
22 Dec 23	COMMISSION OF \$.15 AND OTHER CHARGES OF \$.02 BROADCORT CAPITAL CORPORATION-SUB OF MLPF DILLARDS INC CL A COM				
22 Dec 23	SOLD 7.00 SHARES 12-20-23 AT A PRICE OF \$55.820000 LESS BROKER	390.58	- 5,138,231.83	390.58	- 5,138,231.83
22 Dec 23	COMMISSION OF \$.15 AND OTHER CHARGES OF \$.01 BROADCORT CAPITAL CORPORATION-SUB OF MLPF SONOCO PROD CO COM				
22 Dec 23	SOLD 7.00 SHARES 12-20-23 AT A PRICE OF \$95.910000 LESS BROKER	671.21	- 5,137,560.62	671.21	- 5,137,560.62
22 Dec 23	COMMISSION OF \$.15 AND OTHER CHARGES OF \$.01 BROADCORT CAPITAL CORPORATION-SUB OF MLPF EMERSON ELECTRIC CO COM				
22 Dec 23	SOLD 70.00 SHARES 12-20-23 AT A PRICE OF \$23.295200 LESS BROKER	1,629.11	- 5,135,931.51	1,629.11	- 5,135,931.51
22 Dec 23	COMMISSION OF \$1.54 AND OTHER CHARGES OF \$.01 BROADCORT CAPITAL CORPORATION-SUB OF MLP UGI CORP NEW COM				
22 Dec 23	SOLD 8.00 SHARES 12-20-23 AT A PRICE OF \$623.925000 LESS BROKER	4,991.18	- 5,130,940.33	4,991.18	- 5,130,940.33
22 Dec 23	COMMISSION OF \$1.18 AND OTHER CHARGES OF \$.04 BROADCORT CAPITAL CORPORATION-SUB OF MLPF INTUIT COM				
22 Dec 23	SOLD 82.00 SHARES 12-20-23 AT A PRICE OF \$86.999100 LESS BROKER	7,132.07	- 5,123,808.26	7,132.07	- 5,123,808.26
22 Dec 23	COMMISSION OF \$1.80 AND OTHER CHARGES OF \$.06 BROADCORT CAPITAL CORPORATION-SUB OF MLP AMDOCS ORD GBP0.01				

Portfolio Statement

1 DEC 23 - 31 DEC 23

Account number XXXXXXXXXX
Account Name *UFCW TRI-STATE - WEDGE CAP-SL

◆ Cash Activity Detail

Page 120 of 120

Principal cash - USD

Value Date Entry Date	Transaction Narrative/ Security Description	Local Receipt/ Disbursement	USD Balance	Base Receipt/ Disbursement	Balance
22 Dec 23	SOLD 84.00 SHARES 12-20-23 AT A PRICE OF \$57.720000 LESS BROKER	4,846.59	- 5,118,961.67	4,846.59	- 5,118,961.67
22 Dec 23	COMMISSION OF \$1.85 AND OTHER CHARGES OF \$.04 BROADCORT CAPITAL CORPORATION-SUB OF MLP FORTINET INC COM				
22 Dec 23	SOLD 9.00 SHARES 12-20-23 AT A PRICE OF \$105.550000 LESS BROKER	949.74	- 5,118,011.93	949.74	- 5,118,011.93
22 Dec 23	COMMISSION OF \$.20 AND OTHER CHARGES OF \$.01 BROADCORT CAPITAL CORPORATION-SUB OF MLPF 3M CO COM				
22 Dec 23	SOLD 9.00 SHARES 12-20-23 AT A PRICE OF \$37.895000 LESS BROKER	340.85	- 5,117,671.08	340.85	- 5,117,671.08
22 Dec 23	COMMISSION OF \$.20 AND OTHER CHARGES OF \$.01 BROADCORT CAPITAL CORPORATION-SUB OF MLPF VISTRA CORP COM USD0.01				
22 Dec 23	SOLD 9.00 SHARES 12-20-23 AT A PRICE OF \$69.850000 LESS BROKER	628.44	- 5,117,042.64	628.44	- 5,117,042.64
22 Dec 23	COMMISSION OF \$.20 AND OTHER CHARGES OF \$.01 BROADCORT CAPITAL CORPORATION-SUB OF MLPF EDISON INTL COM				
22 Dec 23	SOLD 9.00 SHARES 12-20-23 AT A PRICE OF \$79.905000 LESS BROKER	718.94	- 5,116,323.70	718.94	- 5,116,323.70
22 Dec 23	COMMISSION OF \$.20 AND OTHER CHARGES OF \$.01 BROADCORT CAPITAL CORPORATION-SUB OF MLPF TIMKEN CO COM				
22 Dec 23	TRANSFERRED TO INVESTMENT MANAGEMENT ADVISORY ACCOUNT XXXXXXXXXX , *UFCW	- 275,000.00	- 5,391,323.70	- 275,000.00	- 5,391,323.70
22 Dec 23	TRI-STATE - CONT/DISB-SL United States dollar				
26 Dec 23	PURCHASED 59.00 SHARES 12-21-23 AT A PRICE OF \$120.946100 PLUS BROKER	- 7,137.12	- 5,398,460.82	- 7,137.12	- 5,398,460.82
26 Dec 23	COMMISSION OF \$1.30 PIPER JAFFRAY & CO PVH CORP COM USD1				
26 Dec 23	Sold 7,040.870 Units 26-Dec-2023 at a price of 1.00 Net	7,040.87	- 5,391,419.95	7,040.87	- 5,391,419.95
26 Dec 23	NT COLLECTIVE SHORT TERM INVT FD				
27 Dec 23	PURCHASED 29.00 SHARES 12-22-23 AT A PRICE OF \$120.989900 PLUS BROKER	- 3,509.35	- 5,394,929.30	- 3,509.35	- 5,394,929.30
27 Dec 23	COMMISSION OF \$.64 PIPER JAFFRAY & CO PVH CORP COM USD1				
27 Dec 23	Sold 3,394.470 Units 27-Dec-2023 at a price of 1.00 Net	3,394.47	- 5,391,534.83	3,394.47	- 5,391,534.83
27 Dec 23	NT COLLECTIVE SHORT TERM INVT FD				
28 Dec 23	Purchased 546.550 Units 28-Dec-2023 at a price of 1.00 Net	- 546.55	- 5,392,081.38	- 546.55	- 5,392,081.38
28 Dec 23	NT COLLECTIVE SHORT TERM INVT FD				
29 Dec 23	Purchased 2,217.190 Units 29-Dec-2023 at a price of 1.00 Net	- 2,217.19	- 5,394,298.57	- 2,217.19	- 5,394,298.57
29 Dec 23	NT COLLECTIVE SHORT TERM INVT FD				
Ending cash balance			- 5,394,298.57		- 5,394,298.57

Portfolio Statements

1 DEC 23 - 31 DEC 23

◆ Contents

	Page
Change in Book and Market Value	1
Change in Cash Value	2
Asset Summary	3
Asset Detail - Base Currency	4
Investment Transaction Summary	11
Investment Transaction Detail	12
* Pending Tran Detail w/Accrued Interest	23
Income & Expense Summary	24
Income & Expense Detail - Base Currency	25
Funding & Disbursement Summary	34
Funding & Disbursement Detail	35
* Capital Change Detail	36
Cash Activity Detail	37

Account Name

UFCW TRI-STATE - JOHNSTON JOHNSTON ASSET MANAGEMENT

Account Number

██████████

Questions?

If you have any questions about this report, call your Northern Trust account administrator.

You may have the right under applicable federal banking law to receive, at no additional cost, separate notifications of securities transactions effected for your account. If you wish to receive separate notifications, please contact your relationship officer.

*No Data Available

Northern Trust

Generated by Northern Trust from periodic data on 12 Jan 24

Portfolio Statement

1 DEC 23 - 31 DEC 23

Account number [REDACTED]
Account Name *UFCW TRI-STATE - JOHNSTON-SL

◆ Notifications

Please note that this report has been created using the best available data. This report may also contain information provided by third parties, derived by third parties or derived from third party data and/or data that may have been categorized or otherwise reported based upon client direction - Northern Trust assumes no responsibility for the accuracy, timeliness or completeness of any such information. If you have questions regarding third party data or direction as it relates to this report, please contact your Northern Trust relationship team.

The term "Tax Credit" refers to local market terminology for the taxation associated with an income event. It makes no representation or warranty relating to the ability of the recipient to utilize the value as a "credit", "offset" or other benefit for their own tax purposes. Investors should seek their own tax advice relating to the specific tax considerations of investments in such markets. The Tax Credit is informational only data in the context of this report.

Please note where a client may be eligible to reclaim taxes, these are calculated and accrued for as a tax recoverable on ex date. The net amount may include the accrual of withholding taxes, tax credits or both.

Unitized fund trades may be using a preliminary or last known NAV price. The settlement NAV of the fund may not yet be known to Northern Trust and is subject to change.

Northern Trust records impairment entries pursuant to client direction. Impairment entries recorded to satisfy financial accounting and reporting requirements may not be suitable for tax or for other regulatory reporting purposes. Determining appropriate impairment adjustments is the responsibility of the client.

Although most valuation statements are received periodically from the relevant provider, pricing information may be received by Northern Trust as often as daily. As such, pricing information reported within this template, when scheduled against 'Daily Reporting', may be more current than the valuation statement date information. In these instances, the 'Price Date' field will indicate this with a date more current than the Valuation Statement and Statement Received dates.

Please note that this status summary report has been prepared using best available data, including data provided by the fund company and/or client which may, where indicated, represent preliminary or estimated values. The values contained in the status summary report are not intended to represent or suggest any statement about fair value. This report may also utilize information provided by other third parties, derived by third parties or from third party data and/or data that may have been categorized or otherwise reported based upon client direction - Northern Trust assumes no responsibility for the accuracy, timeliness or completeness of any such information. Northern Trust assumes no responsibility for the consequences of investment decisions made in reliance on information contained in this report. If you have questions regarding third party data or direction as it relates to this report, please contact your Northern Trust relationship team.

Although this report has been prepared using information believed to be reliable, it may contain information provided by third parties or derived from third party information, and/or information that may have been obtained from, categorized or otherwise reported based upon client direction. The Northern Trust Company does not guarantee the accuracy, timeliness or completeness of any such information. The information included in this report is intended to assist clients with their financial reporting needs, but you must consult with your accountants, auditors and/or legal counsel to ensure your accounting and financial reporting complies with applicable laws, regulations and accounting guidance. The Northern Trust Company and its affiliates shall have no responsibility for the consequences of investment decisions made in reliance on information contained in this report.

Portfolio Statement

1 DEC 23 - 31 DEC 23

Account number [REDACTED]
Account Name *UFCW TRI-STATE - JOHNSTON-SL

◆ Change in Book and Market Value

Page 1 of 42

	Cost	Market value	For more information
Opening balance	1,586,009.14	3,334,546.43	
Interportfolio Transfers Out	- 250,000.00	- 250,000.00	See funding & disbursement summary
Total disbursements	- 250,000.00	- 250,000.00	See funding & disbursement summary
Income received	3,535.24	3,535.24	See income & expense summary, cash activity detail
Expenses paid	- 52.87	- 52.87	See income & expense summary
Unrealized gain/loss change	0.00	58,296.75	See asset summary
Realized gain/loss	133,237.89	133,237.89	See realized gain/loss summary
Accrued income change	- 38.24	- 38.24	See income & expense summary
Closing balance	1,472,691.16	3,279,525.20	

Portfolio Statement

1 DEC 23 - 31 DEC 23

Account number [REDACTED]
Account Name *UFCW TRI-STATE - JOHNSTON-SL

◆ Change in Cash Value

Page 2 of 42

	Market value	Cost	For more information
Opening balance	0.00	0.00	
Interportfolio transfers out	- 250,000.00	- 250,000.00	See funding & disbursement summary
Total disbursements	- 250,000.00	- 250,000.00	See funding & disbursement summary
Income received	3,535.24	3,535.24	See income & expense summary, cash activity detail
Expenses paid	- 52.87	- 52.87	See income & expense summary
Securities bought	- 267,407.12	- 267,407.12	See investment transaction summary
Securities sold	513,924.75	513,924.75	See investment transaction summary
Closing balance	0.00	0.00	

Portfolio Statement

31 DEC 2023

Account number XXXXXXXXXX
Account Name *UFCW TRI-STATE - JOHNSTON-SL

Page 3 of 42

◆ Asset Summary

Country	Accrued income/expense	Market value	Cost	Market	Unrealized gain/loss	Translation	Total	Market value incl. accruals	%
<i>Equities</i>									
Common stock									
India - USD	0.00	86,236.35	65,141.50	21,094.85		0.00	21,094.85	86,236.35	2.630%
Netherlands - USD	0.00	111,267.24	8,310.90	102,956.34		0.00	102,956.34	111,267.24	3.393%
United Kingdom - USD	0.00	111,801.00	61,774.39	50,026.61		0.00	50,026.61	111,801.00	3.409%
United States - USD	2,008.00	2,962,111.24	1,329,355.00	1,632,756.24		0.00	1,632,756.24	2,964,119.24	90.383%
Total common stock	2,008.00	3,271,415.83	1,464,581.79	1,806,834.04		0.00	1,806,834.04	3,273,423.83	99.814%
Total equities	2,008.00	3,271,415.83	1,464,581.79	1,806,834.04		0.00	1,806,834.04	3,273,423.83	99.814%
<i>Cash and Cash Equivalents</i>									
Funds - short term investment									
United States - USD	99.79	6,001.58	6,001.58	0.00		0.00	0.00	6,101.37	0.186%
Total funds - short term investment	99.79	6,001.58	6,001.58	0.00		0.00	0.00	6,101.37	0.186%
Total cash and cash equivalents	99.79	6,001.58	6,001.58	0.00		0.00	0.00	6,101.37	0.186%
Total Unrealized Gains							1,913,318.65		
Total Unrealized Losses							- 106,484.61		
Total	2,107.79	3,277,417.41	1,470,583.37	1,806,834.04		0.00	1,806,834.04	3,279,525.20	100.000%

Total Cost incl. Accruals **1,472,691.16**

Portfolio Statement

31 DEC 2023

Account number XXXXXXXXXX
Account Name *UFCW TRI-STATE - JOHNSTON-SL

Page 4 of 42

◆ Asset Detail - Base Currency

Asset Detail Description/Asset ID Investment Mgr ID Shares/PAR value	Base Currency Exchange rate/ Local market price	Accrued income/expense	Market value	Cost	Unrealized gain/loss		Total	
					Market	Translation		
Equities								
Common stock								
India - USD								
ADR HDFC BK LTD ADR REPSTG 3 SHS CUSIP: 40415F101								
HDB	1,285.00	67.1100000	0.00	86,236.35	65,141.50	21,094.85	0.00	21,094.85
Total USD		0.00	86,236.35	65,141.50	21,094.85	0.00		21,094.85
Total India		0.00	86,236.35	65,141.50	21,094.85	0.00		21,094.85
Netherlands - USD								
ADR ASML HLDG NV NY REG 2012 (POST REV SPLIT) CUSIP: N07059210								
ASML	147.00	756.9200000	0.00	111,267.24	8,310.90	102,956.34	0.00	102,956.34
Total USD		0.00	111,267.24	8,310.90	102,956.34	0.00		102,956.34
Total Netherlands		0.00	111,267.24	8,310.90	102,956.34	0.00		102,956.34
United Kingdom - USD								
ADR ASTRAZENECA PLC SPONSORED ADR UNITEDKINGDOM CUSIP: 046353108								
AZN	1,660.00	67.3500000	0.00	111,801.00	61,774.39	50,026.61	0.00	50,026.61

Portfolio Statement

31 DEC 2023

Account number XXXXXXXXXX
Account Name *UFCW TRI-STATE - JOHNSTON-SL

Page 5 of 42

◆ Asset Detail - Base Currency

Asset Detail Description/Asset ID Investment Mgr ID Shares/PAR value	Base Currency Exchange rate/ Local market price	Accrued income/expense	Market value	Cost	Unrealized gain/loss		Total	
					Market	Translation		
Equities								
Common stock								
Total USD		0.00	111,801.00	61,774.39	50,026.61	0.00	50,026.61	
Total United Kingdom		0.00	111,801.00	61,774.39	50,026.61	0.00	50,026.61	
United States - USD								
ADOBE INC COM CUSIP: 00724F101								
ADBE	197.00	596.6000000	0.00	117,530.20	5,680.84	111,849.36	0.00	111,849.36
ADVANCED ENERGY INDS INC COM CUSIP: 007973100								
	505.00	108.9200000	0.00	55,004.60	34,033.78	20,970.82	0.00	20,970.82
ALBEMARLE CORP COM CUSIP: 012653101								
	385.00	144.4800000	166.00	55,624.80	28,469.18	27,155.62	0.00	27,155.62
ALPHABET INC CAPITAL STOCK USD0.001 CL A CUSIP: 02079K305								
GOOGL	1,085.00	139.6900000	0.00	151,563.65	14,827.55	136,736.10	0.00	136,736.10
APPLE INC COM STK CUSIP: 037833100								
AAPL	905.00	192.5300000	0.00	174,239.65	16,028.58	158,211.07	0.00	158,211.07

Portfolio Statement

31 DEC 2023

Account number XXXXXXXXXX
Account Name *UFCW TRI-STATE - JOHNSTON-SL

Page 6 of 42

◆ Asset Detail - Base Currency

Asset Detail		Base Currency		Unrealized gain/loss				
Description/Asset ID	Investment Mgr ID	Exchange rate/ Local market price	Accrued income/expense	Market value	Cost	Market	Translation	Total
Shares/PAR value								
<i>Equities</i>								
Common stock								
AUTOMATIC DATA PROCESSING INC COM CUSIP: 053015103								
410.00	232.9700000	602.00	95,517.70	11,491.99	84,025.71	0.00		84,025.71
BECTON DICKINSON & CO COM CUSIP: 075887109								
BDX	365.00	243.8300000	0.00	88,997.95	83,633.64	5,364.31	0.00	5,364.31
COMCAST CORP NEW-CL A CUSIP: 20030N101								
2,225.00	43.8500000	0.00	97,566.25	27,673.28	69,892.97	0.00		69,892.97
CORTEVA INC COM USD0.01 WI CUSIP: 22052L104								
CTVA	1,350.00	47.9200000	0.00	64,692.00	77,015.79	- 12,323.79	0.00	- 12,323.79
CURTISS WRIGHT CORP COM CUSIP: 231561101								
310.00	222.7900000	0.00	69,064.90	60,742.63	8,322.27	0.00		8,322.27
DENTSPLY SIRONA INC COM CUSIP: 24906P109								
2,280.00	35.5900000	319.20	81,145.20	110,478.78	- 29,333.58	0.00		- 29,333.58
EDWARDS LIFESCIENCES CORP COM CUSIP: 28176E108								
EW	1,000.00	76.2500000	0.00	76,250.00	7,383.33	68,866.67	0.00	68,866.67

Portfolio Statement

31 DEC 2023

Account number XXXXXXXXXX
Account Name *UFCW TRI-STATE - JOHNSTON-SL

Page 7 of 42

◆ Asset Detail - Base Currency

Asset Detail		Base Currency		Unrealized gain/loss				
Description/Asset ID	Investment Mgr ID	Exchange rate/ Local market price	Accrued income/expense	Market value	Cost	Market	Translation	Total
Shares/PAR value								
<i>Equities</i>								
Common stock								
FMC CORP COM (NEW) CUSIP: 302491303								
850.00		63.0500000	493.00	53,592.50	39,354.76	14,237.74	0.00	14,237.74
HOWMET AEROSPACE INC COM USD1.00 WI CUSIP: 443201108								
3,100.00		54.1200000	0.00	167,772.00	102,687.34	65,084.66	0.00	65,084.66
ILLUMINA INC COM CUSIP: 452327109								
340.00		139.2400000	0.00	47,341.60	72,981.34	- 25,639.74	0.00	- 25,639.74
IQVIA HLDGS INC COM USD0.01 CUSIP: 46266C105								
460.00		231.3800000	0.00	106,434.80	40,299.61	66,135.19	0.00	66,135.19
JOHNSON & JOHNSON COM USD1 JNJ CUSIP: 478160104								
520.00		156.7400000	0.00	81,504.80	34,822.37	46,682.43	0.00	46,682.43
MARSH & MCLENNAN CO'S INC COM CUSIP: 571748102								
740.00		189.4700000	0.00	140,207.80	19,068.73	121,139.07	0.00	121,139.07
MASTERCARD INC CL A MA CUSIP: 57636Q104								
350.00		426.5100000	0.00	149,278.50	33,161.05	116,117.45	0.00	116,117.45

Portfolio Statement

31 DEC 2023

Account number XXXXXXXXXX
Account Name *UFCW TRI-STATE - JOHNSTON-SL

Page 8 of 42

◆ Asset Detail - Base Currency

Asset Detail		Base Currency		Unrealized gain/loss				
Description/Asset ID	Investment Mgr ID	Exchange rate/ Local market price	Accrued income/expense	Market value	Cost	Market	Translation	Total
Shares/PAR value								
Equities								
Common stock								
MEDTRONIC PLC COMMON STOCK			STOCK	CUSIP: G5960L103				
MDT	620.00	82.3800000	427.80	51,075.60	46,661.20	4,414.40	0.00	4,414.40
MICROSOFT CORP COM				CUSIP: 594918104				
MSFT	450.00	376.0400000	0.00	169,218.00	13,059.24	156,158.76	0.00	156,158.76
NVIDIA CORP COM				CUSIP: 67066G104				
NVDA	448.00	495.2200000	0.00	221,858.56	16,239.26	205,619.30	0.00	205,619.30
PAYPAL HLDGS INC COM				CUSIP: 70450Y103				
PYPL	490.00	61.4100000	0.00	30,090.90	46,376.93	- 16,286.03	0.00	- 16,286.03
STANLEY BLACK & DECKER INC COM				CUSIP: 854502101				
	475.00	98.1000000	0.00	46,597.50	40,839.90	5,757.60	0.00	5,757.60
UNITEDHEALTH GROUP INC COM				CUSIP: 91324P102				
UNH	160.00	526.4700000	0.00	84,235.20	56,297.23	27,937.97	0.00	27,937.97
UNIVERSAL DISPLAY CORP COM				CUSIP: 91347P105				
	665.00	191.2600000	0.00	127,187.90	100,130.34	27,057.56	0.00	27,057.56

Portfolio Statement

31 DEC 2023

Account number XXXXXXXXXX
Account Name *UFCW TRI-STATE - JOHNSTON-SL

Page 9 of 42

◆ Asset Detail - Base Currency

Description/Asset ID Investment Mgr ID Shares/PAR value	Base Currency Exchange rate/ Local market price	Accrued income/expense	Market value	Cost	Unrealized gain/loss		Total
					Market	Translation	
Equities							
Common stock							
VERTEX PHARMACEUTICALS INC COM CUSIP: 92532F100							
350.00	406.8900000	0.00	142,411.50	56,304.39	86,107.11	0.00	86,107.11
VERTIV HOLDINGS LLC COM USD0.0001 CUSIP: 92537N108							
3,666.00	48.0300000	0.00	176,077.98	70,681.27	105,396.71	0.00	105,396.71
WOLFSPEED INC COM USD0.00125 CUSIP: 977852102							
920.00	43.5100000	0.00	40,029.20	62,930.67	- 22,901.47	0.00	- 22,901.47
Total USD							
		2,008.00	2,962,111.24	1,329,355.00	1,632,756.24	0.00	1,632,756.24
Total United States							
		2,008.00	2,962,111.24	1,329,355.00	1,632,756.24	0.00	1,632,756.24
Total Common Stock							
28,713.00		2,008.00	3,271,415.83	1,464,581.79	1,806,834.04	0.00	1,806,834.04
Total Equities							
28,713.00		2,008.00	3,271,415.83	1,464,581.79	1,806,834.04	0.00	1,806,834.04

Portfolio Statement

31 DEC 2023

Account number XXXXXXXXXX
Account Name *UFCW TRI-STATE - JOHNSTON-SL

Page 10 of 42

◆ Asset Detail - Base Currency

						Unrealized gain/loss		
Description/Asset ID	Investment Mgr ID	Exchange rate/ Local market price	Accrued income/expense	Market value	Cost	Market	Translation	Total
Shares/PAR value								

Cash and Cash Equivalents

Funds - short term investment

United States - USD

NT COLLECTIVE SHORT TERM INVT FD CUSIP: 66586U452
V1034911301

6,001.58	1.0000000	99.79	6,001.58	6,001.58	0.00	0.00	0.00
----------	-----------	-------	----------	----------	------	------	------

Total USD		99.79	6,001.58	6,001.58	0.00	0.00	0.00
-----------	--	-------	----------	----------	------	------	------

Total United States		99.79	6,001.58	6,001.58	0.00	0.00	0.00
---------------------	--	-------	----------	----------	------	------	------

Total Funds - Short Term Investment

6,001.58		99.79	6,001.58	6,001.58	0.00	0.00	0.00
----------	--	-------	----------	----------	------	------	------

Total Cash and Cash Equivalents

6,001.58		99.79	6,001.58	6,001.58	0.00	0.00	0.00
----------	--	-------	----------	----------	------	------	------

Total	34,714.58	2,107.79	3,277,417.41	1,470,583.37	1,806,834.04	0.00	1,806,834.04
--------------	------------------	-----------------	---------------------	---------------------	---------------------	-------------	---------------------

++ Informational Only Asset - an asset that is not held in the account but that is included in Northern Trust's reports at the client's request solely as a matter of convenience to the client. Custodial and other responsibilities for this asset rest solely with the client or another custodian. Northern Trust has no custodial or other responsibilities for this asset, and the asset is not an asset of any Northern Trust account for purposes of the applicable account agreement.

Portfolio Statement

1 DEC 23 - 31 DEC 23

Account number XXXXXXXXXX
Account Name *UFCW TRI-STATE - JOHNSTON-SL

◆ Investment Transaction Summary

Page 11 of 42

Asset Type	Principal	Transaction Amount Accrued Interest	Adjustment Amt	Cost	Market	Realized Gain/Loss Translation	Total
<i>Purchases</i>							
Equities							
Common stock	-13,032.80	0.00	0.00	13,032.80	0.00	0.00	0.00
Total equities	-13,032.80	0.00	0.00	13,032.80	0.00	0.00	0.00
Cash and Cash Equivalents							
Funds - short term investment	-254,374.32	0.00	0.00	254,374.32	0.00	0.00	0.00
Total cash and cash equivalents	-254,374.32	0.00	0.00	254,374.32	0.00	0.00	0.00
Total purchases	-267,407.12	0.00	0.00	267,407.12	0.00	0.00	0.00
<i>Sales</i>							
Equities							
Common stock	255,651.21	0.00	0.00	-122,413.32	133,237.89	0.00	133,237.89
Total equities	255,651.21	0.00	0.00	-122,413.32	133,237.89	0.00	133,237.89
Cash and Cash Equivalents							
Funds - short term investment	258,273.54	0.00	0.00	-258,273.54	0.00	0.00	0.00
Total cash and cash equivalents	258,273.54	0.00	0.00	-258,273.54	0.00	0.00	0.00
Total sales	513,924.75	0.00	0.00	-380,686.86	133,237.89	0.00	133,237.89
Total	246,517.63	0.00	0.00	-113,279.74	133,237.89	0.00	133,237.89

Portfolio Statement

1 DEC 23 - 31 DEC 23

Account number XXXXXXXXXX
Account Name *UFCW TRI-STATE - JOHNSTON-SL

Investment Transaction Detail

Page 12 of 42

Trade Date	Security Description						Realized Gain/Loss		
Settle Date	Asset ID / Ticker	Shares/PAR	Principal	Transaction Amount	Adjustment Amt	Cost	Market	Translation	Total
Trade Status	Broker / Commission Narrative	Price		Accrued Interest					

Purchases

Equities

Common stock

United States - USD

4 Dec 23	CURTISS WRIGHT CORP COM	60.000	-13,032.80	0.00	0.00	13,032.80	0.00	0.00	0.00
6 Dec 23	CUSIP: 231561101 / CW								
Settled	WILLIAM BLAIR & COMPANY, L.L.C. / 2.25	217.175800							
	PURCHASED 60.00 SHARES								
	12-04-23 AT A PRICE OF								
	\$217.175800 PLUS BROKER								
	COMMISSION OF \$2.25 WILLIAM								
	BLAIR & COMPANY, L.L.C.								
Total United States - USD			-13,032.80	0.00	0.00	13,032.80	0.00	0.00	0.00
Total common stock			-13,032.80	0.00	0.00	13,032.80	0.00	0.00	0.00
Total equities			-13,032.80	0.00	0.00	13,032.80	0.00	0.00	0.00

Cash and Cash Equivalents

Funds - short term investment

United States - USD

1 Dec 23	NT COLLECTIVE SHORT TERM INVT FD	105.500	-105.50	0.00	0.00	105.50	0.00	0.00	0.00
1 Dec 23	CUSIP: 66586U452 /								
Settled		1.000000							
	Purchased 105.500 Units								
	01-Dec-2023 at a price of 1.00								
	Net								
5 Dec 23	NT COLLECTIVE SHORT TERM INVT FD	1,001.380	-1,001.38	0.00	0.00	1,001.38	0.00	0.00	0.00
5 Dec 23	CUSIP: 66586U452 /								
Settled		1.000000							
	Purchased 1,001.380 Units								
	05-Dec-2023 at a price of 1.00								
	Net								
7 Dec 23	NT COLLECTIVE SHORT TERM INVT FD	193.030	-193.03	0.00	0.00	193.03	0.00	0.00	0.00
7 Dec 23	CUSIP: 66586U452 /								
Settled		1.000000							
	Purchased 193.030 Units								
	07-Dec-2023 at a price of 1.00								
	Net								

Portfolio Statement

1 DEC 23 - 31 DEC 23

Account number XXXXXXXXXX
Account Name *UFCW TRI-STATE - JOHNSTON-SL

Investment Transaction Detail

Page 13 of 42

Trade Date Settle Date Trade Status	Security Description Asset ID / Ticker Broker / Commission Narrative	Shares/PAR Price	Principal	Transaction Amount Accrued Interest	Adjustment Amt	Cost	Realized Gain/Loss		
							Market	Translation	Total
<i>Purchases</i>									
Cash and Cash Equivalents									
12 Dec 23 12 Dec 23 Settled	NT COLLECTIVE SHORT TERM INVT FD CUSIP: 66586U452 / Purchased 338.400 Units 12-Dec-2023 at a price of 1.00 Net	338.400 1.000000	-338.40	0.00	0.00	338.40	0.00	0.00	0.00
14 Dec 23 14 Dec 23 Settled	NT COLLECTIVE SHORT TERM INVT FD CUSIP: 66586U452 / Purchased 390.000 Units 14-Dec-2023 at a price of 1.00 Net	390.000 1.000000	-390.00	0.00	0.00	390.00	0.00	0.00	0.00
15 Dec 23 15 Dec 23 Settled	NT COLLECTIVE SHORT TERM INVT FD CUSIP: 66586U452 / Purchased 232.000 Units 15-Dec-2023 at a price of 1.00 Net	232.000 1.000000	-232.00	0.00	0.00	232.00	0.00	0.00	0.00
18 Dec 23 18 Dec 23 Settled	NT COLLECTIVE SHORT TERM INVT FD CUSIP: 66586U452 / Purchased 65.040 Units 18-Dec-2023 at a price of 1.00 Net	65.040 1.000000	-65.04	0.00	0.00	65.04	0.00	0.00	0.00
19 Dec 23 19 Dec 23 Settled	NT COLLECTIVE SHORT TERM INVT FD CUSIP: 66586U452 / Purchased 417.150 Units 19-Dec-2023 at a price of 1.00 Net	417.150 1.000000	-417.15	0.00	0.00	417.15	0.00	0.00	0.00
20 Dec 23 20 Dec 23 Settled	NT COLLECTIVE SHORT TERM INVT FD CUSIP: 66586U452 / Purchased 250,891.950 Units 20-Dec-2023 at a price of 1.00 Net	250,891.950 1.000000	-250,891.95	0.00	0.00	250,891.95	0.00	0.00	0.00

Portfolio Statement

1 DEC 23 - 31 DEC 23

Account number XXXXXXXXXX
Account Name *UFCW TRI-STATE - JOHNSTON-SL

Investment Transaction Detail

Page 14 of 42

Trade Date	Security Description	Shares/PAR					Realized Gain/Loss		
Settle Date	Asset ID / Ticker		Principal	Transaction Amount	Adjustment Amt	Cost	Market	Translation	Total
Trade Status	Broker / Commission Narrative	Price		Accrued Interest					

Purchases

Cash and Cash Equivalents

27 Dec 23	NT COLLECTIVE SHORT TERM INVT FD	101.650	-101.65	0.00	0.00	101.65	0.00	0.00	0.00
27 Dec 23	CUSIP: 66586U452 /								
Settled		1.000000							
	Purchased 101.650 Units								
	27-Dec-2023 at a price of 1.00								
	Net								
28 Dec 23	NT COLLECTIVE SHORT TERM INVT FD	18.720	-18.72	0.00	0.00	18.72	0.00	0.00	0.00
28 Dec 23	CUSIP: 66586U452 /								
Settled		1.000000							
	Purchased 18.720 Units								
	28-Dec-2023 at a price of 1.00								
	Net								
29 Dec 23	NT COLLECTIVE SHORT TERM INVT FD	619.500	-619.50	0.00	0.00	619.50	0.00	0.00	0.00
29 Dec 23	CUSIP: 66586U452 /								
Settled		1.000000							
	Purchased 619.500 Units								
	29-Dec-2023 at a price of 1.00								
	Net								
Total United States - USD			-254,374.32	0.00	0.00	254,374.32	0.00	0.00	0.00
Total funds - short term investment			-254,374.32	0.00	0.00	254,374.32	0.00	0.00	0.00
Total cash and cash equivalents			-254,374.32	0.00	0.00	254,374.32	0.00	0.00	0.00
Total purchases		254,434.32	-267,407.12	0.00	0.00	267,407.12	0.00	0.00	0.00

Sales

Equities

Common stock

India - USD

18 Dec 23	ADR HDFC BK LTD ADR REPSTG 3 SHS	-100.000	6,603.19	0.00	0.00	-5,069.38	1,533.81	0.00	1,533.81
20 Dec 23	CUSIP: 40415F101 / HDB								
Settled	ISI GROUP INC. / 3.75	66.070000							
	OTHER CHARGES: .06								
	SOLD 100.00 SHARES 12-18-23 AT								
	A PRICE OF \$66.070000 LESS								
	BROKER COMMISSION OF \$3.75 AND								
	OTHER CHARGES OF \$.06 ISI								
	GROUP INC.								

Portfolio Statement

1 DEC 23 - 31 DEC 23

Account number XXXXXXXXXX
Account Name *UFCW TRI-STATE - JOHNSTON-SL

Investment Transaction Detail

Page 15 of 42

Trade Date Settle Date Trade Status	Security Description Asset ID / Ticker Broker / Commission Narrative	Shares/PAR Price	Principal	Transaction Amount Accrued Interest	Adjustment Amt	Cost	Realized Gain/Loss		Total
							Market	Translation	
Sales									
Equities									
Total India - USD			6,603.19	0.00	0.00	-5,069.38	1,533.81	0.00	1,533.81
Netherlands - USD									
18 Dec 23 20 Dec 23 Settled	ADR ASML HLDG NV NY REG 2012 (POST REV SPLIT) CUSIP: N07059210 / ASML ISI GROUP INC. / 1.13 OTHER CHARGES: .18 SOLD 30.00 SHARES 12-18-23 AT A PRICE OF \$738.567000 LESS BROKER COMMISSION OF \$1.13 AND OTHER CHARGES OF \$.18 ISI GROUP INC.	-30.000 738.567000	22,155.70	0.00	0.00	-1,696.10	20,459.60	0.00	20,459.60
Total Netherlands - USD			22,155.70	0.00	0.00	-1,696.10	20,459.60	0.00	20,459.60
United Kingdom - USD									
18 Dec 23 20 Dec 23 Settled	ADR ASTRAZENECA PLC SPONSORED ADR UNITEDKINGDOM CUSIP: 046353108 / AZN ISI GROUP INC. / 7.50 OTHER CHARGES: .11 SOLD 200.00 SHARES 12-18-23 AT A PRICE OF \$65.570000 LESS BROKER COMMISSION OF \$7.50 AND OTHER CHARGES OF \$.11 ISI GROUP INC.	-200.000 65.570000	13,106.39	0.00	0.00	-7,442.70	5,663.69	0.00	5,663.69
Total United Kingdom - USD			13,106.39	0.00	0.00	-7,442.70	5,663.69	0.00	5,663.69
United States - USD									
18 Dec 23 20 Dec 23 Settled	ADOBE INC COM CUSIP: 00724F101 / ADBE ISI GROUP INC. / .75 OTHER CHARGES: .10 SOLD 20.00 SHARES 12-18-23 AT A PRICE OF \$587.572000 LESS BROKER COMMISSION OF \$.75 AND OTHER CHARGES OF \$.10 ISI GROUP INC.	-20.000 587.572000	11,750.59	0.00	0.00	-576.74	11,173.85	0.00	11,173.85

Portfolio Statement

1 DEC 23 - 31 DEC 23

Account number XXXXXXXXXX
Account Name *UFCW TRI-STATE - JOHNSTON-SL

Investment Transaction Detail

Page 16 of 42

Trade Date Settle Date Trade Status	Security Description	Shares/PAR Price	Principal	Transaction Amount Accrued Interest	Adjustment Amt	Cost	Realized Gain/Loss		Total
	Asset ID / Ticker Broker / Commission Narrative						Market	Translation	
Sales									
Equities									
18 Dec 23 20 Dec 23 Settled	ALBEMARLE CORP COM CUSIP: 012653101 / ALB ISI GROUP INC. / 1.13 OTHER CHARGES: .04 SOLD 30.00 SHARES 12-18-23 AT A PRICE OF \$145.340000 LESS BROKER COMMISSION OF \$1.13 AND OTHER CHARGES OF \$.04 ISI GROUP INC.	-30.000 145.340000	4,359.03	0.00	0.00	-2,218.38	2,140.65	0.00	2,140.65
18 Dec 23 20 Dec 23 Settled	ALPHABET INC CAPITAL STOCK USD0.001 CL A CUSIP: 02079K305 / GOOGL ISI GROUP INC. / 1.88 OTHER CHARGES: .06 SOLD 50.00 SHARES 12-18-23 AT A PRICE OF \$135.480000 LESS BROKER COMMISSION OF \$1.88 AND OTHER CHARGES OF \$.06 ISI GROUP INC.	-50.000 135.480000	6,772.06	0.00	0.00	-683.30	6,088.76	0.00	6,088.76
18 Dec 23 20 Dec 23 Settled	APPLE INC COM STK CUSIP: 037833100 / AAPL ISI GROUP INC. / 3.75 OTHER CHARGES: .16 SOLD 100.00 SHARES 12-18-23 AT A PRICE OF \$195.285000 LESS BROKER COMMISSION OF \$3.75 AND OTHER CHARGES OF \$.16 ISI GROUP INC.	-100.000 195.285000	19,524.59	0.00	0.00	-1,771.11	17,753.48	0.00	17,753.48
18 Dec 23 20 Dec 23 Settled	AUTOMATIC DATA PROCESSING INC COM CUSIP: 053015103 / ADP ISI GROUP INC. / .75 OTHER CHARGES: .04 SOLD 20.00 SHARES 12-18-23 AT A PRICE OF \$234.540000 LESS BROKER COMMISSION OF \$.75 AND OTHER CHARGES OF \$.04 ISI GROUP INC.	-20.000 234.540000	4,690.01	0.00	0.00	-560.58	4,129.43	0.00	4,129.43

Portfolio Statement

1 DEC 23 - 31 DEC 23

Account number XXXXXXXXXX
Account Name *UFCW TRI-STATE - JOHNSTON-SL

Investment Transaction Detail

Page 17 of 42

Trade Date Settle Date Trade Status	Security Description	Shares/PAR Price	Principal	Transaction Amount Accrued Interest	Adjustment Amt	Cost	Realized Gain/Loss		Total
	Asset ID / Ticker Broker / Commission Narrative						Market	Translation	
Sales									
Equities									
4 Dec 23 6 Dec 23 Settled	BECTON DICKINSON & CO COM CUSIP: 075887109 / BDX WILLIAM BLAIR & COMPANY, L.L.C. / .75 OTHER CHARGES: .04 SOLD 20.00 SHARES 12-04-23 AT A PRICE OF \$238.002300 LESS BROKER COMMISSION OF \$.75 AND OTHER CHARGES OF \$.04 WILLIAM BLAIR & COMPANY, L.L.C.	-20.000 238.002300	4,759.26	0.00	0.00	-4,582.67	176.59	0.00	176.59
18 Dec 23 20 Dec 23 Settled	BECTON DICKINSON & CO COM CUSIP: 075887109 / BDX ISI GROUP INC. / .75 OTHER CHARGES: .04 SOLD 20.00 SHARES 12-18-23 AT A PRICE OF \$238.280000 LESS BROKER COMMISSION OF \$.75 AND OTHER CHARGES OF \$.04 ISI GROUP INC.	-20.000 238.280000	4,764.81	0.00	0.00	-4,582.66	182.15	0.00	182.15
18 Dec 23 20 Dec 23 Settled	COMCAST CORP NEW-CL A CUSIP: 20030N101 / CMCSA ISI GROUP INC. / 3.75 OTHER CHARGES: .04 SOLD 100.00 SHARES 12-18-23 AT A PRICE OF \$44.640000 LESS BROKER COMMISSION OF \$3.75 AND OTHER CHARGES OF \$.04 ISI GROUP INC.	-100.000 44.640000	4,460.21	0.00	0.00	-1,243.74	3,216.47	0.00	3,216.47
18 Dec 23 20 Dec 23 Settled	CORTEVA INC COM USD0.01 WI CUSIP: 22052L104 / CTVA ISI GROUP INC. / 3.75 OTHER CHARGES: .04 SOLD 100.00 SHARES 12-18-23 AT A PRICE OF \$46.980000 LESS BROKER COMMISSION OF \$3.75 AND OTHER CHARGES OF \$.04 ISI GROUP INC.	-100.000 46.980000	4,694.21	0.00	0.00	-5,704.87	-1,010.66	0.00	-1,010.66

Portfolio Statement

1 DEC 23 - 31 DEC 23

Account number XXXXXXXXXX
Account Name *UFCW TRI-STATE - JOHNSTON-SL

Investment Transaction Detail

Page 18 of 42

Trade Date Settle Date Trade Status	Security Description	Shares/PAR Price	Principal	Transaction Amount Accrued Interest	Adjustment Amt	Cost	Realized Gain/Loss		Total
	Asset ID / Ticker Broker / Commission Narrative						Market	Translation	
Sales									
Equities									
18 Dec 23 20 Dec 23 Settled	DENTSPLY SIRONA INC COM CUSIP: 24906P109 / XRAY ISI GROUP INC. / 18.75 OTHER CHARGES: .14 SOLD 500.00 SHARES 12-18-23 AT A PRICE OF \$33.904000 LESS BROKER COMMISSION OF \$18.75 AND OTHER CHARGES OF \$.14 ISI GROUP INC.	-500.000 33.904000	16,933.11	0.00	0.00	-24,227.80	-7,294.69	0.00	-7,294.69
18 Dec 23 20 Dec 23 Settled	EDWARDS LIFESCIENCES CORP COM CUSIP: 28176E108 / EW ISI GROUP INC. / 3.75 OTHER CHARGES: .07 SOLD 100.00 SHARES 12-18-23 AT A PRICE OF \$75.990000 LESS BROKER COMMISSION OF \$3.75 AND OTHER CHARGES OF \$.07 ISI GROUP INC.	-100.000 75.990000	7,595.18	0.00	0.00	-738.33	6,856.85	0.00	6,856.85
18 Dec 23 20 Dec 23 Settled	HOWMET AEROSPACE INC COM USD1.00 WI CUSIP: 443201108 / HWM ISI GROUP INC. / 7.50 OTHER CHARGES: .09 SOLD 200.00 SHARES 12-18-23 AT A PRICE OF \$53.387500 LESS BROKER COMMISSION OF \$7.50 AND OTHER CHARGES OF \$.09 ISI GROUP INC.	-200.000 53.387500	10,669.91	0.00	0.00	-6,624.99	4,044.92	0.00	4,044.92
18 Dec 23 20 Dec 23 Settled	IQVIA HLDGS INC COM USD0.01 CUSIP: 46266C105 / IQV ISI GROUP INC. / 1.50 OTHER CHARGES: .08 SOLD 40.00 SHARES 12-18-23 AT A PRICE OF \$225.153000 LESS BROKER COMMISSION OF \$1.50 AND OTHER CHARGES OF \$.08 ISI GROUP INC.	-40.000 225.153000	9,004.54	0.00	0.00	-3,504.31	5,500.23	0.00	5,500.23

Portfolio Statement

1 DEC 23 - 31 DEC 23

Account number XXXXXXXXXX
Account Name *UFCW TRI-STATE - JOHNSTON-SL

Investment Transaction Detail

Page 19 of 42

Trade Date	Security Description						Realized Gain/Loss		
Settle Date	Asset ID / Ticker	Shares/PAR	Principal	Transaction Amount	Adjustment Amt	Cost	Market	Translation	Total
Trade Status	Broker / Commission Narrative	Price		Accrued Interest					

Sales

Equities

18 Dec 23	JOHNSON & JOHNSON COM USD1	-25.000	3,883.90	0.00	0.00	-1,674.15	2,209.75	0.00	2,209.75
20 Dec 23	CUSIP: 478160104 / JNJ								
Settled	ISI GROUP INC. / .94	155.395000							
	OTHER CHARGES: .04								
	SOLD 25.00 SHARES 12-18-23 AT								
	A PRICE OF \$155.395000 LESS								
	BROKER COMMISSION OF \$.94 AND								
	OTHER CHARGES OF \$.04 ISI								
	GROUP INC.								
18 Dec 23	MARSH & MCLENNAN CO'S INC COM	-40.000	7,589.23	0.00	0.00	-1,030.74	6,558.49	0.00	6,558.49
20 Dec 23	CUSIP: 571748102 / MMC								
Settled	ISI GROUP INC. / 1.50	189.770000							
	OTHER CHARGES: .07								
	SOLD 40.00 SHARES 12-18-23 AT								
	A PRICE OF \$189.770000 LESS								
	BROKER COMMISSION OF \$1.50 AND								
	OTHER CHARGES OF \$.07 ISI								
	GROUP INC.								
18 Dec 23	MEDTRONIC PLC COMMON STOCK	-50.000	4,146.08	0.00	0.00	-3,763.00	383.08	0.00	383.08
20 Dec 23	STOCK								
Settled	CUSIP: G5960L103 / MDT	82.960000							
	ISI GROUP INC. / 1.88								
	OTHER CHARGES: .04								
	SOLD 50.00 SHARES 12-18-23 AT								
	A PRICE OF \$82.960000 LESS								
	BROKER COMMISSION OF \$1.88 AND								
	OTHER CHARGES OF \$.04 ISI								
	GROUP INC.								
18 Dec 23	MICROSOFT CORP COM	-30.000	11,149.78	0.00	0.00	-870.62	10,279.16	0.00	10,279.16
20 Dec 23	CUSIP: 594918104 / MSFT								
Settled	ISI GROUP INC. / 1.13	371.700000							
	OTHER CHARGES: .09								
	SOLD 30.00 SHARES 12-18-23 AT								
	A PRICE OF \$371.700000 LESS								
	BROKER COMMISSION OF \$1.13 AND								
	OTHER CHARGES OF \$.09 ISI								
	GROUP INC.								

Portfolio Statement

1 DEC 23 - 31 DEC 23

Account number XXXXXXXXXX
Account Name *UFCW TRI-STATE - JOHNSTON-SL

Investment Transaction Detail

Page 20 of 42

Trade Date Settle Date Trade Status	Security Description	Shares/PAR Price	Principal	Transaction Amount Accrued Interest	Adjustment Amt	Cost	Realized Gain/Loss		Total
	Asset ID / Ticker Broker / Commission Narrative						Market	Translation	
Sales									
Equities									
18 Dec 23 20 Dec 23 Settled	NVIDIA CORP COM CUSIP: 67066G104 / NVDA ISI GROUP INC. / .75 OTHER CHARGES: .08 SOLD 20.00 SHARES 12-18-23 AT A PRICE OF \$498.480000 LESS BROKER COMMISSION OF \$.75 AND OTHER CHARGES OF \$.08 ISI GROUP INC.	-20.000 498.480000	9,968.77	0.00	0.00	-724.97	9,243.80	0.00	9,243.80
18 Dec 23 20 Dec 23 Settled	PAYPAL HLDGS INC COM CUSIP: 70450Y103 / PYPL ISI GROUP INC. / 3.75 OTHER CHARGES: .05 SOLD 100.00 SHARES 12-18-23 AT A PRICE OF \$61.255000 LESS BROKER COMMISSION OF \$3.75 AND OTHER CHARGES OF \$.05 ISI GROUP INC.	-100.000 61.255000	6,121.70	0.00	0.00	-9,464.68	-3,342.98	0.00	-3,342.98
18 Dec 23 20 Dec 23 Settled	STANLEY BLACK & DECKER INC COM CUSIP: 854502101 / SWK ISI GROUP INC. / 1.50 OTHER CHARGES: .04 SOLD 40.00 SHARES 12-18-23 AT A PRICE OF \$97.465000 LESS BROKER COMMISSION OF \$1.50 AND OTHER CHARGES OF \$.04 ISI GROUP INC.	-40.000 97.465000	3,897.06	0.00	0.00	-3,439.15	457.91	0.00	457.91
18 Dec 23 20 Dec 23 Settled	UNITEDHEALTH GROUP INC COM CUSIP: 91324P102 / UNH ISI GROUP INC. / .75 OTHER CHARGES: .09 SOLD 20.00 SHARES 12-18-23 AT A PRICE OF \$527.930000 LESS BROKER COMMISSION OF \$.75 AND OTHER CHARGES OF \$.09 ISI GROUP INC.	-20.000 527.930000	10,557.76	0.00	0.00	-7,037.15	3,520.61	0.00	3,520.61

Portfolio Statement

1 DEC 23 - 31 DEC 23

Account number XXXXXXXXXX
Account Name *UFCW TRI-STATE - JOHNSTON-SL

◆ Investment Transaction Detail

Page 21 of 42

Trade Date Settle Date Trade Status	Security Description	Shares/PAR Price	Principal	Transaction Amount Accrued Interest	Adjustment Amt	Cost	Realized Gain/Loss		Total
	Asset ID / Ticker						Market	Translation	
	Broker / Commission								
	Narrative								
Sales									
Equities									
18 Dec 23 20 Dec 23 Settled	UNIVERSAL DISPLAY CORP COM CUSIP: 91347P105 / OLED ISI GROUP INC. / 2.25 OTHER CHARGES: .09 SOLD 60.00 SHARES 12-18-23 AT A PRICE OF \$183.390000 LESS BROKER COMMISSION OF \$2.25 AND OTHER CHARGES OF \$.09 ISI GROUP INC.	-60.000 183.390000	11,001.06	0.00	0.00	-9,034.32	1,966.74	0.00	1,966.74
18 Dec 23 20 Dec 23 Settled	VERTEX PHARMACEUTICALS INC COM CUSIP: 92532F100 / VRTX ISI GROUP INC. / 1.50 OTHER CHARGES: .13 SOLD 40.00 SHARES 12-18-23 AT A PRICE OF \$404.933800 LESS BROKER COMMISSION OF \$1.50 AND OTHER CHARGES OF \$.13 ISI GROUP INC.	-40.000 404.933800	16,195.72	0.00	0.00	-6,434.79	9,760.93	0.00	9,760.93
18 Dec 23 20 Dec 23 Settled	VERTIV HOLDINGS LLC COM USD0.0001 CUSIP: 92537N108 / VRT ISI GROUP INC. / 15.00 OTHER CHARGES: .16 SOLD 400.00 SHARES 12-18-23 AT A PRICE OF \$48.281300 LESS BROKER COMMISSION OF \$15.00 AND OTHER CHARGES OF \$.16 ISI GROUP INC.	-400.000 48.281300	19,297.36	0.00	0.00	-7,712.09	11,585.27	0.00	11,585.27
Total United States - USD			213,785.93	0.00	0.00	-108,205.14	105,580.79	0.00	105,580.79
Total common stock			255,651.21	0.00	0.00	-122,413.32	133,237.89	0.00	133,237.89
Total equities			255,651.21	0.00	0.00	-122,413.32	133,237.89	0.00	133,237.89

Portfolio Statement

1 DEC 23 - 31 DEC 23

Account number XXXXXXXXXX
Account Name *UFCW TRI-STATE - JOHNSTON-SL

Investment Transaction Detail

Page 22 of 42

Trade Date Settle Date Trade Status	Security Description Asset ID / Ticker Broker / Commission Narrative	Shares/PAR Price	Principal	Transaction Amount Accrued Interest	Adjustment Amt	Cost	Realized Gain/Loss		
							Market	Translation	Total
Sales									
Cash and Cash Equivalents									
Funds - short term investment									
United States - USD									
6 Dec 23 6 Dec 23 Settled	NT COLLECTIVE SHORT TERM INVT FD CUSIP: 66586U452 / Sold 8,273.540 Units 06-Dec-2023 at a price of 1.00 Net	-8,273.540 1.000000	8,273.54	0.00	0.00	-8,273.54	0.00	0.00	0.00
22 Dec 23 22 Dec 23 Settled	NT COLLECTIVE SHORT TERM INVT FD CUSIP: 66586U452 / Sold 250,000.000 Units 22-Dec-2023 at a price of 1.00 Net	-250,000.000 1.000000	250,000.00	0.00	0.00	-250,000.00	0.00	0.00	0.00
Total United States - USD			258,273.54	0.00	0.00	-258,273.54	0.00	0.00	0.00
Total funds - short term investment			258,273.54	0.00	0.00	-258,273.54	0.00	0.00	0.00
Total cash and cash equivalents			258,273.54	0.00	0.00	-258,273.54	0.00	0.00	0.00
Total sales			-260,728.54	513,924.75	0.00	0.00	-380,686.86	133,237.89	0.00 133,237.89
Total transactions			246,517.63	0.00	0.00	-113,279.74	133,237.89	0.00	133,237.89

Portfolio Statement

31 DEC 23

Account Name *UFCW TRI-STATE - JOHNSTON-SL Account number [REDACTED]

◆ Pending Tran Detail w/Accrued Interest

Page 23 of 42

				<u>Security description</u>		<u>Cost/Market</u>	<u>Accrued Interest</u>	<u>Total</u>
				<u>Asset Id</u>		<u>Local Proceeds</u>	<u>Local</u>	<u>Local Proceeds</u>
<u>Trade date/</u>						<u>Base Proceeds</u>	<u>Base</u>	<u>Base Proceeds</u>
<u>Settle date</u>	<u>Country</u>	<u>Trade Status</u>		<u>Trade Expenses</u>	<u>Shares/PAR</u>	<u>Base Market</u>	<u>Market</u>	<u>Base Market</u>

NO DATA TO REPORT

Portfolio Statement

1 DEC 23 - 31 DEC 23

Account number XXXXXXXXXX
Account Name *UFCW TRI-STATE - JOHNSTON-SL

◆ Income & Expense Summary

Page 24 of 42

Type	Receivables last period	Receivables this period	Amount received	Tax recoverable last period	Tax recoverable this period	Tax reclaims received	Accrual receipts/ deliveries	Earned income
<i>Income</i>								
Equities								
Common stock	1,793.20	2,008.00	3,064.50	0.00	0.00	0.00	0.00	3,279.30
Total equities	1,793.20	2,008.00	3,064.50	0.00	0.00	0.00	0.00	3,279.30
Cash and cash equivalents								
Funds - short term investment	352.83	99.79	362.46	0.00	0.00	0.00	0.00	109.42
Total cash and cash equivalents	352.83	99.79	362.46	0.00	0.00	0.00	0.00	109.42
Securities lending								
	0.00	0.00	108.28	0.00	0.00	0.00	0.00	108.28
Total securities lending	0.00	0.00	108.28	0.00	0.00	0.00	0.00	108.28
Total income	2,146.03	2,107.79	3,535.24	0.00	0.00	0.00	0.00	3,497.00
Type	Payables last period	Payables this period	Amount paid	Tax recoverable last period	Tax recoverable this period	Tax reclaims received	Accrual receipts/ deliveries	Expenses recognized
<i>Expense</i>								
Cash and cash equivalents								
Funds - short term investment	0.00	0.00	- 9.63	0.00	0.00	0.00	0.00	- 9.63
Total cash and cash equivalents	0.00	0.00	- 9.63	0.00	0.00	0.00	0.00	- 9.63
Expenses								
Securities lending fees	0.00	0.00	- 43.24	0.00	0.00	0.00	0.00	- 43.24
Total expenses	0.00	0.00	- 43.24	0.00	0.00	0.00	0.00	- 43.24
Total expense	0.00	0.00	- 52.87	0.00	0.00	0.00	0.00	- 52.87
Net income & expenses	2,146.03	2,107.79	3,482.37	0.00	0.00	0.00	0.00	3,444.13

Portfolio Statement

1 DEC 23 - 31 DEC 23

Account number XXXXXXXXXX
Account Name *UFCW TRI-STATE - JOHNSTON-SL

◆ Income & Expense Detail - Base Currency

Page 25 of 42

Description Asset ID/Dates	Rate Shares/PAR	Gross Amount	Tax Recoverable	Tax Withheld	Tax Credit	Net Amount	Transaction Type
<i>Income</i>							
Equities							
Common Stock							
Netherlands - USD							
ADR ASML HLDG NV NY REG 2012 (POST REV SPLIT) CUSIP: N07059210 Ex date: 07 DEC 23 / Pay date: 07 DEC 23	.0000 177.000	193.03	0.00	0.00	0.00	193.03	Received this period
United States - USD							
ADVANCED ENERGY INDS INC COM CUSIP: 007973100 Ex date: 17 NOV 23 / Pay date: 01 DEC 23	.1000 555.000	55.50	0.00	0.00	0.00	55.50	Receivable last period
CORTEVA INC COM USD0.01 WI CUSIP: 22052L104 Ex date: 30 NOV 23 / Pay date: 15 DEC 23	.1600 1,450.000	232.00	0.00	0.00	0.00	232.00	Receivable last period
CURTISS WRIGHT CORP COM CUSIP: 231561101 Ex date: 21 NOV 23 / Pay date: 01 DEC 23	.2000 250.000	50.00	0.00	0.00	0.00	50.00	Receivable last period
JOHNSON & JOHNSON COM USD1 CUSIP: 478160104 Ex date: 20 NOV 23 / Pay date: 05 DEC 23	1.1900 545.000	648.55	0.00	0.00	0.00	648.55	Receivable last period
MICROSOFT CORP COM CUSIP: 594918104 Ex date: 15 NOV 23 / Pay date: 14 DEC 23	.7500 520.000	390.00	0.00	0.00	0.00	390.00	Receivable last period
STANLEY BLACK & DECKER INC COM CUSIP: 854502101 Ex date: 30 NOV 23 / Pay date: 19 DEC 23	.8100 515.000	417.15	0.00	0.00	0.00	417.15	Receivable last period
ALBEMARLE CORP COM CUSIP: 012653101 Ex date: 14 DEC 23 / Pay date: 02 JAN 24	.4000 415.000	166.00	0.00	0.00	0.00	166.00	Receivable this period
AUTOMATIC DATA PROCESSING INC COM CUSIP: 053015103 Ex date: 07 DEC 23 / Pay date: 01 JAN 24	1.4000 430.000	602.00	0.00	0.00	0.00	602.00	Receivable this period
DENTSPLY SIRONA INC COM CUSIP: 24906P109 Ex date: 28 DEC 23 / Pay date: 12 JAN 24	.1400 2,280.000	319.20	0.00	0.00	0.00	319.20	Receivable this period

Portfolio Statement

1 DEC 23 - 31 DEC 23

Account number XXXXXXXXXX
Account Name *UFCW TRI-STATE - JOHNSTON-SL

◆ Income & Expense Detail - Base Currency

Page 26 of 42

Description Asset ID/Dates	Rate Shares/PAR	Gross Amount	Tax Recoverable	Tax Withheld	Tax Credit	Net Amount	Transaction Type
<i>Income</i>							
Equities							
Common Stock							
FMC CORP COM (NEW)	.5800 850.000	493.00	0.00	0.00	0.00	493.00	Receivable this period
CUSIP: 302491303 Ex date: 28 DEC 23 / Pay date: 18 JAN 24							
MEDTRONIC PLC COMMON STOCK	.6900 620.000	427.80	0.00	0.00	0.00	427.80	Receivable this period
CUSIP: G5960L103 Ex date: 19 DEC 23 / Pay date: 12 JAN 24							
ADVANCED ENERGY INDS INC COM	.1000 458.000	45.80	0.00	0.00	0.00	45.80	Received this period
CUSIP: 007973100 Ex date: 17 NOV 23 / Pay date: 01 DEC 23							
ADVANCED ENERGY INDS INC COM	.1000 50.000	5.00	0.00	0.00	0.00	5.00	Received this period
CUSIP: 007973100 Ex date: 17 NOV 23 / Pay date: 01 DEC 23							
ADVANCED ENERGY INDS INC COM	.1000 47.000	4.70	0.00	0.00	0.00	4.70	Received this period
CUSIP: 007973100 Ex date: 17 NOV 23 / Pay date: 01 DEC 23							
BECTON DICKINSON & CO COM	.9500 385.000	365.75	0.00	0.00	0.00	365.75	Received this period
CUSIP: 075887109 Ex date: 07 DEC 23 / Pay date: 29 DEC 23							
CORTEVA INC COM USD0.01 WI	.1600 1,450.000	232.00	0.00	0.00	0.00	232.00	Received this period
CUSIP: 22052L104 Ex date: 30 NOV 23 / Pay date: 15 DEC 23							
CURTISS WRIGHT CORP COM	.2000 250.000	50.00	0.00	0.00	0.00	50.00	Received this period
CUSIP: 231561101 Ex date: 21 NOV 23 / Pay date: 01 DEC 23							
JOHNSON & JOHNSON COM USD1	1.1900 545.000	648.55	0.00	0.00	0.00	648.55	Received this period
CUSIP: 478160104 Ex date: 20 NOV 23 / Pay date: 05 DEC 23							
MICROSOFT CORP COM	.7500 520.000	390.00	0.00	0.00	0.00	390.00	Received this period
CUSIP: 594918104 Ex date: 15 NOV 23 / Pay date: 14 DEC 23							
NVIDIA CORP COM	.0400 468.000	18.72	0.00	0.00	0.00	18.72	Received this period
CUSIP: 67066G104 Ex date: 05 DEC 23 / Pay date: 28 DEC 23							

Portfolio Statement

1 DEC 23 - 31 DEC 23

Account number XXXXXXXXXX
Account Name *UFCW TRI-STATE - JOHNSTON-SL

◆ Income & Expense Detail - Base Currency

Page 27 of 42

Description Asset ID/Dates	Rate Shares/PAR	Gross Amount	Tax Recoverable	Tax Withheld	Tax Credit	Net Amount	Transaction Type
<i>Income</i>							
Equities							
Common Stock							
STANLEY BLACK & DECKER INC COM	.8100 515.000	417.15	0.00	0.00	0.00	417.15	Received this period
CUSIP: 854502101 Ex date: 30 NOV 23 / Pay date: 19 DEC 23							
UNITEDHEALTH GROUP INC COM	1.8800 180.000	338.40	0.00	0.00	0.00	338.40	Received this period
CUSIP: 91324P102 Ex date: 01 DEC 23 / Pay date: 12 DEC 23							
UNIVERSAL DISPLAY CORP COM	.3500 725.000	253.75	0.00	0.00	0.00	253.75	Received this period
CUSIP: 91347P105 Ex date: 14 DEC 23 / Pay date: 29 DEC 23							
VERTIV HOLDINGS LLC COM USD0.0001	.0250 4,066.000	101.65	0.00	0.00	0.00	101.65	Received this period
CUSIP: 92537N108 Ex date: 08 DEC 23 / Pay date: 27 DEC 23							
Total Common Stock		1,793.20	0.00	0.00	0.00	1,793.20	Receivable last period
		2,008.00	0.00	0.00	0.00	2,008.00	Receivable this period
		3,064.50	0.00	0.00	0.00	3,064.50	Received this period
		0.00	0.00	0.00	0.00	0.00	Income received from prior
		0.00	0.00	0.00	0.00	0.00	Broker commissions recaptured
		0.00	0.00	0.00	0.00	0.00	Tax recoverable last period
		0.00	0.00	0.00	0.00	0.00	Tax recoverable this period
		0.00	0.00	0.00	0.00	0.00	Tax reclaims received
		0.00	0.00	0.00	0.00	0.00	Income purchased this period
		0.00	0.00	0.00	0.00	0.00	Income sold this period
		0.00	0.00	0.00	0.00	0.00	Tax recoverable received this period
		0.00	0.00	0.00	0.00	0.00	Tax recoverable delivered this period
		0.00	0.00	0.00	0.00	0.00	Accrued income received this period
		0.00	0.00	0.00	0.00	0.00	Accrued income delivered this period
		3,279.30	0.00	0.00	0.00	3,279.30	Earned income
Total Equities		1,793.20	0.00	0.00	0.00	1,793.20	Receivable last period
		2,008.00	0.00	0.00	0.00	2,008.00	Receivable this period
		3,064.50	0.00	0.00	0.00	3,064.50	Received this period
		0.00	0.00	0.00	0.00	0.00	Income received from prior
		0.00	0.00	0.00	0.00	0.00	Broker commissions recaptured
		0.00	0.00	0.00	0.00	0.00	Tax recoverable last period
		0.00	0.00	0.00	0.00	0.00	Tax recoverable this period
		0.00	0.00	0.00	0.00	0.00	Tax reclaims received
		0.00	0.00	0.00	0.00	0.00	Income purchased this period
		0.00	0.00	0.00	0.00	0.00	Income sold this period

Portfolio Statement

1 DEC 23 - 31 DEC 23

Account number XXXXXXXXXX
Account Name *UFCW TRI-STATE - JOHNSTON-SL

◆ Income & Expense Detail - Base Currency

Page 28 of 42

Description Asset ID/Dates	Rate Shares/PAR	Gross Amount	Tax Recoverable	Tax Withheld	Tax Credit	Net Amount	Transaction Type
<i>Income</i>							
Equities							
Common Stock							
		0.00	0.00	0.00	0.00	0.00	Tax recoverable received this period
		0.00	0.00	0.00	0.00	0.00	Tax recoverable delivered this period
		0.00	0.00	0.00	0.00	0.00	Accrued income received this period
		0.00	0.00	0.00	0.00	0.00	Accrued income delivered this period
		3,279.30	0.00	0.00	0.00	3,279.30	Earned income
<i>Income</i>							
Cash and Cash Equivalents							
Funds - Short Term Investment							
United States - USD							
NT COLLECTIVE SHORT TERM INVT FD	5.6596 0.000	352.83	0.00	0.00	0.00	352.83	Receivable last period
CUSIP: 66586U452							
NT COLLECTIVE SHORT TERM INVT FD	5.6496 0.000	99.79	0.00	0.00	0.00	99.79	Receivable this period
CUSIP: 66586U452							
NT COLLECTIVE SHORT TERM INVT FD	.0000 0.000	362.46	0.00	0.00	0.00	362.46	Received this period
CUSIP: 66586U452 Ex date: 30 NOV 23 / Pay date: 05 DEC 23							
Total Funds - Short Term Investment		352.83	0.00	0.00	0.00	352.83	Receivable last period
		99.79	0.00	0.00	0.00	99.79	Receivable this period
		362.46	0.00	0.00	0.00	362.46	Received this period
		0.00	0.00	0.00	0.00	0.00	Income received from prior
		0.00	0.00	0.00	0.00	0.00	Broker commissions recaptured
		0.00	0.00	0.00	0.00	0.00	Tax recoverable last period
		0.00	0.00	0.00	0.00	0.00	Tax recoverable this period
		0.00	0.00	0.00	0.00	0.00	Tax reclaims received
		0.00	0.00	0.00	0.00	0.00	Income purchased this period
		0.00	0.00	0.00	0.00	0.00	Income sold this period
		0.00	0.00	0.00	0.00	0.00	Tax recoverable received this period
		0.00	0.00	0.00	0.00	0.00	Tax recoverable delivered this period
		0.00	0.00	0.00	0.00	0.00	Accrued income received this period
		0.00	0.00	0.00	0.00	0.00	Accrued income delivered this period
		109.42	0.00	0.00	0.00	109.42	Earned income

Portfolio Statement

1 DEC 23 - 31 DEC 23

Account number XXXXXXXXXX
Account Name *UFCW TRI-STATE - JOHNSTON-SL

◆ Income & Expense Detail - Base Currency

Page 29 of 42

Description Asset ID/Dates	Rate Shares/PAR	Gross Amount	Tax Recoverable	Tax Withheld	Tax Credit	Net Amount	Transaction Type
<i>Income</i>							
Cash and Cash Equivalents							
Funds - Short Term Investment							
<hr/>							
Total Cash and Cash Equivalents		352.83	0.00	0.00	0.00	352.83	Receivable last period
		99.79	0.00	0.00	0.00	99.79	Receivable this period
		362.46	0.00	0.00	0.00	362.46	Received this period
		0.00	0.00	0.00	0.00	0.00	Income received from prior
		0.00	0.00	0.00	0.00	0.00	Broker commissions recaptured
		0.00	0.00	0.00	0.00	0.00	Tax recoverable last period
		0.00	0.00	0.00	0.00	0.00	Tax recoverable this period
		0.00	0.00	0.00	0.00	0.00	Tax reclaims received
		0.00	0.00	0.00	0.00	0.00	Income purchased this period
		0.00	0.00	0.00	0.00	0.00	Income sold this period
		0.00	0.00	0.00	0.00	0.00	Tax recoverable received this period
		0.00	0.00	0.00	0.00	0.00	Tax recoverable delivered this period
		0.00	0.00	0.00	0.00	0.00	Accrued income received this period
		0.00	0.00	0.00	0.00	0.00	Accrued income delivered this period
		<hr/> 109.42	<hr/> 0.00	<hr/> 0.00	<hr/> 0.00	<hr/> 109.42	<hr/> Earned income

Income

Securities Lending

United States - USD

SECURITIES LENDING INCOME FROM GLOBAL EQUITY SECURITIES CUSIP: 999938343 Ex date: 15 DEC 23 / Pay date: 15 DEC 23	.0000 0.000	20.12	0.00	0.00	0.00	20.12	Received this period
<hr/>							
SECURITIES LENDING INCOME FROM LENDING US CORPORATE SECURITIES CUSIP: 999938327 Ex date: 15 DEC 23 / Pay date: 15 DEC 23	.0000 0.000	88.16	0.00	0.00	0.00	88.16	Received this period
<hr/>							
Total		0.00	0.00	0.00	0.00	0.00	Receivable last period
		0.00	0.00	0.00	0.00	0.00	Receivable this period
		108.28	0.00	0.00	0.00	108.28	Received this period
		0.00	0.00	0.00	0.00	0.00	Income received from prior
		0.00	0.00	0.00	0.00	0.00	Broker commissions recaptured
		0.00	0.00	0.00	0.00	0.00	Tax recoverable last period
		0.00	0.00	0.00	0.00	0.00	Tax recoverable this period
		0.00	0.00	0.00	0.00	0.00	Tax reclaims received
		0.00	0.00	0.00	0.00	0.00	Income purchased this period
		0.00	0.00	0.00	0.00	0.00	Income sold this period

Portfolio Statement

1 DEC 23 - 31 DEC 23

Account number [REDACTED]
Account Name *UFCW TRI-STATE - JOHNSTON-SL

◆ Income & Expense Detail - Base Currency

Page 30 of 42

Description Asset ID/Dates	Rate Shares/PAR	Gross Amount	Tax Recoverable	Tax Withheld	Tax Credit	Net Amount	Transaction Type
<i>Income</i>							
Securities Lending							
		0.00	0.00	0.00	0.00	0.00	Tax recoverable received this period
		0.00	0.00	0.00	0.00	0.00	Tax recoverable delivered this period
		0.00	0.00	0.00	0.00	0.00	Accrued income received this period
		0.00	0.00	0.00	0.00	0.00	Accrued income delivered this period
		108.28	0.00	0.00	0.00	108.28	Earned income
<hr/>							
Total Securities Lending		0.00	0.00	0.00	0.00	0.00	Receivable last period
		0.00	0.00	0.00	0.00	0.00	Receivable this period
		108.28	0.00	0.00	0.00	108.28	Received this period
		0.00	0.00	0.00	0.00	0.00	Income received from prior
		0.00	0.00	0.00	0.00	0.00	Broker commissions recaptured
		0.00	0.00	0.00	0.00	0.00	Tax recoverable last period
		0.00	0.00	0.00	0.00	0.00	Tax recoverable this period
		0.00	0.00	0.00	0.00	0.00	Tax reclaims received
		0.00	0.00	0.00	0.00	0.00	Income purchased this period
		0.00	0.00	0.00	0.00	0.00	Income sold this period
		0.00	0.00	0.00	0.00	0.00	Tax recoverable received this period
		0.00	0.00	0.00	0.00	0.00	Tax recoverable delivered this period
		0.00	0.00	0.00	0.00	0.00	Accrued income received this period
		0.00	0.00	0.00	0.00	0.00	Accrued income delivered this period
		108.28	0.00	0.00	0.00	108.28	Earned income
<hr/>							
Total Income		2,146.03	0.00	0.00	0.00	2,146.03	Receivable last period
		2,107.79	0.00	0.00	0.00	2,107.79	Receivable this period
		3,535.24	0.00	0.00	0.00	3,535.24	Received this period
		0.00	0.00	0.00	0.00	0.00	Income received from prior
		0.00	0.00	0.00	0.00	0.00	Broker commissions recaptured
		0.00	0.00	0.00	0.00	0.00	Tax recoverable last period
		0.00	0.00	0.00	0.00	0.00	Tax recoverable this period
		0.00	0.00	0.00	0.00	0.00	Tax reclaims received
		0.00	0.00	0.00	0.00	0.00	Income purchased this period
		0.00	0.00	0.00	0.00	0.00	Income sold this period
		0.00	0.00	0.00	0.00	0.00	Tax recoverable received this period
		0.00	0.00	0.00	0.00	0.00	Tax recoverable delivered this period
		0.00	0.00	0.00	0.00	0.00	Accrued income received this period
		0.00	0.00	0.00	0.00	0.00	Accrued income delivered this period
		3,497.00	0.00	0.00	0.00	3,497.00	Earned income

Portfolio Statement

1 DEC 23 - 31 DEC 23

Account number XXXXXXXXXX
Account Name *UFCW TRI-STATE - JOHNSTON-SL

◆ Income & Expense Detail - Base Currency

Page 31 of 42

Description Asset ID/Dates	Rate Shares/PAR	Gross Amount	Tax Recoverable	Tax Withheld	Tax Credit	Net Amount	Transaction Type
<i>Expense</i>							
Cash and Cash Equivalents							
Funds - Short Term Investment							
United States - USD							
NORTHERN TRUST SWEEP FEE	5.6545 0.000	-9.63	0.00	0.00	0.00	- 9.63	Paid this period
CUSIP: 66586U452 Value date: 05 DEC 23 / Entry date: 05 DEC 23							
Total Funds - Short Term Investment		0.00	0.00	0.00	0.00	0.00	Payable last period
		0.00	0.00	0.00	0.00	0.00	Payable this period
		-9.63	0.00	0.00	0.00	- 9.63	Paid this period
		0.00	0.00	0.00	0.00	0.00	Income received from prior
		0.00	0.00	0.00	0.00	0.00	Broker commissions recaptured
		0.00	0.00	0.00	0.00	0.00	Tax recoverable last period
		0.00	0.00	0.00	0.00	0.00	Tax recoverable this period
		0.00	0.00	0.00	0.00	0.00	Tax reclaims received
		0.00	0.00	0.00	0.00	0.00	Liability expense paid
		0.00	0.00	0.00	0.00	0.00	Liability expense received
		0.00	0.00	0.00	0.00	0.00	Tax recoverable received this period
		0.00	0.00	0.00	0.00	0.00	Tax recoverable delivered this period
		0.00	0.00	0.00	0.00	0.00	Accrued expense received this period
		0.00	0.00	0.00	0.00	0.00	Accrued expense delivered this period
		-9.63	0.00	0.00	0.00	- 9.63	Expenses recognized
Total Cash and Cash Equivalents		0.00	0.00	0.00	0.00	0.00	Payable last period
		0.00	0.00	0.00	0.00	0.00	Payable this period
		-9.63	0.00	0.00	0.00	- 9.63	Paid this period
		0.00	0.00	0.00	0.00	0.00	Income received from prior
		0.00	0.00	0.00	0.00	0.00	Broker commissions recaptured
		0.00	0.00	0.00	0.00	0.00	Tax recoverable last period
		0.00	0.00	0.00	0.00	0.00	Tax recoverable this period
		0.00	0.00	0.00	0.00	0.00	Tax reclaims received
		0.00	0.00	0.00	0.00	0.00	Liability expense paid
		0.00	0.00	0.00	0.00	0.00	Liability expense received
		0.00	0.00	0.00	0.00	0.00	Tax recoverable received this period
		0.00	0.00	0.00	0.00	0.00	Tax recoverable delivered this period
		0.00	0.00	0.00	0.00	0.00	Accrued expense received this period
		0.00	0.00	0.00	0.00	0.00	Accrued expense delivered this period
		-9.63	0.00	0.00	0.00	- 9.63	Expenses recognized

1 DEC 23 - 31 DEC 23

Account number [REDACTED]

Account Name *UFCW TRI-STATE - JOHNSTON-SL

Page 32 of 42

Description Asset ID/Dates	Rate Shares/PAR	Gross Amount	Tax Recoverable	Tax Withheld	Tax Credit	Net Amount	Transaction Type
Expense							
Expenses							
Securities Lending Fees							
United States - USD							
6031005 - CORPORATE FEE FOR SECURITIES LENDING FOR THE MONTH OF NOVEMBER 2023 CUSIP: 999938368 Value date: 15 DEC 23 / Entry date: 15 DEC 23	.0000 0.000	-35.21	0.00	0.00	0.00	- 35.21	Paid this period
6031007 - GLOBAL EQUITY FEE FOR SECURITIES LENDING FOR THE MONTH OF NOVEMBER 2023 CUSIP: 999938384 Value date: 15 DEC 23 / Entry date: 15 DEC 23	.0000 0.000	-8.03	0.00	0.00	0.00	- 8.03	Paid this period
Total Securities Lending Fees		0.00 0.00 -43.24 0.00 0.00 0.00 0.00 0.00 0.00 0.00 0.00 0.00 0.00 0.00 0.00 0.00 0.00 -43.24	0.00 0.00 0.00 0.00 0.00 0.00 0.00 0.00 0.00 0.00 0.00 0.00 0.00 0.00 0.00 0.00 0.00	0.00 0.00 0.00 0.00 0.00 0.00 0.00 0.00 0.00 0.00 0.00 0.00 0.00 0.00 0.00 0.00 0.00	0.00 0.00 0.00 0.00 0.00 0.00 0.00 0.00 0.00 0.00 0.00 0.00 0.00 0.00 0.00 0.00 0.00	0.00 0.00 - 43.24 0.00 0.00 0.00 0.00 0.00 0.00 0.00 0.00 0.00 0.00 0.00 0.00 0.00 0.00 0.00 - 43.24	Payable last period Payable this period Paid this period Income received from prior Broker commissions recaptured Tax recoverable last period Tax recoverable this period Tax reclaims received Liability expense paid Liability expense received Tax recoverable received this period Tax recoverable delivered this period Accrued expense received this period Accrued expense delivered this period Expenses recognized
Total Expenses		0.00 0.00 -43.24 0.00 0.00 0.00 0.00 0.00 0.00 0.00 0.00 0.00 0.00 0.00 0.00 0.00 0.00 -43.24	0.00 0.00 0.00 0.00 0.00 0.00 0.00 0.00 0.00 0.00 0.00 0.00 0.00 0.00 0.00 0.00 0.00	0.00 0.00 0.00 0.00 0.00 0.00 0.00 0.00 0.00 0.00 0.00 0.00 0.00 0.00 0.00 0.00 0.00	0.00 0.00 0.00 0.00 0.00 0.00 0.00 0.00 0.00 0.00 0.00 0.00 0.00 0.00 0.00 0.00 0.00	0.00 0.00 - 43.24 0.00 0.00 0.00 0.00 0.00 0.00 0.00 0.00 0.00 0.00 0.00 0.00 0.00 0.00 0.00 - 43.24	Payable last period Payable this period Paid this period Income received from prior Broker commissions recaptured Tax recoverable last period Tax recoverable this period Tax reclaims received Liability expense paid Liability expense received Tax recoverable received this period Tax recoverable delivered this period Accrued expense received this period Accrued expense delivered this period Expenses recognized

Portfolio Statement

1 DEC 23 - 31 DEC 23

Account number XXXXXXXXXX
Account Name *UFCW TRI-STATE - JOHNSTON-SL

◆ Income & Expense Detail - Base Currency

Page 33 of 42

Description Asset ID/Dates	Rate Shares/PAR	Gross Amount	Tax Recoverable	Tax Withheld	Tax Credit	Net Amount	Transaction Type
<i>Expense</i>							
Expenses							
Securities Lending Fees							
<hr/>							
Total Expense		0.00	0.00	0.00	0.00	0.00	Payable last period
		0.00	0.00	0.00	0.00	0.00	Payable this period
		-52.87	0.00	0.00	0.00	- 52.87	Paid this period
		0.00	0.00	0.00	0.00	0.00	Income received from prior
		0.00	0.00	0.00	0.00	0.00	Broker commissions recaptured
		0.00	0.00	0.00	0.00	0.00	Tax recoverable last period
		0.00	0.00	0.00	0.00	0.00	Tax recoverable this period
		0.00	0.00	0.00	0.00	0.00	Tax reclaims received
		0.00	0.00	0.00	0.00	0.00	Liability expense paid
		0.00	0.00	0.00	0.00	0.00	Liability expense received
		0.00	0.00	0.00	0.00	0.00	Tax recoverable received this period
		0.00	0.00	0.00	0.00	0.00	Tax recoverable delivered this period
		0.00	0.00	0.00	0.00	0.00	Accrued expense received this period
		0.00	0.00	0.00	0.00	0.00	Accrued expense delivered this period
		-52.87	0.00	0.00	0.00	-52.87	Expenses recognized

Please note that the Tax Withheld column may contain amounts related to FATCA withholdings

Portfolio Statement

1 DEC 23 - 31 DEC 23

Account number [REDACTED]
Account Name *UFCW TRI-STATE - JOHNSTON-SL

Page 34 of 42

◆ Funding & Disbursement Summary

Transaction type	Receipts	Disbursements	Accruals	Market value	Cost	Transaction amount Cost on gain/loss	Realized gain/loss	
							Market Translation	Total
Interportfolio Transfers Out	0.00	- 250,000.00	0.00	0.00	0.00	- 250,000.00 0.00	0.00 0.00	0.00
Total	0.00	- 250,000.00	0.00	0.00	0.00	- 250,000.00 0.00	0.00 0.00	0.00

Portfolio Statement

1 DEC 23 - 31 DEC 23

Account number [REDACTED]
Account Name *UFCW TRI-STATE - JOHNSTON-SL

◆ Funding & Disbursement Detail *Interportfolio Transfers Out*

Page 35 of 42

Trade date Settle date Asset ID	Security description Transaction description	Accrued Income	Market value	Cost	Transaction amount	Realized gain/loss Market Translation	Total
22 Dec 23	United States dollar	0.00	0.00	0.00	- 250,000.00	0.00	0.00
22 Dec 23	TRANSFERRED TO INVESTMENT MANAGEMENT ADVISORY ACCOUNT [REDACTED], *UFCW TRI-STATE - CONT/DISB-SL					0.00	
Total interportfolio transfers out		0.00	0.00	0.00	- 250,000.00	0.00 0.00	0.00
Total		0.00	0.00	0.00		0.00 0.00	0.00

Portfolio Statement

1 DEC 23 - 31 DEC 23

Account Name *UFCW TRI-STATE - JOHNSTON-SL
Account number [REDACTED]

◆ Capital Change Detail

Page 36 of 42

Ex date	<u>Original security description/Asset ID</u>		Original cost	Change description	Payment Amount	<u>Resulting security description/Asset ID</u>		Resulting cost	<u>Realized gain/loss</u>	
	Shares					Shares			Market	Translation

NO DATA TO REPORT

Portfolio Statement

1 DEC 23 - 31 DEC 23

Account number XXXXXXXXXX
Account Name *UFCW TRI-STATE - JOHNSTON-SL

◆ Cash Activity Detail

Page 37 of 42

Income cash - USD

Value Date Entry Date	Transaction Narrative/ Security Description	Local Receipt/ Disbursement	USD Balance	Base Receipt/ Disbursement	Balance
	Beginning cash balance		3,433,185.06		3,433,185.06
1 Dec 23	\$0.1 a share on 458.00 shares Ex Date 11/17/23 Record Date 11/20/23	45.80	3,433,230.86	45.80	3,433,230.86
1 Dec 23	Pay Date 12/01/23 Substitute Income-Security on Loan ADVANCED ENERGY INDS INC COM				
1 Dec 23	\$0.1 a share on 47.00 shares Ex Date 11/17/23 Record Date 11/20/23 Pay	4.70	3,433,235.56	4.70	3,433,235.56
1 Dec 23	Date 12/01/23 Substitute Income-Security on Loan ADVANCED ENERGY INDS INC COM				
1 Dec 23	\$0.1 a share on 50.00 shares Ex Date 11/17/23 Record Date 11/20/23 Pay	5.00	3,433,240.56	5.00	3,433,240.56
1 Dec 23	Date 12/01/23 ADVANCED ENERGY INDS INC COM				
1 Dec 23	\$0.2 a share on 250.00 shares Ex Date 11/21/23 Record Date 11/22/23	50.00	3,433,290.56	50.00	3,433,290.56
1 Dec 23	Pay Date 12/01/23 CURTISS WRIGHT CORP COM				
5 Dec 23	\$1.19 a share on 545.00 shares Ex Date 11/20/23 Record Date 11/21/23	648.55	3,433,939.11	648.55	3,433,939.11
5 Dec 23	Pay Date 12/05/23 JOHNSON & JOHNSON COM USD1				
5 Dec 23	INCOME RECEIVED	362.46	3,434,301.57	362.46	3,434,301.57
5 Dec 23	NT COLLECTIVE SHORT TERM INVT FD				
5 Dec 23	NORTHERN TRUST SWEEP FEE	- 9.63	3,434,291.94	- 9.63	3,434,291.94
5 Dec 23	NT COLLECTIVE SHORT TERM INVT FD				
7 Dec 23	FUND REPRESENT: 15% REFUNDS : NETHERLANDS CUSIP: N07059210 PAY DATE :	193.03	3,434,484.97	193.03	3,434,484.97
7 Dec 23	12/05/2022 ADR ASML HLDG NV NY REG 2012 (POST REV SPLIT)				
12 Dec 23	\$1.88 a share on 180.00 shares Ex Date 12/01/23 Record Date 12/04/23	338.40	3,434,823.37	338.40	3,434,823.37
12 Dec 23	Pay Date 12/12/23 UNITEDHEALTH GROUP INC COM				
14 Dec 23	\$0.75 a share on 520.00 shares Ex Date 11/15/23 Record Date 11/16/23	390.00	3,435,213.37	390.00	3,435,213.37
14 Dec 23	Pay Date 12/14/23 MICROSOFT CORP COM				
15 Dec 23	\$0.16 a share on 1,450.00 shares Ex Date 11/30/23 Record Date 12/01/23	232.00	3,435,445.37	232.00	3,435,445.37
15 Dec 23	Pay Date 12/15/23 CORTEVA INC COM USD0.01 WI				
15 Dec 23	FOR THE MONTH OF NOVEMBER 2023	20.12	3,435,465.49	20.12	3,435,465.49
15 Dec 23	SECURITIES LENDING INCOME FROM GLOBAL EQUITY SECURITIES				
15 Dec 23	FOR THE MONTH OF NOVEMBER 2023	88.16	3,435,553.65	88.16	3,435,553.65
15 Dec 23	SECURITIES LENDING INCOME FROM LENDING US CORPORATE SECURITIES				

Portfolio Statement

1 DEC 23 - 31 DEC 23

Account number [REDACTED]
Account Name *UFCW TRI-STATE - JOHNSTON-SL

◆ Cash Activity Detail

Page 38 of 42

Income cash - USD

Value Date Entry Date	Transaction Narrative/ Security Description	Local Receipt/ Disbursement	USD Balance	Base Receipt/ Disbursement	Balance
15 Dec 23 15 Dec 23	6031005 - CORPORATE FEE FOR SECURITIES LENDING FOR THE MONTH OF NOVEMBER 2023 SECURITIES LENDING FEES FROM US CORPORATE SECURITIES	- 35.21	3,435,518.44	- 35.21	3,435,518.44
15 Dec 23 15 Dec 23	6031007 - GLOBAL EQUITY FEE FOR SECURITIES LENDING FOR THE MONTH OF NOVEMBER 2023 SECURITIES LENDING FEES FROM GLOBAL EQUITY SECURITIES	- 8.03	3,435,510.41	- 8.03	3,435,510.41
19 Dec 23 19 Dec 23	\$0.81 a share on 515.00 shares Ex Date 11/30/23 Record Date 12/01/23 Pay Date 12/19/23 Substitute Income-Security on Loan STANLEY BLACK & DECKER INC COM	417.15	3,435,927.56	417.15	3,435,927.56
27 Dec 23 27 Dec 23	\$0.025 a share on 4,066.00 shares Ex Date 12/08/23 Record Date 12/11/23 Pay Date 12/27/23 VERTIV HOLDINGS LLC COM USD0.0001	101.65	3,436,029.21	101.65	3,436,029.21
28 Dec 23 28 Dec 23	\$0.04 a share on 468.00 shares Ex Date 12/05/23 Record Date 12/06/23 Pay Date 12/28/23 NVIDIA CORP COM	18.72	3,436,047.93	18.72	3,436,047.93
29 Dec 23 29 Dec 23	\$0.35 a share on 725.00 shares Ex Date 12/14/23 Record Date 12/15/23 Pay Date 12/29/23 Substitute Income-Security on Loan UNIVERSAL DISPLAY CORP COM	253.75	3,436,301.68	253.75	3,436,301.68
29 Dec 23 29 Dec 23	\$0.95 a share on 385.00 shares Ex Date 12/07/23 Record Date 12/08/23 Pay Date 12/29/23 BECTON DICKINSON & CO COM	365.75	3,436,667.43	365.75	3,436,667.43
Ending cash balance			3,436,667.43		3,436,667.43

Portfolio Statement

1 DEC 23 - 31 DEC 23

Account number [REDACTED]
Account Name *UFCW TRI-STATE - JOHNSTON-SL

◆ Cash Activity Detail

Page 39 of 42

Principal cash - USD

Value Date Entry Date	Transaction Narrative/ Security Description	Local Receipt/ Disbursement	USD Balance	Base Receipt/ Disbursement	Balance
	Beginning cash balance		- 3,433,185.06		- 3,433,185.06
1 Dec 23 1 Dec 23	Purchased 105.500 Units 01-Dec-2023 at a price of 1.00 Net NT COLLECTIVE SHORT TERM INVT FD	- 105.50	- 3,433,290.56	- 105.50	- 3,433,290.56
5 Dec 23 5 Dec 23	Purchased 1,001.380 Units 05-Dec-2023 at a price of 1.00 Net NT COLLECTIVE SHORT TERM INVT FD	- 1,001.38	- 3,434,291.94	- 1,001.38	- 3,434,291.94
6 Dec 23 6 Dec 23	PURCHASED 60.00 SHARES 12-04-23 AT A PRICE OF \$217.175800 PLUS BROKER COMMISSION OF \$2.25 WILLIAM BLAIR & COMPANY, L.L.C. CURTISS WRIGHT CORP COM	- 13,032.80	- 3,447,324.74	- 13,032.80	- 3,447,324.74
6 Dec 23 6 Dec 23	Sold 8,273.540 Units 06-Dec-2023 at a price of 1.00 Net NT COLLECTIVE SHORT TERM INVT FD	8,273.54	- 3,439,051.20	8,273.54	- 3,439,051.20
6 Dec 23 6 Dec 23	SOLD 20.00 SHARES 12-04-23 AT A PRICE OF \$238.002300 LESS BROKER COMMISSION OF \$.75 AND OTHER CHARGES OF \$.04 WILLIAM BLAIR & COMPANY, L.L.C. BECTION DICKINSON & CO COM	4,759.26	- 3,434,291.94	4,759.26	- 3,434,291.94
7 Dec 23 7 Dec 23	Purchased 193.030 Units 07-Dec-2023 at a price of 1.00 Net NT COLLECTIVE SHORT TERM INVT FD	- 193.03	- 3,434,484.97	- 193.03	- 3,434,484.97
12 Dec 23 12 Dec 23	Purchased 338.400 Units 12-Dec-2023 at a price of 1.00 Net NT COLLECTIVE SHORT TERM INVT FD	- 338.40	- 3,434,823.37	- 338.40	- 3,434,823.37
14 Dec 23 14 Dec 23	Purchased 390.000 Units 14-Dec-2023 at a price of 1.00 Net NT COLLECTIVE SHORT TERM INVT FD	- 390.00	- 3,435,213.37	- 390.00	- 3,435,213.37
15 Dec 23 15 Dec 23	Purchased 232.000 Units 15-Dec-2023 at a price of 1.00 Net NT COLLECTIVE SHORT TERM INVT FD	- 232.00	- 3,435,445.37	- 232.00	- 3,435,445.37
18 Dec 23 18 Dec 23	Purchased 65.040 Units 18-Dec-2023 at a price of 1.00 Net NT COLLECTIVE SHORT TERM INVT FD	- 65.04	- 3,435,510.41	- 65.04	- 3,435,510.41
19 Dec 23 19 Dec 23	Purchased 417.150 Units 19-Dec-2023 at a price of 1.00 Net NT COLLECTIVE SHORT TERM INVT FD	- 417.15	- 3,435,927.56	- 417.15	- 3,435,927.56
20 Dec 23 20 Dec 23	Purchased 250,891.950 Units 20-Dec-2023 at a price of 1.00 Net NT COLLECTIVE SHORT TERM INVT FD	- 250,891.95	- 3,686,819.51	- 250,891.95	- 3,686,819.51
20 Dec 23 20 Dec 23	SOLD 100.00 SHARES 12-18-23 AT A PRICE OF \$195.285000 LESS BROKER COMMISSION OF \$3.75 AND OTHER CHARGES OF \$.16 ISI GROUP INC. APPLE INC COM STK	19,524.59	- 3,667,294.92	19,524.59	- 3,667,294.92
20 Dec 23 20 Dec 23	SOLD 100.00 SHARES 12-18-23 AT A PRICE OF \$44.640000 LESS BROKER COMMISSION OF \$3.75 AND OTHER CHARGES OF \$.04 ISI GROUP INC. COMCAST CORP NEW-CL A	4,460.21	- 3,662,834.71	4,460.21	- 3,662,834.71

Portfolio Statement

1 DEC 23 - 31 DEC 23

Account number XXXXXXXXXX
Account Name *UFCW TRI-STATE - JOHNSTON-SL

◆ Cash Activity Detail

Page 40 of 42

Principal cash - USD

Value Date Entry Date	Transaction Narrative/ Security Description	Local Receipt/ Disbursement	USD Balance	Base Receipt/ Disbursement	Balance
20 Dec 23 20 Dec 23	SOLD 100.00 SHARES 12-18-23 AT A PRICE OF \$46.980000 LESS BROKER COMMISSION OF \$3.75 AND OTHER CHARGES OF \$.04 ISI GROUP INC. CORTEVA INC COM USD0.01 WI	4,694.21	- 3,658,140.50	4,694.21	- 3,658,140.50
20 Dec 23 20 Dec 23	SOLD 100.00 SHARES 12-18-23 AT A PRICE OF \$61.255000 LESS BROKER COMMISSION OF \$3.75 AND OTHER CHARGES OF \$.05 ISI GROUP INC. PAYPAL HLDGS INC COM	6,121.70	- 3,652,018.80	6,121.70	- 3,652,018.80
20 Dec 23 20 Dec 23	SOLD 100.00 SHARES 12-18-23 AT A PRICE OF \$66.070000 LESS BROKER COMMISSION OF \$3.75 AND OTHER CHARGES OF \$.06 ISI GROUP INC. ADR HDFC BK LTD ADR REPSTG 3 SHS	6,603.19	- 3,645,415.61	6,603.19	- 3,645,415.61
20 Dec 23 20 Dec 23	SOLD 100.00 SHARES 12-18-23 AT A PRICE OF \$75.990000 LESS BROKER COMMISSION OF \$3.75 AND OTHER CHARGES OF \$.07 ISI GROUP INC. EDWARDS LIFESCIENCES CORP COM	7,595.18	- 3,637,820.43	7,595.18	- 3,637,820.43
20 Dec 23 20 Dec 23	SOLD 20.00 SHARES 12-18-23 AT A PRICE OF \$234.540000 LESS BROKER COMMISSION OF \$.75 AND OTHER CHARGES OF \$.04 ISI GROUP INC. AUTOMATIC DATA PROCESSING INC COM	4,690.01	- 3,633,130.42	4,690.01	- 3,633,130.42
20 Dec 23 20 Dec 23	SOLD 20.00 SHARES 12-18-23 AT A PRICE OF \$238.280000 LESS BROKER COMMISSION OF \$.75 AND OTHER CHARGES OF \$.04 ISI GROUP INC. BECTON DICKINSON & CO COM	4,764.81	- 3,628,365.61	4,764.81	- 3,628,365.61
20 Dec 23 20 Dec 23	SOLD 20.00 SHARES 12-18-23 AT A PRICE OF \$498.480000 LESS BROKER COMMISSION OF \$.75 AND OTHER CHARGES OF \$.08 ISI GROUP INC. NVIDIA CORP COM	9,968.77	- 3,618,396.84	9,968.77	- 3,618,396.84
20 Dec 23 20 Dec 23	SOLD 20.00 SHARES 12-18-23 AT A PRICE OF \$527.930000 LESS BROKER COMMISSION OF \$.75 AND OTHER CHARGES OF \$.09 ISI GROUP INC. UNITEDHEALTH GROUP INC COM	10,557.76	- 3,607,839.08	10,557.76	- 3,607,839.08
20 Dec 23 20 Dec 23	SOLD 20.00 SHARES 12-18-23 AT A PRICE OF \$587.572000 LESS BROKER COMMISSION OF \$.75 AND OTHER CHARGES OF \$.10 ISI GROUP INC. ADOBE INC COM	11,750.59	- 3,596,088.49	11,750.59	- 3,596,088.49
20 Dec 23 20 Dec 23	SOLD 200.00 SHARES 12-18-23 AT A PRICE OF \$53.387500 LESS BROKER COMMISSION OF \$7.50 AND OTHER CHARGES OF \$.09 ISI GROUP INC. HOWMET AEROSPACE INC COM USD1.00 WI	10,669.91	- 3,585,418.58	10,669.91	- 3,585,418.58
20 Dec 23 20 Dec 23	SOLD 200.00 SHARES 12-18-23 AT A PRICE OF \$65.570000 LESS BROKER COMMISSION OF \$7.50 AND OTHER CHARGES OF \$.11 ISI GROUP INC. ADR ASTRAZENECA PLC SPONSORED ADR UNITEDKINGDOM	13,106.39	- 3,572,312.19	13,106.39	- 3,572,312.19
20 Dec 23 20 Dec 23	SOLD 25.00 SHARES 12-18-23 AT A PRICE OF \$155.395000 LESS BROKER COMMISSION OF \$.94 AND OTHER CHARGES OF \$.04 ISI GROUP INC. JOHNSON & JOHNSON COM USD1	3,883.90	- 3,568,428.29	3,883.90	- 3,568,428.29

Portfolio Statement

1 DEC 23 - 31 DEC 23

Account number XXXXXXXXXX
Account Name *UFCW TRI-STATE - JOHNSTON-SL

Page 41 of 42

◆ Cash Activity Detail

Principal cash - USD

Value Date Entry Date	Transaction Narrative/ Security Description	Local Receipt/ Disbursement	USD Balance	Base Receipt/ Disbursement	Balance
20 Dec 23 20 Dec 23	SOLD 30.00 SHARES 12-18-23 AT A PRICE OF \$145.340000 LESS BROKER COMMISSION OF \$1.13 AND OTHER CHARGES OF \$.04 ISI GROUP INC. ALBEMARLE CORP COM	4,359.03	- 3,564,069.26	4,359.03	- 3,564,069.26
20 Dec 23 20 Dec 23	SOLD 30.00 SHARES 12-18-23 AT A PRICE OF \$371.700000 LESS BROKER COMMISSION OF \$1.13 AND OTHER CHARGES OF \$.09 ISI GROUP INC. MICROSOFT CORP COM	11,149.78	- 3,552,919.48	11,149.78	- 3,552,919.48
20 Dec 23 20 Dec 23	SOLD 30.00 SHARES 12-18-23 AT A PRICE OF \$738.567000 LESS BROKER COMMISSION OF \$1.13 AND OTHER CHARGES OF \$.18 ISI GROUP INC. ADR ASML HLDG NV NY REG 2012 (POST REV SPLIT)	22,155.70	- 3,530,763.78	22,155.70	- 3,530,763.78
20 Dec 23 20 Dec 23	SOLD 40.00 SHARES 12-18-23 AT A PRICE OF \$189.770000 LESS BROKER COMMISSION OF \$1.50 AND OTHER CHARGES OF \$.07 ISI GROUP INC. MARSH & MCLENNAN CO'S INC COM	7,589.23	- 3,523,174.55	7,589.23	- 3,523,174.55
20 Dec 23 20 Dec 23	SOLD 40.00 SHARES 12-18-23 AT A PRICE OF \$225.153000 LESS BROKER COMMISSION OF \$1.50 AND OTHER CHARGES OF \$.08 ISI GROUP INC. IQVIA HLDGS INC COM USD0.01	9,004.54	- 3,514,170.01	9,004.54	- 3,514,170.01
20 Dec 23 20 Dec 23	SOLD 40.00 SHARES 12-18-23 AT A PRICE OF \$404.933800 LESS BROKER COMMISSION OF \$1.50 AND OTHER CHARGES OF \$.13 ISI GROUP INC. VERTEX PHARMACEUTICALS INC COM	16,195.72	- 3,497,974.29	16,195.72	- 3,497,974.29
20 Dec 23 20 Dec 23	SOLD 40.00 SHARES 12-18-23 AT A PRICE OF \$97.465000 LESS BROKER COMMISSION OF \$1.50 AND OTHER CHARGES OF \$.04 ISI GROUP INC. STANLEY BLACK & DECKER INC COM	3,897.06	- 3,494,077.23	3,897.06	- 3,494,077.23
20 Dec 23 20 Dec 23	SOLD 400.00 SHARES 12-18-23 AT A PRICE OF \$48.281300 LESS BROKER COMMISSION OF \$15.00 AND OTHER CHARGES OF \$.16 ISI GROUP INC. VERTIV HOLDINGS LLC COM USD0.0001	19,297.36	- 3,474,779.87	19,297.36	- 3,474,779.87
20 Dec 23 20 Dec 23	SOLD 50.00 SHARES 12-18-23 AT A PRICE OF \$135.480000 LESS BROKER COMMISSION OF \$1.88 AND OTHER CHARGES OF \$.06 ISI GROUP INC. ALPHABET INC CAPITAL STOCK USD0.001 CL A	6,772.06	- 3,468,007.81	6,772.06	- 3,468,007.81
20 Dec 23 20 Dec 23	SOLD 50.00 SHARES 12-18-23 AT A PRICE OF \$82.960000 LESS BROKER COMMISSION OF \$1.88 AND OTHER CHARGES OF \$.04 ISI GROUP INC. MEDTRONIC PLC COMMON STOCK STOCK	4,146.08	- 3,463,861.73	4,146.08	- 3,463,861.73
20 Dec 23 20 Dec 23	SOLD 500.00 SHARES 12-18-23 AT A PRICE OF \$33.904000 LESS BROKER COMMISSION OF \$18.75 AND OTHER CHARGES OF \$.14 ISI GROUP INC. DENTSPLY SIRONA INC COM	16,933.11	- 3,446,928.62	16,933.11	- 3,446,928.62
20 Dec 23 20 Dec 23	SOLD 60.00 SHARES 12-18-23 AT A PRICE OF \$183.390000 LESS BROKER COMMISSION OF \$2.25 AND OTHER CHARGES OF \$.09 ISI GROUP INC. UNIVERSAL DISPLAY CORP COM	11,001.06	- 3,435,927.56	11,001.06	- 3,435,927.56
22 Dec 23 22 Dec 23	Sold 250,000.000 Units 22-Dec-2023 at a price of 1.00 Net NT COLLECTIVE SHORT TERM INVT FD	250,000.00	- 3,185,927.56	250,000.00	- 3,185,927.56

Portfolio Statement

1 DEC 23 - 31 DEC 23

Account number [REDACTED]
Account Name *UFCW TRI-STATE - JOHNSTON-SL

◆ Cash Activity Detail

Page 42 of 42

Principal cash - USD

Value Date Entry Date	Transaction Narrative/ Security Description	Local Receipt/ Disbursement	USD Balance	Base Receipt/ Disbursement	Balance
22 Dec 23	TRANSFERRED TO INVESTMENT MANAGEMENT ADVISORY ACCOUNT [REDACTED], *UFCW	- 250,000.00	- 3,435,927.56	- 250,000.00	- 3,435,927.56
22 Dec 23	TRI-STATE - CONT/DISB-SL United States dollar				
27 Dec 23	Purchased 101.650 Units 27-Dec-2023 at a price of 1.00 Net	- 101.65	- 3,436,029.21	- 101.65	- 3,436,029.21
27 Dec 23	NT COLLECTIVE SHORT TERM INVT FD				
28 Dec 23	Purchased 18.720 Units 28-Dec-2023 at a price of 1.00 Net	- 18.72	- 3,436,047.93	- 18.72	- 3,436,047.93
28 Dec 23	NT COLLECTIVE SHORT TERM INVT FD				
29 Dec 23	Purchased 619.500 Units 29-Dec-2023 at a price of 1.00 Net	- 619.50	- 3,436,667.43	- 619.50	- 3,436,667.43
29 Dec 23	NT COLLECTIVE SHORT TERM INVT FD				
	Ending cash balance		- 3,436,667.43		- 3,436,667.43

Portfolio Statements

1 DEC 23 - 31 DEC 23

◆ Contents

	Page
Change in Book and Market Value	1
Change in Cash Value	2
Asset Summary	3
Asset Detail - Base Currency	4
Investment Transaction Summary	12
Investment Transaction Detail	13
* Pending Tran Detail w/Accrued Interest	28
Income & Expense Summary	29
Income & Expense Detail - Base Currency	30
Funding & Disbursement Summary	39
Funding & Disbursement Detail	40
* Capital Change Detail	41
Cash Activity Detail	42

Account Name

UFCW TRI-STATE PENSION FUND WESTFIELD CAP MGMT (TURNER TERM 11/09)

Account Number

██████████

Questions?

If you have any questions about this report, call your Northern Trust account administrator.

You may have the right under applicable federal banking law to receive, at no additional cost, separate notifications of securities transactions effected for your account. If you wish to receive separate notifications, please contact your relationship officer.

*No Data Available

Northern Trust

Generated by Northern Trust from periodic data on 12 Jan 24

Portfolio Statement

1 DEC 23 - 31 DEC 23

Account number [REDACTED]
Account Name *UFCW TRI-STATE - WESTFIELD-SL

◆ Notifications

Please note that this report has been created using the best available data. This report may also contain information provided by third parties, derived by third parties or derived from third party data and/or data that may have been categorized or otherwise reported based upon client direction - Northern Trust assumes no responsibility for the accuracy, timeliness or completeness of any such information. If you have questions regarding third party data or direction as it relates to this report, please contact your Northern Trust relationship team.

The term "Tax Credit" refers to local market terminology for the taxation associated with an income event. It makes no representation or warranty relating to the ability of the recipient to utilize the value as a "credit", "offset" or other benefit for their own tax purposes. Investors should seek their own tax advice relating to the specific tax considerations of investments in such markets. The Tax Credit is informational only data in the context of this report.

Please note where a client may be eligible to reclaim taxes, these are calculated and accrued for as a tax recoverable on ex date. The net amount may include the accrual of withholding taxes, tax credits or both.

Unitized fund trades may be using a preliminary or last known NAV price. The settlement NAV of the fund may not yet be known to Northern Trust and is subject to change.

Northern Trust records impairment entries pursuant to client direction. Impairment entries recorded to satisfy financial accounting and reporting requirements may not be suitable for tax or for other regulatory reporting purposes. Determining appropriate impairment adjustments is the responsibility of the client.

Although most valuation statements are received periodically from the relevant provider, pricing information may be received by Northern Trust as often as daily. As such, pricing information reported within this template, when scheduled against 'Daily Reporting', may be more current than the valuation statement date information. In these instances, the 'Price Date' field will indicate this with a date more current than the Valuation Statement and Statement Received dates.

Please note that this status summary report has been prepared using best available data, including data provided by the fund company and/or client which may, where indicated, represent preliminary or estimated values. The values contained in the status summary report are not intended to represent or suggest any statement about fair value. This report may also utilize information provided by other third parties, derived by third parties or from third party data and/or data that may have been categorized or otherwise reported based upon client direction - Northern Trust assumes no responsibility for the accuracy, timeliness or completeness of any such information. Northern Trust assumes no responsibility for the consequences of investment decisions made in reliance on information contained in this report. If you have questions regarding third party data or direction as it relates to this report, please contact your Northern Trust relationship team.

Although this report has been prepared using information believed to be reliable, it may contain information provided by third parties or derived from third party information, and/or information that may have been obtained from, categorized or otherwise reported based upon client direction. The Northern Trust Company does not guarantee the accuracy, timeliness or completeness of any such information. The information included in this report is intended to assist clients with their financial reporting needs, but you must consult with your accountants, auditors and/or legal counsel to ensure your accounting and financial reporting complies with applicable laws, regulations and accounting guidance. The Northern Trust Company and its affiliates shall have no responsibility for the consequences of investment decisions made in reliance on information contained in this report.

Portfolio Statement

1 DEC 23 - 31 DEC 23

Account number [REDACTED]
Account Name *UFCW TRI-STATE - WESTFIELD-SL

◆ Change in Book and Market Value

Page 1 of 49

	Cost	Market value	For more information
Opening balance	16,264,375.72	25,127,649.27	
Interportfolio Transfers Out	- 500,000.00	- 500,000.00	See funding & disbursement summary
Total disbursements	- 500,000.00	- 500,000.00	See funding & disbursement summary
Income received	26,987.40	26,987.40	See income & expense summary, cash activity detail
Expenses paid	- 374.85	- 374.85	See income & expense summary
Unrealized gain/loss change	0.00	896,641.60	See asset summary
Realized gain/loss	224,006.39	224,006.39	See realized gain/loss summary
Accrued income change	- 3,216.37	- 3,216.37	See income & expense summary
Closing balance	16,011,778.29	25,771,693.44	

Portfolio Statement

1 DEC 23 - 31 DEC 23

Account number [REDACTED]
Account Name *UFCW TRI-STATE - WESTFIELD-SL

◆ Change in Cash Value

Page 2 of 49

	Market value	Cost	For more information
Opening balance	0.00	0.00	
Interportfolio transfers out	- 500,000.00	- 500,000.00	See funding & disbursement summary
Total disbursements	- 500,000.00	- 500,000.00	See funding & disbursement summary
Income received	26,987.40	26,987.40	See income & expense summary, cash activity detail
Expenses paid	- 374.85	- 374.85	See income & expense summary
Securities bought	- 982,474.32	- 982,474.32	See investment transaction summary
Securities sold	1,455,861.77	1,455,861.77	See investment transaction summary
Closing balance	0.00	0.00	

Portfolio Statement

31 DEC 2023

Account number XXXXXXXXXX
Account Name *UFCW TRI-STATE - WESTFIELD-SL

Page 3 of 49

◆ Asset Summary

Country	Accrued income/expense	Market value	Cost	Market	Unrealized gain/loss	Translation	Total	Market value incl. accruals	%
<i>Equities</i>									
Common stock									
Denmark - USD	0.00	598,262.50	681,874.90	- 83,612.40		0.00	- 83,612.40	598,262.50	2.321%
Ireland - USD	0.00	410,451.50	269,211.29	141,240.21		0.00	141,240.21	410,451.50	1.593%
United States - USD	13,012.80	24,084,592.38	14,382,305.04	9,702,287.34		0.00	9,702,287.34	24,097,605.18	93.504%
Total common stock	13,012.80	25,093,306.38	15,333,391.23	9,759,915.15		0.00	9,759,915.15	25,106,319.18	97.418%
Total equities	13,012.80	25,093,306.38	15,333,391.23	9,759,915.15		0.00	9,759,915.15	25,106,319.18	97.418%
<i>Cash and Cash Equivalents</i>									
Funds - short term investment									
United States - USD	3,214.83	662,159.43	662,159.43	0.00		0.00	0.00	665,374.26	2.582%
Total funds - short term investment	3,214.83	662,159.43	662,159.43	0.00		0.00	0.00	665,374.26	2.582%
Total cash and cash equivalents	3,214.83	662,159.43	662,159.43	0.00		0.00	0.00	665,374.26	2.582%
Total Unrealized Gains							9,843,527.55		
Total Unrealized Losses							- 83,612.40		
Total	16,227.63	25,755,465.81	15,995,550.66	9,759,915.15		0.00	9,759,915.15	25,771,693.44	100.000%

Total Cost incl. Accruals

16,011,778.29

Portfolio Statement

31 DEC 2023

Account number XXXXXXXXXX
Account Name *UFCW TRI-STATE - WESTFIELD-SL

Page 4 of 49

◆ Asset Detail - Base Currency

Asset Detail Description/Asset ID Investment Mgr ID Shares/PAR value	Base Currency Exchange rate/ Local market price	Accrued income/expense	Market value	Cost	Unrealized gain/loss		
					Market	Translation	Total
<i>Equities</i>							
Common stock							
Denmark - USD							
ADR ASCENDIS PHARMA A/S SPONSORED ADR CUSIP: 04351P101							
4,750.00	125.9500000	0.00	598,262.50	681,874.90	- 83,612.40	0.00	- 83,612.40
Total USD		0.00	598,262.50	681,874.90	- 83,612.40	0.00	- 83,612.40
Total Denmark		0.00	598,262.50	681,874.90	- 83,612.40	0.00	- 83,612.40
Ireland - USD							
ICON PLC COM CUSIP: G4705A100							
1,450.00	283.0700000	0.00	410,451.50	269,211.29	141,240.21	0.00	141,240.21
Total USD		0.00	410,451.50	269,211.29	141,240.21	0.00	141,240.21
Total Ireland		0.00	410,451.50	269,211.29	141,240.21	0.00	141,240.21
United States - USD							
ABBVIE INC COM USD0.01 CUSIP: 00287Y109							
ABBV	4,050.00	154.9700000	0.00	627,628.50	576,860.88	50,767.62	50,767.62

Portfolio Statement

31 DEC 2023

Account number XXXXXXXXXX
Account Name *UFCW TRI-STATE - WESTFIELD-SL

◆ Asset Detail - Base Currency

Page 5 of 49

Asset Detail		Base Currency		Unrealized gain/loss				
Description/Asset ID	Investment Mgr ID	Exchange rate/ Local market price	Accrued income/expense	Market value	Cost	Market	Translation	Total
Shares/PAR value								
Equities								
Common stock								
ADVANCED MICRO DEVICES INC COM CUSIP: 007903107								
AMD								
2,700.00	147.4100000	0.00	398,007.00	261,735.08	136,271.92	0.00		136,271.92
ALPHABET INC CAPITAL STOCK USD0.001 CL A CUSIP: 02079K305								
GOOGL								
13,830.00	139.6900000	0.00	1,931,912.70	825,662.46	1,106,250.24	0.00		1,106,250.24
AMAZON COM INC COM CUSIP: 023135106								
AMZN								
8,970.00	151.9400000	0.00	1,362,901.80	641,138.94	721,762.86	0.00		721,762.86
AMETEK INC NEW COM CUSIP: 031100100								
2,490.00	164.8900000	0.00	410,576.10	164,657.14	245,918.96	0.00		245,918.96
APOLLO GLOBAL MANAGEMENT INC COM USD0.00001 CUSIP: 03769M106								
4,140.00	93.1900000	0.00	385,806.60	341,082.22	44,724.38	0.00		44,724.38
APPLE INC COM STK CUSIP: 037833100								
AAPL								
9,140.00	192.5300000	0.00	1,759,724.20	539,977.60	1,219,746.60	0.00		1,219,746.60
CADENCE DESIGN SYS INC COM CUSIP: 127387108								
CDNS								
1,930.00	272.3700000	0.00	525,674.10	430,962.45	94,711.65	0.00		94,711.65

Portfolio Statement

31 DEC 2023

Account number XXXXXXXXXX
Account Name *UFCW TRI-STATE - WESTFIELD-SL

Page 6 of 49

◆ Asset Detail - Base Currency

Asset Detail		Base Currency		Unrealized gain/loss				
Description/Asset ID	Investment Mgr ID	Exchange rate/ Local market price	Accrued income/expense	Market value	Cost	Market	Translation	Total
Shares/PAR value								
Equities								
Common stock								
COSTAR GROUP INC COM CUSIP: 22160N109								
3,650.00	87.3900000	0.00	318,973.50	288,224.98	30,748.52	0.00		30,748.52
COSTCO WHOLESALE CORP NEW COM CUSIP: 22160K105								
790.00	660.0800000	11,850.00	521,463.20	274,650.72	246,812.48	0.00		246,812.48
DEXCOM INC COM CUSIP: 252131107								
3,840.00	124.0900000	0.00	476,505.60	428,557.28	47,948.32	0.00		47,948.32
ELI LILLY & CO COM CUSIP: 532457108								
456.00	582.9200000	0.00	265,811.52	148,311.78	117,499.74	0.00		117,499.74
EQUINIX INC COM PAR \$0.001 CUSIP: 29444U700								
EQIX	367.00	805.3900000	0.00	295,578.13	274,948.63	20,629.50	0.00	20,629.50
HOME DEPOT INC COM CUSIP: 437076102								
HD	1,740.00	346.5500000	0.00	602,997.00	560,575.98	42,421.02	0.00	42,421.02
MARVELL TECHNOLOGY INC COM CUSIP: 573874104								
	5,820.00	60.3100000	0.00	351,004.20	264,585.29	86,418.91	0.00	86,418.91

Portfolio Statement

31 DEC 2023

Account number XXXXXXXXXX
Account Name *UFCW TRI-STATE - WESTFIELD-SL

Page 7 of 49

◆ Asset Detail - Base Currency

Asset Detail Description/Asset ID Investment Mgr ID Shares/PAR value	Base Currency Exchange rate/ Local market price	Accrued income/expense	Market value	Cost	Unrealized gain/loss		
					Market	Translation	Total
<i>Equities</i>							
Common stock							
MC DONALDS CORP COM CUSIP: 580135101							
1,490.00	296.5100000	0.00	441,799.90	381,796.54	60,003.36	0.00	60,003.36
META PLATFORMS INC COM USD0.000006 CL 'A' CUSIP: 30303M102							
FB 3,190.00	353.9600000	0.00	1,129,132.40	740,035.65	389,096.75	0.00	389,096.75
MGM RESORTS INTERNATIONAL COM CUSIP: 552953101							
MGM 10,900.00	44.6800000	0.00	487,012.00	436,190.75	50,821.25	0.00	50,821.25
MICROSOFT CORP COM CUSIP: 594918104							
MSFT 6,000.00	376.0400000	0.00	2,256,240.00	849,752.49	1,406,487.51	0.00	1,406,487.51
NVIDIA CORP COM CUSIP: 67066G104							
NVDA 2,324.00	495.2200000	0.00	1,150,891.28	580,376.82	570,514.46	0.00	570,514.46
PPG IND INC COM CUSIP: 693506107							
PPG 2,690.00	149.5500000	0.00	402,289.50	349,992.81	52,296.69	0.00	52,296.69
PROGRESSIVE CORP OH COM CUSIP: 743315103							
3,090.00	159.2800000	0.00	492,175.20	384,641.40	107,533.80	0.00	107,533.80

Portfolio Statement

31 DEC 2023

Account number XXXXXXXXXX
Account Name *UFCW TRI-STATE - WESTFIELD-SL

Page 8 of 49

◆ Asset Detail - Base Currency

Asset Detail		Base Currency		Unrealized gain/loss				
Description/Asset ID	Investment Mgr ID	Exchange rate/ Local market price	Accrued income/expense	Market value	Cost	Market	Translation	Total
Shares/PAR value								
Equities								
Common stock								
S&P GLOBAL INC COM CUSIP: 78409V104								
SPGI								
950.00	440.5200000	0.00	418,494.00	406,850.99	11,643.01	0.00		11,643.01
SALESFORCE INC COM USD0.001 CUSIP: 79466L302								
CRM								
2,630.00	263.1400000	0.00	692,058.20	216,703.52	475,354.68	0.00		475,354.68
SCHWAB CHARLES CORP COM NEW CUSIP: 808513105								
5,010.00	68.8000000	0.00	344,688.00	308,990.38	35,697.62	0.00		35,697.62
SERVICENOW INC COM USD0.001 CUSIP: 81762P102								
1,185.00	706.4900000	0.00	837,190.65	166,433.47	670,757.18	0.00		670,757.18
TESLA INC COM USD0.001 CUSIP: 88160R101								
1,540.00	248.4800000	0.00	382,659.20	188,298.91	194,360.29	0.00		194,360.29
TRANSDIGM GROUP INC COM CUSIP: 893641100								
805.00	1,011.6000000	0.00	814,338.00	443,272.12	371,065.88	0.00		371,065.88
UBER TECHNOLOGIES INC COM USD0.00001 CUSIP: 90353T100								
8,000.00	61.5700000	0.00	492,560.00	322,168.18	170,391.82	0.00		170,391.82

Portfolio Statement

31 DEC 2023

Account number XXXXXXXXXX
Account Name *UFCW TRI-STATE - WESTFIELD-SL

Page 9 of 49

◆ Asset Detail - Base Currency

Asset Detail		Base Currency		Unrealized gain/loss				
Description/Asset ID	Investment Mgr ID	Exchange rate/ Local market price	Accrued income/expense	Market value	Cost	Market	Translation	Total
Shares/PAR value								
Equities								
Common stock								
UNION PAC CORP COM CUSIP: 907818108								
UNP								
1,910.00		245.6200000	0.00	469,134.20	292,564.56	176,569.64	0.00	176,569.64
UNITEDHEALTH GROUP INC COM CUSIP: 91324P102								
UNH								
1,770.00		526.4700000	0.00	931,851.90	920,430.82	11,421.08	0.00	11,421.08
VISA INC COM CL A STK CUSIP: 92826C839								
V								
4,830.00		260.3500000	0.00	1,257,490.50	686,377.93	571,112.57	0.00	571,112.57
WALMART INC COM CUSIP: 931142103								
WMT								
2,450.00		157.6500000	1,162.80	386,242.50	374,792.35	11,450.15	0.00	11,450.15
WORKDAY INC CL A COM USD0.001 CUSIP: 98138H101								
1,680.00		276.0600000	0.00	463,780.80	310,703.92	153,076.88	0.00	153,076.88
Total USD								
			13,012.80	24,084,592.38	14,382,305.04	9,702,287.34	0.00	9,702,287.34
Total United States								
			13,012.80	24,084,592.38	14,382,305.04	9,702,287.34	0.00	9,702,287.34
Total Common Stock								
132,557.00			13,012.80	25,093,306.38	15,333,391.23	9,759,915.15	0.00	9,759,915.15

Portfolio Statement

31 DEC 2023

Account number XXXXXXXXXX
Account Name *UFCW TRI-STATE - WESTFIELD-SL

Page 10 of 49

◆ Asset Detail - Base Currency

					Unrealized gain/loss		
Description/Asset ID	Investment Mgr ID	Exchange rate/ Local market price	Accrued income/expense	Market value	Cost	Market	Translation
Shares/PAR value							Total

Equities

Common stock

Total Equities

132,557.00	13,012.80	25,093,306.38	15,333,391.23	9,759,915.15	0.00	9,759,915.15
------------	-----------	---------------	---------------	--------------	------	--------------

Cash and Cash Equivalents

Funds - short term investment

United States - USD

NT COLLECTIVE SHORT TERM INVT FD CUSIP: 66586U452
V1034911301

662,159.43	1.0000000	3,214.83	662,159.43	662,159.43	0.00	0.00	0.00
------------	-----------	----------	------------	------------	------	------	------

Total USD	3,214.83	662,159.43	662,159.43	0.00	0.00	0.00
-----------	----------	------------	------------	------	------	------

Total United States	3,214.83	662,159.43	662,159.43	0.00	0.00	0.00
---------------------	----------	------------	------------	------	------	------

Total Funds - Short Term Investment

662,159.43	3,214.83	662,159.43	662,159.43	0.00	0.00	0.00
------------	----------	------------	------------	------	------	------

Total Cash and Cash Equivalents

662,159.43	3,214.83	662,159.43	662,159.43	0.00	0.00	0.00
------------	----------	------------	------------	------	------	------

Portfolio Statement

31 DEC 2023

Account number XXXXXXXXXX
Account Name *UFCW TRI-STATE - WESTFIELD-SL

Page 11 of 49

◆ Asset Detail - Base Currency

Description/Asset ID		Unrealized gain/loss					
Investment Mgr ID	Exchange rate/ Local market price	Accrued income/expense	Market value	Cost	Market	Translation	Total
Shares/PAR value							

Cash and Cash Equivalents

Funds - short term investment

Total	794,716.43	16,227.63	25,755,465.81	15,995,550.66	9,759,915.15	0.00	9,759,915.15
-------	------------	-----------	---------------	---------------	--------------	------	--------------

++ Informational Only Asset - an asset that is not held in the account but that is included in Northern Trust's reports at the client's request solely as a matter of convenience to the client. Custodial and other responsibilities for this asset rest solely with the client or another custodian. Northern Trust has no custodial or other responsibilities for this asset, and the asset is not an asset of any Northern Trust account for purposes of the applicable account agreement.

Portfolio Statement

1 DEC 23 - 31 DEC 23

Account number [REDACTED]
Account Name *UFCW TRI-STATE - WESTFIELD-SL

◆ Investment Transaction Summary

Page 12 of 49

Asset Type	Principal	Transaction Amount Accrued Interest	Adjustment Amt	Cost	Market	Realized Gain/Loss Translation	Total
<i>Purchases</i>							
Equities							
Common stock	-346,343.96	0.00	0.00	346,343.96	0.00	0.00	0.00
Total equities	-346,343.96	0.00	0.00	346,343.96	0.00	0.00	0.00
Cash and Cash Equivalents							
Funds - short term investment	-479,870.69	0.00	0.00	479,870.69	0.00	0.00	0.00
Total cash and cash equivalents	-479,870.69	0.00	0.00	479,870.69	0.00	0.00	0.00
Total purchases	-826,214.65	0.00	0.00	826,214.65	0.00	0.00	0.00
<i>Sales</i>							
Equities							
Common stock	707,240.39	0.00	0.00	-483,234.00	224,006.39	0.00	224,006.39
Total equities	707,240.39	0.00	0.00	-483,234.00	224,006.39	0.00	224,006.39
Cash and Cash Equivalents							
Funds - short term investment	154,553.05	0.00	0.00	-154,553.05	0.00	0.00	0.00
Total cash and cash equivalents	154,553.05	0.00	0.00	-154,553.05	0.00	0.00	0.00
Total sales	861,793.44	0.00	0.00	-637,787.05	224,006.39	0.00	224,006.39
Total	35,578.79	0.00	0.00	188,427.60	224,006.39	0.00	224,006.39

Portfolio Statement

1 DEC 23 - 31 DEC 23

Account number XXXXXXXXXX
Account Name *UFCW TRI-STATE - WESTFIELD-SL

Investment Transaction Detail

Page 13 of 49

Trade Date	Security Description	Shares/PAR	Principal	Transaction Amount	Accrued Interest	Adjustment Amt	Cost	Realized Gain/Loss		
Settle Date	Asset ID / Ticker							Market	Translation	Total
Trade Status	Broker / Commission Narrative	Price								

Purchases

Equities

Common stock

United States - USD

8 Dec 23	ABBVIE INC COM USD0.01	430.000	-64,224.93	0.00	0.00	64,224.93	0.00	0.00	0.00
12 Dec 23	CUSIP: 00287Y109 / ABBV								
Settled	JONESTRADING INSTITUTIONAL SERVICES, LLC. / 12.90	149.330300							
	PURCHASED 430.00 SHARES								
	12-08-23 AT A PRICE OF								
	\$149.330300 PLUS BROKER								
	COMMISSION OF \$12.90								
	JONESTRADING INSTITUTIONAL								
19 Dec 23	PROGRESSIVE CORP OH COM	200.000	-31,432.30	0.00	0.00	31,432.30	0.00	0.00	0.00
21 Dec 23	CUSIP: 743315103 / PGR								
Settled	SANFORD C. BERNSTEIN & CO., LLC / 4.00	157.141500							
	PURCHASED 200.00 SHARES								
	12-19-23 AT A PRICE OF								
	\$157.141500 PLUS BROKER								
	COMMISSION OF \$4.00 SANFORD C. BERNSTEIN & CO., LLC								
20 Dec 23	PROGRESSIVE CORP OH COM	150.000	-23,546.27	0.00	0.00	23,546.27	0.00	0.00	0.00
22 Dec 23	CUSIP: 743315103 / PGR								
Settled	JEFFERIES LLC / 3.00	156.955100							
	PURCHASED 150.00 SHARES								
	12-20-23 AT A PRICE OF								
	\$156.955100 PLUS BROKER								
	COMMISSION OF \$3.00 JEFFERIES LLC								
1 Dec 23	SCHWAB CHARLES CORP COM NEW	2,560.000	-158,898.18	0.00	0.00	158,898.18	0.00	0.00	0.00
5 Dec 23	CUSIP: 808513105 / SCHW								
Settled	COWEN EXECUTION SERVICES LLC / 76.80	62.039600							
	PURCHASED 2,560.00 SHARES								
	12-01-23 AT A PRICE OF								
	\$62.039600 PLUS BROKER								
	COMMISSION OF \$76.80 COWEN EXECUTION SERVICES LLC								

Portfolio Statement

1 DEC 23 - 31 DEC 23

Account number XXXXXXXXXX
Account Name *UFCW TRI-STATE - WESTFIELD-SL

Investment Transaction Detail

Page 14 of 49

Trade Date	Security Description						Realized Gain/Loss		
Settle Date	Asset ID / Ticker								
Trade Status	Broker / Commission	Shares/PAR	Principal	Transaction Amount	Adjustment Amt	Cost	Market	Translation	Total
	Narrative	Price		Accrued Interest					

Purchases

Equities

8 Dec 23	WALMART INC COM	450.000	-68,242.28	0.00	0.00	68,242.28	0.00	0.00	0.00
12 Dec 23	CUSIP: 931142103 / WMT								
Settled	WELLS FARGO BANK MINNESOTA NA / 9.00	151.629500							
	PURCHASED 450.00 SHARES								
	12-08-23 AT A PRICE OF								
	\$151.629500 PLUS BROKER								
	COMMISSION OF \$9.00 WELLS								
	FARGO BANK MINNESOTA NA								
Total United States - USD			-346,343.96	0.00	0.00	346,343.96	0.00	0.00	0.00
Total common stock			-346,343.96	0.00	0.00	346,343.96	0.00	0.00	0.00
Total equities			-346,343.96	0.00	0.00	346,343.96	0.00	0.00	0.00

Cash and Cash Equivalents

Funds - short term investment

United States - USD

1 Dec 23	NT COLLECTIVE SHORT TERM INVT FD	2,615.600	-2,615.60	0.00	0.00	2,615.60	0.00	0.00	0.00
1 Dec 23	CUSIP: 66586U452 /								
Settled		1.000000							
	Purchased 2,615.600 Units								
	01-Dec-2023 at a price of 1.00								
	Net								
4 Dec 23	NT COLLECTIVE SHORT TERM INVT FD	437,808.660	-437,808.66	0.00	0.00	437,808.66	0.00	0.00	0.00
4 Dec 23	CUSIP: 66586U452 /								
Settled		1.000000							
	Purchased 437,808.660 Units								
	04-Dec-2023 at a price of 1.00								
	Net								
5 Dec 23	NT COLLECTIVE SHORT TERM INVT FD	23,213.990	-23,213.99	0.00	0.00	23,213.99	0.00	0.00	0.00
5 Dec 23	CUSIP: 66586U452 /								
Settled		1.000000							
	Purchased 23,213.990 Units								
	05-Dec-2023 at a price of 1.00								
	Net								

Portfolio Statement

1 DEC 23 - 31 DEC 23

Account number XXXXXXXXXX
Account Name *UFCW TRI-STATE - WESTFIELD-SL

◆ Investment Transaction Detail

Page 15 of 49

Trade Date Settle Date Trade Status	Security Description Asset ID / Ticker	Shares/PAR Price	Principal	Transaction Amount Accrued Interest	Adjustment Amt	Cost	Realized Gain/Loss			
	Broker / Commission						Market	Translation	Total	
Purchases										
Cash and Cash Equivalents										
8 Dec 23 8 Dec 23 Settled	NT COLLECTIVE SHORT TERM INVT FD CUSIP: 66586U452 / Purchased 537.880 Units 08-Dec-2023 at a price of 1.00 Net	537.880 1.000000	-537.88	0.00	0.00	537.88	0.00	0.00	0.00	
13 Dec 23 13 Dec 23 Settled	NT COLLECTIVE SHORT TERM INVT FD CUSIP: 66586U452 / Purchased 1,627.320 Units 13-Dec-2023 at a price of 1.00 Net	1,627.320 1.000000	-1,627.32	0.00	0.00	1,627.32	0.00	0.00	0.00	
14 Dec 23 14 Dec 23 Settled	NT COLLECTIVE SHORT TERM INVT FD CUSIP: 66586U452 / Purchased 8,379.300 Units 14-Dec-2023 at a price of 1.00 Net	8,379.300 1.000000	-8,379.30	0.00	0.00	8,379.30	0.00	0.00	0.00	
15 Dec 23 15 Dec 23 Settled	NT COLLECTIVE SHORT TERM INVT FD CUSIP: 66586U452 / Purchased 2,538.400 Units 15-Dec-2023 at a price of 1.00 Net	2,538.400 1.000000	-2,538.40	0.00	0.00	2,538.40	0.00	0.00	0.00	
18 Dec 23 18 Dec 23 Settled	NT COLLECTIVE SHORT TERM INVT FD CUSIP: 66586U452 / Purchased 519.580 Units 18-Dec-2023 at a price of 1.00 Net	519.580 1.000000	-519.58	0.00	0.00	519.58	0.00	0.00	0.00	

Portfolio Statement

1 DEC 23 - 31 DEC 23

Account number XXXXXXXXXX
Account Name *UFCW TRI-STATE - WESTFIELD-SL

Investment Transaction Detail

Page 16 of 49

Trade Date	Security Description						Realized Gain/Loss		
Settle Date	Asset ID / Ticker	Shares/PAR	Principal	Transaction Amount	Adjustment Amt	Cost	Market	Translation	Total
Trade Status	Broker / Commission Narrative	Price		Accrued Interest					

Purchases

Cash and Cash Equivalents

28 Dec 23	NT COLLECTIVE SHORT TERM INVT FD	2,629.960	-2,629.96	0.00	0.00	2,629.96	0.00	0.00	0.00
28 Dec 23	CUSIP: 66586U452 /								
Settled		1.000000							
	Purchased 2,629.960 Units								
	28-Dec-2023 at a price of 1.00								
	Net								
Total United States - USD			-479,870.69	0.00	0.00	479,870.69	0.00	0.00	0.00
Total funds - short term investment			-479,870.69	0.00	0.00	479,870.69	0.00	0.00	0.00
Total cash and cash equivalents			-479,870.69	0.00	0.00	479,870.69	0.00	0.00	0.00
Total purchases		483,660.69	-826,214.65	0.00	0.00	826,214.65	0.00	0.00	0.00

Sales

Equities

Common stock

Denmark - USD

20 Dec 23	ADR ASCENDIS PHARMA A/S SPONSORED ADR	-90.000	11,136.81	0.00	0.00	-12,919.74	-1,782.93	0.00	-1,782.93
22 Dec 23	CUSIP: 04351P101 / ASND								
Settled	CITIGROUP GLOBAL MARKETS INC.CP AND CD	123.763300							
	/1.80								
	OTHER CHARGES: .09								
	SOLD 90.00 SHARES 12-20-23 AT								
	A PRICE OF \$123.763300 LESS								
	BROKER COMMISSION OF \$1.80 AND								
	OTHER CHARGES OF \$.09								
	CITIGROUP GLOBAL MARKETS								
Total Denmark - USD			11,136.81	0.00	0.00	-12,919.74	-1,782.93	0.00	-1,782.93

Portfolio Statement

1 DEC 23 - 31 DEC 23

Account number XXXXXXXXXX
Account Name *UFCW TRI-STATE - WESTFIELD-SL

Investment Transaction Detail

Page 17 of 49

Trade Date	Security Description						Realized Gain/Loss		
Settle Date	Asset ID / Ticker								
Trade Status	Broker / Commission	Shares/PAR	Principal	Transaction Amount	Accrued Interest	Adjustment Amt	Cost	Market	Translation
	Narrative	Price							Total

Sales

Equities

Ireland - USD

20 Dec 23	ICON PLC COM	-20.000	5,669.75	0.00	0.00	-3,713.26	1,956.49	0.00	1,956.49
22 Dec 23	CUSIP: G4705A100 / ICLR								
Settled	SANFORD C. BERNSTEIN & CO., LLC / .40	283.510000							
	OTHER CHARGES: .05								
	SOLD 20.00 SHARES 12-20-23 AT								
	A PRICE OF \$283.510000 LESS								
	BROKER COMMISSION OF \$.40 AND								
	OTHER CHARGES OF \$.05 SANFORD								
	C. BERNSTEIN & CO., LLC								
Total Ireland - USD			5,669.75	0.00	0.00	-3,713.26	1,956.49	0.00	1,956.49

United States - USD

20 Dec 23	ABBVIE INC COM USD0.01	-90.000	13,795.08	0.00	0.00	-12,819.13	975.95	0.00	975.95
22 Dec 23	CUSIP: 00287Y109 / ABBV								
Settled	BOFA SECURITIES, INC. / 1.80	153.300000							
	OTHER CHARGES: .12								
	SOLD 90.00 SHARES 12-20-23 AT								
	A PRICE OF \$153.300000 LESS								
	BROKER COMMISSION OF \$1.80 AND								
	OTHER CHARGES OF \$.12 BOFA								
	SECURITIES, INC.								
8 Dec 23	ADVANCED MICRO DEVICES INC COM	-430.000	55,332.08	0.00	0.00	-41,683.73	13,648.35	0.00	13,648.35
12 Dec 23	CUSIP: 007903107 / AMD								
Settled	ONEIL SECURITIES INC. / 17.20	128.720300							
	OTHER CHARGES: .45								
	SOLD 430.00 SHARES 12-08-23 AT								
	A PRICE OF \$128.720300 LESS								
	BROKER COMMISSION OF \$17.20								
	AND OTHER CHARGES OF \$.45								
	ONEIL SECURITIES INC.								
20 Dec 23	ADVANCED MICRO DEVICES INC COM	-50.000	6,921.44	0.00	0.00	-4,846.95	2,074.49	0.00	2,074.49
22 Dec 23	CUSIP: 007903107 / AMD								
Settled	SANFORD C. BERNSTEIN & CO., LLC / 1.00	138.450000							
	OTHER CHARGES: .06								
	SOLD 50.00 SHARES 12-20-23 AT								
	A PRICE OF \$138.450000 LESS								
	BROKER COMMISSION OF \$1.00 AND								
	OTHER CHARGES OF \$.06 SANFORD								
	C. BERNSTEIN & CO., LLC								

Portfolio Statement

1 DEC 23 - 31 DEC 23

Account number XXXXXXXXXX
Account Name *UFCW TRI-STATE - WESTFIELD-SL

Investment Transaction Detail

Page 18 of 49

Trade Date	Security Description							Realized Gain/Loss		
Settle Date	Asset ID / Ticker		Shares/PAR	Principal	Transaction Amount	Adjustment Amt	Cost	Market	Translation	Total
Trade Status	Broker / Commission	Narrative	Price		Accrued Interest					

Sales

Equities

20 Dec 23	ALPHABET INC CAPITAL STOCK USD0.001 CL A		-270.000	38,163.60	0.00	0.00	-16,119.22	22,044.38	0.00	22,044.38
22 Dec 23	CUSIP: 02079K305 / GOOGL									
Settled	BOFA SECURITIES, INC. / 5.40		141.367800							
	OTHER CHARGES: .31									
	SOLD 270.00 SHARES 12-20-23 AT									
	A PRICE OF \$141.367800 LESS									
	BROKER COMMISSION OF \$5.40 AND									
	OTHER CHARGES OF \$.31 BOFA									
	SECURITIES, INC.									
20 Dec 23	AMAZON COM INC COM		-170.000	26,394.01	0.00	0.00	-12,150.91	14,243.10	0.00	14,243.10
22 Dec 23	CUSIP: 023135106 / AMZN									
Settled	J.P. MORGAN SECURITIES LLC / 3.40		155.280200							
	OTHER CHARGES: .22									
	SOLD 170.00 SHARES 12-20-23 AT									
	A PRICE OF \$155.280200 LESS									
	BROKER COMMISSION OF \$3.40 AND									
	OTHER CHARGES OF \$.22 J.P.									
	MORGAN SECURITIES LLC									
1 Dec 23	AMERIPRISE FINL INC COM		-260.000	92,365.46	0.00	0.00	-83,330.04	9,035.42	0.00	9,035.42
5 Dec 23	CUSIP: 03076C106 / AMP									
Settled	COWEN EXECUTION SERVICES LLC / 7.80		355.284600							
	OTHER CHARGES: .74									
	SOLD 260.00 SHARES 12-01-23 AT									
	A PRICE OF \$355.284600 LESS									
	BROKER COMMISSION OF \$7.80 AND									
	OTHER CHARGES OF \$.74 COWEN									
	EXECUTION SERVICES LLC									
1 Dec 23	AMERIPRISE FINL INC COM		-60.000	21,412.32	0.00	0.00	-19,230.01	2,182.31	0.00	2,182.31
5 Dec 23	CUSIP: 03076C106 / AMP									
Settled	COWEN EXECUTION SERVICES LLC / 1.80		356.905000							
	OTHER CHARGES: .18									
	SOLD 60.00 SHARES 12-01-23 AT									
	A PRICE OF \$356.905000 LESS									
	BROKER COMMISSION OF \$1.80 AND									
	OTHER CHARGES OF \$.18 COWEN									
	EXECUTION SERVICES LLC									

Portfolio Statement

1 DEC 23 - 31 DEC 23

Account number XXXXXXXXXX
Account Name *UFCW TRI-STATE - WESTFIELD-SL

Investment Transaction Detail

Page 19 of 49

Trade Date Settle Date Trade Status	Security Description	Shares/PAR Price	Principal	Transaction Amount Accrued Interest	Adjustment Amt	Cost	Realized Gain/Loss		Total
	Asset ID / Ticker Broker / Commission Narrative						Market	Translation	
Sales									
Equities									
20 Dec 23 22 Dec 23 Settled	AMETEK INC NEW COM CUSIP: 031100100 / AME JEFFERIES LLC / 1.00 OTHER CHARGES: .07 SOLD 50.00 SHARES 12-20-23 AT A PRICE OF \$163.588300 LESS BROKER COMMISSION OF \$1.00 AND OTHER CHARGES OF \$.07 JEFFERIES LLC	-50.000 163.588300	8,178.35	0.00	0.00	-3,306.37	4,871.98	0.00	4,871.98
20 Dec 23 22 Dec 23 Settled	APOLLO GLOBAL MANAGEMENT INC COM USD0.00001 CUSIP: 03769M106 / APO BOFA SECURITIES, INC. / 1.60 OTHER CHARGES: .07 SOLD 80.00 SHARES 12-20-23 AT A PRICE OF \$93.875400 LESS BROKER COMMISSION OF \$1.60 AND OTHER CHARGES OF \$.07 BOFA SECURITIES, INC.	-80.000 93.875400	7,508.36	0.00	0.00	-6,590.96	917.40	0.00	917.40
20 Dec 23 22 Dec 23 Settled	APPLE INC COM STK CUSIP: 037833100 / AAPL ISI GROUP INC. / 3.60 OTHER CHARGES: .29 SOLD 180.00 SHARES 12-20-23 AT A PRICE OF \$197.463600 LESS BROKER COMMISSION OF \$3.60 AND OTHER CHARGES OF \$.29 ISI GROUP INC.	-180.000 197.463600	35,539.56	0.00	0.00	-10,634.13	24,905.43	0.00	24,905.43
1 Dec 23 5 Dec 23 Settled	ARISTA NETWORKS INC COM CUSIP: 040413106 / ANET COWEN EXECUTION SERVICES LLC / 1.80 OTHER CHARGES: .11 SOLD 60.00 SHARES 12-01-23 AT A PRICE OF \$216.950000 LESS BROKER COMMISSION OF \$1.80 AND OTHER CHARGES OF \$.11 COWEN EXECUTION SERVICES LLC	-60.000 216.950000	13,015.09	0.00	0.00	-10,907.86	2,107.23	0.00	2,107.23

Portfolio Statement

1 DEC 23 - 31 DEC 23

Account number XXXXXXXXXX
Account Name *UFCW TRI-STATE - WESTFIELD-SL

Investment Transaction Detail

Page 20 of 49

Trade Date Settle Date Trade Status	Security Description	Shares/PAR Price	Principal	Transaction Amount Accrued Interest	Adjustment Amt	Cost	Realized Gain/Loss		Total
	Asset ID / Ticker Broker / Commission Narrative						Market	Translation	
Sales									
Equities									
1 Dec 23 5 Dec 23 Settled	ARISTA NETWORKS INC COM CUSIP: 040413106 / ANET COWEN EXECUTION SERVICES LLC / 2.10 OTHER CHARGES: .13 SOLD 70.00 SHARES 12-01-23 AT A PRICE OF \$216.665000 LESS BROKER COMMISSION OF \$2.10 AND OTHER CHARGES OF \$.13 COWEN EXECUTION SERVICES LLC	-70.000 216.665000	15,164.32	0.00	0.00	-12,725.84	2,438.48	0.00	2,438.48
1 Dec 23 5 Dec 23 Settled	ARISTA NETWORKS INC COM CUSIP: 040413106 / ANET COWEN EXECUTION SERVICES LLC / 5.40 OTHER CHARGES: .32 SOLD 180.00 SHARES 12-01-23 AT A PRICE OF \$217.267700 LESS BROKER COMMISSION OF \$5.40 AND OTHER CHARGES OF \$.32 COWEN EXECUTION SERVICES LLC	-180.000 217.267700	39,102.47	0.00	0.00	-32,723.59	6,378.88	0.00	6,378.88
20 Dec 23 22 Dec 23 Settled	CADENCE DESIGN SYS INC COM CUSIP: 127387108 / CDNS J.P. MORGAN SECURITIES LLC / .80 OTHER CHARGES: .09 SOLD 40.00 SHARES 12-20-23 AT A PRICE OF \$274.820000 LESS BROKER COMMISSION OF \$.80 AND OTHER CHARGES OF \$.09 J.P. MORGAN SECURITIES LLC	-40.000 274.820000	10,991.91	0.00	0.00	-8,931.86	2,060.05	0.00	2,060.05
20 Dec 23 22 Dec 23 Settled	COSTAR GROUP INC COM CUSIP: 22160N109 / CSGP INSTINET, LLC / 1.40 OTHER CHARGES: .05 SOLD 70.00 SHARES 12-20-23 AT A PRICE OF \$87.770000 LESS BROKER COMMISSION OF \$1.40 AND OTHER CHARGES OF \$.05 INSTINET, LLC	-70.000 87.770000	6,142.45	0.00	0.00	-5,527.60	614.85	0.00	614.85

Portfolio Statement

1 DEC 23 - 31 DEC 23

Account number XXXXXXXXXX
Account Name *UFCW TRI-STATE - WESTFIELD-SL

Investment Transaction Detail

Page 21 of 49

Trade Date Settle Date Trade Status	Security Description Asset ID / Ticker Broker / Commission Narrative	Shares/PAR Price	Principal	Transaction Amount Accrued Interest	Adjustment Amt	Cost	Realized Gain/Loss		
							Market	Translation	Total
Sales									
Equities									
20 Dec 23 22 Dec 23 Settled	COSTCO WHOLESALE CORP NEW COM CUSIP: 22160K105 / COST J.P. MORGAN SECURITIES LLC / .20 OTHER CHARGES: .06 SOLD 10.00 SHARES 12-20-23 AT A PRICE OF \$667.209800 LESS BROKER COMMISSION OF \$.20 AND OTHER CHARGES OF \$.06 J.P. MORGAN SECURITIES LLC	-10.000 667.209800	6,671.84	0.00	0.00	-3,476.59	3,195.25	0.00	3,195.25
20 Dec 23 22 Dec 23 Settled	DEXCOM INC COM CUSIP: 252131107 / DXCM JEFFERIES LLC / 1.40 OTHER CHARGES: .07 SOLD 70.00 SHARES 12-20-23 AT A PRICE OF \$118.264800 LESS BROKER COMMISSION OF \$1.40 AND OTHER CHARGES OF \$.07 JEFFERIES LLC	-70.000 118.264800	8,277.07	0.00	0.00	-7,812.24	464.83	0.00	464.83
20 Dec 23 22 Dec 23 Settled	ELI LILLY & CO COM CUSIP: 532457108 / LLY BOFA SECURITIES, INC. / .20 OTHER CHARGES: .05 SOLD 10.00 SHARES 12-20-23 AT A PRICE OF \$575.910000 LESS BROKER COMMISSION OF \$.20 AND OTHER CHARGES OF \$.05 BOFA SECURITIES, INC.	-10.000 575.910000	5,758.85	0.00	0.00	-3,252.45	2,506.40	0.00	2,506.40
20 Dec 23 22 Dec 23 Settled	EQUINIX INC COM PAR \$0.001 CUSIP: 29444U700 / EQIX CITIGROUP GLOBAL MARKETS INC.CP AND CD /.10 OTHER CHARGES: .04 SOLD 5.00 SHARES 12-20-23 AT A PRICE OF \$801.610000 LESS BROKER COMMISSION OF \$.10 AND OTHER CHARGES OF \$.04 CITIGROUP GLOBAL MARKETS	-5.000 801.610000	4,007.91	0.00	0.00	-3,745.89	262.02	0.00	262.02

Portfolio Statement

1 DEC 23 - 31 DEC 23

Account number XXXXXXXXXX
Account Name *UFCW TRI-STATE - WESTFIELD-SL

Investment Transaction Detail

Page 22 of 49

Trade Date	Security Description						Realized Gain/Loss		
Settle Date	Asset ID / Ticker								
Trade Status	Broker / Commission	Shares/PAR	Principal	Transaction Amount	Adjustment Amt	Cost	Market	Translation	Total
	Narrative	Price		Accrued Interest					

Sales

Equities

20 Dec 23	HOME DEPOT INC COM	-30.000	10,622.01	0.00	0.00	-9,665.10	956.91	0.00	956.91
22 Dec 23	CUSIP: 437076102 / HD								
Settled	CITIGROUP GLOBAL MARKETS INC.CP AND CD / .60	354.090000							
	OTHER CHARGES: .09								
	SOLD 30.00 SHARES 12-20-23 AT								
	A PRICE OF \$354.090000 LESS								
	BROKER COMMISSION OF \$.60 AND								
	OTHER CHARGES OF \$.09								
	CITIGROUP GLOBAL MARKETS								
20 Dec 23	MARVELL TECHNOLOGY INC COM	-110.000	6,576.84	0.00	0.00	-5,000.75	1,576.09	0.00	1,576.09
22 Dec 23	CUSIP: 573874104 / MRVL								
Settled	BOFA SECURITIES, INC. / 2.20	59.810000							
	OTHER CHARGES: .06								
	SOLD 110.00 SHARES 12-20-23 AT								
	A PRICE OF \$59.810000 LESS								
	BROKER COMMISSION OF \$2.20 AND								
	OTHER CHARGES OF \$.06 BOFA								
	SECURITIES, INC.								
20 Dec 23	MC DONALDS CORP COM	-30.000	8,709.11	0.00	0.00	-7,687.18	1,021.93	0.00	1,021.93
22 Dec 23	CUSIP: 580135101 / MCD								
Settled	J.P. MORGAN SECURITIES LLC / .60	290.326000							
	OTHER CHARGES: .07								
	SOLD 30.00 SHARES 12-20-23 AT								
	A PRICE OF \$290.326000 LESS								
	BROKER COMMISSION OF \$.60 AND								
	OTHER CHARGES OF \$.07 J.P.								
	MORGAN SECURITIES LLC								
20 Dec 23	META PLATFORMS INC COM USD0.000006 CL	-60.000	21,226.51	0.00	0.00	-13,919.17	7,307.34	0.00	7,307.34
22 Dec 23	'A'								
Settled	CUSIP: 30303M102 / META	353.798000							
	INSTINET, LLC / 1.20								
	OTHER CHARGES: .17								
	SOLD 60.00 SHARES 12-20-23 AT								
	A PRICE OF \$353.798000 LESS								
	BROKER COMMISSION OF \$1.20 AND								
	OTHER CHARGES OF \$.17								
	INSTINET, LLC								

Portfolio Statement

1 DEC 23 - 31 DEC 23

Account number XXXXXXXXXX
Account Name *UFCW TRI-STATE - WESTFIELD-SL

Investment Transaction Detail

Page 23 of 49

Trade Date Settle Date Trade Status	Security Description	Shares/PAR Price	Principal	Transaction Amount Accrued Interest	Adjustment Amt	Cost	Realized Gain/Loss		Total
	Asset ID / Ticker Broker / Commission Narrative						Market	Translation	
Sales									
Equities									
20 Dec 23 22 Dec 23 Settled	MGM RESORTS INTERNATIONAL COM CUSIP: 552953101 / MGM ISI GROUP INC. / 4.20 OTHER CHARGES: .08 SOLD 210.00 SHARES 12-20-23 AT A PRICE OF \$44.955400 LESS BROKER COMMISSION OF \$4.20 AND OTHER CHARGES OF \$.08 ISI GROUP INC.	-210.000 44.955400	9,436.35	0.00	0.00	-8,403.67	1,032.68	0.00	1,032.68
20 Dec 23 22 Dec 23 Settled	MICROSOFT CORP COM CUSIP: 594918104 / MSFT J.P. MORGAN SECURITIES LLC / 2.20 OTHER CHARGES: .34 SOLD 110.00 SHARES 12-20-23 AT A PRICE OF \$375.113200 LESS BROKER COMMISSION OF \$2.20 AND OTHER CHARGES OF \$.34 J.P. MORGAN SECURITIES LLC	-110.000 375.113200	41,259.91	0.00	0.00	-15,578.80	25,681.11	0.00	25,681.11
20 Dec 23 22 Dec 23 Settled	NVIDIA CORP COM CUSIP: 67066G104 / NVDA ISI GROUP INC. / 1.00 OTHER CHARGES: .20 SOLD 50.00 SHARES 12-20-23 AT A PRICE OF \$497.323600 LESS BROKER COMMISSION OF \$1.00 AND OTHER CHARGES OF \$.20 ISI GROUP INC.	-50.000 497.323600	24,864.98	0.00	0.00	-12,486.59	12,378.39	0.00	12,378.39
20 Dec 23 22 Dec 23 Settled	PPG IND INC COM CUSIP: 693506107 / PPG CITIGROUP GLOBAL MARKETS INC.CP AND CD /1.00 OTHER CHARGES: .06 SOLD 50.00 SHARES 12-20-23 AT A PRICE OF \$148.800000 LESS BROKER COMMISSION OF \$1.00 AND OTHER CHARGES OF \$.06 CITIGROUP GLOBAL MARKETS	-50.000 148.800000	7,438.94	0.00	0.00	-6,505.44	933.50	0.00	933.50

Portfolio Statement

1 DEC 23 - 31 DEC 23

Account number XXXXXXXXXX
Account Name *UFCW TRI-STATE - WESTFIELD-SL

Investment Transaction Detail

Page 24 of 49

Trade Date Settle Date Trade Status	Security Description	Shares/PAR Price	Principal	Transaction Amount Accrued Interest	Adjustment Amt	Cost	Realized Gain/Loss		Total
	Asset ID / Ticker						Broker / Commission	Market	
Sales									
Equities									
20 Dec 23 22 Dec 23 Settled	S&P GLOBAL INC COM CUSIP: 78409V104 / SPGI INSTINET, LLC / .40 OTHER CHARGES: .07 SOLD 20.00 SHARES 12-20-23 AT A PRICE OF \$435.311300 LESS BROKER COMMISSION OF \$.40 AND OTHER CHARGES OF \$.07 INSTINET, LLC	-20.000 435.311300	8,705.76	0.00	0.00	-8,565.28	140.48	0.00	140.48
20 Dec 23 22 Dec 23 Settled	SALESFORCE INC COM USD0.001 CUSIP: 79466L302 / CRM CITIGROUP GLOBAL MARKETS INC.CP AND CD /1.00 OTHER CHARGES: .11 SOLD 50.00 SHARES 12-20-23 AT A PRICE OF \$263.502500 LESS BROKER COMMISSION OF \$1.00 AND OTHER CHARGES OF \$.11 CITIGROUP GLOBAL MARKETS	-50.000 263.502500	13,174.02	0.00	0.00	-4,119.84	9,054.18	0.00	9,054.18
20 Dec 23 22 Dec 23 Settled	SCHWAB CHARLES CORP COM NEW CUSIP: 808513105 / SCHW CITIGROUP GLOBAL MARKETS INC.CP AND CD /2.00 OTHER CHARGES: .06 SOLD 100.00 SHARES 12-20-23 AT A PRICE OF \$68.660100 LESS BROKER COMMISSION OF \$2.00 AND OTHER CHARGES OF \$.06 CITIGROUP GLOBAL MARKETS	-100.000 68.660100	6,863.95	0.00	0.00	-6,167.47	696.48	0.00	696.48
20 Dec 23 22 Dec 23 Settled	SERVICENOW INC COM USD0.001 CUSIP: 81762P102 / NOW J.P. MORGAN SECURITIES LLC / .60 OTHER CHARGES: .17 SOLD 30.00 SHARES 12-20-23 AT A PRICE OF \$705.016200 LESS BROKER COMMISSION OF \$.60 AND OTHER CHARGES OF \$.17 J.P. MORGAN SECURITIES LLC	-30.000 705.016200	21,149.72	0.00	0.00	-4,213.51	16,936.21	0.00	16,936.21

Portfolio Statement

1 DEC 23 - 31 DEC 23

Account number XXXXXXXXXX
Account Name *UFCW TRI-STATE - WESTFIELD-SL

Investment Transaction Detail

Page 25 of 49

Trade Date	Security Description						Realized Gain/Loss		
Settle Date	Asset ID / Ticker								
Trade Status	Broker / Commission	Shares/PAR	Principal	Transaction Amount	Adjustment Amt	Cost	Market	Translation	Total
	Narrative	Price		Accrued Interest					

Sales

Equities

20 Dec 23	TESLA INC COM USD0.001	-30.000	7,751.94	0.00	0.00	-3,668.16	4,083.78	0.00	4,083.78
22 Dec 23	CUSIP: 88160R101 / TSLA								
Settled	J.P. MORGAN SECURITIES LLC / .60	258.420200							
	OTHER CHARGES: .07								
	SOLD 30.00 SHARES 12-20-23 AT								
	A PRICE OF \$258.420200 LESS								
	BROKER COMMISSION OF \$.60 AND								
	OTHER CHARGES OF \$.07 J.P.								
	MORGAN SECURITIES LLC								
20 Dec 23	TRANSDIGM GROUP INC COM	-13.000	12,943.34	0.00	0.00	-7,158.43	5,784.91	0.00	5,784.91
22 Dec 23	CUSIP: 893641100 / TDG								
Settled	SANFORD C. BERNSTEIN & CO., LLC / .26	995.670000							
	OTHER CHARGES: .11								
	SOLD 13.00 SHARES 12-20-23 AT								
	A PRICE OF \$995.670000 LESS								
	BROKER COMMISSION OF \$.26 AND								
	OTHER CHARGES OF \$.11 SANFORD								
	C. BERNSTEIN & CO., LLC								
20 Dec 23	UBER TECHNOLOGIES INC COM USD0.00001	-150.000	9,251.35	0.00	0.00	-6,040.65	3,210.70	0.00	3,210.70
22 Dec 23	CUSIP: 90353T100 / UBER								
Settled	J.P. MORGAN SECURITIES LLC / 3.00	61.696200							
	OTHER CHARGES: .08								
	SOLD 150.00 SHARES 12-20-23 AT								
	A PRICE OF \$61.696200 LESS								
	BROKER COMMISSION OF \$3.00 AND								
	OTHER CHARGES OF \$.08 J.P.								
	MORGAN SECURITIES LLC								
20 Dec 23	UNION PAC CORP COM	-40.000	9,649.64	0.00	0.00	-6,127.01	3,522.63	0.00	3,522.63
22 Dec 23	CUSIP: 907818108 / UNP								
Settled	JEFFERIES LLC / .80	241.262900							
	OTHER CHARGES: .08								
	SOLD 40.00 SHARES 12-20-23 AT								
	A PRICE OF \$241.262900 LESS								
	BROKER COMMISSION OF \$.80 AND								
	OTHER CHARGES OF \$.08								
	JEFFERIES LLC								

Portfolio Statement

1 DEC 23 - 31 DEC 23

Account number XXXXXXXXXX
Account Name *UFCW TRI-STATE - WESTFIELD-SL

Investment Transaction Detail

Page 26 of 49

Trade Date Settle Date Trade Status	Security Description	Shares/PAR Price	Principal	Transaction Amount		Adjustment Amt	Cost	Realized Gain/Loss		Total
	Asset ID / Ticker Broker / Commission Narrative			Accrued Interest	Market			Translation		
Sales										
Equities										
20 Dec 23 22 Dec 23 Settled	UNITEDHEALTH GROUP INC COM CUSIP: 91324P102 / UNH SANFORD C. BERNSTEIN & CO., LLC / .60 OTHER CHARGES: .13 SOLD 30.00 SHARES 12-20-23 AT A PRICE OF \$520.080000 LESS BROKER COMMISSION OF \$.60 AND OTHER CHARGES OF \$.13 SANFORD C. BERNSTEIN & CO., LLC	-30.000 520.080000	15,601.67	0.00	0.00	-15,600.52	1.15	0.00	1.15	
20 Dec 23 22 Dec 23 Settled	VISA INC COM CL A STK CUSIP: 92826C839 / V J.P. MORGAN SECURITIES LLC / 2.00 OTHER CHARGES: .21 SOLD 100.00 SHARES 12-20-23 AT A PRICE OF \$260.381500 LESS BROKER COMMISSION OF \$2.00 AND OTHER CHARGES OF \$.21 J.P. MORGAN SECURITIES LLC	-100.000 260.381500	26,035.94	0.00	0.00	-14,210.72	11,825.22	0.00	11,825.22	
20 Dec 23 22 Dec 23 Settled	WALMART INC COM CUSIP: 931142103 / WMT J.P. MORGAN SECURITIES LLC / .80 OTHER CHARGES: .05 SOLD 40.00 SHARES 12-20-23 AT A PRICE OF \$155.490000 LESS BROKER COMMISSION OF \$.80 AND OTHER CHARGES OF \$.05 J.P. MORGAN SECURITIES LLC	-40.000 155.490000	6,218.75	0.00	0.00	-6,119.06	99.69	0.00	99.69	
20 Dec 23 22 Dec 23 Settled	WORKDAY INC CL A COM USD0.001 CUSIP: 98138H101 / WDAY SANFORD C. BERNSTEIN & CO., LLC / .60 OTHER CHARGES: .07 SOLD 30.00 SHARES 12-20-23 AT A PRICE OF \$273.720000 LESS BROKER COMMISSION OF \$.60 AND OTHER CHARGES OF \$.07 SANFORD C. BERNSTEIN & CO., LLC	-30.000 273.720000	8,210.93	0.00	0.00	-5,548.28	2,662.65	0.00	2,662.65	
Total United States - USD			690,433.83	0.00	0.00	-466,601.00	223,832.83	0.00	223,832.83	
Total common stock			707,240.39	0.00	0.00	-483,234.00	224,006.39	0.00	224,006.39	
Total equities			707,240.39	0.00	0.00	-483,234.00	224,006.39	0.00	224,006.39	

Portfolio Statement

1 DEC 23 - 31 DEC 23

Account number XXXXXXXXXX
Account Name *UFCW TRI-STATE - WESTFIELD-SL

Investment Transaction Detail

Page 27 of 49

Trade Date Settle Date Trade Status	Security Description Asset ID / Ticker Broker / Commission Narrative	Shares/PAR Price	Principal	Transaction Amount Accrued Interest	Adjustment Amt	Cost	Realized Gain/Loss		
							Market	Translation	Total
Sales									
Cash and Cash Equivalents									
Funds - short term investment									
United States - USD									
12 Dec 23 12 Dec 23 Settled	NT COLLECTIVE SHORT TERM INVT FD CUSIP: 66586U452 / Sold 71,058.130 Units 12-Dec-2023 at a price of 1.00 Net	-71,058.130 1.000000	71,058.13	0.00	0.00	-71,058.13	0.00	0.00	0.00
21 Dec 23 21 Dec 23 Settled	NT COLLECTIVE SHORT TERM INVT FD CUSIP: 66586U452 / Sold 31,432.300 Units 21-Dec-2023 at a price of 1.00 Net	-31,432.300 1.000000	31,432.30	0.00	0.00	-31,432.30	0.00	0.00	0.00
22 Dec 23 22 Dec 23 Settled	NT COLLECTIVE SHORT TERM INVT FD CUSIP: 66586U452 / Sold 52,062.620 Units 22-Dec-2023 at a price of 1.00 Net	-52,062.620 1.000000	52,062.62	0.00	0.00	-52,062.62	0.00	0.00	0.00
Total United States - USD			154,553.05	0.00	0.00	-154,553.05	0.00	0.00	0.00
Total funds - short term investment			154,553.05	0.00	0.00	-154,553.05	0.00	0.00	0.00
Total cash and cash equivalents			154,553.05	0.00	0.00	-154,553.05	0.00	0.00	0.00
Total sales			-158,101.05	861,793.44	0.00	0.00	-637,787.05	224,006.39	0.00 224,006.39
Total transactions			35,578.79	0.00	0.00	188,427.60	224,006.39	0.00	224,006.39

Portfolio Statement

31 DEC 23

Account number XXXXXXXXXX
Account Name *UFCW TRI-STATE - WESTFIELD-SL

◆ Pending Tran Detail w/Accrued Interest

Page 28 of 49

			<u>Security description</u>		<u>Cost/Market</u>	<u>Accrued Interest</u>	<u>Total</u>
<u>Trade date/</u>			<u>Asset Id</u>		<u>Local Proceeds</u>	<u>Local</u>	<u>Local Proceeds</u>
<u>Settle date</u>	<u>Country</u>	<u>Trade Status</u>	<u>Trade Expenses</u>	<u>Shares/PAR</u>	<u>Base Proceeds</u>	<u>Base</u>	<u>Base Proceeds</u>
					<u>Base Market</u>	<u>Market</u>	<u>Base Market</u>

NO DATA TO REPORT

Portfolio Statement

1 DEC 23 - 31 DEC 23

Account number XXXXXXXXXX
Account Name *UFCW TRI-STATE - WESTFIELD-SL

◆ Income & Expense Summary

Page 29 of 49

Type	Receivables last period	Receivables this period	Amount received	Tax recoverable last period	Tax recoverable this period	Tax reclaims received	Accrual receipts/ deliveries	Earned income
<i>Income</i>								
Equities								
Common stock	18,391.50	13,012.80	25,040.46	0.00	0.00	0.00	0.00	19,661.76
Total equities	18,391.50	13,012.80	25,040.46	0.00	0.00	0.00	0.00	19,661.76
Cash and cash equivalents								
Funds - short term investment	1,052.50	3,214.83	1,081.23	0.00	0.00	0.00	0.00	3,243.56
Total cash and cash equivalents	1,052.50	3,214.83	1,081.23	0.00	0.00	0.00	0.00	3,243.56
Securities lending								
	0.00	0.00	865.71	0.00	0.00	0.00	0.00	865.71
Total securities lending	0.00	0.00	865.71	0.00	0.00	0.00	0.00	865.71
Total income	19,444.00	16,227.63	26,987.40	0.00	0.00	0.00	0.00	23,771.03
Type	Payables last period	Payables this period	Amount paid	Tax recoverable last period	Tax recoverable this period	Tax reclaims received	Accrual receipts/ deliveries	Expenses recognized
<i>Expense</i>								
Cash and cash equivalents								
Funds - short term investment	0.00	0.00	- 28.72	0.00	0.00	0.00	0.00	- 28.72
Total cash and cash equivalents	0.00	0.00	- 28.72	0.00	0.00	0.00	0.00	- 28.72
Expenses								
Securities lending fees	0.00	0.00	- 346.13	0.00	0.00	0.00	0.00	- 346.13
Total expenses	0.00	0.00	- 346.13	0.00	0.00	0.00	0.00	- 346.13
Total expense	0.00	0.00	- 374.85	0.00	0.00	0.00	0.00	- 374.85
Net income & expenses	19,444.00	16,227.63	26,612.55	0.00	0.00	0.00	0.00	23,396.18

Portfolio Statement

1 DEC 23 - 31 DEC 23

Account number XXXXXXXXXX
Account Name *UFCW TRI-STATE - WESTFIELD-SL

◆ Income & Expense Detail - Base Currency

Page 30 of 49

Description Asset ID/Dates	Rate Shares/PAR	Gross Amount	Tax Recoverable	Tax Withheld	Tax Credit	Net Amount	Transaction Type
<i>Income</i>							
Equities							
Common Stock							
United States - USD							
ELI LILLY & CO COM	1.1300 476.000	537.88	0.00	0.00	0.00	537.88	Receivable last period
CUSIP: 532457108 Ex date: 14 NOV 23 / Pay date: 08 DEC 23							
EQUINIX INC COM PAR \$0.001	4.2600 382.000	1,627.32	0.00	0.00	0.00	1,627.32	Receivable last period
CUSIP: 29444U700 Ex date: 14 NOV 23 / Pay date: 13 DEC 23							
HOME DEPOT INC COM	2.0900 1,770.000	3,699.30	0.00	0.00	0.00	3,699.30	Receivable last period
CUSIP: 437076102 Ex date: 29 NOV 23 / Pay date: 14 DEC 23							
MC DONALDS CORP COM	1.6700 1,520.000	2,538.40	0.00	0.00	0.00	2,538.40	Receivable last period
CUSIP: 580135101 Ex date: 30 NOV 23 / Pay date: 15 DEC 23							
MICROSOFT CORP COM	.7500 6,240.000	4,680.00	0.00	0.00	0.00	4,680.00	Receivable last period
CUSIP: 594918104 Ex date: 15 NOV 23 / Pay date: 14 DEC 23							
PPG IND INC COM	.6500 2,800.000	1,820.00	0.00	0.00	0.00	1,820.00	Receivable last period
CUSIP: 693506107 Ex date: 09 NOV 23 / Pay date: 12 DEC 23							
S&P GLOBAL INC COM	.9000 970.000	873.00	0.00	0.00	0.00	873.00	Receivable last period
CUSIP: 78409V104 Ex date: 27 NOV 23 / Pay date: 12 DEC 23							
VISA INC COM CL A STK	.5200 5,030.000	2,615.60	0.00	0.00	0.00	2,615.60	Receivable last period
CUSIP: 92826C839 Ex date: 08 NOV 23 / Pay date: 01 DEC 23							
COSTCO WHOLESALE CORP NEW COM	15.0000 790.000	11,850.00	0.00	0.00	0.00	11,850.00	Receivable this period
CUSIP: 22160K105 Ex date: 27 DEC 23 / Pay date: 12 JAN 24							
WALMART INC COM	.5700 2,040.000	1,162.80	0.00	0.00	0.00	1,162.80	Receivable this period
CUSIP: 931142103 Ex date: 07 DEC 23 / Pay date: 02 JAN 24							

Portfolio Statement

1 DEC 23 - 31 DEC 23

Account number XXXXXXXXXX
Account Name *UFCW TRI-STATE - WESTFIELD-SL

◆ Income & Expense Detail - Base Currency

Page 31 of 49

Description Asset ID/Dates	Rate Shares/PAR	Gross Amount	Tax Recoverable	Tax Withheld	Tax Credit	Net Amount	Transaction Type
<i>Income</i>							
Equities							
Common Stock							
AMETEK INC NEW COM	.2500 2,540.000	635.00	0.00	0.00	0.00	635.00	Received this period
CUSIP: 031100100 Ex date: 07 DEC 23 / Pay date: 22 DEC 23							
ELI LILLY & CO COM	1.1300 476.000	537.88	0.00	0.00	0.00	537.88	Received this period
CUSIP: 532457108 Ex date: 14 NOV 23 / Pay date: 08 DEC 23							
EQUINIX INC COM PAR \$0.001	4.2600 382.000	1,627.32	0.00	0.00	0.00	1,627.32	Received this period
CUSIP: 29444U700 Ex date: 14 NOV 23 / Pay date: 13 DEC 23							
HOME DEPOT INC COM	2.0900 1,770.000	3,699.30	0.00	0.00	0.00	3,699.30	Received this period
CUSIP: 437076102 Ex date: 29 NOV 23 / Pay date: 14 DEC 23							
MC DONALDS CORP COM	1.6700 1,520.000	2,538.40	0.00	0.00	0.00	2,538.40	Received this period
CUSIP: 580135101 Ex date: 30 NOV 23 / Pay date: 15 DEC 23							
MICROSOFT CORP COM	.7500 6,240.000	4,680.00	0.00	0.00	0.00	4,680.00	Received this period
CUSIP: 594918104 Ex date: 15 NOV 23 / Pay date: 14 DEC 23							
NVIDIA CORP COM	.0400 2,374.000	94.96	0.00	0.00	0.00	94.96	Received this period
CUSIP: 67066G104 Ex date: 05 DEC 23 / Pay date: 28 DEC 23							
PPG IND INC COM	.6500 2,800.000	1,820.00	0.00	0.00	0.00	1,820.00	Received this period
CUSIP: 693506107 Ex date: 09 NOV 23 / Pay date: 12 DEC 23							
S&P GLOBAL INC COM	.9000 970.000	873.00	0.00	0.00	0.00	873.00	Received this period
CUSIP: 78409V104 Ex date: 27 NOV 23 / Pay date: 12 DEC 23							
UNION PAC CORP COM	1.3000 1,950.000	2,535.00	0.00	0.00	0.00	2,535.00	Received this period
CUSIP: 907818108 Ex date: 07 DEC 23 / Pay date: 28 DEC 23							
UNITEDHEALTH GROUP INC COM	1.8800 1,800.000	3,384.00	0.00	0.00	0.00	3,384.00	Received this period
CUSIP: 91324P102 Ex date: 01 DEC 23 / Pay date: 12 DEC 23							

Portfolio Statement

1 DEC 23 - 31 DEC 23

Account number [REDACTED]
Account Name *UFCW TRI-STATE - WESTFIELD-SL

◆ Income & Expense Detail - Base Currency

Page 32 of 49

Description Asset ID/Dates	Rate Shares/PAR	Gross Amount	Tax Recoverable	Tax Withheld	Tax Credit	Net Amount	Transaction Type
<i>Income</i>							
Equities							
Common Stock							
VISA INC COM CL A STK	.5200	2,615.60	0.00	0.00	0.00	2,615.60	Received this period
CUSIP: 92826C839 Ex date: 08 NOV 23 / Pay date: 01 DEC 23		5,030.000					
Total Common Stock		18,391.50	0.00	0.00	0.00	18,391.50	Receivable last period
		13,012.80	0.00	0.00	0.00	13,012.80	Receivable this period
		25,040.46	0.00	0.00	0.00	25,040.46	Received this period
		0.00	0.00	0.00	0.00	0.00	Income received from prior
		0.00	0.00	0.00	0.00	0.00	Broker commissions recaptured
		0.00	0.00	0.00	0.00	0.00	Tax recoverable last period
		0.00	0.00	0.00	0.00	0.00	Tax recoverable this period
		0.00	0.00	0.00	0.00	0.00	Tax reclaims received
		0.00	0.00	0.00	0.00	0.00	Income purchased this period
		0.00	0.00	0.00	0.00	0.00	Income sold this period
		0.00	0.00	0.00	0.00	0.00	Tax recoverable received this period
		0.00	0.00	0.00	0.00	0.00	Tax recoverable delivered this period
		0.00	0.00	0.00	0.00	0.00	Accrued income received this period
		0.00	0.00	0.00	0.00	0.00	Accrued income delivered this period
		19,661.76	0.00	0.00	0.00	19,661.76	Earned income
Total Equities		18,391.50	0.00	0.00	0.00	18,391.50	Receivable last period
		13,012.80	0.00	0.00	0.00	13,012.80	Receivable this period
		25,040.46	0.00	0.00	0.00	25,040.46	Received this period
		0.00	0.00	0.00	0.00	0.00	Income received from prior
		0.00	0.00	0.00	0.00	0.00	Broker commissions recaptured
		0.00	0.00	0.00	0.00	0.00	Tax recoverable last period
		0.00	0.00	0.00	0.00	0.00	Tax recoverable this period
		0.00	0.00	0.00	0.00	0.00	Tax reclaims received
		0.00	0.00	0.00	0.00	0.00	Income purchased this period
		0.00	0.00	0.00	0.00	0.00	Income sold this period
		0.00	0.00	0.00	0.00	0.00	Tax recoverable received this period
		0.00	0.00	0.00	0.00	0.00	Tax recoverable delivered this period
		0.00	0.00	0.00	0.00	0.00	Accrued income received this period
		0.00	0.00	0.00	0.00	0.00	Accrued income delivered this period
		19,661.76	0.00	0.00	0.00	19,661.76	Earned income

Portfolio Statement

1 DEC 23 - 31 DEC 23

Account number XXXXXXXXXX
Account Name *UFCW TRI-STATE - WESTFIELD-SL

◆ Income & Expense Detail - Base Currency

Page 33 of 49

Description Asset ID/Dates	Rate Shares/PAR	Gross Amount	Tax Recoverable	Tax Withheld	Tax Credit	Net Amount	Transaction Type
<i>Income</i>							
Cash and Cash Equivalents							
Funds - Short Term Investment							
United States - USD							
NT COLLECTIVE SHORT TERM INVT FD	5.6596 0.000	1,052.50	0.00	0.00	0.00	1,052.50	Receivable last period
CUSIP: 66586U452							
NT COLLECTIVE SHORT TERM INVT FD	5.6496 0.000	3,214.83	0.00	0.00	0.00	3,214.83	Receivable this period
CUSIP: 66586U452							
NT COLLECTIVE SHORT TERM INVT FD	.0000 0.000	1,081.23	0.00	0.00	0.00	1,081.23	Received this period
CUSIP: 66586U452 Ex date: 30 NOV 23 / Pay date: 05 DEC 23							
Total Funds - Short Term Investment		1,052.50	0.00	0.00	0.00	1,052.50	Receivable last period
		3,214.83	0.00	0.00	0.00	3,214.83	Receivable this period
		1,081.23	0.00	0.00	0.00	1,081.23	Received this period
		0.00	0.00	0.00	0.00	0.00	Income received from prior
		0.00	0.00	0.00	0.00	0.00	Broker commissions recaptured
		0.00	0.00	0.00	0.00	0.00	Tax recoverable last period
		0.00	0.00	0.00	0.00	0.00	Tax recoverable this period
		0.00	0.00	0.00	0.00	0.00	Tax reclaims received
		0.00	0.00	0.00	0.00	0.00	Income purchased this period
		0.00	0.00	0.00	0.00	0.00	Income sold this period
		0.00	0.00	0.00	0.00	0.00	Tax recoverable received this period
		0.00	0.00	0.00	0.00	0.00	Tax recoverable delivered this period
		0.00	0.00	0.00	0.00	0.00	Accrued income received this period
		0.00	0.00	0.00	0.00	0.00	Accrued income delivered this period
		3,243.56	0.00	0.00	0.00	3,243.56	Earned income
Total Cash and Cash Equivalents		1,052.50	0.00	0.00	0.00	1,052.50	Receivable last period
		3,214.83	0.00	0.00	0.00	3,214.83	Receivable this period
		1,081.23	0.00	0.00	0.00	1,081.23	Received this period
		0.00	0.00	0.00	0.00	0.00	Income received from prior
		0.00	0.00	0.00	0.00	0.00	Broker commissions recaptured
		0.00	0.00	0.00	0.00	0.00	Tax recoverable last period
		0.00	0.00	0.00	0.00	0.00	Tax recoverable this period
		0.00	0.00	0.00	0.00	0.00	Tax reclaims received
		0.00	0.00	0.00	0.00	0.00	Income purchased this period
		0.00	0.00	0.00	0.00	0.00	Income sold this period

Portfolio Statement

1 DEC 23 - 31 DEC 23

Account number XXXXXXXXXX
Account Name *UFCW TRI-STATE - WESTFIELD-SL

◆ Income & Expense Detail - Base Currency

Page 34 of 49

Description Asset ID/Dates	Rate Shares/PAR	Gross Amount	Tax Recoverable	Tax Withheld	Tax Credit	Net Amount	Transaction Type
<i>Income</i>							
Cash and Cash Equivalents							
Funds - Short Term Investment							
		0.00	0.00	0.00	0.00	0.00	Tax recoverable received this period
		0.00	0.00	0.00	0.00	0.00	Tax recoverable delivered this period
		0.00	0.00	0.00	0.00	0.00	Accrued income received this period
		0.00	0.00	0.00	0.00	0.00	Accrued income delivered this period
		3,243.56	0.00	0.00	0.00	3,243.56	Earned income
<i>Income</i>							
Securities Lending							
United States - USD							
SECURITIES LENDING INCOME FROM GLOBAL EQUITY SECURITIES CUSIP: 999938343 Ex date: 15 DEC 23 / Pay date: 15 DEC 23	.0000 0.000	125.02	0.00	0.00	0.00	125.02	Received this period
SECURITIES LENDING INCOME FROM LENDING US CORPORATE SECURITIES CUSIP: 999938327 Ex date: 15 DEC 23 / Pay date: 15 DEC 23	.0000 0.000	740.69	0.00	0.00	0.00	740.69	Received this period
Total		0.00 0.00 865.71 0.00 0.00 0.00 0.00 0.00 0.00 0.00 0.00 0.00 0.00 0.00 0.00 0.00 0.00 0.00 865.71	0.00 0.00 0.00 0.00 0.00 0.00 0.00 0.00 0.00 0.00 0.00 0.00 0.00 0.00 0.00 0.00 0.00 0.00 0.00	0.00 0.00 0.00 0.00 0.00 0.00 0.00 0.00 0.00 0.00 0.00 0.00 0.00 0.00 0.00 0.00 0.00 0.00 0.00	0.00 0.00 0.00 0.00 0.00 0.00 0.00 0.00 0.00 0.00 0.00 0.00 0.00 0.00 0.00 0.00 0.00 0.00 0.00	0.00 0.00 865.71 0.00 0.00 0.00 0.00 0.00 0.00 0.00 0.00 0.00 0.00 0.00 0.00 0.00 0.00 0.00 0.00 865.71	Receivable last period Receivable this period Received this period Income received from prior Broker commissions recaptured Tax recoverable last period Tax recoverable this period Tax reclaims received Income purchased this period Income sold this period Tax recoverable received this period Tax recoverable delivered this period Accrued income received this period Accrued income delivered this period Earned income

Portfolio Statement

1 DEC 23 - 31 DEC 23

Account number XXXXXXXXXX
Account Name *UFCW TRI-STATE - WESTFIELD-SL

◆ Income & Expense Detail - Base Currency

Page 35 of 49

Description Asset ID/Dates	Rate Shares/PAR	Gross Amount	Tax Recoverable	Tax Withheld	Tax Credit	Net Amount	Transaction Type
<i>Income</i>							
Securities Lending							
<hr/>							
Total Securities Lending		0.00	0.00	0.00	0.00	0.00	Receivable last period
		0.00	0.00	0.00	0.00	0.00	Receivable this period
		865.71	0.00	0.00	0.00	865.71	Received this period
		0.00	0.00	0.00	0.00	0.00	Income received from prior
		0.00	0.00	0.00	0.00	0.00	Broker commissions recaptured
		0.00	0.00	0.00	0.00	0.00	Tax recoverable last period
		0.00	0.00	0.00	0.00	0.00	Tax recoverable this period
		0.00	0.00	0.00	0.00	0.00	Tax reclaims received
		0.00	0.00	0.00	0.00	0.00	Income purchased this period
		0.00	0.00	0.00	0.00	0.00	Income sold this period
		0.00	0.00	0.00	0.00	0.00	Tax recoverable received this period
		0.00	0.00	0.00	0.00	0.00	Tax recoverable delivered this period
		0.00	0.00	0.00	0.00	0.00	Accrued income received this period
		0.00	0.00	0.00	0.00	0.00	Accrued income delivered this period
		865.71	0.00	0.00	0.00	865.71	Earned income
<hr/>							
Total Income		19,444.00	0.00	0.00	0.00	19,444.00	Receivable last period
		16,227.63	0.00	0.00	0.00	16,227.63	Receivable this period
		26,987.40	0.00	0.00	0.00	26,987.40	Received this period
		0.00	0.00	0.00	0.00	0.00	Income received from prior
		0.00	0.00	0.00	0.00	0.00	Broker commissions recaptured
		0.00	0.00	0.00	0.00	0.00	Tax recoverable last period
		0.00	0.00	0.00	0.00	0.00	Tax recoverable this period
		0.00	0.00	0.00	0.00	0.00	Tax reclaims received
		0.00	0.00	0.00	0.00	0.00	Income purchased this period
		0.00	0.00	0.00	0.00	0.00	Income sold this period
		0.00	0.00	0.00	0.00	0.00	Tax recoverable received this period
		0.00	0.00	0.00	0.00	0.00	Tax recoverable delivered this period
		0.00	0.00	0.00	0.00	0.00	Accrued income received this period
		0.00	0.00	0.00	0.00	0.00	Accrued income delivered this period
		23,771.03	0.00	0.00	0.00	23,771.03	Earned income

Portfolio Statement

1 DEC 23 - 31 DEC 23

Account number XXXXXXXXXX
Account Name *UFCW TRI-STATE - WESTFIELD-SL

◆ Income & Expense Detail - Base Currency

Page 36 of 49

Description Asset ID/Dates	Rate Shares/PAR	Gross Amount	Tax Recoverable	Tax Withheld	Tax Credit	Net Amount	Transaction Type
<i>Expense</i>							
Cash and Cash Equivalents							
Funds - Short Term Investment							
United States - USD							
NORTHERN TRUST SWEEP FEE	5.6545 0.000	-28.72	0.00	0.00	0.00	- 28.72	Paid this period
CUSIP: 66586U452 Value date: 05 DEC 23 / Entry date: 05 DEC 23							
Total Funds - Short Term Investment		0.00	0.00	0.00	0.00	0.00	Payable last period
		0.00	0.00	0.00	0.00	0.00	Payable this period
		-28.72	0.00	0.00	0.00	- 28.72	Paid this period
		0.00	0.00	0.00	0.00	0.00	Income received from prior
		0.00	0.00	0.00	0.00	0.00	Broker commissions recaptured
		0.00	0.00	0.00	0.00	0.00	Tax recoverable last period
		0.00	0.00	0.00	0.00	0.00	Tax recoverable this period
		0.00	0.00	0.00	0.00	0.00	Tax reclaims received
		0.00	0.00	0.00	0.00	0.00	Liability expense paid
		0.00	0.00	0.00	0.00	0.00	Liability expense received
		0.00	0.00	0.00	0.00	0.00	Tax recoverable received this period
		0.00	0.00	0.00	0.00	0.00	Tax recoverable delivered this period
		0.00	0.00	0.00	0.00	0.00	Accrued expense received this period
		0.00	0.00	0.00	0.00	0.00	Accrued expense delivered this period
		-28.72	0.00	0.00	0.00	- 28.72	Expenses recognized
Total Cash and Cash Equivalents		0.00	0.00	0.00	0.00	0.00	Payable last period
		0.00	0.00	0.00	0.00	0.00	Payable this period
		-28.72	0.00	0.00	0.00	- 28.72	Paid this period
		0.00	0.00	0.00	0.00	0.00	Income received from prior
		0.00	0.00	0.00	0.00	0.00	Broker commissions recaptured
		0.00	0.00	0.00	0.00	0.00	Tax recoverable last period
		0.00	0.00	0.00	0.00	0.00	Tax recoverable this period
		0.00	0.00	0.00	0.00	0.00	Tax reclaims received
		0.00	0.00	0.00	0.00	0.00	Liability expense paid
		0.00	0.00	0.00	0.00	0.00	Liability expense received
		0.00	0.00	0.00	0.00	0.00	Tax recoverable received this period
		0.00	0.00	0.00	0.00	0.00	Tax recoverable delivered this period
		0.00	0.00	0.00	0.00	0.00	Accrued expense received this period
		0.00	0.00	0.00	0.00	0.00	Accrued expense delivered this period
		-28.72	0.00	0.00	0.00	- 28.72	Expenses recognized

Portfolio Statement

1 DEC 23 - 31 DEC 23

Account number XXXXXXXXXX
Account Name *UFCW TRI-STATE - WESTFIELD-SL

◆ Income & Expense Detail - Base Currency

Page 37 of 49

Description Asset ID/Dates	Rate Shares/PAR	Gross Amount	Tax Recoverable	Tax Withheld	Tax Credit	Net Amount	Transaction Type
<i>Expense</i>							
Expenses							
Securities Lending Fees							
United States - USD							
6031005 - CORPORATE FEE FOR SECURITIES LENDING FOR THE MONTH OF NOVEMBER 2023 CUSIP: 999938368 Value date: 15 DEC 23 / Entry date: 15 DEC 23	.0000 0.000	-296.14	0.00	0.00	0.00	- 296.14	Paid this period
6031007 - GLOBAL EQUITY FEE FOR SECURITIES LENDING FOR THE MONTH OF NOVEMBER 2023 CUSIP: 999938384 Value date: 15 DEC 23 / Entry date: 15 DEC 23	.0000 0.000	-49.99	0.00	0.00	0.00	- 49.99	Paid this period
Total Securities Lending Fees		0.00 0.00 -346.13 0.00 0.00 0.00 0.00 0.00 0.00 0.00 0.00 0.00 0.00 0.00 0.00 0.00 -346.13	0.00 0.00 0.00 0.00 0.00 0.00 0.00 0.00 0.00 0.00 0.00 0.00 0.00 0.00 0.00 0.00 0.00	0.00 0.00 0.00 0.00 0.00 0.00 0.00 0.00 0.00 0.00 0.00 0.00 0.00 0.00 0.00 0.00 0.00	0.00 0.00 0.00 0.00 0.00 0.00 0.00 0.00 0.00 0.00 0.00 0.00 0.00 0.00 0.00 0.00 0.00	0.00 0.00 - 346.13 0.00 0.00 0.00 0.00 0.00 0.00 0.00 0.00 0.00 0.00 0.00 0.00 0.00 0.00 0.00 - 346.13	Payable last period Payable this period Paid this period Income received from prior Broker commissions recaptured Tax recoverable last period Tax recoverable this period Tax reclaims received Liability expense paid Liability expense received Tax recoverable received this period Tax recoverable delivered this period Accrued expense received this period Accrued expense delivered this period Expenses recognized
Total Expenses		0.00 0.00 -346.13 0.00 0.00 0.00 0.00 0.00 0.00 0.00 0.00 0.00 0.00 0.00 0.00 0.00 0.00 -346.13	0.00 0.00 0.00 0.00 0.00 0.00 0.00 0.00 0.00 0.00 0.00 0.00 0.00 0.00 0.00 0.00 0.00 0.00	0.00 0.00 0.00 0.00 0.00 0.00 0.00 0.00 0.00 0.00 0.00 0.00 0.00 0.00 0.00 0.00 0.00 0.00	0.00 0.00 0.00 0.00 0.00 0.00 0.00 0.00 0.00 0.00 0.00 0.00 0.00 0.00 0.00 0.00 0.00 0.00	0.00 0.00 - 346.13 0.00 0.00 0.00 0.00 0.00 0.00 0.00 0.00 0.00 0.00 0.00 0.00 0.00 0.00 0.00 - 346.13	Payable last period Payable this period Paid this period Income received from prior Broker commissions recaptured Tax recoverable last period Tax recoverable this period Tax reclaims received Liability expense paid Liability expense received Tax recoverable received this period Tax recoverable delivered this period Accrued expense received this period Accrued expense delivered this period Expenses recognized

Portfolio Statement

1 DEC 23 - 31 DEC 23

Account number XXXXXXXXXX
Account Name *UFCW TRI-STATE - WESTFIELD-SL

◆ Income & Expense Detail - Base Currency

Page 38 of 49

Description Asset ID/Dates	Rate Shares/PAR	Gross Amount	Tax Recoverable	Tax Withheld	Tax Credit	Net Amount	Transaction Type
<i>Expense</i>							
Expenses							
Securities Lending Fees							
<hr/>							
Total Expense		0.00	0.00	0.00	0.00	0.00	Payable last period
		0.00	0.00	0.00	0.00	0.00	Payable this period
		-374.85	0.00	0.00	0.00	- 374.85	Paid this period
		0.00	0.00	0.00	0.00	0.00	Income received from prior
		0.00	0.00	0.00	0.00	0.00	Broker commissions recaptured
		0.00	0.00	0.00	0.00	0.00	Tax recoverable last period
		0.00	0.00	0.00	0.00	0.00	Tax recoverable this period
		0.00	0.00	0.00	0.00	0.00	Tax reclaims received
		0.00	0.00	0.00	0.00	0.00	Liability expense paid
		0.00	0.00	0.00	0.00	0.00	Liability expense received
		0.00	0.00	0.00	0.00	0.00	Tax recoverable received this period
		0.00	0.00	0.00	0.00	0.00	Tax recoverable delivered this period
		0.00	0.00	0.00	0.00	0.00	Accrued expense received this period
		0.00	0.00	0.00	0.00	0.00	Accrued expense delivered this period
		-374.85	0.00	0.00	0.00	-374.85	Expenses recognized

Please note that the Tax Withheld column may contain amounts related to FATCA withholdings

Portfolio Statement

1 DEC 23 - 31 DEC 23

Account number XXXXXXXXXX
Account Name *UFCW TRI-STATE - WESTFIELD-SL

◆ Funding & Disbursement Summary

Page 39 of 49

Transaction type	Receipts	Disbursements	Accruals	Market value	Cost	Transaction amount Cost on gain/loss	Realized gain/loss	
							Market Translation	Total
Interportfolio Transfers Out	0.00	- 500,000.00	0.00	0.00	0.00	- 500,000.00 0.00	0.00 0.00	0.00
Total	0.00	- 500,000.00	0.00	0.00	0.00	- 500,000.00 0.00	0.00 0.00	0.00

Portfolio Statement

1 DEC 23 - 31 DEC 23

Account number [REDACTED]
Account Name *UFCW TRI-STATE - WESTFIELD-SL

◆ Funding & Disbursement Detail *Interportfolio Transfers Out*

Page 40 of 49

<u>Trade date</u> <u>Settle date</u> Asset ID	<u>Security description</u> Transaction description	Accrued Income	Market value	Cost	Transaction amount	Realized gain/loss Market Translation	Total
22 Dec 23	United States dollar	0.00	0.00	0.00	- 500,000.00	0.00	0.00
22 Dec 23	TRANSFERRED TO INVESTMENT MANAGEMENT ADVISORY ACCOUNT [REDACTED], *UFCW TRI-STATE - CONT/DISB-SL					0.00	
Total interportfolio transfers out		0.00	0.00	0.00	- 500,000.00	0.00 0.00	0.00
Total		0.00	0.00	0.00		0.00 0.00	0.00

Portfolio Statement

1 DEC 23 - 31 DEC 23

Account number XXXXXXXXXX
Account Name *UFCW TRI-STATE - WESTFIELD-SL

◆ Capital Change Detail

Page 41 of 49

Ex date	<u>Original security description/Asset ID</u> Shares	Original cost	Change description	Payment Amount	<u>Resulting security description/Asset ID</u> Shares	Resulting cost	Realized gain/loss Market Translation
---------	---	------------------	--------------------	-------------------	--	-------------------	---

NO DATA TO REPORT

Portfolio Statement

1 DEC 23 - 31 DEC 23

Account number XXXXXXXXXX
Account Name *UFCW TRI-STATE - WESTFIELD-SL

◆ Cash Activity Detail

Page 42 of 49

Income cash - USD

Value Date Entry Date	Transaction Narrative/ Security Description	Local Receipt/ Disbursement	USD Balance	Base Receipt/ Disbursement	Balance
	Beginning cash balance		6,702,542.90		6,702,542.90
1 Dec 23	\$0.52 a share on 5,030.00 shares Ex Date 11/08/23 Record Date 11/09/23	2,615.60	6,705,158.50	2,615.60	6,705,158.50
1 Dec 23	Pay Date 12/01/23 Substitute Income-Security on Loan VISA INC COM CL A STK				
5 Dec 23	INCOME RECEIVED	1,081.23	6,706,239.73	1,081.23	6,706,239.73
5 Dec 23	NT COLLECTIVE SHORT TERM INVT FD				
5 Dec 23	NORTHERN TRUST SWEEP FEE	- 28.72	6,706,211.01	- 28.72	6,706,211.01
5 Dec 23	NT COLLECTIVE SHORT TERM INVT FD				
8 Dec 23	\$1.13 a share on 476.00 shares Ex Date 11/14/23 Record Date 11/15/23	537.88	6,706,748.89	537.88	6,706,748.89
8 Dec 23	Pay Date 12/08/23 ELI LILLY & CO COM				
12 Dec 23	\$0.65 a share on 2,800.00 shares Ex Date 11/09/23 Record Date 11/10/23	1,820.00	6,708,568.89	1,820.00	6,708,568.89
12 Dec 23	Pay Date 12/12/23 PPG IND INC COM				
12 Dec 23	\$0.9 a share on 970.00 shares Ex Date 11/27/23 Record Date 11/28/23	873.00	6,709,441.89	873.00	6,709,441.89
12 Dec 23	Pay Date 12/12/23 S&P GLOBAL INC COM				
12 Dec 23	\$1.88 a share on 1,800.00 shares Ex Date 12/01/23 Record Date 12/04/23	3,384.00	6,712,825.89	3,384.00	6,712,825.89
12 Dec 23	Pay Date 12/12/23 UNITEDHEALTH GROUP INC COM				
13 Dec 23	\$4.26 a share on 382.00 shares Ex Date 11/14/23 Record Date 11/15/23	1,627.32	6,714,453.21	1,627.32	6,714,453.21
13 Dec 23	Pay Date 12/13/23 EQUINIX INC COM PAR \$0.001				
14 Dec 23	\$0.75 a share on 6,240.00 shares Ex Date 11/15/23 Record Date 11/16/23	4,680.00	6,719,133.21	4,680.00	6,719,133.21
14 Dec 23	Pay Date 12/14/23 MICROSOFT CORP COM				
14 Dec 23	\$2.09 a share on 1,770.00 shares Ex Date 11/29/23 Record Date 11/30/23	3,699.30	6,722,832.51	3,699.30	6,722,832.51
14 Dec 23	Pay Date 12/14/23 HOME DEPOT INC COM				
15 Dec 23	\$1.67 a share on 1,520.00 shares Ex Date 11/30/23 Record Date 12/01/23	2,538.40	6,725,370.91	2,538.40	6,725,370.91
15 Dec 23	Pay Date 12/15/23 MC DONALDS CORP COM				
15 Dec 23	FOR THE MONTH OF NOVEMBER 2023	125.02	6,725,495.93	125.02	6,725,495.93
15 Dec 23	SECURITIES LENDING INCOME FROM GLOBAL EQUITY SECURITIES				
15 Dec 23	FOR THE MONTH OF NOVEMBER 2023	740.69	6,726,236.62	740.69	6,726,236.62
15 Dec 23	SECURITIES LENDING INCOME FROM LENDING US CORPORATE SECURITIES				

Portfolio Statement

1 DEC 23 - 31 DEC 23

Account number [REDACTED]
Account Name *UFCW TRI-STATE - WESTFIELD-SL

◆ Cash Activity Detail

Page 43 of 49

Income cash - USD

Value Date Entry Date	Transaction Narrative/ Security Description	Local Receipt/ Disbursement	USD Balance	Base Receipt/ Disbursement	Balance
15 Dec 23 15 Dec 23	6031005 - CORPORATE FEE FOR SECURITIES LENDING FOR THE MONTH OF NOVEMBER 2023 SECURITIES LENDING FEES FROM US CORPORATE SECURITIES	- 296.14	6,725,940.48	- 296.14	6,725,940.48
15 Dec 23 15 Dec 23	6031007 - GLOBAL EQUITY FEE FOR SECURITIES LENDING FOR THE MONTH OF NOVEMBER 2023 SECURITIES LENDING FEES FROM GLOBAL EQUITY SECURITIES	- 49.99	6,725,890.49	- 49.99	6,725,890.49
22 Dec 23 22 Dec 23	\$0.25 a share on 2,540.00 shares Ex Date 12/07/23 Record Date 12/08/23 Pay Date 12/22/23 AMETEK INC NEW COM	635.00	6,726,525.49	635.00	6,726,525.49
28 Dec 23 28 Dec 23	\$0.04 a share on 2,374.00 shares Ex Date 12/05/23 Record Date 12/06/23 Pay Date 12/28/23 NVIDIA CORP COM	94.96	6,726,620.45	94.96	6,726,620.45
28 Dec 23 28 Dec 23	\$1.3 a share on 1,950.00 shares Ex Date 12/07/23 Record Date 12/08/23 Pay Date 12/28/23 UNION PAC CORP COM	2,535.00	6,729,155.45	2,535.00	6,729,155.45
Ending cash balance			6,729,155.45		6,729,155.45

Portfolio Statement

1 DEC 23 - 31 DEC 23

Account number [REDACTED]
Account Name *UFCW TRI-STATE - WESTFIELD-SL

◆ Cash Activity Detail

Page 44 of 49

Principal cash - USD

Value Date Entry Date	Transaction Narrative/ Security Description	Local Receipt/ Disbursement	USD Balance	Base Receipt/ Disbursement	Balance
	Beginning cash balance		- 6,702,542.90		- 6,702,542.90
1 Dec 23 1 Dec 23	Purchased 2,615.600 Units 01-Dec-2023 at a price of 1.00 Net NT COLLECTIVE SHORT TERM INVT FD	- 2,615.60	- 6,705,158.50	- 2,615.60	- 6,705,158.50
4 Dec 23 4 Dec 23	Purchased 437,808.660 Units 04-Dec-2023 at a price of 1.00 Net NT COLLECTIVE SHORT TERM INVT FD	- 437,808.66	- 7,142,967.16	- 437,808.66	- 7,142,967.16
4 Dec 23 4 Dec 23	PURCHASED 2,550.00 SHARES 11-30-23 AT A PRICE OF \$61.238300 PLUS BROKER COMMISSION OF \$102.00 ISI GROUP INC. SCHWAB CHARLES CORP COM NEW	- 156,259.67	- 7,299,226.83	- 156,259.67	- 7,299,226.83
4 Dec 23 4 Dec 23	SOLD 1,100.00 SHARES 11-30-23 AT A PRICE OF \$351.889500 LESS BROKER COMMISSION OF \$11.00 AND OTHER CHARGES OF \$3.10 BOFA SECURITIES, INC. AMERIPRISE FINL INC COM	387,064.35	- 6,912,162.48	387,064.35	- 6,912,162.48
4 Dec 23 4 Dec 23	SOLD 150.00 SHARES 11-30-23 AT A PRICE OF \$218.121600 LESS BROKER COMMISSION OF \$1.50 AND OTHER CHARGES OF \$0.27 JEFFERIES LLC ARISTA NETWORKS INC COM	32,716.47	- 6,879,446.01	32,716.47	- 6,879,446.01
4 Dec 23 4 Dec 23	SOLD 340.00 SHARES 11-30-23 AT A PRICE OF \$217.924800 LESS BROKER COMMISSION OF \$6.80 AND OTHER CHARGES OF \$0.60 ISI GROUP INC. ARISTA NETWORKS INC COM	74,087.03	- 6,805,358.98	74,087.03	- 6,805,358.98
4 Dec 23 4 Dec 23	SOLD 460.00 SHARES 11-30-23 AT A PRICE OF \$217.848900 LESS BROKER COMMISSION OF \$9.20 AND OTHER CHARGES OF \$0.81 SANFORD C. BERNSTEIN & CO., LLC ARISTA NETWORKS INC COM	100,200.48	- 6,705,158.50	100,200.48	- 6,705,158.50
5 Dec 23 5 Dec 23	Purchased 23,213.990 Units 05-Dec-2023 at a price of 1.00 Net NT COLLECTIVE SHORT TERM INVT FD	- 23,213.99	- 6,728,372.49	- 23,213.99	- 6,728,372.49
5 Dec 23 5 Dec 23	PURCHASED 2,560.00 SHARES 12-01-23 AT A PRICE OF \$62.039600 PLUS BROKER COMMISSION OF \$76.80 COWEN EXECUTION SERVICES LLC SCHWAB CHARLES CORP COM NEW	- 158,898.18	- 6,887,270.67	- 158,898.18	- 6,887,270.67
5 Dec 23 5 Dec 23	SOLD 180.00 SHARES 12-01-23 AT A PRICE OF \$217.267700 LESS BROKER COMMISSION OF \$5.40 AND OTHER CHARGES OF \$0.32 COWEN EXECUTION SERVICES LLC ARISTA NETWORKS INC COM	39,102.47	- 6,848,168.20	39,102.47	- 6,848,168.20
5 Dec 23 5 Dec 23	SOLD 260.00 SHARES 12-01-23 AT A PRICE OF \$355.284600 LESS BROKER COMMISSION OF \$7.80 AND OTHER CHARGES OF \$0.74 COWEN EXECUTION SERVICES LLC AMERIPRISE FINL INC COM	92,365.46	- 6,755,802.74	92,365.46	- 6,755,802.74
5 Dec 23 5 Dec 23	SOLD 60.00 SHARES 12-01-23 AT A PRICE OF \$216.950000 LESS BROKER COMMISSION OF \$1.80 AND OTHER CHARGES OF \$0.11 COWEN EXECUTION SERVICES LLC ARISTA NETWORKS INC COM	13,015.09	- 6,742,787.65	13,015.09	- 6,742,787.65

Portfolio Statement

1 DEC 23 - 31 DEC 23

Account number XXXXXXXXXX
Account Name *UFCW TRI-STATE - WESTFIELD-SL

◆ Cash Activity Detail

Page 45 of 49

Principal cash - USD

Value Date Entry Date	Transaction Narrative/ Security Description	Local Receipt/ Disbursement	USD Balance	Base Receipt/ Disbursement	Balance
5 Dec 23	SOLD 60.00 SHARES 12-01-23 AT A PRICE OF \$356.905000 LESS BROKER	21,412.32	- 6,721,375.33	21,412.32	- 6,721,375.33
5 Dec 23	COMMISSION OF \$1.80 AND OTHER CHARGES OF \$.18 COWEN EXECUTION SERVICES LLC AMERIPRISE FINL INC COM				
5 Dec 23	SOLD 70.00 SHARES 12-01-23 AT A PRICE OF \$216.665000 LESS BROKER	15,164.32	- 6,706,211.01	15,164.32	- 6,706,211.01
5 Dec 23	COMMISSION OF \$2.10 AND OTHER CHARGES OF \$.13 COWEN EXECUTION SERVICES LLC ARISTA NETWORKS INC COM				
8 Dec 23	Purchased 537.880 Units 08-Dec-2023 at a price of 1.00 Net	- 537.88	- 6,706,748.89	- 537.88	- 6,706,748.89
8 Dec 23	NT COLLECTIVE SHORT TERM INVT FD				
12 Dec 23	PURCHASED 430.00 SHARES 12-08-23 AT A PRICE OF \$149.330300 PLUS BROKER	- 64,224.93	- 6,770,973.82	- 64,224.93	- 6,770,973.82
12 Dec 23	COMMISSION OF \$12.90 JONESTRADING INSTITUTIONAL SERVICES, LLC. ABBVIE INC COM USD0.01				
12 Dec 23	PURCHASED 450.00 SHARES 12-08-23 AT A PRICE OF \$151.629500 PLUS BROKER	- 68,242.28	- 6,839,216.10	- 68,242.28	- 6,839,216.10
12 Dec 23	COMMISSION OF \$9.00 WELLS FARGO BANK MINNESOTA NA WALMART INC COM				
12 Dec 23	Sold 71,058.130 Units 12-Dec-2023 at a price of 1.00 Net	71,058.13	- 6,768,157.97	71,058.13	- 6,768,157.97
12 Dec 23	NT COLLECTIVE SHORT TERM INVT FD				
12 Dec 23	SOLD 430.00 SHARES 12-08-23 AT A PRICE OF \$128.720300 LESS BROKER	55,332.08	- 6,712,825.89	55,332.08	- 6,712,825.89
12 Dec 23	COMMISSION OF \$17.20 AND OTHER CHARGES OF \$.45 ONEIL SECURITIES INC. ADVANCED MICRO DEVICES INC COM				
13 Dec 23	Purchased 1,627.320 Units 13-Dec-2023 at a price of 1.00 Net	- 1,627.32	- 6,714,453.21	- 1,627.32	- 6,714,453.21
13 Dec 23	NT COLLECTIVE SHORT TERM INVT FD				
14 Dec 23	Purchased 8,379.300 Units 14-Dec-2023 at a price of 1.00 Net	- 8,379.30	- 6,722,832.51	- 8,379.30	- 6,722,832.51
14 Dec 23	NT COLLECTIVE SHORT TERM INVT FD				
15 Dec 23	Purchased 2,538.400 Units 15-Dec-2023 at a price of 1.00 Net	- 2,538.40	- 6,725,370.91	- 2,538.40	- 6,725,370.91
15 Dec 23	NT COLLECTIVE SHORT TERM INVT FD				
18 Dec 23	Purchased 519.580 Units 18-Dec-2023 at a price of 1.00 Net	- 519.58	- 6,725,890.49	- 519.58	- 6,725,890.49
18 Dec 23	NT COLLECTIVE SHORT TERM INVT FD				
21 Dec 23	PURCHASED 200.00 SHARES 12-19-23 AT A PRICE OF \$157.141500 PLUS BROKER	- 31,432.30	- 6,757,322.79	- 31,432.30	- 6,757,322.79
21 Dec 23	COMMISSION OF \$4.00 SANFORD C. BERNSTEIN & CO., LLC PROGRESSIVE CORP OH COM				
21 Dec 23	Sold 31,432.300 Units 21-Dec-2023 at a price of 1.00 Net	31,432.30	- 6,725,890.49	31,432.30	- 6,725,890.49
21 Dec 23	NT COLLECTIVE SHORT TERM INVT FD				
22 Dec 23	PURCHASED 150.00 SHARES 12-20-23 AT A PRICE OF \$156.955100 PLUS BROKER	- 23,546.27	- 6,749,436.76	- 23,546.27	- 6,749,436.76
22 Dec 23	COMMISSION OF \$3.00 JEFFERIES LLC PROGRESSIVE CORP OH COM				

Portfolio Statement

1 DEC 23 - 31 DEC 23

Account number XXXXXXXXXX
Account Name *UFCW TRI-STATE - WESTFIELD-SL

◆ Cash Activity Detail

Page 46 of 49

Principal cash - USD

Value Date Entry Date	Transaction Narrative/ Security Description	Local Receipt/ Disbursement	USD Balance	Base Receipt/ Disbursement	Balance
22 Dec 23	Sold 52,062.620 Units 22-Dec-2023 at a price of 1.00 Net	52,062.62	- 6,697,374.14	52,062.62	- 6,697,374.14
22 Dec 23	NT COLLECTIVE SHORT TERM INVT FD				
22 Dec 23	SOLD 10.00 SHARES 12-20-23 AT A PRICE OF \$575.910000 LESS BROKER	5,758.85	- 6,691,615.29	5,758.85	- 6,691,615.29
22 Dec 23	COMMISSION OF \$.20 AND OTHER CHARGES OF \$.05 BOFA SECURITIES, INC.				
	ELI LILLY & CO COM				
22 Dec 23	SOLD 10.00 SHARES 12-20-23 AT A PRICE OF \$667.209800 LESS BROKER	6,671.84	- 6,684,943.45	6,671.84	- 6,684,943.45
22 Dec 23	COMMISSION OF \$.20 AND OTHER CHARGES OF \$.06 J.P. MORGAN SECURITIES				
	LLC				
	COSTCO WHOLESALE CORP NEW COM				
22 Dec 23	SOLD 100.00 SHARES 12-20-23 AT A PRICE OF \$260.381500 LESS BROKER	26,035.94	- 6,658,907.51	26,035.94	- 6,658,907.51
22 Dec 23	COMMISSION OF \$2.00 AND OTHER CHARGES OF \$.21 J.P. MORGAN SECURITIES				
	LLC				
	VISA INC COM CL A STK				
22 Dec 23	SOLD 100.00 SHARES 12-20-23 AT A PRICE OF \$68.660100 LESS BROKER	6,863.95	- 6,652,043.56	6,863.95	- 6,652,043.56
22 Dec 23	COMMISSION OF \$2.00 AND OTHER CHARGES OF \$.06 CITIGROUP GLOBAL MARKETS				
	INC.CP AND CD				
	SCHWAB CHARLES CORP COM NEW				
22 Dec 23	SOLD 110.00 SHARES 12-20-23 AT A PRICE OF \$375.113200 LESS BROKER	41,259.91	- 6,610,783.65	41,259.91	- 6,610,783.65
22 Dec 23	COMMISSION OF \$2.20 AND OTHER CHARGES OF \$.34 J.P. MORGAN SECURITIES				
	LLC				
	MICROSOFT CORP COM				
22 Dec 23	SOLD 110.00 SHARES 12-20-23 AT A PRICE OF \$59.810000 LESS BROKER	6,576.84	- 6,604,206.81	6,576.84	- 6,604,206.81
22 Dec 23	COMMISSION OF \$2.20 AND OTHER CHARGES OF \$.06 BOFA SECURITIES, INC.				
	MARVELL TECHNOLOGY INC COM				
22 Dec 23	SOLD 13.00 SHARES 12-20-23 AT A PRICE OF \$995.670000 LESS BROKER	12,943.34	- 6,591,263.47	12,943.34	- 6,591,263.47
22 Dec 23	COMMISSION OF \$.26 AND OTHER CHARGES OF \$.11 SANFORD C. BERNSTEIN &				
	CO., LLC				
	TRANSDIGM GROUP INC COM				
22 Dec 23	SOLD 150.00 SHARES 12-20-23 AT A PRICE OF \$61.696200 LESS BROKER	9,251.35	- 6,582,012.12	9,251.35	- 6,582,012.12
22 Dec 23	COMMISSION OF \$3.00 AND OTHER CHARGES OF \$.08 J.P. MORGAN SECURITIES				
	LLC				
	UBER TECHNOLOGIES INC COM USD0.00001				
22 Dec 23	SOLD 170.00 SHARES 12-20-23 AT A PRICE OF \$155.280200 LESS BROKER	26,394.01	- 6,555,618.11	26,394.01	- 6,555,618.11
22 Dec 23	COMMISSION OF \$3.40 AND OTHER CHARGES OF \$.22 J.P. MORGAN SECURITIES				
	LLC				
	AMAZON COM INC COM				
22 Dec 23	SOLD 180.00 SHARES 12-20-23 AT A PRICE OF \$197.463600 LESS BROKER	35,539.56	- 6,520,078.55	35,539.56	- 6,520,078.55
22 Dec 23	COMMISSION OF \$3.60 AND OTHER CHARGES OF \$.29 ISI GROUP INC.				
	APPLE INC COM STK				

Portfolio Statement

1 DEC 23 - 31 DEC 23

Account number XXXXXXXXXX
Account Name *UFCW TRI-STATE - WESTFIELD-SL

◆ Cash Activity Detail

Page 47 of 49

Principal cash - USD

Value Date Entry Date	Transaction Narrative/ Security Description	Local Receipt/ Disbursement	USD Balance	Base Receipt/ Disbursement	Balance
22 Dec 23	SOLD 20.00 SHARES 12-20-23 AT A PRICE OF \$283.510000 LESS BROKER	5,669.75	- 6,514,408.80	5,669.75	- 6,514,408.80
22 Dec 23	COMMISSION OF \$.40 AND OTHER CHARGES OF \$.05 SANFORD C. BERNSTEIN & CO., LLC ICON PLC COM				
22 Dec 23	SOLD 20.00 SHARES 12-20-23 AT A PRICE OF \$435.311300 LESS BROKER	8,705.76	- 6,505,703.04	8,705.76	- 6,505,703.04
22 Dec 23	COMMISSION OF \$.40 AND OTHER CHARGES OF \$.07 INSTINET, LLC S&P GLOBAL INC COM				
22 Dec 23	SOLD 210.00 SHARES 12-20-23 AT A PRICE OF \$44.955400 LESS BROKER	9,436.35	- 6,496,266.69	9,436.35	- 6,496,266.69
22 Dec 23	COMMISSION OF \$.20 AND OTHER CHARGES OF \$.08 ISI GROUP INC. MGM RESORTS INTERNATIONAL COM				
22 Dec 23	SOLD 270.00 SHARES 12-20-23 AT A PRICE OF \$141.367800 LESS BROKER	38,163.60	- 6,458,103.09	38,163.60	- 6,458,103.09
22 Dec 23	COMMISSION OF \$.40 AND OTHER CHARGES OF \$.31 BOFA SECURITIES, INC. ALPHABET INC CAPITAL STOCK USD0.001 CL A				
22 Dec 23	SOLD 30.00 SHARES 12-20-23 AT A PRICE OF \$258.420200 LESS BROKER	7,751.94	- 6,450,351.15	7,751.94	- 6,450,351.15
22 Dec 23	COMMISSION OF \$.60 AND OTHER CHARGES OF \$.07 J.P. MORGAN SECURITIES LLC TESLA INC COM USD0.001				
22 Dec 23	SOLD 30.00 SHARES 12-20-23 AT A PRICE OF \$273.720000 LESS BROKER	8,210.93	- 6,442,140.22	8,210.93	- 6,442,140.22
22 Dec 23	COMMISSION OF \$.60 AND OTHER CHARGES OF \$.07 SANFORD C. BERNSTEIN & CO., LLC WORKDAY INC CL A COM USD0.001				
22 Dec 23	SOLD 30.00 SHARES 12-20-23 AT A PRICE OF \$290.326000 LESS BROKER	8,709.11	- 6,433,431.11	8,709.11	- 6,433,431.11
22 Dec 23	COMMISSION OF \$.60 AND OTHER CHARGES OF \$.07 J.P. MORGAN SECURITIES LLC MC DONALDS CORP COM				
22 Dec 23	SOLD 30.00 SHARES 12-20-23 AT A PRICE OF \$354.090000 LESS BROKER	10,622.01	- 6,422,809.10	10,622.01	- 6,422,809.10
22 Dec 23	COMMISSION OF \$.60 AND OTHER CHARGES OF \$.09 CITIGROUP GLOBAL MARKETS INC.CP AND CD HOME DEPOT INC COM				
22 Dec 23	SOLD 30.00 SHARES 12-20-23 AT A PRICE OF \$520.080000 LESS BROKER	15,601.67	- 6,407,207.43	15,601.67	- 6,407,207.43
22 Dec 23	COMMISSION OF \$.60 AND OTHER CHARGES OF \$.13 SANFORD C. BERNSTEIN & CO., LLC UNITEDHEALTH GROUP INC COM				
22 Dec 23	SOLD 30.00 SHARES 12-20-23 AT A PRICE OF \$705.016200 LESS BROKER	21,149.72	- 6,386,057.71	21,149.72	- 6,386,057.71
22 Dec 23	COMMISSION OF \$.60 AND OTHER CHARGES OF \$.17 J.P. MORGAN SECURITIES LLC SERVICENOW INC COM USD0.001				

Portfolio Statement

1 DEC 23 - 31 DEC 23

Account number XXXXXXXXXX
Account Name *UFCW TRI-STATE - WESTFIELD-SL

◆ Cash Activity Detail

Page 48 of 49

Principal cash - USD

Value Date Entry Date	Transaction Narrative/ Security Description	Local Receipt/ Disbursement	USD Balance	Base Receipt/ Disbursement	Balance
22 Dec 23	SOLD 40.00 SHARES 12-20-23 AT A PRICE OF \$155.490000 LESS BROKER	6,218.75	- 6,379,838.96	6,218.75	- 6,379,838.96
22 Dec 23	COMMISSION OF \$.80 AND OTHER CHARGES OF \$.05 J.P. MORGAN SECURITIES LLC WALMART INC COM				
22 Dec 23	SOLD 40.00 SHARES 12-20-23 AT A PRICE OF \$241.262900 LESS BROKER	9,649.64	- 6,370,189.32	9,649.64	- 6,370,189.32
22 Dec 23	COMMISSION OF \$.80 AND OTHER CHARGES OF \$.08 JEFFERIES LLC UNION PAC CORP COM				
22 Dec 23	SOLD 40.00 SHARES 12-20-23 AT A PRICE OF \$274.820000 LESS BROKER	10,991.91	- 6,359,197.41	10,991.91	- 6,359,197.41
22 Dec 23	COMMISSION OF \$.80 AND OTHER CHARGES OF \$.09 J.P. MORGAN SECURITIES LLC CADENCE DESIGN SYS INC COM				
22 Dec 23	SOLD 5.00 SHARES 12-20-23 AT A PRICE OF \$801.610000 LESS BROKER	4,007.91	- 6,355,189.50	4,007.91	- 6,355,189.50
22 Dec 23	COMMISSION OF \$.10 AND OTHER CHARGES OF \$.04 CITIGROUP GLOBAL MARKETS INC.CP AND CD EQUINIX INC COM PAR \$0.001				
22 Dec 23	SOLD 50.00 SHARES 12-20-23 AT A PRICE OF \$138.450000 LESS BROKER	6,921.44	- 6,348,268.06	6,921.44	- 6,348,268.06
22 Dec 23	COMMISSION OF \$1.00 AND OTHER CHARGES OF \$.06 SANFORD C. BERNSTEIN & CO., LLC ADVANCED MICRO DEVICES INC COM				
22 Dec 23	SOLD 50.00 SHARES 12-20-23 AT A PRICE OF \$148.800000 LESS BROKER	7,438.94	- 6,340,829.12	7,438.94	- 6,340,829.12
22 Dec 23	COMMISSION OF \$1.00 AND OTHER CHARGES OF \$.06 CITIGROUP GLOBAL MARKETS INC.CP AND CD PPG IND INC COM				
22 Dec 23	SOLD 50.00 SHARES 12-20-23 AT A PRICE OF \$163.588300 LESS BROKER	8,178.35	- 6,332,650.77	8,178.35	- 6,332,650.77
22 Dec 23	COMMISSION OF \$1.00 AND OTHER CHARGES OF \$.07 JEFFERIES LLC AMETEK INC NEW COM				
22 Dec 23	SOLD 50.00 SHARES 12-20-23 AT A PRICE OF \$263.502500 LESS BROKER	13,174.02	- 6,319,476.75	13,174.02	- 6,319,476.75
22 Dec 23	COMMISSION OF \$1.00 AND OTHER CHARGES OF \$.11 CITIGROUP GLOBAL MARKETS INC.CP AND CD SALESFORCE INC COM USD0.001				
22 Dec 23	SOLD 50.00 SHARES 12-20-23 AT A PRICE OF \$497.323600 LESS BROKER	24,864.98	- 6,294,611.77	24,864.98	- 6,294,611.77
22 Dec 23	COMMISSION OF \$1.00 AND OTHER CHARGES OF \$.20 ISI GROUP INC. NVIDIA CORP COM				
22 Dec 23	SOLD 60.00 SHARES 12-20-23 AT A PRICE OF \$353.798000 LESS BROKER	21,226.51	- 6,273,385.26	21,226.51	- 6,273,385.26
22 Dec 23	COMMISSION OF \$1.20 AND OTHER CHARGES OF \$.17 INSTINET, LLC META PLATFORMS INC COM USD0.000006 CL 'A'				
22 Dec 23	SOLD 70.00 SHARES 12-20-23 AT A PRICE OF \$118.264800 LESS BROKER	8,277.07	- 6,265,108.19	8,277.07	- 6,265,108.19
22 Dec 23	COMMISSION OF \$1.40 AND OTHER CHARGES OF \$.07 JEFFERIES LLC DEXCOM INC COM				

Portfolio Statement

1 DEC 23 - 31 DEC 23

Account number [REDACTED]
Account Name *UFCW TRI-STATE - WESTFIELD-SL

◆ Cash Activity Detail

Page 49 of 49

Principal cash - USD

Value Date Entry Date	Transaction Narrative/ Security Description	Local Receipt/ Disbursement	USD Balance	Base Receipt/ Disbursement	Balance
22 Dec 23	SOLD 70.00 SHARES 12-20-23 AT A PRICE OF \$87.770000 LESS BROKER	6,142.45	- 6,258,965.74	6,142.45	- 6,258,965.74
22 Dec 23	COMMISSION OF \$1.40 AND OTHER CHARGES OF \$.05 INSTINET, LLC COSTAR GROUP INC COM				
22 Dec 23	SOLD 80.00 SHARES 12-20-23 AT A PRICE OF \$93.875400 LESS BROKER	7,508.36	- 6,251,457.38	7,508.36	- 6,251,457.38
22 Dec 23	COMMISSION OF \$1.60 AND OTHER CHARGES OF \$.07 BOFA SECURITIES, INC. APOLLO GLOBAL MANAGEMENT INC COM USD0.00001				
22 Dec 23	SOLD 90.00 SHARES 12-20-23 AT A PRICE OF \$123.763300 LESS BROKER	11,136.81	- 6,240,320.57	11,136.81	- 6,240,320.57
22 Dec 23	COMMISSION OF \$1.80 AND OTHER CHARGES OF \$.09 CITIGROUP GLOBAL MARKETS INC.CP AND CD ADR ASCENDIS PHARMA A/S SPONSORED ADR				
22 Dec 23	SOLD 90.00 SHARES 12-20-23 AT A PRICE OF \$153.300000 LESS BROKER	13,795.08	- 6,226,525.49	13,795.08	- 6,226,525.49
22 Dec 23	COMMISSION OF \$1.80 AND OTHER CHARGES OF \$.12 BOFA SECURITIES, INC. ABBVIE INC COM USD0.01				
22 Dec 23	TRANSFERRED TO INVESTMENT MANAGEMENT ADVISORY ACCOUNT [REDACTED], *UFCW	- 500,000.00	- 6,726,525.49	- 500,000.00	- 6,726,525.49
22 Dec 23	TRI-STATE - CONT/DISB-SL United States dollar				
28 Dec 23	Purchased 2,629.960 Units 28-Dec-2023 at a price of 1.00 Net	- 2,629.96	- 6,729,155.45	- 2,629.96	- 6,729,155.45
28 Dec 23	NT COLLECTIVE SHORT TERM INVT FD				
	Ending cash balance		- 6,729,155.45		- 6,729,155.45

Portfolio Statements

1 DEC 23 - 31 DEC 23

◆ Contents

	Page
Change in Book and Market Value	1
Change in Cash Value	2
Asset Summary	3
Asset Detail - Base Currency	5
Investment Transaction Summary	37
Investment Transaction Detail	38
Pending Tran Detail w/Accrued Interest	96
Income & Expense Summary	98
Income & Expense Detail - Base Currency	99
Funding & Disbursement Summary	112
Funding & Disbursement Detail	113
Capital Change Detail	114
Cash Activity Detail	115

Account Name

UFCW TRI-STATE PEN-EMERALD ADVISORS UFCW TRI-STATE PEN-EMERALD ADVISORS

Account Number

██████████

Questions?

If you have any questions about this report, call your Northern Trust account administrator.

You may have the right under applicable federal banking law to receive, at no additional cost, separate notifications of securities transactions effected for your account. If you wish to receive separate notifications, please contact your relationship officer.

*No Data Available

Northern Trust

Generated by Northern Trust from periodic data on 12 Jan 24

Portfolio Statement

1 DEC 23 - 31 DEC 23

Account number [REDACTED]
Account Name *UFCW TRI-STATE - EMERALD -SL

◆ Notifications

Please note that this report has been created using the best available data. This report may also contain information provided by third parties, derived by third parties or derived from third party data and/or data that may have been categorized or otherwise reported based upon client direction - Northern Trust assumes no responsibility for the accuracy, timeliness or completeness of any such information. If you have questions regarding third party data or direction as it relates to this report, please contact your Northern Trust relationship team.

The term "Tax Credit" refers to local market terminology for the taxation associated with an income event. It makes no representation or warranty relating to the ability of the recipient to utilize the value as a "credit", "offset" or other benefit for their own tax purposes. Investors should seek their own tax advice relating to the specific tax considerations of investments in such markets. The Tax Credit is informational only data in the context of this report.

Please note where a client may be eligible to reclaim taxes, these are calculated and accrued for as a tax recoverable on ex date. The net amount may include the accrual of withholding taxes, tax credits or both.

Unitized fund trades may be using a preliminary or last known NAV price. The settlement NAV of the fund may not yet be known to Northern Trust and is subject to change.

Northern Trust records impairment entries pursuant to client direction. Impairment entries recorded to satisfy financial accounting and reporting requirements may not be suitable for tax or for other regulatory reporting purposes. Determining appropriate impairment adjustments is the responsibility of the client.

Although most valuation statements are received periodically from the relevant provider, pricing information may be received by Northern Trust as often as daily. As such, pricing information reported within this template, when scheduled against 'Daily Reporting', may be more current than the valuation statement date information. In these instances, the 'Price Date' field will indicate this with a date more current than the Valuation Statement and Statement Received dates.

Please note that this status summary report has been prepared using best available data, including data provided by the fund company and/or client which may, where indicated, represent preliminary or estimated values. The values contained in the status summary report are not intended to represent or suggest any statement about fair value. This report may also utilize information provided by other third parties, derived by third parties or from third party data and/or data that may have been categorized or otherwise reported based upon client direction - Northern Trust assumes no responsibility for the accuracy, timeliness or completeness of any such information. Northern Trust assumes no responsibility for the consequences of investment decisions made in reliance on information contained in this report. If you have questions regarding third party data or direction as it relates to this report, please contact your Northern Trust relationship team.

Although this report has been prepared using information believed to be reliable, it may contain information provided by third parties or derived from third party information, and/or information that may have been obtained from, categorized or otherwise reported based upon client direction. The Northern Trust Company does not guarantee the accuracy, timeliness or completeness of any such information. The information included in this report is intended to assist clients with their financial reporting needs, but you must consult with your accountants, auditors and/or legal counsel to ensure your accounting and financial reporting complies with applicable laws, regulations and accounting guidance. The Northern Trust Company and its affiliates shall have no responsibility for the consequences of investment decisions made in reliance on information contained in this report.

Portfolio Statement

1 DEC 23 - 31 DEC 23

Account number [REDACTED]
Account Name *UFCW TRI-STATE - EMERALD -SL

◆ Change in Book and Market Value

Page 1 of 139

	Cost	Market value	For more information
Opening balance	8,853,569.84	9,807,782.38	
Interportfolio Transfers Out	- 275,000.00	- 275,000.00	See funding & disbursement summary
Total disbursements	- 275,000.00	- 275,000.00	See funding & disbursement summary
Income received	8,151.67	8,151.67	See income & expense summary, cash activity detail
Expenses paid	- 366.02	- 366.02	See income & expense summary
Unrealized gain/loss change	0.00	749,638.33	See asset summary
Realized gain/loss	130,568.14	130,568.14	See realized gain/loss summary
Accrued income change	- 2,778.32	- 2,778.32	See income & expense summary
Closing balance	8,714,145.31	10,417,996.18	

Portfolio Statement

1 DEC 23 - 31 DEC 23

Account number [REDACTED]
Account Name *UFCW TRI-STATE - EMERALD -SL

◆ Change in Cash Value

Page 2 of 139

	Market value	Cost	For more information
Opening balance	0.00	0.00	
Interportfolio transfers out	- 275,000.00	- 275,000.00	See funding & disbursement summary
Total disbursements	- 275,000.00	- 275,000.00	See funding & disbursement summary
Income received	8,151.67	8,151.67	See income & expense summary, cash activity detail
Expenses paid	- 366.02	- 366.02	See income & expense summary
Capital changes	69,845.00	69,845.00	See capital change detail
Securities bought	- 880,930.36	- 880,930.36	See investment transaction summary
Securities sold	1,078,299.71	1,078,299.71	See investment transaction summary
Closing balance	0.00	0.00	

Portfolio Statement

31 DEC 2023

Account number XXXXXXXXXX
Account Name *UFCW TRI-STATE - EMERALD -SL

Page 3 of 139

◆ Asset Summary

Country	Accrued income/expense	Market value	Cost	Market	Unrealized gain/loss	Translation	Total	Market value incl. accruals	%
<i>Equities</i>									
Common stock									
Ireland - USD	0.00	80,391.88	69,828.80	10,563.08		0.00	10,563.08	80,391.88	0.772%
Israel - USD	0.00	86,223.96	73,435.81	12,788.15		0.00	12,788.15	86,223.96	0.828%
Sweden - USD	0.00	56,373.00	38,087.79	18,285.21		0.00	18,285.21	56,373.00	0.541%
United States - USD	2,338.71	9,928,828.61	8,266,614.18	1,662,214.43		0.00	1,662,214.43	9,931,167.32	95.327%
Total common stock	2,338.71	10,151,817.45	8,447,966.58	1,703,850.87		0.00	1,703,850.87	10,154,156.16	97.467%
Total equities	2,338.71	10,151,817.45	8,447,966.58	1,703,850.87		0.00	1,703,850.87	10,154,156.16	97.467%
<i>Cash and Cash Equivalents</i>									
Funds - short term investment									
United States - USD	1,352.32	270,678.76	270,678.76	0.00		0.00	0.00	272,031.08	2.611%
Total funds - short term investment	1,352.32	270,678.76	270,678.76	0.00		0.00	0.00	272,031.08	2.611%
Total cash and cash equivalents	1,352.32	270,678.76	270,678.76	0.00		0.00	0.00	272,031.08	2.611%
<i>Adjustments To Cash</i>									
Pending trade purchases									
Pending trade purchases	0.00	- 11,474.88	- 11,474.88	0.00		0.00	0.00	-11,474.88	- 0.110%
Total pending trade purchases	0.00	- 11,474.88	- 11,474.88	0.00		0.00	0.00	-11,474.88	- 0.110%
Pending trade sales									
Pending trade sales	0.00	3,283.82	3,283.82	0.00		0.00	0.00	3,283.82	0.032%
Total pending trade sales	0.00	3,283.82	3,283.82	0.00		0.00	0.00	3,283.82	0.032%
Total adjustments to cash	0.00	- 8,191.06	- 8,191.06	0.00		0.00	0.00	-8,191.06	- 0.079%

Portfolio Statement

31 DEC 2023

Account number XXXXXXXXXX
Account Name *UFCW TRI-STATE - EMERALD -SL

Page 4 of 139

◆ Asset Summary

Country	Accrued income/expense	Market value	Cost	Unrealized gain/loss		Market value incl. accruals	%
				Market	Translation		

Adjustments To Cash

Pending trade sales

Total Unrealized Gains						2,247,094.59		
Total Unrealized Losses						- 543,243.72		
Total	3,691.03	10,414,305.15	8,710,454.28	1,703,850.87	0.00	1,703,850.87	10,417,996.18	100.000%

Total Cost incl. Accruals 8,714,145.31

Portfolio Statement

31 DEC 2023

Account number XXXXXXXXXX
Account Name *UFCW TRI-STATE - EMERALD -SL

Page 5 of 139

◆ Asset Detail - Base Currency

Description/Asset ID		Exchange rate/ Local market price	Accrued income/expense	Market value	Cost	Unrealized gain/loss		Total					
Investment Mgr ID	Shares/PAR value					Market	Translation						
Equities													
Common stock													
Ireland - USD													
ICON PLC COM CUSIP: G4705A100													
	284.00	283.0700000	0.00	80,391.88	69,828.80	10,563.08	0.00	10,563.08					
<hr/>													
Total USD			0.00	80,391.88	69,828.80	10,563.08	0.00	10,563.08					
<hr/>													
Total Ireland			0.00	80,391.88	69,828.80	10,563.08	0.00	10,563.08					
Israel - USD													
ADR TEVA PHARMACEUTICAL INDS CUSIP: 881624209													
	8,259.00	10.4400000	0.00	86,223.96	73,435.81	12,788.15	0.00	12,788.15					
<hr/>													
Total USD			0.00	86,223.96	73,435.81	12,788.15	0.00	12,788.15					
<hr/>													
Total Israel			0.00	86,223.96	73,435.81	12,788.15	0.00	12,788.15					
Sweden - USD													
SPOTIFY TECHNOLOGY S A COM EUR0.025 CUSIP: L8681T102													
	300.00	187.9100000	0.00	56,373.00	38,087.79	18,285.21	0.00	18,285.21					
<hr/>													

Portfolio Statement

31 DEC 2023

Account number XXXXXXXXXX
Account Name *UFCW TRI-STATE - EMERALD -SL

Page 6 of 139

◆ Asset Detail - Base Currency

Description/Asset ID		Exchange rate/ Local market price	Accrued income/expense	Market value	Cost	Unrealized gain/loss		Total
Investment Mgr ID	Shares/PAR value					Market	Translation	
Equities								
Common stock								
Total USD			0.00	56,373.00	38,087.79	18,285.21	0.00	18,285.21
Total Sweden			0.00	56,373.00	38,087.79	18,285.21	0.00	18,285.21
United States - USD								
AAR CORP COM CUSIP: 000361105								
	592.00	62.4000000	0.00	36,940.80	35,647.95	1,292.85	0.00	1,292.85
ACADIA PHARMACEUTICALS INC COM CUSIP: 004225108								
	7,134.00	31.3100000	0.00	223,365.54	174,132.97	49,232.57	0.00	49,232.57
AEROVIRONMENT INC COM CUSIP: 008073108								
	336.00	126.0400000	0.00	42,349.44	30,932.61	11,416.83	0.00	11,416.83
AES CORP COM CUSIP: 00130H105								
	1,889.00	19.2500000	0.00	36,363.25	32,569.19	3,794.06	0.00	3,794.06
AGILYSYS INC COM STK CUSIP: 00847J105								
	304.00	84.8200000	0.00	25,785.28	20,514.91	5,270.37	0.00	5,270.37

Portfolio Statement

31 DEC 2023

Account number XXXXXXXXXX
Account Name *UFCW TRI-STATE - EMERALD -SL

Page 7 of 139

◆ Asset Detail - Base Currency

Description/Asset ID Investment Mgr ID Shares/PAR value	Exchange rate/ Local market price	Accrued income/expense	Market value	Cost	Unrealized gain/loss		Total
					Market	Translation	
<i>Equities</i>							
Common stock							
AKERO THERAPEUTICS INC COM CUSIP: 00973Y108							
212.00	23.3500000	0.00	4,950.20	3,786.88	1,163.32	0.00	1,163.32
ALIGN TECHNOLOGY INC COM CUSIP: 016255101							
171.00	274.0000000	0.00	46,854.00	54,170.64	- 7,316.64	0.00	- 7,316.64
ALNYLAM PHARMACEUTICALS INC COM CUSIP: 02043Q107							
272.00	191.4100000	0.00	52,063.52	34,075.89	17,987.63	0.00	17,987.63
ALPHATEC HLDGS INC COM NEW COM NEW CUSIP: 02081G201							
726.00	15.1100000	0.00	10,969.86	9,471.23	1,498.63	0.00	1,498.63
AMERESCO INC CUSIP: 02361E108							
518.00	31.6700000	0.00	16,405.06	27,975.56	- 11,570.50	0.00	- 11,570.50
AMPHENOL CORP NEW CL A CUSIP: 032095101							
765.00	99.1300000	175.78	75,834.45	31,958.22	43,876.23	0.00	43,876.23
AMYLYX PHARMACEUTICALS INC COM CUSIP: 03237H101							
1,185.00	14.7200000	0.00	17,443.20	36,773.70	- 19,330.50	0.00	- 19,330.50

Portfolio Statement

31 DEC 2023

Account number XXXXXXXXXX
Account Name *UFCW TRI-STATE - EMERALD -SL

Page 8 of 139

◆ Asset Detail - Base Currency

Asset Detail		Base Currency		Unrealized gain/loss					
Description/Asset ID	Investment Mgr ID	Exchange rate/ Local market price	Accrued income/expense	Market value	Cost	Market	Translation	Total	
Shares/PAR value									
Equities									
Common stock									
APELLIS PHARMACEUTICALS INC COM CUSIP: 03753U106									
534.00		59.8600000	0.00	31,965.24	32,715.93	- 750.69	0.00	- 750.69	
APOLLO GLOBAL MANAGEMENT INC COM USD0.00001 CUSIP: 03769M106									
357.00		93.1900000	0.00	33,268.83	33,124.46	144.37	0.00	144.37	
APPLIED DIGITAL CORPORATION CUSIP: 038169207									
1,236.00		6.7400000	0.00	8,330.64	10,345.68	- 2,015.04	0.00	- 2,015.04	
ARHAUS INC CL A CL A CUSIP: 04035M102									
2,042.00		11.8500000	0.00	24,197.70	21,659.57	2,538.13	0.00	2,538.13	
ATI INC COM CUSIP: 01741R102									
2,142.00		45.4700000	0.00	97,396.74	85,155.66	12,241.08	0.00	12,241.08	
ATRICURE INC COM STK CUSIP: 04963C209									
662.00		35.6900000	0.00	23,626.78	21,905.73	1,721.05	0.00	1,721.05	
AUTOZONE INC COM CUSIP: 053332102									
AZO		69.00	2,585.6100000	0.00	178,407.09	73,523.72	104,883.37	0.00	104,883.37

Portfolio Statement

31 DEC 2023

Account number XXXXXXXXXX
Account Name *UFCW TRI-STATE - EMERALD -SL

Page 9 of 139

◆ Asset Detail - Base Currency

Asset Detail		Base Currency		Unrealized gain/loss				
Description/Asset ID	Investment Mgr ID	Exchange rate/ Local market price	Accrued income/expense	Market value	Cost	Market	Translation	Total
Shares/PAR value								
<i>Equities</i>								
Common stock								
AXOS FINL INC COM CUSIP: 05465C100								
542.00		54.6000000	0.00	29,593.20	24,807.35	4,785.85	0.00	4,785.85
BANC CALIF INC COM CUSIP: 05990K106								
1,218.00		13.4300000	0.00	16,357.74	17,042.62	- 684.88	0.00	- 684.88
BAUSCH + LOMB CORP CUSIP: 071705107								
2,132.00		17.0600000	0.00	36,371.92	36,837.61	- 465.69	0.00	- 465.69
BIOMARIN PHARMACEUTICAL INC COM ISIN CH0008107010 CUSIP: 09061G101								
1,110.00		96.4200000	0.00	107,026.20	106,207.54	818.66	0.00	818.66
BJS RESTAURANTS INC COM CUSIP: 09180C106								
850.00		36.0100000	0.00	30,608.50	39,977.43	- 9,368.93	0.00	- 9,368.93
BLUEPRINT MEDICINES CORP COM CUSIP: 09627Y109								
696.00		92.2400000	0.00	64,199.04	41,797.89	22,401.15	0.00	22,401.15
BRIDGEBIO PHARMA INC COM CUSIP: 10806X102								
1,029.00		40.3700000	0.00	41,540.73	18,620.32	22,920.41	0.00	22,920.41

Portfolio Statement

31 DEC 2023

Account number XXXXXXXXXX
Account Name *UFCW TRI-STATE - EMERALD -SL

Page 10 of 139

◆ Asset Detail - Base Currency

Asset Detail		Base Currency		Unrealized gain/loss				
Description/Asset ID	Investment Mgr ID	Exchange rate/ Local market price	Accrued income/expense	Market value	Cost	Market	Translation	Total
Shares/PAR value								
<i>Equities</i>								
Common stock								
BRP GROUP INC CL A CL A CUSIP: 05589G102								
1,346.00		24.0200000	0.00	32,330.92	20,008.57	12,322.35	0.00	12,322.35
BRUNSWICK CORP COM CUSIP: 117043109								
BC		96.7500000	0.00	37,248.75	33,554.37	3,694.38	0.00	3,694.38
BURLINGTON STORES INC COM CUSIP: 122017106								
149.00		194.4800000	0.00	28,977.52	25,506.16	3,471.36	0.00	3,471.36
CACTUS INC CL A CL A CUSIP: 127203107								
519.00		45.4000000	0.00	23,562.60	21,890.77	1,671.83	0.00	1,671.83
CADENCE DESIGN SYS INC COM CUSIP: 127387108								
CDNS		272.3700000	0.00	77,080.71	30,488.50	46,592.21	0.00	46,592.21
CARPENTER TECHNOLOGY CORP COM CUSIP: 144285103								
980.00		70.8000000	0.00	69,384.00	33,913.80	35,470.20	0.00	35,470.20
CELSIUS HLDGS INC COM NEW COM NEW CUSIP: 15118V207								
1,295.00		54.5200000	0.00	70,603.40	40,948.92	29,654.48	0.00	29,654.48

Portfolio Statement

31 DEC 2023

Account number XXXXXXXXXX
Account Name *UFCW TRI-STATE - EMERALD -SL

Page 11 of 139

◆ Asset Detail - Base Currency

Description/Asset ID Investment Mgr ID Shares/PAR value	Exchange rate/ Local market price	Accrued income/expense	Market value	Cost	Unrealized gain/loss		Total
					Market	Translation	
Equities							
Common stock							
CHAMPIONX CORPORATION COM USD0.01 WI CUSIP: 15872M104							
325.00	29.2100000	0.00	9,493.25	9,712.18	- 218.93	0.00	- 218.93
CHART INDS INC COM PAR \$0.01 COM PAR \$0.01 CUSIP: 16115Q308							
1,115.00	136.3300000	0.00	152,007.95	144,540.68	7,467.27	0.00	7,467.27
CHENIERE ENERGY INC COM NEW CUSIP: 16411R208							
983.00	170.7100000	0.00	167,807.93	60,194.61	107,613.32	0.00	107,613.32
CHIPOTLE MEXICAN GRILL INC COM STK CMG CUSIP: 169656105							
73.00	2,286.9600000	0.00	166,948.08	59,373.84	107,574.24	0.00	107,574.24
CHURCHILL DOWNS INC COM CUSIP: 171484108							
1,741.00	134.9300000	686.83	234,913.13	120,364.87	114,548.26	0.00	114,548.26
CHUYS HOLDINGS INC COM USD0.01 CUSIP: 171604101							
538.00	38.2300000	0.00	20,567.74	11,995.50	8,572.24	0.00	8,572.24
CLEAR SECURE INC CL A CL A CUSIP: 18467V109							
421.00	20.6500000	0.00	8,693.65	11,697.31	- 3,003.66	0.00	- 3,003.66

Portfolio Statement

31 DEC 2023

Account number XXXXXXXXXX
Account Name *UFCW TRI-STATE - EMERALD -SL

Page 12 of 139

◆ Asset Detail - Base Currency

Asset Detail		Base Currency		Unrealized gain/loss				
Description/Asset ID	Investment Mgr ID	Exchange rate/ Local market price	Accrued income/expense	Market value	Cost	Market	Translation	Total
Shares/PAR value								
Equities								
Common stock								
CLOUDFLARE INC COM CUSIP: 18915M107								
652.00		83.2600000	0.00	54,285.52	46,639.81	7,645.71	0.00	7,645.71
COGENT COMMUNICATIONS HLDGS INC CUSIP: 19239V302								
367.00		76.0600000	0.00	27,914.02	16,057.97	11,856.05	0.00	11,856.05
COHERENT CORP COM CUSIP: 19247G107								
1,145.00		43.5300000	0.00	49,841.85	56,690.44	- 6,848.59	0.00	- 6,848.59
COLLEGIUM PHARMACEUTICAL INC COM CUSIP: 19459J104								
1,000.00		30.7800000	0.00	30,780.00	16,454.33	14,325.67	0.00	14,325.67
CONSTELLATION BRANDS INC CL A CL A CUSIP: 21036P108								
311.00		241.7500000	0.00	75,184.25	70,684.82	4,499.43	0.00	4,499.43
COPART INC COM CUSIP: 217204106								
CPRT 1,176.00		49.0000000	0.00	57,624.00	53,289.89	4,334.11	0.00	4,334.11
COSTAR GROUP INC COM CUSIP: 22160N109								
1,623.00		87.3900000	0.00	141,833.97	72,539.72	69,294.25	0.00	69,294.25

Portfolio Statement

31 DEC 2023

Account number XXXXXXXXXX
Account Name *UFCW TRI-STATE - EMERALD -SL

Page 13 of 139

◆ Asset Detail - Base Currency

Asset Detail		Base Currency		Unrealized gain/loss				
Description/Asset ID	Investment Mgr ID	Exchange rate/ Local market price	Accrued income/expense	Market value	Cost	Market	Translation	Total
Shares/PAR value								
Equities								
Common stock								
CREDO TECHNOLOGY GROUP HOLDING LTD CUSIP: G25457105								
1,765.00		19.4700000	0.00	34,364.55	22,471.77	11,892.78	0.00	11,892.78
CROWDSTRIKE HLDGS INC CL A CL A CUSIP: 22788C105								
670.00		255.3200000	0.00	171,064.40	87,205.27	83,859.13	0.00	83,859.13
CVRX INC COM CUSIP: 126638105								
606.00		31.4400000	0.00	19,052.64	9,600.20	9,452.44	0.00	9,452.44
DARLING INGREDIENTS INC COMSTK CUSIP: 237266101								
1,997.00		49.8400000	0.00	99,530.48	120,423.34	- 20,892.86	0.00	- 20,892.86
DECIPHERA PHARMACEUTICALS INC COM CUSIP: 24344T101								
1,036.00		16.1300000	0.00	16,710.68	14,714.18	1,996.50	0.00	1,996.50
DELTA AIR LINES INC DEL COM NEW COM NEW CUSIP: 247361702								
DAL		40.2300000	0.00	52,580.61	53,180.34	- 599.73	0.00	- 599.73
DEXCOM INC COM CUSIP: 252131107								
279.00		124.0900000	0.00	34,621.11	30,143.54	4,477.57	0.00	4,477.57

Portfolio Statement

31 DEC 2023

Account number XXXXXXXXXX
Account Name *UFCW TRI-STATE - EMERALD -SL

Page 14 of 139

◆ Asset Detail - Base Currency

Asset Detail		Base Currency		Unrealized gain/loss				
Description/Asset ID	Investment Mgr ID	Exchange rate/ Local market price	Accrued income/expense	Market value	Cost	Market	Translation	Total
Shares/PAR value								
Equities								
Common stock								
DIAMONDBACK ENERGY INC COM CUSIP: 25278X109								
FANG	299.00	155.0800000	0.00	46,368.92	24,040.73	22,328.19	0.00	22,328.19
DOCGO INC COM CUSIP: 256086109								
	3,407.00	5.5900000	0.00	19,045.13	30,200.59	- 11,155.46	0.00	- 11,155.46
ENPHASE ENERGY INC COM CUSIP: 29355A107								
	317.00	132.1400000	0.00	41,888.38	43,183.41	- 1,295.03	0.00	- 1,295.03
ENVISTA HLDGS CORP COM CUSIP: 29415F104								
	2,507.00	24.0600000	0.00	60,318.42	90,435.61	- 30,117.19	0.00	- 30,117.19
EPAM SYS INC COM STK CUSIP: 29414B104								
EPAM	71.00	297.3400000	0.00	21,111.14	12,444.99	8,666.15	0.00	8,666.15
EQT CORP COM CUSIP: 26884L109								
EQT	1,551.00	38.6600000	0.00	59,961.66	49,032.97	10,928.69	0.00	10,928.69
ETSY INC COM CUSIP: 29786A106								
	375.00	81.0500000	0.00	30,393.75	57,812.69	- 27,418.94	0.00	- 27,418.94

Portfolio Statement

31 DEC 2023

Account number XXXXXXXXXX
Account Name *UFCW TRI-STATE - EMERALD -SL

Page 15 of 139

◆ Asset Detail - Base Currency

Description/Asset ID Investment Mgr ID Shares/PAR value	Exchange rate/ Local market price	Accrued income/expense	Market value	Cost	Unrealized gain/loss		Total	
					Market	Translation		
<i>Equities</i>								
Common stock								
EXCELERATE ENERGY INC CL A COM CL A COM CUSIP: 30069T101								
358.00	15.4600000	0.00	5,534.68	9,007.15	- 3,472.47	0.00	- 3,472.47	
EXPEDIA GROUP INC COM USD0.001 CUSIP: 30212P303								
EXPE	452.00	151.7900000	0.00	68,609.08	64,882.96	3,726.12	0.00	3,726.12
EXPONENT INC COM STK CUSIP: 30214U102								
241.00	88.0400000	0.00	21,217.64	22,211.11	- 993.47	0.00	- 993.47	
FIRST ADVANTAGE CORP NEW COM CUSIP: 31846B108								
1,774.00	16.5700000	0.00	29,395.18	27,905.04	1,490.14	0.00	1,490.14	
FIVE BELOW INC COM USD0.01 CUSIP: 33829M101								
101.00	213.1600000	0.00	21,529.16	19,216.94	2,312.22	0.00	2,312.22	
FORMFACTOR INC COM STK CUSIP: 346375108								
844.00	41.7100000	0.00	35,203.24	28,030.27	7,172.97	0.00	7,172.97	
FORWARD AIR CORP COM CUSIP: 349853101								
152.00	62.8700000	0.00	9,556.24	12,695.29	- 3,139.05	0.00	- 3,139.05	

Portfolio Statement

31 DEC 2023

Account number XXXXXXXXXX
Account Name *UFCW TRI-STATE - EMERALD -SL

Page 16 of 139

◆ Asset Detail - Base Currency

Asset Detail		Base Currency		Unrealized gain/loss				
Description/Asset ID	Investment Mgr ID	Exchange rate/ Local market price	Accrued income/expense	Market value	Cost	Market	Translation	Total
Shares/PAR value								
Equities								
Common stock								
FRESHPET INC COM CUSIP: 358039105								
2,118.00		86.7600000	0.00	183,757.68	171,795.00	11,962.68	0.00	11,962.68
FTAI AVIATION LTD COM USD0.01 CUSIP: G3730V105								
1,272.00		46.4000000	0.00	59,020.80	35,896.00	23,124.80	0.00	23,124.80
GXO LOGISTICS INC COM CUSIP: 36262G101								
2,921.00		61.1600000	0.00	178,648.36	155,934.47	22,713.89	0.00	22,713.89
HAEMONETICS CORP MASS COM CUSIP: 405024100								
223.00		85.5100000	0.00	19,068.73	12,811.77	6,256.96	0.00	6,256.96
HALLIBURTON CO COM CUSIP: 406216101								
1,668.00	HAL	36.1500000	0.00	60,298.20	56,794.27	3,503.93	0.00	3,503.93
HARMONIC INC COM CUSIP: 413160102								
1,681.00		13.0400000	0.00	21,920.24	23,385.62	- 1,465.38	0.00	- 1,465.38
HERC HLDGS INC COM CUSIP: 42704L104								
248.00		148.8900000	0.00	36,924.72	39,254.39	- 2,329.67	0.00	- 2,329.67

Portfolio Statement

31 DEC 2023

Account number XXXXXXXXXX
Account Name *UFCW TRI-STATE - EMERALD -SL

Page 17 of 139

◆ Asset Detail - Base Currency

Asset Detail		Base Currency		Unrealized gain/loss				
Description/Asset ID	Investment Mgr ID	Exchange rate/ Local market price	Accrued income/expense	Market value	Cost	Market	Translation	Total
Shares/PAR value								
Equities								
Common stock								
HESS CORP COM STK CUSIP: 42809H107								
HES								
177.00	144.1600000	0.00	25,516.32	15,016.92	10,499.40	0.00		10,499.40
HIRERIGHT HLDGS CORP COM CUSIP: 433537107								
379.00	13.4500000	0.00	5,097.55	4,939.51	158.04	0.00		158.04
HOULIHAN LOKEY INC CL A CL A CUSIP: 441593100								
245.00	119.9100000	0.00	29,377.95	15,427.15	13,950.80	0.00		13,950.80
HUBSPOT INC COM CUSIP: 443573100								
99.00	580.5400000	0.00	57,473.46	44,987.65	12,485.81	0.00		12,485.81
HYATT HOTELS CORP COM CL A COM CL A CUSIP: 448579102								
612.00	130.4100000	0.00	79,810.92	47,879.42	31,931.50	0.00		31,931.50
ILLUMINA INC COM CUSIP: 452327109								
464.00	139.2400000	0.00	64,607.36	81,171.69	- 16,564.33	0.00		- 16,564.33
IMMUNOGEN INC COM CUSIP: 45253H101								
2,659.00	29.6500000	0.00	78,839.35	38,558.10	40,281.25	0.00		40,281.25

Portfolio Statement

31 DEC 2023

Account number XXXXXXXXXX
Account Name *UFCW TRI-STATE - EMERALD -SL

Page 18 of 139

◆ Asset Detail - Base Currency

Description/Asset ID Investment Mgr ID Shares/PAR value	Exchange rate/ Local market price	Accrued income/expense	Market value	Cost	Unrealized gain/loss		Total
					Market	Translation	
<i>Equities</i>							
Common stock							
IMMUNOVANT INC COM CUSIP: 45258J102							
1,621.00	42.1300000	0.00	68,292.73	65,410.28	2,882.45	0.00	2,882.45
IMPINJ INC COM CUSIP: 453204109							
181.00	90.0300000	0.00	16,295.43	12,783.14	3,512.29	0.00	3,512.29
INDIE SEMICONDUCTOR INC COM CL A CUSIP: 45569U101							
3,881.00	8.1100000	0.00	31,474.91	35,617.61	- 4,142.70	0.00	- 4,142.70
INSMED INC COM PAR \$.01 CUSIP: 457669307							
1,339.00	30.9900000	0.00	41,495.61	25,506.91	15,988.70	0.00	15,988.70
INSTALLED BLDG PRODS INC COM CUSIP: 45780R101							
103.00	182.8200000	25.08	18,830.46	15,911.76	2,918.70	0.00	2,918.70
INTEGER HLDGS CORP COM CUSIP: 45826H109 ITGR							
1,430.00	99.0800000	0.00	141,684.40	103,173.78	38,510.62	0.00	38,510.62
INTRA-CELLULAR THERAPIES INC COM CUSIP: 46116X101							
513.00	71.6200000	0.00	36,741.06	31,028.97	5,712.09	0.00	5,712.09

Portfolio Statement

31 DEC 2023

Account number XXXXXXXXXX
Account Name *UFCW TRI-STATE - EMERALD -SL

Page 19 of 139

◆ Asset Detail - Base Currency

Asset Detail		Base Currency		Unrealized gain/loss				
Description/Asset ID	Investment Mgr ID	Exchange rate/ Local market price	Accrued income/expense	Market value	Cost	Market	Translation	Total
Shares/PAR value								
Equities								
Common stock								
IPG PHOTONICS CORP COM CUSIP: 44980X109								
370.00		108.5400000	0.00	40,159.80	45,591.61	- 5,431.81	0.00	- 5,431.81
JACK IN THE BOX INC COM CUSIP: 466367109								
373.00		81.6300000	0.00	30,447.99	27,932.46	2,515.53	0.00	2,515.53
KEYSIGHT TECHNOLOGIES INC COM CUSIP: 49338L103								
KEYS		159.0900000	0.00	85,590.42	56,388.54	29,201.88	0.00	29,201.88
KINSALE CAP GROUP INC COM CUSIP: 49714P108								
147.00		334.9100000	0.00	49,231.77	52,456.87	- 3,225.10	0.00	- 3,225.10
KRATOS DEFENSE & SECURITY SOLUTIONS INC CUSIP: 50077B207								
2,584.00		20.2900000	0.00	52,429.36	32,951.86	19,477.50	0.00	19,477.50
KULICKE & SOFFA INDS INC COM CUSIP: 501242101								
KLIC		54.7200000	45.20	12,366.72	11,911.06	455.66	0.00	455.66
LANTHEUS HLDGS INC COM CUSIP: 516544103								
832.00		62.0000000	0.00	51,584.00	58,225.36	- 6,641.36	0.00	- 6,641.36

Portfolio Statement

31 DEC 2023

Account number XXXXXXXXXX
Account Name *UFCW TRI-STATE - EMERALD -SL

Page 20 of 139

◆ Asset Detail - Base Currency

Description/Asset ID Investment Mgr ID Shares/PAR value	Exchange rate/ Local market price	Accrued income/expense	Market value	Cost	Unrealized gain/loss		
					Market	Translation	Total
Equities							
Common stock							
LATTICE SEMICONDUCTOR CORP COM CUSIP: 518415104							
403.00	68.9900000	0.00	27,802.97	32,445.77	- 4,642.80	0.00	- 4,642.80
LIGHT & WONDER INC COM USD0.001 CUSIP: 80874P109							
139.00	82.1100000	0.00	11,413.29	10,458.85	954.44	0.00	954.44
LIVANOVA PLC ORD GBP1.00 (DI) CUSIP: G5509L101							
708.00	51.7400000	0.00	36,631.92	33,202.07	3,429.85	0.00	3,429.85
LPL FINL HLDGS INC COM CUSIP: 50212V100							
412.00	227.6200000	0.00	93,779.44	93,717.72	61.72	0.00	61.72
LULULEMON ATHLETICA INC COM CUSIP: 550021109							
176.00	511.2900000	0.00	89,987.04	40,896.41	49,090.63	0.00	49,090.63
L3HARRIS TECHNOLOGIES INC COM CUSIP: 502431109							
478.00	210.6200000	0.00	100,676.36	96,974.25	3,702.11	0.00	3,702.11
MACOM TECHNOLOGY SOLUTIONS HOLDINGS INC COM STK CUSIP: 55405Y100							
417.00	92.9500000	0.00	38,760.15	17,614.85	21,145.30	0.00	21,145.30

Portfolio Statement

31 DEC 2023

Account number XXXXXXXXXX
Account Name *UFCW TRI-STATE - EMERALD -SL

Page 21 of 139

◆ Asset Detail - Base Currency

Asset Detail		Base Currency		Unrealized gain/loss				
Description/Asset ID	Investment Mgr ID	Exchange rate/ Local market price	Accrued income/expense	Market value	Cost	Market	Translation	Total
Shares/PAR value								
<i>Equities</i>								
Common stock								
MADRIGAL PHARMACEUTICALS INC COM CUSIP: 558868105								
260.00		231.3800000	0.00	60,158.80	59,365.21	793.59	0.00	793.59
MANNKIND CORP COM USD0.01(POST REV SPLIT) CUSIP: 56400P706								
1,762.00		3.6400000	0.00	6,413.68	7,712.47	- 1,298.79	0.00	- 1,298.79
MASTEC INC COM CUSIP: 576323109								
1,180.00		75.7200000	0.00	89,349.60	94,041.76	- 4,692.16	0.00	- 4,692.16
MATADOR RES CO COM CUSIP: 576485205								
246.00		56.8600000	0.00	13,987.56	12,283.08	1,704.48	0.00	1,704.48
MATCH GROUP INC NEW COM CUSIP: 57667L107								
2,359.00		36.5000000	0.00	86,103.50	199,073.99	- 112,970.49	0.00	- 112,970.49
MTCH								
MERIT MED SYS INC COM CUSIP: 589889104								
536.00		75.9600000	0.00	40,714.56	32,032.79	8,681.77	0.00	8,681.77
METTLER-TOLEDO INTL INC COM CUSIP: 592688105								
80.00		1,212.9600000	0.00	97,036.80	97,324.62	- 287.82	0.00	- 287.82

Portfolio Statement

31 DEC 2023

Account number XXXXXXXXXX
Account Name *UFCW TRI-STATE - EMERALD -SL

Page 22 of 139

◆ Asset Detail - Base Currency

Description/Asset ID Investment Mgr ID Shares/PAR value	Exchange rate/ Local market price	Accrued income/expense	Market value	Cost	Unrealized gain/loss		Total
					Market	Translation	
<i>Equities</i>							
Common stock							
MODERNA INC COM CUSIP: 60770K107							
650.00	99.4500000	0.00	64,642.50	66,208.72	- 1,566.22	0.00	- 1,566.22
MOELIS & CO CL A CL A CUSIP: 60786M105							
668.00	56.1300000	0.00	37,494.84	20,231.94	17,262.90	0.00	17,262.90
MONGODB INC CL A CL A CUSIP: 60937P106							
361.00	408.8500000	0.00	147,594.85	98,081.86	49,512.99	0.00	49,512.99
MONOLITHIC PWR SYS INC COM CUSIP: 609839105							
114.00	630.7800000	114.00	71,908.92	38,683.08	33,225.84	0.00	33,225.84
MONTROSE ENVIRONMENTAL GROUP INC COM CUSIP: 615111101							
1,065.00	32.1300000	0.00	34,218.45	30,733.67	3,484.78	0.00	3,484.78
MP MATERIALS CORP COM USD0.0001 CL A CUSIP: 553368101							
5,306.00	19.8500000	0.00	105,324.10	123,147.73	- 17,823.63	0.00	- 17,823.63
MSCI INC COM USD0.01 CUSIP: 55354G100							
148.00	565.6500000	0.00	83,716.20	81,822.47	1,893.73	0.00	1,893.73

Portfolio Statement

31 DEC 2023

Account number XXXXXXXXXX
Account Name *UFCW TRI-STATE - EMERALD -SL

Page 23 of 139

◆ Asset Detail - Base Currency

Asset Detail		Base Currency		Unrealized gain/loss				
Description/Asset ID	Investment Mgr ID	Exchange rate/ Local market price	Accrued income/expense	Market value	Cost	Market	Translation	Total
Shares/PAR value								
Equities								
Common stock								
NAPCO SECURITY TECHNOLOGIES INC CUSIP: 630402105								
327.00		34.2500000	0.00	11,199.75	11,111.70	88.05	0.00	88.05
NATIONAL VISION HLDGS INC COM CUSIP: 63845R107								
1,304.00		20.9300000	0.00	27,292.72	35,068.23	- 7,775.51	0.00	- 7,775.51
NEOGENOMICS INC COM NEW COM NEW CUSIP: 64049M209								
2,813.00		16.1800000	0.00	45,514.34	33,961.19	11,553.15	0.00	11,553.15
NEW FORTRESS INC CL A SHS REPSTG LTD LIABILITY CUSIP: 644393100								
2,392.00		37.7300000	0.00	90,250.16	94,974.68	- 4,724.52	0.00	- 4,724.52
NORTHERN OIL & GAS INC COM NEW CUSIP: 665531307								
690.00		37.0700000	276.00	25,578.30	20,119.23	5,459.07	0.00	5,459.07
NV5 GLOBAL INC COMMON STOCK CUSIP: 62945V109								
436.00		111.1200000	0.00	48,448.32	25,868.98	22,579.34	0.00	22,579.34
OLLIES BARGAIN OUTLET HLDGS INC COM CUSIP: 681116109								
244.00		75.8900000	0.00	18,517.16	18,398.72	118.44	0.00	118.44

Portfolio Statement

31 DEC 2023

Account number XXXXXXXXXX
Account Name *UFCW TRI-STATE - EMERALD -SL

Page 24 of 139

◆ Asset Detail - Base Currency

Description/Asset ID		Exchange rate/ Local market price	Accrued income/expense	Market value	Cost	Unrealized gain/loss		Total
Investment Mgr ID	Shares/PAR value					Market	Translation	
Equities								
Common stock								
ONTO INNOVATION INC CUSIP: 683344105								
	230.00	152.9000000	0.00	35,167.00	30,428.95	4,738.05	0.00	4,738.05
ORTHOFIX MED INC COM USD0.10 CUSIP: 68752M108								
	1,135.00	13.4800000	0.00	15,299.80	20,532.80	- 5,233.00	0.00	- 5,233.00
PAC PREMIER BANCORP COM CUSIP: 69478X105								
	634.00	29.1100000	0.00	18,455.74	15,664.65	2,791.09	0.00	2,791.09
PALANTIR TECHNOLOGIES INC CL A CL A CUSIP: 69608A108								
	2,396.00	17.1700000	0.00	41,139.32	43,525.50	- 2,386.18	0.00	- 2,386.18
PALO ALTO NETWORKS INC COM USD0.0001 CUSIP: 697435105								
	116.00	294.8800000	0.00	34,206.08	14,081.74	20,124.34	0.00	20,124.34
PALOMAR HLDGS INC COM CUSIP: 69753M105								
	667.00	55.5000000	0.00	37,018.50	35,502.39	1,516.11	0.00	1,516.11
PDF SOLUTIONS INC COM CUSIP: 693282105								
	1,121.00	32.1400000	0.00	36,028.94	31,613.22	4,415.72	0.00	4,415.72

Portfolio Statement

31 DEC 2023

Account number XXXXXXXXXX
Account Name *UFCW TRI-STATE - EMERALD -SL

Page 25 of 139

◆ Asset Detail - Base Currency

Description/Asset ID Investment Mgr ID Shares/PAR value	Exchange rate/ Local market price	Accrued income/expense	Market value	Cost	Unrealized gain/loss		Total
					Market	Translation	
<i>Equities</i>							
Common stock							
PERFICIENT INC COM STK CUSIP: 71375U101							
194.00	65.8200000	0.00	12,769.08	9,242.75	3,526.33	0.00	3,526.33
PINTEREST INC CL A CL A CUSIP: 72352L106							
2,151.00	37.0400000	0.00	79,673.04	62,008.14	17,664.90	0.00	17,664.90
POOL CORP COM STK CUSIP: 73278L105							
106.00	398.7100000	0.00	42,263.26	37,061.98	5,201.28	0.00	5,201.28
POPULAR INC COM NEW COM USD6 (POST REV SPLIT) CUSIP: 733174700							
153.00	82.0700000	62.00	12,556.71	10,193.07	2,363.64	0.00	2,363.64
PORTILLOS INC CL A COM CL A COM CUSIP: 73642K106							
1,380.00	15.9300000	0.00	21,983.40	27,756.86	- 5,773.46	0.00	- 5,773.46
PRIVIA HEALTH GROUP INC COM CUSIP: 74276R102							
1,478.00	23.0300000	0.00	34,038.34	43,311.64	- 9,273.30	0.00	- 9,273.30
PURE STORAGE INC CL A CL A CUSIP: 74624M102							
1,111.00	35.6600000	0.00	39,618.26	28,771.46	10,846.80	0.00	10,846.80

Portfolio Statement

31 DEC 2023

Account number [REDACTED]
Account Name *UFCW TRI-STATE - EMERALD -SL

Page 26 of 139

◆ Asset Detail - Base Currency

Description/Asset ID Investment Mgr ID Shares/PAR value	Exchange rate/ Local market price	Accrued income/expense	Market value	Cost	Unrealized gain/loss		Total
					Market	Translation	
<i>Equities</i>							
Common stock							
PVTPL CYMABAY THERAPEUTICS INC COM CUSIP: 23257D103							
1,597.00	23.6200000	0.00	37,721.14	26,534.63	11,186.51	0.00	11,186.51
QUANTERIX CORP COM CUSIP: 74766Q101							
864.00	27.3400000	0.00	23,621.76	21,842.51	1,779.25	0.00	1,779.25
Q2 HLDGS INC COM CUSIP: 74736L109							
601.00	43.4100000	0.00	26,089.41	22,493.57	3,595.84	0.00	3,595.84
RADNET INC COM STK CUSIP: 750491102							
819.00	34.7700000	0.00	28,476.63	26,645.62	1,831.01	0.00	1,831.01
RAMBUS INC DEL COM CUSIP: 750917106							
537.00	68.2500000	0.00	36,650.25	28,394.89	8,255.36	0.00	8,255.36
RAPID7 INC COM CUSIP: 753422104							
528.00	57.1000000	0.00	30,148.80	17,605.29	12,543.51	0.00	12,543.51
REPLIMUNE GROUP INC COM CUSIP: 76029N106							
798.00	8.4300000	0.00	6,727.14	17,671.39	- 10,944.25	0.00	- 10,944.25

Portfolio Statement

31 DEC 2023

Account number XXXXXXXXXX
Account Name *UFCW TRI-STATE - EMERALD -SL

Page 27 of 139

◆ Asset Detail - Base Currency

Asset Detail		Base Currency		Unrealized gain/loss				
Description/Asset ID	Investment Mgr ID	Exchange rate/ Local market price	Accrued income/expense	Market value	Cost	Market	Translation	Total
Shares/PAR value								
Equities								
Common stock								
RESMED INC COM CUSIP: 761152107								
628.00		172.0200000	0.00	108,028.56	125,465.37	- 17,436.81	0.00	- 17,436.81
ROCKWELL AUTOMATION CUSIP: 773903109								
114.00		310.4800000	0.00	35,394.72	36,605.49	- 1,210.77	0.00	- 1,210.77
RXO LLC COM CUSIP: 74982T103								
653.00		23.2600000	0.00	15,188.78	14,382.49	806.29	0.00	806.29
RYMAN HOSPITALITY PPTYS INC COM CUSIP: 78377T107								
RHP		110.0600000	193.60	19,370.56	13,928.30	5,442.26	0.00	5,442.26
S&P GLOBAL INC COM CUSIP: 78409V104								
SPGI		440.5200000	0.00	70,042.68	14,403.05	55,639.63	0.00	55,639.63
SAVERS VALUE VLG INC COM CUSIP: 80517M109								
1,675.00		17.3800000	0.00	29,111.50	32,524.00	- 3,412.50	0.00	- 3,412.50
SEAWORLD ENTMT INC COM CUSIP: 81282V100								
212.00		52.8300000	0.00	11,199.96	6,060.18	5,139.78	0.00	5,139.78

Portfolio Statement

31 DEC 2023

Account number XXXXXXXXXX
Account Name *UFCW TRI-STATE - EMERALD -SL

Page 28 of 139

◆ Asset Detail - Base Currency

Description/Asset ID Investment Mgr ID Shares/PAR value	Exchange rate/ Local market price	Accrued income/expense	Market value	Cost	Unrealized gain/loss		Total
					Market	Translation	
<i>Equities</i>							
Common stock							
SHIFT4 PMTS INC CL A CL A CUSIP: 82452J109							
1,996.00	74.3400000	0.00	148,382.64	123,581.59	24,801.05	0.00	24,801.05
SIMPLY GOOD FOODS CO COM CUSIP: 82900L102							
843.00	39.6000000	0.00	33,382.80	16,430.69	16,952.11	0.00	16,952.11
SKYWARD SPECIALTY INS GROUP INC COM CUSIP: 830940102							
1,146.00	33.8800000	0.00	38,826.48	22,499.25	16,327.23	0.00	16,327.23
SKYWATER TECHNOLOGY INC COM CUSIP: 83089J108							
1,517.00	9.6200000	0.00	14,593.54	23,117.43	- 8,523.89	0.00	- 8,523.89
SOLENO THERAPEUTICS INC COM PAR CUSIP: 834203309							
364.00	40.2500000	0.00	14,651.00	7,443.28	7,207.72	0.00	7,207.72
STERIS PLC ORD USD0.001 CUSIP: G8473T100							
109.00	219.8500000	0.00	23,963.65	18,455.71	5,507.94	0.00	5,507.94
SUN CTRY AIRLS HLDGS INC COM CUSIP: 866683105							
1,404.00	15.7300000	0.00	22,084.92	40,476.06	- 18,391.14	0.00	- 18,391.14

Portfolio Statement

31 DEC 2023

Account number XXXXXXXXXX
Account Name *UFCW TRI-STATE - EMERALD -SL

Page 29 of 139

◆ Asset Detail - Base Currency

Asset Detail		Base Currency		Unrealized gain/loss				
Description/Asset ID	Investment Mgr ID	Exchange rate/ Local market price	Accrued income/expense	Market value	Cost	Market	Translation	Total
Shares/PAR value								
<hr/>								
<i>Equities</i>								
<hr/>								
Common stock								
<hr/>								
SUPER MICRO COMPUTER INC COM		USD0.001	CUSIP: 86800U104					
459.00	284.2600000	0.00	130,475.34	82,624.37	47,850.97	0.00		47,850.97
<hr/>								
SYNAPTICS INC COM		CUSIP: 87157D109						
82.00	114.0800000	0.00	9,354.56	9,706.67	- 352.11	0.00		- 352.11
<hr/>								
T ROWE PRICE GROUP INC		CUSIP: 74144T108						
380.00	107.6900000	0.00	40,922.20	48,177.75	- 7,255.55	0.00		- 7,255.55
<hr/>								
TAKE-TWO INTERACTIVE SOFTWARE INC COM STK		USD0.01	CUSIP: 874054109					
TTWO	725.00	160.9500000	0.00	116,688.75	106,443.70	10,245.05	0.00	10,245.05
<hr/>								
TARGA RES CORP COM		CUSIP: 87612G101						
TRGP	331.00	86.8700000	0.00	28,753.97	23,877.65	4,876.32	0.00	4,876.32
<hr/>								
TECHNIPFMC PLC COM		USD1	CUSIP: G87110105					
2,648.00	20.1400000	0.00	53,330.72	34,692.28	18,638.44	0.00		18,638.44
<hr/>								
TENABLE HLDGS INC COM		CUSIP: 88025T102						
2,894.00	46.0600000	0.00	133,297.64	114,203.61	19,094.03	0.00		19,094.03

Portfolio Statement

31 DEC 2023

Account number XXXXXXXXXX
Account Name *UFCW TRI-STATE - EMERALD -SL

Page 30 of 139

◆ Asset Detail - Base Currency

Asset Detail		Base Currency		Unrealized gain/loss				
Description/Asset ID	Investment Mgr ID	Exchange rate/ Local market price	Accrued income/expense	Market value	Cost	Market	Translation	Total
Shares/PAR value								
<i>Equities</i>								
Common stock								
TERADYNE INC COM CUSIP: 880770102								
379.00		108.5200000	0.00	41,129.08	34,325.64	6,803.44	0.00	6,803.44
TERRENO RLTY CORP CUSIP: 88146M101								
320.00		62.6700000	144.00	20,054.40	19,178.29	876.11	0.00	876.11
TETRA TECHNOLOGIES INC DEL COM CUSIP: 88162F105								
4,384.00		4.5200000	0.00	19,815.68	17,625.02	2,190.66	0.00	2,190.66
THE TRADE DESK INC COM CL A COM CL A CUSIP: 88339J105								
876.00		71.9600000	0.00	63,036.96	79,337.87	- 16,300.91	0.00	- 16,300.91
TIDEWATER INC NEW COM CUSIP: 88642R109								
274.00		72.1100000	0.00	19,758.14	19,592.10	166.04	0.00	166.04
TRANSMEDICS GROUP INC COM CUSIP: 89377M109								
756.00		78.9300000	0.00	59,671.08	24,229.25	35,441.83	0.00	35,441.83
TRAVERE THERAPEUTICS INC COM CUSIP: 89422G107								
1,423.00		8.9900000	0.00	12,792.77	24,645.22	- 11,852.45	0.00	- 11,852.45

Portfolio Statement

31 DEC 2023

Account number XXXXXXXXXX
Account Name *UFCW TRI-STATE - EMERALD -SL

Page 31 of 139

◆ Asset Detail - Base Currency

Description/Asset ID Investment Mgr ID Shares/PAR value	Exchange rate/ Local market price	Accrued income/expense	Market value	Cost	Unrealized gain/loss		
					Market	Translation	Total
<i>Equities</i>							
Common stock							
TREACE MED CONCEPTS INC COM CUSIP: 89455T109							
2,143.00	12.7500000	0.00	27,323.25	42,182.38	- 14,859.13	0.00	- 14,859.13
TREX CO INC COM CUSIP: 89531P105							
1,207.00	82.7900000	0.00	99,927.53	89,851.95	10,075.58	0.00	10,075.58
TRIMBLE INC COM TRIMBLE INC CUSIP: 896239100							
498.00	53.2000000	0.00	26,493.60	26,561.56	- 67.96	0.00	- 67.96
TRINET GROUP INC COM USD0.000025 CUSIP: 896288107							
365.00	118.9300000	0.00	43,409.45	24,802.97	18,606.48	0.00	18,606.48
TRINITY CAP INC COM CUSIP: 896442308							
1,101.00	14.5300000	550.50	15,997.53	14,957.03	1,040.50	0.00	1,040.50
ULTRAGENYX PHARMACEUTICAL INC COM CUSIP: 90400D108							
2,536.00	47.8200000	0.00	121,271.52	139,374.81	- 18,103.29	0.00	- 18,103.29
UNITY SOFTWARE INC COM CUSIP: 91332U101							
965.00	40.8900000	0.00	39,458.85	62,424.03	- 22,965.18	0.00	- 22,965.18

Portfolio Statement

31 DEC 2023

Account number XXXXXXXXXX
Account Name *UFCW TRI-STATE - EMERALD -SL

Page 32 of 139

◆ Asset Detail - Base Currency

Description/Asset ID Investment Mgr ID Shares/PAR value	Exchange rate/ Local market price	Accrued income/expense	Market value	Cost	Unrealized gain/loss		Total
					Market	Translation	
<i>Equities</i>							
Common stock							
UTZ BRANDS INC COM USD0.0001 CL A CUSIP: 918090101							
1,153.00	16.2400000	65.72	18,724.72	18,527.40	197.32	0.00	197.32
VALARIS LTD COM USD0.40 CUSIP: G9460G101							
275.00	68.5700000	0.00	18,856.75	19,120.81	- 264.06	0.00	- 264.06
VARONIS SYS INC COM CUSIP: 922280102							
2,461.00	45.2800000	0.00	111,434.08	94,678.69	16,755.39	0.00	16,755.39
VEEVA SYS INC CL A COM CL A COM CUSIP: 922475108							
465.00	192.5200000	0.00	89,521.80	53,389.33	36,132.47	0.00	36,132.47
VERISK ANALYTICS INC COM USD0.001 CUSIP: 92345Y106							
137.00	238.8600000	0.00	32,723.82	31,774.70	949.12	0.00	949.12
VISTEON CORP COM NEW COM NEW VC CUSIP: 92839U206							
151.00	124.9000000	0.00	18,859.90	14,018.93	4,840.97	0.00	4,840.97
WEATHERFORD INTL LTD COMMON STOCK CUSIP: G48833118							
177.00	97.8300000	0.00	17,315.91	15,514.33	1,801.58	0.00	1,801.58

Portfolio Statement

31 DEC 2023

Account number XXXXXXXXXX
Account Name *UFCW TRI-STATE - EMERALD -SL

Page 33 of 139

◆ Asset Detail - Base Currency

Asset Detail Description/Asset ID Investment Mgr ID Shares/PAR value	Base Currency Exchange rate/ Local market price	Accrued income/expense	Market value	Cost	Unrealized gain/loss		Total	
					Market	Translation		
Equities								
Common stock								
WESTERN ALLIANCE BANCORPORATION COM CUSIP: 957638109								
1,614.00	65.7900000	0.00	106,185.06	52,910.86	53,274.20	0.00	53,274.20	
WILLSCOT MOBILE MINI HLDGS CORP COM CUSIP: 971378104								
2,955.00	44.5000000	0.00	131,497.50	88,295.86	43,201.64	0.00	43,201.64	
XPO INC COM CUSIP: 983793100								
XPO	874.00	87.5900000	0.00	76,553.66	54,040.88	22,512.78	0.00	22,512.78
ZEVIA PBC CL A COM CL A COM CUSIP: 98955K104								
1,894.00	2.0100000	0.00	3,806.94	15,807.97	- 12,001.03	0.00	- 12,001.03	
ZUORA INC CL A COM CL A COM CUSIP: 98983V106								
1,878.00	9.4000000	0.00	17,653.20	18,049.41	- 396.21	0.00	- 396.21	
Total USD								
		2,338.71	9,928,828.61	8,266,614.18	1,662,214.43	0.00	1,662,214.43	
Total United States								
		2,338.71	9,928,828.61	8,266,614.18	1,662,214.43	0.00	1,662,214.43	
Total Common Stock								
197,072.00		2,338.71	10,151,817.45	8,447,966.58	1,703,850.87	0.00	1,703,850.87	

Portfolio Statement

31 DEC 2023

Account number XXXXXXXXXX
Account Name *UFCW TRI-STATE - EMERALD -SL

Page 34 of 139

◆ Asset Detail - Base Currency

Description/Asset ID Investment Mgr ID Shares/PAR value	Exchange rate/ Local market price	Accrued income/expense	Market value	Cost	Unrealized gain/loss		Total
					Market	Translation	

Equities

Common stock

Total Equities

197,072.00	2,338.71	10,151,817.45	8,447,966.58	1,703,850.87	0.00	1,703,850.87
------------	----------	---------------	--------------	--------------	------	--------------

Cash and Cash Equivalents

Funds - short term investment

United States - USD

NT COLLECTIVE SHORT TERM INVT FD CUSIP: 66586U452
V1034911301

270,678.76	1.0000000	1,352.32	270,678.76	270,678.76	0.00	0.00	0.00
------------	-----------	----------	------------	------------	------	------	------

Total USD	1,352.32	270,678.76	270,678.76	0.00	0.00	0.00
-----------	----------	------------	------------	------	------	------

Total United States	1,352.32	270,678.76	270,678.76	0.00	0.00	0.00
---------------------	----------	------------	------------	------	------	------

Total Funds - Short Term Investment

270,678.76	1,352.32	270,678.76	270,678.76	0.00	0.00	0.00
------------	----------	------------	------------	------	------	------

Total Cash and Cash Equivalents

270,678.76	1,352.32	270,678.76	270,678.76	0.00	0.00	0.00
------------	----------	------------	------------	------	------	------

Portfolio Statement

31 DEC 2023

Account number XXXXXXXXXX
Account Name *UFCW TRI-STATE - EMERALD -SL

Page 35 of 139

◆ Asset Detail - Base Currency

Description/Asset ID		Exchange rate/ Local market price	Accrued income/expense	Market value	Cost	Unrealized gain/loss		Total
Investment Mgr ID	Shares/PAR value					Market	Translation	

Cash and Cash Equivalents

Funds - short term investment

Adjustments To Cash

Pending trade purchases

USD - United States dollar	1.0000000	0.00	- 11,474.88	- 11,474.88	0.00	0.00	0.00
----------------------------	-----------	------	-------------	-------------	------	------	------

Total pending trade purchases - all currencies		0.00	- 11,474.88	- 11,474.88	0.00	0.00	0.00
--	--	------	-------------	-------------	------	------	------

Total pending trade purchases - all countries		0.00	- 11,474.88	- 11,474.88	0.00	0.00	0.00
---	--	------	-------------	-------------	------	------	------

Total Pending trade purchases

0.00		0.00	- 11,474.88	- 11,474.88	0.00	0.00	0.00
------	--	------	-------------	-------------	------	------	------

Pending trade sales

USD - United States dollar	1.0000000	0.00	3,283.82	3,283.82	0.00	0.00	0.00
----------------------------	-----------	------	----------	----------	------	------	------

Portfolio Statement

31 DEC 2023

Account number XXXXXXXXXX
Account Name *UFCW TRI-STATE - EMERALD -SL

Page 36 of 139

◆ Asset Detail - Base Currency

					Unrealized gain/loss		
Description/Asset ID	Investment Mgr ID	Exchange rate/ Local market price	Accrued income/expense	Market value	Cost	Market	Translation
Shares/PAR value							Total

Adjustments To Cash

Pending trade sales

Total pending trade sales - all currencies	0.00	3,283.82	3,283.82	0.00	0.00	0.00
--	------	----------	----------	------	------	------

Total pending trade sales - all countries	0.00	3,283.82	3,283.82	0.00	0.00	0.00
---	------	----------	----------	------	------	------

Total Pending trade sales

0.00	0.00	3,283.82	3,283.82	0.00	0.00	0.00
------	------	----------	----------	------	------	------

Total Adjustments To Cash

0.00	0.00	- 8,191.06	- 8,191.06	0.00	0.00	0.00
------	------	------------	------------	------	------	------

Total	467,750.76	3,691.03	10,414,305.15	8,710,454.28	1,703,850.87	0.00	1,703,850.87
--------------	-------------------	-----------------	----------------------	---------------------	---------------------	-------------	---------------------

++ Informational Only Asset - an asset that is not held in the account but that is included in Northern Trust's reports at the client's request solely as a matter of convenience to the client. Custodial and other responsibilities for this asset rest solely with the client or another custodian. Northern Trust has no custodial or other responsibilities for this asset, and the asset is not an asset of any Northern Trust account for purposes of the applicable account agreement.

Portfolio Statement

1 DEC 23 - 31 DEC 23

Account number [REDACTED]
Account Name *UFCW TRI-STATE - EMERALD -SL

Page 37 of 139

◆ Investment Transaction Summary

Asset Type	Principal	Transaction Amount Accrued Interest	Adjustment Amt	Cost	Market	Realized Gain/Loss Translation	Total
<i>Purchases</i>							
Equities							
Common stock	-485,365.74	0.00	0.00	485,365.74	0.00	0.00	0.00
Total equities	-485,365.74	0.00	0.00	485,365.74	0.00	0.00	0.00
Cash and Cash Equivalents							
Funds - short term investment	-395,107.74	0.00	0.00	395,107.74	0.00	0.00	0.00
Total cash and cash equivalents	-395,107.74	0.00	0.00	395,107.74	0.00	0.00	0.00
Total purchases	-880,473.48	0.00	0.00	880,473.48	0.00	0.00	0.00
<i>Sales</i>							
Equities							
Common stock	672,456.56	0.00	0.00	-553,099.52	119,357.04	0.00	119,357.04
Total equities	672,456.56	0.00	0.00	-553,099.52	119,357.04	0.00	119,357.04
Cash and Cash Equivalents							
Funds - short term investment	368,548.83	0.00	0.00	-368,548.83	0.00	0.00	0.00
Total cash and cash equivalents	368,548.83	0.00	0.00	-368,548.83	0.00	0.00	0.00
Total sales	1,041,005.39	0.00	0.00	-921,648.35	119,357.04	0.00	119,357.04
Total	160,531.91	0.00	0.00	-41,174.87	119,357.04	0.00	119,357.04

Portfolio Statement

1 DEC 23 - 31 DEC 23

Account number XXXXXXXXXX
Account Name *UFCW TRI-STATE - EMERALD -SL

Page 38 of 139

Investment Transaction Detail

Trade Date	Security Description						Realized Gain/Loss		
Settle Date	Asset ID / Ticker	Shares/PAR	Principal	Transaction Amount	Adjustment Amt	Cost	Market	Translation	Total
Trade Status	Broker / Commission Narrative	Price		Accrued Interest					

Purchases

Equities

Common stock

United States - USD

13 Dec 23	ACADIA PHARMACEUTICALS INC COM	823.000	-22,623.12	0.00	0.00	22,623.12	0.00	0.00	0.00
15 Dec 23	CUSIP: 004225108 / ACAD								
Settled	RBC CAPITAL MARKETS, LLC / 16.46	27.468600							
	PURCHASED 823.00 SHARES								
	12-13-23 AT A PRICE OF								
	\$27.468600 PLUS BROKER								
	COMMISSION OF \$16.46 RBC								
	CAPITAL MARKETS, LLC								
1 Dec 23	AKERO THERAPEUTICS INC COM	31.000	-539.29	0.00	0.00	539.29	0.00	0.00	0.00
5 Dec 23	CUSIP: 00973Y108 / AKRO								
Settled	JEFFERIES LLC / .87	17.368300							
	PURCHASED 31.00 SHARES								
	12-01-23 AT A PRICE OF								
	\$17.368300 PLUS BROKER								
	COMMISSION OF \$.87 JEFFERIES								
	LLC								
4 Dec 23	AKERO THERAPEUTICS INC COM	181.000	-3,247.59	0.00	0.00	3,247.59	0.00	0.00	0.00
6 Dec 23	CUSIP: 00973Y108 / AKRO								
Settled	JEFFERIES LLC / 5.07	17.914500							
	PURCHASED 181.00 SHARES								
	12-04-23 AT A PRICE OF								
	\$17.914500 PLUS BROKER								
	COMMISSION OF \$5.07 JEFFERIES								
	LLC								
4 Dec 23	ALPHATEC HLDGS INC COM NEW COM NEW	243.000	-3,092.78	0.00	0.00	3,092.78	0.00	0.00	0.00
6 Dec 23	CUSIP: 02081G201 / ATEC								
Settled	J.P. MORGAN SECURITIES LLC / 6.80	12.699500							
	PURCHASED 243.00 SHARES								
	12-04-23 AT A PRICE OF								
	\$12.699500 PLUS BROKER								
	COMMISSION OF \$6.80 J.P.								
	MORGAN SECURITIES LLC								

Portfolio Statement

1 DEC 23 - 31 DEC 23

Account number XXXXXXXXXX
Account Name *UFCW TRI-STATE - EMERALD -SL

Investment Transaction Detail

Page 39 of 139

Trade Date Settle Date Trade Status	Security Description Asset ID / Ticker Broker / Commission Narrative	Shares/PAR Price	Principal	Transaction Amount Accrued Interest	Adjustment Amt	Cost	Realized Gain/Loss		
							Market	Translation	Total
<i>Purchases</i>									
Equities									
5 Dec 23 7 Dec 23 Settled	ALPHATEC HLDGS INC COM NEW COM NEW CUSIP: 02081G201 / ATEC LOOP CAPITAL MARKETS LLC / 7.50 PURCHASED 250.00 SHARES 12-05-23 AT A PRICE OF \$12.781100 PLUS BROKER COMMISSION OF \$7.50 LOOP CAPITAL MARKETS LLC	250.000 12.781100	-3,202.78	0.00	0.00	3,202.78	0.00	0.00	0.00
13 Dec 23 15 Dec 23 Settled	ALPHATEC HLDGS INC COM NEW COM NEW CUSIP: 02081G201 / ATEC LOOP CAPITAL MARKETS LLC / 1.98 PURCHASED 66.00 SHARES 12-13-23 AT A PRICE OF \$13.397300 PLUS BROKER COMMISSION OF \$1.98 LOOP CAPITAL MARKETS LLC	66.000 13.397300	-886.20	0.00	0.00	886.20	0.00	0.00	0.00
13 Dec 23 15 Dec 23 Settled	ALPHATEC HLDGS INC COM NEW COM NEW CUSIP: 02081G201 / ATEC JEFFERIES LLC / 2.32 PURCHASED 83.00 SHARES 12-13-23 AT A PRICE OF \$13.289100 PLUS BROKER COMMISSION OF \$2.32 JEFFERIES LLC	83.000 13.289100	-1,105.32	0.00	0.00	1,105.32	0.00	0.00	0.00
14 Dec 23 18 Dec 23 Settled	ALPHATEC HLDGS INC COM NEW COM NEW CUSIP: 02081G201 / ATEC LOOP CAPITAL MARKETS LLC / 2.52 PURCHASED 84.00 SHARES 12-14-23 AT A PRICE OF \$14.067000 PLUS BROKER COMMISSION OF \$2.52 LOOP CAPITAL MARKETS LLC	84.000 14.067000	-1,184.15	0.00	0.00	1,184.15	0.00	0.00	0.00
1 Dec 23 5 Dec 23 Settled	APELLIS PHARMACEUTICALS INC COM CUSIP: 03753U106 / APLS LOOP CAPITAL MARKETS LLC / 9.39 PURCHASED 313.00 SHARES 12-01-23 AT A PRICE OF \$60.082400 PLUS BROKER COMMISSION OF \$9.39 LOOP CAPITAL MARKETS LLC	313.000 60.082400	-18,815.18	0.00	0.00	18,815.18	0.00	0.00	0.00

Portfolio Statement

1 DEC 23 - 31 DEC 23

Account number XXXXXXXXXX
Account Name *UFCW TRI-STATE - EMERALD -SL

Page 40 of 139

Investment Transaction Detail

Trade Date Settle Date Trade Status	Security Description	Shares/PAR Price	Principal	Transaction Amount Accrued Interest	Adjustment Amt	Cost	Realized Gain/Loss		Total
	Asset ID / Ticker Broker / Commission Narrative						Market	Translation	
Purchases									
Equities									
4 Dec 23 6 Dec 23 Settled	APELLIS PHARMACEUTICALS INC COM CUSIP: 03753U106 / APLS GOLDMAN, SACHS & CO. / 6.86 PURCHASED 245.00 SHARES 12-04-23 AT A PRICE OF \$62.711300 PLUS BROKER COMMISSION OF \$6.86 GOLDMAN, SACHS & CO.	245.000 62.711300	-15,371.13	0.00	0.00	15,371.13	0.00	0.00	0.00
12 Dec 23 14 Dec 23 Settled	APOLLO GLOBAL MANAGEMENT INC COM USD0.00001 CUSIP: 03769M106 / APO RBC CAPITAL MARKETS, LLC / 7.46 PURCHASED 373.00 SHARES 12-12-23 AT A PRICE OF \$92.765600 PLUS BROKER COMMISSION OF \$7.46 RBC CAPITAL MARKETS, LLC	373.000 92.765600	-34,609.03	0.00	0.00	34,609.03	0.00	0.00	0.00
11 Dec 23 13 Dec 23 Settled	AXOS FINL INC COM CUSIP: 05465C100 / AX J.P. MORGAN SECURITIES LLC / 1.88 PURCHASED 67.00 SHARES 12-11-23 AT A PRICE OF \$49.580000 PLUS BROKER COMMISSION OF \$1.88 J.P. MORGAN SECURITIES LLC	67.000 49.580000	-3,323.74	0.00	0.00	3,323.74	0.00	0.00	0.00
13 Dec 23 15 Dec 23 Settled	AXOS FINL INC COM CUSIP: 05465C100 / AX GOLDMAN, SACHS & CO. / .50 PURCHASED 18.00 SHARES 12-13-23 AT A PRICE OF \$51.104300 PLUS BROKER COMMISSION OF \$.50 GOLDMAN, SACHS & CO.	18.000 51.104300	-920.38	0.00	0.00	920.38	0.00	0.00	0.00
18 Dec 23 20 Dec 23 Settled	AXOS FINL INC COM CUSIP: 05465C100 / AX PIPER JAFFRAY & CO / 2.01 PURCHASED 67.00 SHARES 12-18-23 AT A PRICE OF \$53.491300 PLUS BROKER COMMISSION OF \$2.01 PIPER JAFFRAY & CO	67.000 53.491300	-3,585.93	0.00	0.00	3,585.93	0.00	0.00	0.00

Portfolio Statement

1 DEC 23 - 31 DEC 23

Account number XXXXXXXXXX
Account Name *UFCW TRI-STATE - EMERALD -SL

Investment Transaction Detail

Page 41 of 139

Trade Date Settle Date Trade Status	Security Description Asset ID / Ticker Broker / Commission Narrative	Shares/PAR Price	Principal	Transaction Amount Accrued Interest	Adjustment Amt	Cost	Realized Gain/Loss		
							Market	Translation	Total
<i>Purchases</i>									
Equities									
29 Dec 23 3 Jan 24 Pending	AXOS FINL INC COM CUSIP: 05465C100 / AX STURDIVANT / .99 PURCHASED 33.00 SHARES 12-29-23 AT A PRICE OF \$54.962800 PLUS BROKER COMMISSION OF \$.99 STURDIVANT	33.000 54.962800	-1,814.76	0.00	0.00	1,814.76	0.00	0.00	0.00
14 Dec 23 18 Dec 23 Settled	BANC CALIF INC COM CUSIP: 05990K106 / BANC JANNEY MONTGOMERY SCOTT LLC / 16.32 PURCHASED 544.00 SHARES 12-14-23 AT A PRICE OF \$14.015800 PLUS BROKER COMMISSION OF \$16.32 JANNEY MONTGOMERY SCOTT LLC	544.000 14.015800	-7,640.92	0.00	0.00	7,640.92	0.00	0.00	0.00
18 Dec 23 20 Dec 23 Settled	BANC CALIF INC COM CUSIP: 05990K106 / BANC JANNEY MONTGOMERY SCOTT LLC / 11.88 PURCHASED 396.00 SHARES 12-18-23 AT A PRICE OF \$13.877900 PLUS BROKER COMMISSION OF \$11.88 JANNEY MONTGOMERY SCOTT LLC	396.000 13.877900	-5,507.53	0.00	0.00	5,507.53	0.00	0.00	0.00
19 Dec 23 21 Dec 23 Settled	BANC CALIF INC COM CUSIP: 05990K106 / BANC JANNEY MONTGOMERY SCOTT LLC / 8.34 PURCHASED 278.00 SHARES 12-19-23 AT A PRICE OF \$13.977800 PLUS BROKER COMMISSION OF \$8.34 JANNEY MONTGOMERY SCOTT LLC	278.000 13.977800	-3,894.17	0.00	0.00	3,894.17	0.00	0.00	0.00
13 Dec 23 15 Dec 23 Settled	CHART INDS INC COM PAR \$0.01 COM PAR \$0.01 CUSIP: 16115Q308 / GTLS GOLDMAN, SACHS & CO. / 3.05 PURCHASED 109.00 SHARES 12-13-23 AT A PRICE OF \$119.409200 PLUS BROKER COMMISSION OF \$3.05 GOLDMAN, SACHS & CO.	109.000 119.409200	-13,018.65	0.00	0.00	13,018.65	0.00	0.00	0.00

Portfolio Statement

1 DEC 23 - 31 DEC 23

Account number XXXXXXXXXX
Account Name *UFCW TRI-STATE - EMERALD -SL

Investment Transaction Detail

Page 42 of 139

Trade Date Settle Date Trade Status	Security Description Asset ID / Ticker Broker / Commission Narrative	Shares/PAR Price	Principal	Transaction Amount Accrued Interest	Adjustment Amt	Cost	Realized Gain/Loss		
							Market	Translation	Total
<i>Purchases</i>									
Equities									
18 Dec 23 20 Dec 23 Settled	CLOUDFLARE INC COM CUSIP: 18915M107 / NET NEEDHAM AND COMPANY LLC / 7.86 PURCHASED 262.00 SHARES 12-18-23 AT A PRICE OF \$84.698100 PLUS BROKER COMMISSION OF \$7.86 NEEDHAM AND COMPANY LLC	262.000 84.698100	-22,198.76	0.00	0.00	22,198.76	0.00	0.00	0.00
1 Dec 23 5 Dec 23 Settled	DECIPHERA PHARMACEUTICALS INC COM CUSIP: 24344T101 / DCPH JEFFERIES LLC / 1.09 PURCHASED 39.00 SHARES 12-01-23 AT A PRICE OF \$12.688300 PLUS BROKER COMMISSION OF \$1.09 JEFFERIES LLC	39.000 12.688300	-495.93	0.00	0.00	495.93	0.00	0.00	0.00
4 Dec 23 6 Dec 23 Settled	DECIPHERA PHARMACEUTICALS INC COM CUSIP: 24344T101 / DCPH JEFFERIES LLC / 4.56 PURCHASED 163.00 SHARES 12-04-23 AT A PRICE OF \$13.244600 PLUS BROKER COMMISSION OF \$4.56 JEFFERIES LLC	163.000 13.244600	-2,163.43	0.00	0.00	2,163.43	0.00	0.00	0.00
7 Dec 23 11 Dec 23 Settled	DECIPHERA PHARMACEUTICALS INC COM CUSIP: 24344T101 / DCPH RBC CAPITAL MARKETS, LLC / 2.19 PURCHASED 73.00 SHARES 12-07-23 AT A PRICE OF \$14.060000 PLUS BROKER COMMISSION OF \$2.19 RBC CAPITAL MARKETS, LLC	73.000 14.060000	-1,028.57	0.00	0.00	1,028.57	0.00	0.00	0.00
7 Dec 23 11 Dec 23 Settled	DECIPHERA PHARMACEUTICALS INC COM CUSIP: 24344T101 / DCPH RBC CAPITAL MARKETS, LLC / 1.70 PURCHASED 85.00 SHARES 12-07-23 AT A PRICE OF \$13.720200 PLUS BROKER COMMISSION OF \$1.70 RBC CAPITAL MARKETS, LLC	85.000 13.720200	-1,167.92	0.00	0.00	1,167.92	0.00	0.00	0.00

Portfolio Statement

1 DEC 23 - 31 DEC 23

Account number XXXXXXXXXX
Account Name *UFCW TRI-STATE - EMERALD -SL

Investment Transaction Detail

Page 43 of 139

Trade Date Settle Date Trade Status	Security Description	Shares/PAR Price	Principal	Transaction Amount Accrued Interest	Adjustment Amt	Cost	Realized Gain/Loss			
	Asset ID / Ticker						Market	Translation	Total	
	Broker / Commission Narrative									
<i>Purchases</i>										
Equities										
13 Dec 23 15 Dec 23 Settled	DECIPHERA PHARMACEUTICALS INC COM CUSIP: 24344T101 / DCPH GOLDMAN, SACHS & CO. / 1.99 PURCHASED 71.00 SHARES 12-13-23 AT A PRICE OF \$15.206200 PLUS BROKER COMMISSION OF \$1.99 GOLDMAN, SACHS & CO.	71.000 15.206200	-1,081.63	0.00	0.00	1,081.63	0.00	0.00	0.00	
15 Dec 23 19 Dec 23 Settled	DECIPHERA PHARMACEUTICALS INC COM CUSIP: 24344T101 / DCPH LOOP CAPITAL MARKETS LLC / .66 PURCHASED 22.00 SHARES 12-15-23 AT A PRICE OF \$15.813500 PLUS BROKER COMMISSION OF \$.66 LOOP CAPITAL MARKETS LLC	22.000 15.813500	-348.56	0.00	0.00	348.56	0.00	0.00	0.00	
18 Dec 23 20 Dec 23 Settled	DECIPHERA PHARMACEUTICALS INC COM CUSIP: 24344T101 / DCPH LOOP CAPITAL MARKETS LLC / 2.85 PURCHASED 95.00 SHARES 12-18-23 AT A PRICE OF \$15.814200 PLUS BROKER COMMISSION OF \$2.85 LOOP CAPITAL MARKETS LLC	95.000 15.814200	-1,505.20	0.00	0.00	1,505.20	0.00	0.00	0.00	
21 Dec 23 26 Dec 23 Settled	DECIPHERA PHARMACEUTICALS INC COM CUSIP: 24344T101 / DCPH PIPER JAFFRAY & CO / 3.36 PURCHASED 112.00 SHARES 12-21-23 AT A PRICE OF \$15.439800 PLUS BROKER COMMISSION OF \$3.36 PIPER JAFFRAY & CO	112.000 15.439800	-1,732.62	0.00	0.00	1,732.62	0.00	0.00	0.00	
28 Dec 23 2 Jan 24 Pending	DECIPHERA PHARMACEUTICALS INC COM CUSIP: 24344T101 / DCPH STURDIVANT / .90 PURCHASED 30.00 SHARES 12-28-23 AT A PRICE OF \$16.323100 PLUS BROKER COMMISSION OF \$.90 STURDIVANT	30.000 16.323100	-490.59	0.00	0.00	490.59	0.00	0.00	0.00	

Portfolio Statement

1 DEC 23 - 31 DEC 23

Account number XXXXXXXXXX
Account Name *UFCW TRI-STATE - EMERALD -SL

Investment Transaction Detail

Page 44 of 139

Trade Date Settle Date Trade Status	Security Description	Shares/PAR Price	Principal	Transaction Amount Accrued Interest	Adjustment Amt	Cost	Realized Gain/Loss		Total
	Asset ID / Ticker Broker / Commission Narrative						Market	Translation	
Purchases									
Equities									
29 Dec 23 3 Jan 24 Pending	DECIPHERA PHARMACEUTICALS INC COM CUSIP: 24344T101 / DCPH STURDIVANT / 3.00 PURCHASED 100.00 SHARES 12-29-23 AT A PRICE OF \$16.271300 PLUS BROKER COMMISSION OF \$3.00 STURDIVANT	100.000 16.271300	-1,630.13	0.00	0.00	1,630.13	0.00	0.00	0.00
1 Dec 23 5 Dec 23 Settled	FRESHPET INC COM CUSIP: 358039105 / FRPT STIFEL, NICOLAUS & COMPANY, INCORPORATED/ 2.37 PURCHASED 79.00 SHARES 12-01-23 AT A PRICE OF \$71.828000 PLUS BROKER COMMISSION OF \$2.37 STIFEL, NICOLAUS & COMPANY,	79.000 71.828000	-5,676.78	0.00	0.00	5,676.78	0.00	0.00	0.00
7 Dec 23 11 Dec 23 Settled	HIRERIGHT HLDGS CORP COM CUSIP: 433537107 / HRT STIFEL, NICOLAUS & COMPANY, INCORPORATED/ 2.07 PURCHASED 69.00 SHARES 12-07-23 AT A PRICE OF \$12.968100 PLUS BROKER COMMISSION OF \$2.07 STIFEL, NICOLAUS & COMPANY,	69.000 12.968100	-896.87	0.00	0.00	896.87	0.00	0.00	0.00
8 Dec 23 12 Dec 23 Settled	HIRERIGHT HLDGS CORP COM CUSIP: 433537107 / HRT STIFEL, NICOLAUS & COMPANY, INCORPORATED/ 2.49 PURCHASED 83.00 SHARES 12-08-23 AT A PRICE OF \$13.010600 PLUS BROKER COMMISSION OF \$2.49 STIFEL, NICOLAUS & COMPANY,	83.000 13.010600	-1,082.37	0.00	0.00	1,082.37	0.00	0.00	0.00
18 Dec 23 20 Dec 23 Settled	HUBSPOT INC COM CUSIP: 443573100 / HUBS NEEDHAM AND COMPANY LLC / .69 PURCHASED 23.00 SHARES 12-18-23 AT A PRICE OF \$555.000000 PLUS BROKER COMMISSION OF \$.69 NEEDHAM AND COMPANY LLC	23.000 555.000000	-12,765.69	0.00	0.00	12,765.69	0.00	0.00	0.00

Portfolio Statement

1 DEC 23 - 31 DEC 23

Account number XXXXXXXXXX
Account Name *UFCW TRI-STATE - EMERALD -SL

Investment Transaction Detail

Page 45 of 139

Trade Date Settle Date Trade Status	Security Description Asset ID / Ticker Broker / Commission Narrative	Shares/PAR Price	Principal	Transaction Amount Accrued Interest	Adjustment Amt	Cost	Realized Gain/Loss		
							Market	Translation	Total
<i>Purchases</i>									
Equities									
18 Dec 23 20 Dec 23 Settled	ILLUMINA INC COM CUSIP: 452327109 / ILMN GOLDMAN, SACHS & CO. / 3.00 PURCHASED 107.00 SHARES 12-18-23 AT A PRICE OF \$129.792200 PLUS BROKER COMMISSION OF \$3.00 GOLDMAN, SACHS & CO.	107.000 129.792200	-13,890.77	0.00	0.00	13,890.77	0.00	0.00	0.00
1 Dec 23 5 Dec 23 Settled	IMMUNOVANT INC COM CUSIP: 45258J102 / IMVT RBC CAPITAL MARKETS, LLC / 1.38 PURCHASED 69.00 SHARES 12-01-23 AT A PRICE OF \$40.089800 PLUS BROKER COMMISSION OF \$1.38 RBC CAPITAL MARKETS, LLC	69.000 40.089800	-2,767.58	0.00	0.00	2,767.58	0.00	0.00	0.00
1 Dec 23 5 Dec 23 Settled	IMMUNOVANT INC COM CUSIP: 45258J102 / IMVT RBC CAPITAL MARKETS, LLC / 3.09 PURCHASED 103.00 SHARES 12-01-23 AT A PRICE OF \$40.489700 PLUS BROKER COMMISSION OF \$3.09 RBC CAPITAL MARKETS, LLC	103.000 40.489700	-4,173.53	0.00	0.00	4,173.53	0.00	0.00	0.00
4 Dec 23 6 Dec 23 Settled	IMMUNOVANT INC COM CUSIP: 45258J102 / IMVT RBC CAPITAL MARKETS, LLC / 2.72 PURCHASED 136.00 SHARES 12-04-23 AT A PRICE OF \$39.620700 PLUS BROKER COMMISSION OF \$2.72 RBC CAPITAL MARKETS, LLC	136.000 39.620700	-5,391.14	0.00	0.00	5,391.14	0.00	0.00	0.00
18 Dec 23 20 Dec 23 Settled	IMMUNOVANT INC COM CUSIP: 45258J102 / IMVT LOOP CAPITAL MARKETS LLC / 24.33 PURCHASED 811.00 SHARES 12-18-23 AT A PRICE OF \$41.772000 PLUS BROKER COMMISSION OF \$24.33 LOOP CAPITAL MARKETS LLC	811.000 41.772000	-33,901.42	0.00	0.00	33,901.42	0.00	0.00	0.00

Portfolio Statement

1 DEC 23 - 31 DEC 23

Account number XXXXXXXXXX
Account Name *UFCW TRI-STATE - EMERALD -SL

Investment Transaction Detail

Page 46 of 139

Trade Date Settle Date Trade Status	Security Description Asset ID / Ticker Broker / Commission Narrative	Shares/PAR Price	Principal	Transaction Amount		Adjustment Amt	Cost	Realized Gain/Loss		
				Accrued Interest				Market	Translation	Total
<i>Purchases</i>										
Equities										
18 Dec 23 20 Dec 23 Settled	IMMUNOVANT INC COM CUSIP: 45258J102 / IMVT LOOP CAPITAL MARKETS LLC / 3.45 PURCHASED 115.00 SHARES 12-18-23 AT A PRICE OF \$41.772000 PLUS BROKER COMMISSION OF \$3.45 LOOP CAPITAL MARKETS LLC	115.000 41.772000	-4,807.23	0.00	0.00	4,807.23	0.00	0.00	0.00	
20 Dec 23 22 Dec 23 Settled	IMMUNOVANT INC COM CUSIP: 45258J102 / IMVT GOLDMAN, SACHS & CO. / .31 PURCHASED 11.00 SHARES 12-20-23 AT A PRICE OF \$36.701400 PLUS BROKER COMMISSION OF \$.31 GOLDMAN, SACHS & CO.	11.000 36.701400	-404.03	0.00	0.00	404.03	0.00	0.00	0.00	
20 Dec 23 22 Dec 23 Settled	IMMUNOVANT INC COM CUSIP: 45258J102 / IMVT RBC CAPITAL MARKETS, LLC / 7.52 PURCHASED 376.00 SHARES 12-20-23 AT A PRICE OF \$37.121900 PLUS BROKER COMMISSION OF \$7.52 RBC CAPITAL MARKETS, LLC	376.000 37.121900	-13,965.35	0.00	0.00	13,965.35	0.00	0.00	0.00	
13 Dec 23 15 Dec 23 Settled	IMPINJ INC COM CUSIP: 453204109 / PI RBC CAPITAL MARKETS, LLC / 1.16 PURCHASED 58.00 SHARES 12-13-23 AT A PRICE OF \$83.634400 PLUS BROKER COMMISSION OF \$1.16 RBC CAPITAL MARKETS, LLC	58.000 83.634400	-4,851.96	0.00	0.00	4,851.96	0.00	0.00	0.00	
14 Dec 23 18 Dec 23 Settled	INSTALLED BLDG PRODS INC COM CUSIP: 45780R101 / IBP RBC CAPITAL MARKETS, LLC / .54 PURCHASED 27.00 SHARES 12-14-23 AT A PRICE OF \$181.262200 PLUS BROKER COMMISSION OF \$.54 RBC CAPITAL MARKETS, LLC	27.000 181.262200	-4,894.62	0.00	0.00	4,894.62	0.00	0.00	0.00	

Portfolio Statement

1 DEC 23 - 31 DEC 23

Account number XXXXXXXXXX
Account Name *UFCW TRI-STATE - EMERALD -SL

Investment Transaction Detail

Page 47 of 139

Trade Date Settle Date Trade Status	Security Description Asset ID / Ticker Broker / Commission Narrative	Shares/PAR Price	Principal	Transaction Amount Accrued Interest	Adjustment Amt	Cost	Realized Gain/Loss		
							Market	Translation	Total
<i>Purchases</i>									
Equities									
1 Dec 23 5 Dec 23 Settled	JACK IN THE BOX INC COM CUSIP: 466367109 / JACK TELSEY ADVISORY GROUP / .54 PURCHASED 18.00 SHARES 12-01-23 AT A PRICE OF \$75.030200 PLUS BROKER COMMISSION OF \$.54 TELSEY ADVISORY GROUP	18.000 75.030200	-1,351.08	0.00	0.00	1,351.08	0.00	0.00	0.00
13 Dec 23 15 Dec 23 Settled	KINSALE CAP GROUP INC COM CUSIP: 49714P108 / KNSL RBC CAPITAL MARKETS, LLC / 1.08 PURCHASED 54.00 SHARES 12-13-23 AT A PRICE OF \$338.677700 PLUS BROKER COMMISSION OF \$1.08 RBC CAPITAL MARKETS, LLC	54.000 338.677700	-18,289.68	0.00	0.00	18,289.68	0.00	0.00	0.00
1 Dec 23 5 Dec 23 Settled	KULICKE & SOFFA INDS INC COM CUSIP: 501242101 / KLIC JEFFERIES LLC / 1.40 PURCHASED 50.00 SHARES 12-01-23 AT A PRICE OF \$52.275100 PLUS BROKER COMMISSION OF \$1.40 JEFFERIES LLC	50.000 52.275100	-2,615.16	0.00	0.00	2,615.16	0.00	0.00	0.00
4 Dec 23 6 Dec 23 Settled	KULICKE & SOFFA INDS INC COM CUSIP: 501242101 / KLIC J.P. MORGAN SECURITIES LLC / .78 PURCHASED 28.00 SHARES 12-04-23 AT A PRICE OF \$51.976900 PLUS BROKER COMMISSION OF \$.78 J.P. MORGAN SECURITIES LLC	28.000 51.976900	-1,456.13	0.00	0.00	1,456.13	0.00	0.00	0.00
5 Dec 23 7 Dec 23 Settled	KULICKE & SOFFA INDS INC COM CUSIP: 501242101 / KLIC J.P. MORGAN SECURITIES LLC / .90 PURCHASED 32.00 SHARES 12-05-23 AT A PRICE OF \$51.909900 PLUS BROKER COMMISSION OF \$.90 J.P. MORGAN SECURITIES LLC	32.000 51.909900	-1,662.02	0.00	0.00	1,662.02	0.00	0.00	0.00

Portfolio Statement

1 DEC 23 - 31 DEC 23

Account number XXXXXXXXXX
Account Name *UFCW TRI-STATE - EMERALD -SL

Investment Transaction Detail

Page 48 of 139

Trade Date Settle Date Trade Status	Security Description	Shares/PAR Price	Principal	Transaction Amount Accrued Interest	Adjustment Amt	Cost	Realized Gain/Loss			
	Asset ID / Ticker Broker / Commission Narrative						Market	Translation	Total	
<i>Purchases</i>										
Equities										
15 Dec 23 19 Dec 23 Settled	KULICKE & SOFFA INDS INC COM CUSIP: 501242101 / KLIC LOOP CAPITAL MARKETS LLC / 1.74 PURCHASED 58.00 SHARES 12-15-23 AT A PRICE OF \$55.270000 PLUS BROKER COMMISSION OF \$1.74 LOOP CAPITAL MARKETS LLC	58.000 55.270000	-3,207.40	0.00	0.00	3,207.40	0.00	0.00	0.00	
1 Dec 23 5 Dec 23 Settled	MADRIGAL PHARMACEUTICALS INC COM CUSIP: 558868105 / MDGL STURDIVANT / .90 PURCHASED 30.00 SHARES 12-01-23 AT A PRICE OF \$209.479800 PLUS BROKER COMMISSION OF \$.90 STURDIVANT	30.000 209.479800	-6,285.29	0.00	0.00	6,285.29	0.00	0.00	0.00	
4 Dec 23 6 Dec 23 Settled	MADRIGAL PHARMACEUTICALS INC COM CUSIP: 558868105 / MDGL JEFFERIES LLC / .45 PURCHASED 16.00 SHARES 12-04-23 AT A PRICE OF \$216.663300 PLUS BROKER COMMISSION OF \$.45 JEFFERIES LLC	16.000 216.663300	-3,467.06	0.00	0.00	3,467.06	0.00	0.00	0.00	
7 Dec 23 11 Dec 23 Settled	MADRIGAL PHARMACEUTICALS INC COM CUSIP: 558868105 / MDGL GOLDMAN, SACHS & CO. / .20 PURCHASED 7.00 SHARES 12-07-23 AT A PRICE OF \$239.558200 PLUS BROKER COMMISSION OF \$.20 GOLDMAN, SACHS & CO.	7.000 239.558200	-1,677.11	0.00	0.00	1,677.11	0.00	0.00	0.00	
7 Dec 23 11 Dec 23 Settled	MADRIGAL PHARMACEUTICALS INC COM CUSIP: 558868105 / MDGL RBC CAPITAL MARKETS, LLC / 2.00 PURCHASED 100.00 SHARES 12-07-23 AT A PRICE OF \$238.696400 PLUS BROKER COMMISSION OF \$2.00 RBC CAPITAL MARKETS, LLC	100.000 238.696400	-23,871.64	0.00	0.00	23,871.64	0.00	0.00	0.00	

Portfolio Statement

1 DEC 23 - 31 DEC 23

Account number XXXXXXXXXX
Account Name *UFCW TRI-STATE - EMERALD -SL

Investment Transaction Detail

Page 49 of 139

Trade Date Settle Date Trade Status	Security Description Asset ID / Ticker	Shares/PAR Price	Principal	Transaction Amount Accrued Interest	Adjustment Amt	Cost	Realized Gain/Loss		Total
	Broker / Commission						Market	Translation	
Purchases									
Equities									
7 Dec 23 11 Dec 23 Settled	MADRIGAL PHARMACEUTICALS INC COM CUSIP: 558868105 / MDGL JEFFERIES LLC / 1.20 PURCHASED 43.00 SHARES 12-07-23 AT A PRICE OF \$239.427400 PLUS BROKER COMMISSION OF \$1.20 JEFFERIES LLC	43.000 239.427400	-10,296.58	0.00	0.00	10,296.58	0.00	0.00	0.00
11 Dec 23 13 Dec 23 Settled	MADRIGAL PHARMACEUTICALS INC COM CUSIP: 558868105 / MDGL GOLDMAN, SACHS & CO. / 1.48 PURCHASED 53.00 SHARES 12-11-23 AT A PRICE OF \$208.156300 PLUS BROKER COMMISSION OF \$1.48 GOLDMAN, SACHS & CO.	53.000 208.156300	-11,033.76	0.00	0.00	11,033.76	0.00	0.00	0.00
28 Dec 23 2 Jan 24 Pending	MADRIGAL PHARMACEUTICALS INC COM CUSIP: 558868105 / MDGL STURDIVANT / .57 PURCHASED 19.00 SHARES 12-28-23 AT A PRICE OF \$239.614500 PLUS BROKER COMMISSION OF \$.57 STURDIVANT	19.000 239.614500	-4,553.25	0.00	0.00	4,553.25	0.00	0.00	0.00
14 Dec 23 18 Dec 23 Settled	MODERNA INC COM CUSIP: 60770K107 / MRNA NEEDHAM AND COMPANY LLC / 8.19 PURCHASED 273.00 SHARES 12-14-23 AT A PRICE OF \$89.618400 PLUS BROKER COMMISSION OF \$8.19 NEEDHAM AND COMPANY LLC	273.000 89.618400	-24,474.01	0.00	0.00	24,474.01	0.00	0.00	0.00
6 Dec 23 8 Dec 23 Settled	MONGODB INC CL A CL A CUSIP: 60937P106 / MDB LOOP CAPITAL MARKETS LLC / .69 PURCHASED 23.00 SHARES 12-06-23 AT A PRICE OF \$407.329800 PLUS BROKER COMMISSION OF \$.69 LOOP CAPITAL MARKETS LLC	23.000 407.329800	-9,369.28	0.00	0.00	9,369.28	0.00	0.00	0.00

Portfolio Statement

1 DEC 23 - 31 DEC 23

Account number XXXXXXXXXX
Account Name *UFCW TRI-STATE - EMERALD -SL

Investment Transaction Detail

Page 50 of 139

Trade Date Settle Date Trade Status	Security Description Asset ID / Ticker Broker / Commission Narrative	Shares/PAR Price	Principal	Transaction Amount Accrued Interest	Adjustment Amt	Cost	Realized Gain/Loss			
							Market	Translation	Total	
Purchases										
Equities										
1 Dec 23 5 Dec 23 Settled	OLLIES BARGAIN OUTLET HLDGS INC COM CUSIP: 681116109 / OLLI STURDIVANT / 1.38 PURCHASED 46.00 SHARES 12-01-23 AT A PRICE OF \$74.452000 PLUS BROKER COMMISSION OF \$1.38 STURDIVANT	46.000 74.452000	-3,426.17	0.00	0.00	3,426.17	0.00	0.00	0.00	
20 Dec 23 22 Dec 23 Settled	OLLIES BARGAIN OUTLET HLDGS INC COM CUSIP: 681116109 / OLLI RBC CAPITAL MARKETS, LLC / .04 PURCHASED 2.00 SHARES 12-20-23 AT A PRICE OF \$72.092300 PLUS BROKER COMMISSION OF \$.04 RBC CAPITAL MARKETS, LLC	2.000 72.092300	-144.22	0.00	0.00	144.22	0.00	0.00	0.00	
13 Dec 23 15 Dec 23 Settled	POPULAR INC COM NEW COM USD6 (POST REV SPLIT) CUSIP: 733174700 / BPOP STURDIVANT / 1.59 PURCHASED 53.00 SHARES 12-13-23 AT A PRICE OF \$79.600500 PLUS BROKER COMMISSION OF \$1.59 STURDIVANT	53.000 79.600500	-4,220.42	0.00	0.00	4,220.42	0.00	0.00	0.00	
6 Dec 23 8 Dec 23 Settled	QUANTERIX CORP COM CUSIP: 74766Q101 / QTRX J.P. MORGAN SECURITIES LLC / 3.08 PURCHASED 110.00 SHARES 12-06-23 AT A PRICE OF \$23.756400 PLUS BROKER COMMISSION OF \$3.08 J.P. MORGAN SECURITIES LLC	110.000 23.756400	-2,616.28	0.00	0.00	2,616.28	0.00	0.00	0.00	
1 Dec 23 5 Dec 23 Settled	Q2 HLDGS INC COM CUSIP: 74736L109 / QTWO COWEN AND COMPANY, LLC / 2.40 PURCHASED 80.00 SHARES 12-01-23 AT A PRICE OF \$36.939700 PLUS BROKER COMMISSION OF \$2.40 COWEN AND COMPANY, LLC	80.000 36.939700	-2,957.58	0.00	0.00	2,957.58	0.00	0.00	0.00	

Portfolio Statement

1 DEC 23 - 31 DEC 23

Account number XXXXXXXXXX
Account Name *UFCW TRI-STATE - EMERALD -SL

Investment Transaction Detail

Page 51 of 139

Trade Date Settle Date Trade Status	Security Description	Shares/PAR Price	Principal	Transaction Amount Accrued Interest	Adjustment Amt	Cost	Realized Gain/Loss		Total
	Asset ID / Ticker Broker / Commission Narrative						Market	Translation	
<i>Purchases</i>									
Equities									
4 Dec 23 6 Dec 23 Settled	Q2 HLDGS INC COM CUSIP: 74736L109 / QTWO STURDIVANT / 1.86 PURCHASED 62.00 SHARES 12-04-23 AT A PRICE OF \$37.860600 PLUS BROKER COMMISSION OF \$1.86 STURDIVANT	62.000 37.860600	-2,349.22	0.00	0.00	2,349.22	0.00	0.00	0.00
13 Dec 23 15 Dec 23 Settled	Q2 HLDGS INC COM CUSIP: 74736L109 / QTWO RBC CAPITAL MARKETS, LLC / 1.68 PURCHASED 84.00 SHARES 12-13-23 AT A PRICE OF \$38.458500 PLUS BROKER COMMISSION OF \$1.68 RBC CAPITAL MARKETS, LLC	84.000 38.458500	-3,232.19	0.00	0.00	3,232.19	0.00	0.00	0.00
29 Dec 23 3 Jan 24 Pending	Q2 HLDGS INC COM CUSIP: 74736L109 / QTWO STURDIVANT / 2.04 PURCHASED 68.00 SHARES 12-29-23 AT A PRICE OF \$43.883900 PLUS BROKER COMMISSION OF \$2.04 STURDIVANT	68.000 43.883900	-2,986.15	0.00	0.00	2,986.15	0.00	0.00	0.00
20 Dec 23 22 Dec 23 Settled	RXO LLC COM CUSIP: 74982T103 / RXO LOOP CAPITAL MARKETS LLC / 2.82 PURCHASED 94.00 SHARES 12-20-23 AT A PRICE OF \$23.727500 PLUS BROKER COMMISSION OF \$2.82 LOOP CAPITAL MARKETS LLC	94.000 23.727500	-2,233.21	0.00	0.00	2,233.21	0.00	0.00	0.00
8 Dec 23 12 Dec 23 Settled	SUPER MICRO COMPUTER INC COM USD0.001 CUSIP: 86800U104 / SMCI LOOP CAPITAL MARKETS LLC / 2.49 PURCHASED 83.00 SHARES 12-08-23 AT A PRICE OF \$264.495400 PLUS BROKER COMMISSION OF \$2.49 LOOP CAPITAL MARKETS LLC	83.000 264.495400	-21,955.61	0.00	0.00	21,955.61	0.00	0.00	0.00

Portfolio Statement

1 DEC 23 - 31 DEC 23

Account number XXXXXXXXXX
Account Name *UFCW TRI-STATE - EMERALD -SL

Page 52 of 139

Investment Transaction Detail

Trade Date	Security Description Asset ID / Ticker	Shares/PAR Price	Principal	Transaction Amount Accrued Interest	Adjustment Amt	Cost	Realized Gain/Loss		
							Market	Translation	Total
Settle Date	Broker / Commission Narrative								
Trade Status									
Purchases									
Equities									
19 Dec 23	SUPER MICRO COMPUTER INC COM	47.000	-14,664.94	0.00	0.00	14,664.94	0.00	0.00	0.00
21 Dec 23	USD0.001								
Settled	CUSIP: 86800U104 / SMC RAYMOND JAMES & ASSOCIATES, INC. / 1.41 PURCHASED 47.00 SHARES 12-19-23 AT A PRICE OF \$311.990000 PLUS BROKER COMMISSION OF \$1.41 RAYMOND JAMES & ASSOCIATES, INC.	311.990000							
21 Dec 23	SYNAPTICS INC COM	28.000	-3,286.29	0.00	0.00	3,286.29	0.00	0.00	0.00
26 Dec 23	CUSIP: 87157D109 / SYNA								
Settled	RBC CAPITAL MARKETS, LLC / .56 PURCHASED 28.00 SHARES 12-21-23 AT A PRICE OF \$117.347400 PLUS BROKER COMMISSION OF \$.56 RBC CAPITAL MARKETS, LLC	117.347400							
22 Dec 23	SYNAPTICS INC COM	34.000	-4,038.68	0.00	0.00	4,038.68	0.00	0.00	0.00
27 Dec 23	CUSIP: 87157D109 / SYNA								
Settled	RBC CAPITAL MARKETS, LLC / .68 PURCHASED 34.00 SHARES 12-22-23 AT A PRICE OF \$118.764800 PLUS BROKER COMMISSION OF \$.68 RBC CAPITAL MARKETS, LLC	118.764800							
26 Dec 23	SYNAPTICS INC COM	20.000	-2,381.70	0.00	0.00	2,381.70	0.00	0.00	0.00
28 Dec 23	CUSIP: 87157D109 / SYNA								
Settled	RBC CAPITAL MARKETS, LLC / .40 PURCHASED 20.00 SHARES 12-26-23 AT A PRICE OF \$119.065100 PLUS BROKER COMMISSION OF \$.40 RBC CAPITAL MARKETS, LLC	119.065100							
19 Dec 23	TENABLE HLDGS INC COM	33.000	-1,489.57	0.00	0.00	1,489.57	0.00	0.00	0.00
21 Dec 23	CUSIP: 88025T102 / TENB								
Settled	LOOP CAPITAL MARKETS LLC / .99 PURCHASED 33.00 SHARES 12-19-23 AT A PRICE OF \$45.108500 PLUS BROKER COMMISSION OF \$.99 LOOP CAPITAL MARKETS LLC	45.108500							

Portfolio Statement

1 DEC 23 - 31 DEC 23

Account number XXXXXXXXXX
Account Name *UFCW TRI-STATE - EMERALD -SL

Investment Transaction Detail

Page 53 of 139

Trade Date	Security Description						Realized Gain/Loss		
Settle Date	Asset ID / Ticker	Shares/PAR	Principal	Transaction Amount	Adjustment Amt	Cost	Market	Translation	Total
Trade Status	Broker / Commission Narrative	Price		Accrued Interest					

Purchases

Equities

21 Dec 23	TENABLE HLDGS INC COM	45.000	-2,078.73	0.00	0.00	2,078.73	0.00	0.00	0.00
26 Dec 23	CUSIP: 88025T102 / TENB								
Settled	PIPER JAFFRAY & CO / 1.35	46.163900							
	PURCHASED 45.00 SHARES								
	12-21-23 AT A PRICE OF								
	\$46.163900 PLUS BROKER								
	COMMISSION OF \$1.35 PIPER								
	JAFFRAY & CO								
Total United States - USD			-485,365.74	0.00	0.00	485,365.74	0.00	0.00	0.00
Total common stock			-485,365.74	0.00	0.00	485,365.74	0.00	0.00	0.00
Total equities			-485,365.74	0.00	0.00	485,365.74	0.00	0.00	0.00

Cash and Cash Equivalents

Funds - short term investment

United States - USD

4 Dec 23	NT COLLECTIVE SHORT TERM INVT FD	38,028.680	-38,028.68	0.00	0.00	38,028.68	0.00	0.00	0.00
4 Dec 23	CUSIP: 66586U452 /								
Settled		1.000000							
	Purchased 38,028.680 Units								
	04-Dec-2023 at a price of 1.00								
	Net								
7 Dec 23	NT COLLECTIVE SHORT TERM INVT FD	4,593.830	-4,593.83	0.00	0.00	4,593.83	0.00	0.00	0.00
7 Dec 23	CUSIP: 66586U452 /								
Settled		1.000000							
	Purchased 4,593.830 Units								
	07-Dec-2023 at a price of 1.00								
	Net								
11 Dec 23	NT COLLECTIVE SHORT TERM INVT FD	66,354.450	-66,354.45	0.00	0.00	66,354.45	0.00	0.00	0.00
11 Dec 23	CUSIP: 66586U452 /								
Settled		1.000000							
	Purchased 66,354.450 Units								
	11-Dec-2023 at a price of 1.00								
	Net								

Portfolio Statement

1 DEC 23 - 31 DEC 23

Account number XXXXXXXXXX
Account Name *UFCW TRI-STATE - EMERALD -SL

Investment Transaction Detail

Page 54 of 139

Trade Date Settle Date Trade Status	Security Description Asset ID / Ticker Broker / Commission Narrative	Shares/PAR Price	Principal	Transaction Amount Accrued Interest	Adjustment Amt	Cost	Realized Gain/Loss		
							Market	Translation	Total
<i>Purchases</i>									
Cash and Cash Equivalents									
13 Dec 23 13 Dec 23 Settled	NT COLLECTIVE SHORT TERM INVT FD CUSIP: 66586U452 / Purchased 1,011.130 Units 13-Dec-2023 at a price of 1.00 Net	1,011.130 1.000000	-1,011.13	0.00	0.00	1,011.13	0.00	0.00	0.00
14 Dec 23 14 Dec 23 Settled	NT COLLECTIVE SHORT TERM INVT FD CUSIP: 66586U452 / Purchased 56,729.070 Units 14-Dec-2023 at a price of 1.00 Net	56,729.070 1.000000	-56,729.07	0.00	0.00	56,729.07	0.00	0.00	0.00
18 Dec 23 18 Dec 23 Settled	NT COLLECTIVE SHORT TERM INVT FD CUSIP: 66586U452 / Purchased 1,629.920 Units 18-Dec-2023 at a price of 1.00 Net	1,629.920 1.000000	-1,629.92	0.00	0.00	1,629.92	0.00	0.00	0.00
19 Dec 23 19 Dec 23 Settled	NT COLLECTIVE SHORT TERM INVT FD CUSIP: 66586U452 / Purchased 35,504.500 Units 19-Dec-2023 at a price of 1.00 Net	35,504.500 1.000000	-35,504.50	0.00	0.00	35,504.50	0.00	0.00	0.00
20 Dec 23 20 Dec 23 Settled	NT COLLECTIVE SHORT TERM INVT FD CUSIP: 66586U452 / Purchased 176,635.250 Units 20-Dec-2023 at a price of 1.00 Net	176,635.250 1.000000	-176,635.25	0.00	0.00	176,635.25	0.00	0.00	0.00
21 Dec 23 21 Dec 23 Settled	NT COLLECTIVE SHORT TERM INVT FD CUSIP: 66586U452 / Purchased 10,712.090 Units 21-Dec-2023 at a price of 1.00 Net	10,712.090 1.000000	-10,712.09	0.00	0.00	10,712.09	0.00	0.00	0.00

Portfolio Statement

1 DEC 23 - 31 DEC 23

Account number XXXXXXXXXX
Account Name *UFCW TRI-STATE - EMERALD -SL

Page 55 of 139

Investment Transaction Detail

Trade Date	Security Description	Shares/PAR	Principal	Transaction Amount	Accrued Interest	Adjustment Amt	Cost	Realized Gain/Loss		Total
Settle Date	Asset ID / Ticker							Market	Translation	
Trade Status	Broker / Commission Narrative	Price								

Purchases

Cash and Cash Equivalents

26 Dec 23	NT COLLECTIVE SHORT TERM INVT FD	3,296.920	-3,296.92	0.00	0.00	3,296.92	0.00	0.00	0.00
26 Dec 23	CUSIP: 66586U452 /								
Settled		1.000000							
	Purchased 3,296.920 Units								
	26-Dec-2023 at a price of 1.00								
	Net								
29 Dec 23	NT COLLECTIVE SHORT TERM INVT FD	611.900	-611.90	0.00	0.00	611.90	0.00	0.00	0.00
29 Dec 23	CUSIP: 66586U452 /								
Settled		1.000000							
	Purchased 611.900 Units								
	29-Dec-2023 at a price of 1.00								
	Net								
Total United States - USD			-395,107.74	0.00	0.00	395,107.74	0.00	0.00	0.00
Total funds - short term investment			-395,107.74	0.00	0.00	395,107.74	0.00	0.00	0.00
Total cash and cash equivalents			-395,107.74	0.00	0.00	395,107.74	0.00	0.00	0.00
Total purchases		404,123.74	-880,473.48	0.00	0.00	880,473.48	0.00	0.00	0.00

Sales

Equities

Common stock

Ireland - USD

18 Dec 23	ICON PLC COM	-12.000	3,335.54	0.00	0.00	-2,950.51	385.03	0.00	385.03
20 Dec 23	CUSIP: G4705A100 / ICLR								
Settled	COWEN AND COMPANY LLC / .36	277.994200							
	OTHER CHARGES: .03								
	SOLD 12.00 SHARES 12-18-23 AT								
	A PRICE OF \$277.994200 LESS								
	BROKER COMMISSION OF \$.36 AND								
	OTHER CHARGES OF \$.03 COWEN								
	AND COMPANY LLC								
Total Ireland - USD			3,335.54	0.00	0.00	-2,950.51	385.03	0.00	385.03

Portfolio Statement

1 DEC 23 - 31 DEC 23

Account number XXXXXXXXXX
Account Name *UFCW TRI-STATE - EMERALD -SL

◆ Investment Transaction Detail

Page 56 of 139

Trade Date	Security Description						Realized Gain/Loss		
Settle Date	Asset ID / Ticker								
Trade Status	Broker / Commission	Shares/PAR	Principal	Transaction Amount	Adjustment Amt	Cost	Market	Translation	Total
	Narrative	Price		Accrued Interest					

Sales

Equities

Israel - USD

18 Dec 23	ADR TEVA PHARMACEUTICAL INDS	-375.000	3,798.75	0.00	0.00	-3,334.35	464.40	0.00	464.40
20 Dec 23	CUSIP: 881624209 / TEVA								
Settled	COWEN AND COMPANY LLC / 11.25	10.160100							
	OTHER CHARGES: .04								
	SOLD 375.00 SHARES 12-18-23 AT								
	A PRICE OF \$10.160100 LESS								
	BROKER COMMISSION OF \$11.25								
	AND OTHER CHARGES OF \$.04								
	COWEN AND COMPANY LLC								

Total Israel - USD			3,798.75	0.00	0.00	-3,334.35	464.40	0.00	464.40
--------------------	--	--	----------	------	------	-----------	--------	------	--------

Sweden - USD

18 Dec 23	SPOTIFY TECHNOLOGY S A COM EURO.025	-12.000	2,286.14	0.00	0.00	-1,523.51	762.63	0.00	762.63
20 Dec 23	CUSIP: L8681T102 / SPOT								
Settled	COWEN AND COMPANY LLC / .36	190.543400							
	OTHER CHARGES: .02								
	SOLD 12.00 SHARES 12-18-23 AT								
	A PRICE OF \$190.543400 LESS								
	BROKER COMMISSION OF \$.36 AND								
	OTHER CHARGES OF \$.02 COWEN								
	AND COMPANY LLC								

Total Sweden - USD			2,286.14	0.00	0.00	-1,523.51	762.63	0.00	762.63
--------------------	--	--	----------	------	------	-----------	--------	------	--------

United States - USD

18 Dec 23	ACADIA PHARMACEUTICALS INC COM	-219.000	6,223.93	0.00	0.00	-5,345.55	878.38	0.00	878.38
20 Dec 23	CUSIP: 004225108 / ACAD								
Settled	COWEN AND COMPANY LLC / 6.57	28.450000							
	OTHER CHARGES: .05								
	SOLD 219.00 SHARES 12-18-23 AT								
	A PRICE OF \$28.450000 LESS								
	BROKER COMMISSION OF \$6.57 AND								
	OTHER CHARGES OF \$.05 COWEN								
	AND COMPANY LLC								

Portfolio Statement

1 DEC 23 - 31 DEC 23

Account number XXXXXXXXXX
Account Name *UFCW TRI-STATE - EMERALD -SL

Investment Transaction Detail

Page 57 of 139

Trade Date Settle Date Trade Status	Security Description	Shares/PAR Price	Principal	Transaction Amount Accrued Interest	Adjustment Amt	Cost	Realized Gain/Loss		Total
	Asset ID / Ticker Broker / Commission Narrative						Market	Translation	
Sales									
Equities									
18 Dec 23 20 Dec 23 Settled	AES CORP COM CUSIP: 00130H105 / AES COWEN AND COMPANY LLC / 2.55 OTHER CHARGES: .02 SOLD 85.00 SHARES 12-18-23 AT A PRICE OF \$19.350000 LESS BROKER COMMISSION OF \$2.55 AND OTHER CHARGES OF \$.02 COWEN AND COMPANY LLC	-85.000 19.350000	1,642.18	0.00	0.00	-1,465.53	176.65	0.00	176.65
18 Dec 23 20 Dec 23 Settled	ALIGN TECHNOLOGY INC COM CUSIP: 016255101 / ALGN COWEN AND COMPANY LLC / .24 OTHER CHARGES: .02 SOLD 8.00 SHARES 12-18-23 AT A PRICE OF \$253.800000 LESS BROKER COMMISSION OF \$.24 AND OTHER CHARGES OF \$.02 COWEN AND COMPANY LLC	-8.000 253.800000	2,030.14	0.00	0.00	-2,534.30	-504.16	0.00	-504.16
18 Dec 23 20 Dec 23 Settled	ALNYLAM PHARMACEUTICALS INC COM CUSIP: 02043Q107 / ALNY COWEN AND COMPANY LLC / .36 OTHER CHARGES: .02 SOLD 12.00 SHARES 12-18-23 AT A PRICE OF \$187.050000 LESS BROKER COMMISSION OF \$.36 AND OTHER CHARGES OF \$.02 COWEN AND COMPANY LLC	-12.000 187.050000	2,244.22	0.00	0.00	-1,503.35	740.87	0.00	740.87
18 Dec 23 20 Dec 23 Settled	AMPHENOL CORP NEW CL A CUSIP: 032095101 / APH COWEN AND COMPANY LLC / 1.02 OTHER CHARGES: .03 SOLD 34.00 SHARES 12-18-23 AT A PRICE OF \$98.741200 LESS BROKER COMMISSION OF \$1.02 AND OTHER CHARGES OF \$.03 COWEN AND COMPANY LLC	-34.000 98.741200	3,356.15	0.00	0.00	-1,420.37	1,935.78	0.00	1,935.78

Portfolio Statement

1 DEC 23 - 31 DEC 23

Account number XXXXXXXXXX
Account Name *UFCW TRI-STATE - EMERALD -SL

Investment Transaction Detail

Page 58 of 139

Trade Date Settle Date Trade Status	Security Description	Shares/PAR Price	Principal	Transaction Amount Accrued Interest	Adjustment Amt	Cost	Realized Gain/Loss		Total
	Asset ID / Ticker Broker / Commission Narrative						Market	Translation	
Sales									
Equities									
4 Dec 23 6 Dec 23 Settled	ANI PHARMACEUTICALS INC COM CUSIP: 00182C103 / ANIP RBC CAPITAL MARKETS, LLC / .80 OTHER CHARGES: .02 SOLD 40.00 SHARES 12-04-23 AT A PRICE OF \$50.160900 LESS BROKER COMMISSION OF \$.80 AND OTHER CHARGES OF \$.02 RBC CAPITAL MARKETS, LLC	-40.000 50.160900	2,005.62	0.00	0.00	-1,554.86	450.76	0.00	450.76
5 Dec 23 7 Dec 23 Settled	ANI PHARMACEUTICALS INC COM CUSIP: 00182C103 / ANIP RBC CAPITAL MARKETS, LLC / .84 OTHER CHARGES: .02 SOLD 42.00 SHARES 12-05-23 AT A PRICE OF \$49.673100 LESS BROKER COMMISSION OF \$.84 AND OTHER CHARGES OF \$.02 RBC CAPITAL MARKETS, LLC	-42.000 49.673100	2,085.41	0.00	0.00	-1,632.61	452.80	0.00	452.80
6 Dec 23 8 Dec 23 Settled	ANI PHARMACEUTICALS INC COM CUSIP: 00182C103 / ANIP RBC CAPITAL MARKETS, LLC / .68 OTHER CHARGES: .02 SOLD 34.00 SHARES 12-06-23 AT A PRICE OF \$49.455400 LESS BROKER COMMISSION OF \$.68 AND OTHER CHARGES OF \$.02 RBC CAPITAL MARKETS, LLC	-34.000 49.455400	1,680.78	0.00	0.00	-1,321.63	359.15	0.00	359.15
18 Dec 23 20 Dec 23 Settled	APELLIS PHARMACEUTICALS INC COM CUSIP: 03753U106 / APLS COWEN AND COMPANY LLC / .72 OTHER CHARGES: .02 SOLD 24.00 SHARES 12-18-23 AT A PRICE OF \$52.230000 LESS BROKER COMMISSION OF \$.72 AND OTHER CHARGES OF \$.02 COWEN AND COMPANY LLC	-24.000 52.230000	1,252.78	0.00	0.00	-1,470.38	-217.60	0.00	-217.60

Portfolio Statement

1 DEC 23 - 31 DEC 23

Account number XXXXXXXXXX
Account Name *UFCW TRI-STATE - EMERALD -SL

Investment Transaction Detail

Page 59 of 139

Trade Date Settle Date Trade Status	Security Description	Shares/PAR Price	Principal	Transaction Amount Accrued Interest	Adjustment Amt	Cost	Realized Gain/Loss			
	Asset ID / Ticker Broker / Commission Narrative						Market	Translation	Total	
Sales										
Equities										
18 Dec 23 20 Dec 23 Settled	APOLLO GLOBAL MANAGEMENT INC COM USD0.00001 CUSIP: 03769M106 / APO COWEN AND COMPANY LLC / .48 OTHER CHARGES: .02 SOLD 16.00 SHARES 12-18-23 AT A PRICE OF \$94.490000 LESS BROKER COMMISSION OF \$.48 AND OTHER CHARGES OF \$.02 COWEN AND COMPANY LLC	-16.000 94.490000	1,511.34	0.00	0.00	-1,484.57	26.77	0.00	26.77	
18 Dec 23 20 Dec 23 Settled	ATI INC COM CUSIP: 01741R102 / ATI COWEN AND COMPANY LLC / 1.80 OTHER CHARGES: .03 SOLD 60.00 SHARES 12-18-23 AT A PRICE OF \$43.390000 LESS BROKER COMMISSION OF \$1.80 AND OTHER CHARGES OF \$.03 COWEN AND COMPANY LLC	-60.000 43.390000	2,601.57	0.00	0.00	-2,385.31	216.26	0.00	216.26	
1 Dec 23 5 Dec 23 Settled	ATRICURE INC COM STK CUSIP: 04963C209 / ATRC NEEDHAM AND COMPANY LLC / 3.72 OTHER CHARGES: .04 SOLD 124.00 SHARES 12-01-23 AT A PRICE OF \$36.078300 LESS BROKER COMMISSION OF \$3.72 AND OTHER CHARGES OF \$.04 NEEDHAM AND COMPANY LLC	-124.000 36.078300	4,469.95	0.00	0.00	-4,103.19	366.76	0.00	366.76	
1 Dec 23 5 Dec 23 Settled	ATRICURE INC COM STK CUSIP: 04963C209 / ATRC RBC CAPITAL MARKETS, LLC / .58 OTHER CHARGES: .01 SOLD 29.00 SHARES 12-01-23 AT A PRICE OF \$35.701900 LESS BROKER COMMISSION OF \$.58 AND OTHER CHARGES OF \$.01 RBC CAPITAL MARKETS, LLC	-29.000 35.701900	1,034.77	0.00	0.00	-959.62	75.15	0.00	75.15	

Portfolio Statement

1 DEC 23 - 31 DEC 23

Account number XXXXXXXXXX
Account Name *UFCW TRI-STATE - EMERALD -SL

Investment Transaction Detail

Page 60 of 139

Trade Date Settle Date Trade Status	Security Description	Shares/PAR Price	Principal	Transaction Amount Accrued Interest	Adjustment Amt	Cost	Realized Gain/Loss		
	Asset ID / Ticker Broker / Commission Narrative						Market	Translation	Total
Sales									
Equities									
18 Dec 23 20 Dec 23 Settled	AUTOZONE INC COM CUSIP: 053332102 / AZO COWEN AND COMPANY LLC / .09 OTHER CHARGES: .07 SOLD 3.00 SHARES 12-18-23 AT A PRICE OF \$2,630.800000 LESS BROKER COMMISSION OF \$.09 AND OTHER CHARGES OF \$.07 COWEN AND COMPANY LLC	-3.000 2,630.800000	7,892.24	0.00	0.00	-3,196.68	4,695.56	0.00	4,695.56
18 Dec 23 20 Dec 23 Settled	BAUSCH + LOMB CORP CUSIP: 071705107 / BLCO COWEN AND COMPANY LLC / 2.88 OTHER CHARGES: .02 SOLD 96.00 SHARES 12-18-23 AT A PRICE OF \$15.360000 LESS BROKER COMMISSION OF \$2.88 AND OTHER CHARGES OF \$.02 COWEN AND COMPANY LLC	-96.000 15.360000	1,471.66	0.00	0.00	-1,658.73	-187.07	0.00	-187.07
18 Dec 23 20 Dec 23 Settled	BIOMARIN PHARMACEUTICAL INC COM ISIN CH0008107010 CUSIP: 09061G101 / BMRN COWEN AND COMPANY LLC / 1.47 OTHER CHARGES: .04 SOLD 49.00 SHARES 12-18-23 AT A PRICE OF \$97.645000 LESS BROKER COMMISSION OF \$1.47 AND OTHER CHARGES OF \$.04 COWEN AND COMPANY LLC	-49.000 97.645000	4,783.10	0.00	0.00	-4,688.44	94.66	0.00	94.66
11 Dec 23 13 Dec 23 Settled	BLUEPRINT MEDICINES CORP COM CUSIP: 09627Y109 / BPMC LOOP CAPITAL MARKETS LLC / 2.13 OTHER CHARGES: .05 SOLD 71.00 SHARES 12-11-23 AT A PRICE OF \$79.117200 LESS BROKER COMMISSION OF \$2.13 AND OTHER CHARGES OF \$.05 LOOP CAPITAL MARKETS LLC	-71.000 79.117200	5,615.14	0.00	0.00	-4,263.87	1,351.27	0.00	1,351.27

Portfolio Statement

1 DEC 23 - 31 DEC 23

Account number XXXXXXXXXX
Account Name *UFCW TRI-STATE - EMERALD -SL

Investment Transaction Detail

Page 61 of 139

Trade Date	Security Description						Realized Gain/Loss		
Settle Date	Asset ID / Ticker								
Trade Status	Broker / Commission	Shares/PAR	Principal	Transaction Amount	Adjustment Amt	Cost	Market	Translation	Total
	Narrative	Price		Accrued Interest					
Sales									
Equities									
12 Dec 23	BLUEPRINT MEDICINES CORP COM	-121.000	9,942.31	0.00	0.00	-7,266.59	2,675.72	0.00	2,675.72
14 Dec 23	CUSIP: 09627Y109 / BPMC								
Settled	GOLDMAN, SACHS & CO. / 3.39	82.196500							
	OTHER CHARGES: .08								
	SOLD 121.00 SHARES 12-12-23 AT								
	A PRICE OF \$82.196500 LESS								
	BROKER COMMISSION OF \$3.39 AND								
	OTHER CHARGES OF \$.08 GOLDMAN,								
	SACHS & CO.								
14 Dec 23	BRUNSWICK CORP COM	-87.000	8,165.85	0.00	0.00	-7,582.42	583.43	0.00	583.43
18 Dec 23	CUSIP: 117043109 / BC								
Settled	STIFEL, NICOLAUS & COMPANY,	93.891200							
	INCORPORATED/ 2.61								
	OTHER CHARGES: .07								
	SOLD 87.00 SHARES 12-14-23 AT								
	A PRICE OF \$93.891200 LESS								
	BROKER COMMISSION OF \$2.61 AND								
	OTHER CHARGES OF \$.07 STIFEL,								
	NICOLAUS & COMPANY,								
18 Dec 23	BRUNSWICK CORP COM	-17.000	1,627.22	0.00	0.00	-1,481.62	145.60	0.00	145.60
20 Dec 23	CUSIP: 117043109 / BC								
Settled	COWEN AND COMPANY LLC / .51	95.750000							
	OTHER CHARGES: .02								
	SOLD 17.00 SHARES 12-18-23 AT								
	A PRICE OF \$95.750000 LESS								
	BROKER COMMISSION OF \$.51 AND								
	OTHER CHARGES OF \$.02 COWEN								
	AND COMPANY LLC								
18 Dec 23	BURLINGTON STORES INC COM	-6.000	1,093.93	0.00	0.00	-1,027.09	66.84	0.00	66.84
20 Dec 23	CUSIP: 122017106 / BURL								
Settled	COWEN AND COMPANY LLC / .18	182.353400							
	OTHER CHARGES: .01								
	SOLD 6.00 SHARES 12-18-23 AT A								
	PRICE OF \$182.353400 LESS								
	BROKER COMMISSION OF \$.18 AND								
	OTHER CHARGES OF \$.01 COWEN								
	AND COMPANY LLC								

Portfolio Statement

1 DEC 23 - 31 DEC 23

Account number XXXXXXXXXX
Account Name *UFCW TRI-STATE - EMERALD -SL

◆ Investment Transaction Detail

Page 62 of 139

Trade Date	Security Description						Realized Gain/Loss		
Settle Date	Asset ID / Ticker	Shares/PAR	Principal	Transaction Amount	Adjustment Amt	Cost	Market	Translation	Total
Trade Status	Broker / Commission Narrative	Price		Accrued Interest					

Sales

Equities

11 Dec 23	CACTUS INC CL A CL A	-67.000	2,772.70	0.00	0.00	-2,825.98	-53.28	0.00	-53.28
13 Dec 23	CUSIP: 127203107 / WHD								
Settled	RBC CAPITAL MARKETS, LLC / 1.34	41.404000							
	OTHER CHARGES: .03								
	SOLD 67.00 SHARES 12-11-23 AT								
	A PRICE OF \$41.404000 LESS								
	BROKER COMMISSION OF \$1.34 AND								
	OTHER CHARGES OF \$.03 RBC								
	CAPITAL MARKETS, LLC								
12 Dec 23	CACTUS INC CL A CL A	-27.000	1,089.09	0.00	0.00	-1,138.83	-49.74	0.00	-49.74
14 Dec 23	CUSIP: 127203107 / WHD								
Settled	RBC CAPITAL MARKETS, LLC / .54	40.357100							
	OTHER CHARGES: .01								
	SOLD 27.00 SHARES 12-12-23 AT								
	A PRICE OF \$40.357100 LESS								
	BROKER COMMISSION OF \$.54 AND								
	OTHER CHARGES OF \$.01 RBC								
	CAPITAL MARKETS, LLC								
19 Dec 23	CACTUS INC CL A CL A	-80.000	3,559.45	0.00	0.00	-3,374.30	185.15	0.00	185.15
21 Dec 23	CUSIP: 127203107 / WHD								
Settled	LOOP CAPITAL MARKETS LLC / 2.40	44.523500							
	OTHER CHARGES: .03								
	SOLD 80.00 SHARES 12-19-23 AT								
	A PRICE OF \$44.523500 LESS								
	BROKER COMMISSION OF \$2.40 AND								
	OTHER CHARGES OF \$.03 LOOP								
	CAPITAL MARKETS LLC								
19 Dec 23	CACTUS INC CL A CL A	-44.000	1,954.95	0.00	0.00	-1,855.86	99.09	0.00	99.09
21 Dec 23	CUSIP: 127203107 / WHD								
Settled	JEFFERIES LLC / 1.23	44.459100							
	OTHER CHARGES: .02								
	SOLD 44.00 SHARES 12-19-23 AT								
	A PRICE OF \$44.459100 LESS								
	BROKER COMMISSION OF \$1.23 AND								
	OTHER CHARGES OF \$.02								
	JEFFERIES LLC								

Portfolio Statement

1 DEC 23 - 31 DEC 23

Account number XXXXXXXXXX
Account Name *UFCW TRI-STATE - EMERALD -SL

Investment Transaction Detail

Page 63 of 139

Trade Date Settle Date Trade Status	Security Description	Shares/PAR Price	Principal	Transaction Amount Accrued Interest	Adjustment Amt	Cost	Realized Gain/Loss			
	Asset ID / Ticker Broker / Commission Narrative						Market	Translation	Total	
Sales										
Equities										
18 Dec 23 20 Dec 23 Settled	CADENCE DESIGN SYS INC COM CUSIP: 127387108 / CDNS COWEN AND COMPANY LLC / .36 OTHER CHARGES: .03 SOLD 12.00 SHARES 12-18-23 AT A PRICE OF \$272.180000 LESS BROKER COMMISSION OF \$.36 AND OTHER CHARGES OF \$.03 COWEN AND COMPANY LLC	-12.000 272.180000	3,265.77	0.00	0.00	-1,292.80	1,972.97	0.00	1,972.97	
18 Dec 23 20 Dec 23 Settled	CELSIUS HLDGS INC COM NEW COM NEW CUSIP: 15118V207 / CELH COWEN AND COMPANY LLC / 1.08 OTHER CHARGES: .02 SOLD 36.00 SHARES 12-18-23 AT A PRICE OF \$49.670000 LESS BROKER COMMISSION OF \$1.08 AND OTHER CHARGES OF \$.02 COWEN AND COMPANY LLC	-36.000 49.670000	1,787.02	0.00	0.00	-1,138.35	648.67	0.00	648.67	
11 Dec 23 13 Dec 23 Settled	CHAMPIONX CORPORATION COM USD0.01 WI CUSIP: 15872M104 / CHX J.P. MORGAN SECURITIES LLC / 2.74 OTHER CHARGES: .03 SOLD 98.00 SHARES 12-11-23 AT A PRICE OF \$28.874800 LESS BROKER COMMISSION OF \$2.74 AND OTHER CHARGES OF \$.03 J.P. MORGAN SECURITIES LLC	-98.000 28.874800	2,826.96	0.00	0.00	-2,928.59	-101.63	0.00	-101.63	
12 Dec 23 14 Dec 23 Settled	CHAMPIONX CORPORATION COM USD0.01 WI CUSIP: 15872M104 / CHX J.P. MORGAN SECURITIES LLC / 2.49 OTHER CHARGES: .03 SOLD 89.00 SHARES 12-12-23 AT A PRICE OF \$28.331700 LESS BROKER COMMISSION OF \$2.49 AND OTHER CHARGES OF \$.03 J.P. MORGAN SECURITIES LLC	-89.000 28.331700	2,519.00	0.00	0.00	-2,659.64	-140.64	0.00	-140.64	

Portfolio Statement

1 DEC 23 - 31 DEC 23

Account number XXXXXXXXXX
Account Name *UFCW TRI-STATE - EMERALD -SL

Investment Transaction Detail

Page 64 of 139

Trade Date Settle Date Trade Status	Security Description	Shares/PAR Price	Principal	Transaction Amount Accrued Interest	Adjustment Amt	Cost	Realized Gain/Loss			
	Asset ID / Ticker Broker / Commission Narrative						Market	Translation	Total	
Sales										
Equities										
18 Dec 23 20 Dec 23 Settled	CHART INDS INC COM PAR \$0.01 COM PAR CUSIP: 16115Q308 / GTLS COWEN AND COMPANY LLC / .99 OTHER CHARGES: .04 SOLD 33.00 SHARES 12-18-23 AT A PRICE OF \$130.916400 LESS BROKER COMMISSION OF \$0.99 AND OTHER CHARGES OF \$0.04 COWEN AND COMPANY LLC	-33.000 130.916400	4,319.21	0.00	0.00	-4,277.89	41.32	0.00	41.32	
18 Dec 23 20 Dec 23 Settled	CHENIERE ENERGY INC COM NEW CUSIP: 16411R208 / LNG COWEN AND COMPANY LLC / 1.29 OTHER CHARGES: .06 SOLD 43.00 SHARES 12-18-23 AT A PRICE OF \$172.580000 LESS BROKER COMMISSION OF \$1.29 AND OTHER CHARGES OF \$0.06 COWEN AND COMPANY LLC	-43.000 172.580000	7,419.59	0.00	0.00	-2,633.13	4,786.46	0.00	4,786.46	
18 Dec 23 20 Dec 23 Settled	CHIPOTLE MEXICAN GRILL INC COM STK CUSIP: 169656105 / CMG COWEN AND COMPANY LLC / .09 OTHER CHARGES: .06 SOLD 3.00 SHARES 12-18-23 AT A PRICE OF \$2,273.674400 LESS BROKER COMMISSION OF \$0.09 AND OTHER CHARGES OF \$0.06 COWEN AND COMPANY LLC	-3.000 2,273.674400	6,820.87	0.00	0.00	-2,440.02	4,380.85	0.00	4,380.85	
18 Dec 23 20 Dec 23 Settled	CHURCHILL DOWNS INC COM CUSIP: 171484108 / CHDN COWEN AND COMPANY LLC / 1.71 OTHER CHARGES: .06 SOLD 57.00 SHARES 12-18-23 AT A PRICE OF \$127.761400 LESS BROKER COMMISSION OF \$1.71 AND OTHER CHARGES OF \$0.06 COWEN AND COMPANY LLC	-57.000 127.761400	7,280.63	0.00	0.00	-3,940.72	3,339.91	0.00	3,339.91	

Portfolio Statement

1 DEC 23 - 31 DEC 23

Account number XXXXXXXXXX
Account Name *UFCW TRI-STATE - EMERALD -SL

Investment Transaction Detail

Page 65 of 139

Trade Date	Security Description						Realized Gain/Loss		
Settle Date	Asset ID / Ticker	Shares/PAR	Principal	Transaction Amount	Adjustment Amt	Cost	Market	Translation	Total
Trade Status	Broker / Commission Narrative	Price		Accrued Interest					

Sales

Equities

14 Dec 23	COHERENT CORP COM	-334.000	14,732.45	0.00	0.00	-16,536.77	-1,804.32	0.00	-1,804.32
18 Dec 23	CUSIP: 19247G107 / COHR								
Settled	NEEDHAM AND COMPANY LLC / 10.02	44.139500							
	OTHER CHARGES: .12								
	SOLD 334.00 SHARES 12-14-23 AT								
	A PRICE OF \$44.139500 LESS								
	BROKER COMMISSION OF \$10.02								
	AND OTHER CHARGES OF \$.12								
	NEEDHAM AND COMPANY LLC								
18 Dec 23	COHERENT CORP COM	-35.000	1,522.51	0.00	0.00	-1,732.90	-210.39	0.00	-210.39
20 Dec 23	CUSIP: 19247G107 / COHR								
Settled	COWEN AND COMPANY LLC / 1.05	43.530900							
	OTHER CHARGES: .02								
	SOLD 35.00 SHARES 12-18-23 AT								
	A PRICE OF \$43.530900 LESS								
	BROKER COMMISSION OF \$1.05 AND								
	OTHER CHARGES OF \$.02 COWEN								
	AND COMPANY LLC								
18 Dec 23	CONSTELLATION BRANDS INC CL A CL A	-13.000	3,082.66	0.00	0.00	-2,954.67	127.99	0.00	127.99
20 Dec 23	CUSIP: 21036P108 / STZ								
Settled	COWEN AND COMPANY LLC / .39	237.160000							
	OTHER CHARGES: .03								
	SOLD 13.00 SHARES 12-18-23 AT								
	A PRICE OF \$237.160000 LESS								
	BROKER COMMISSION OF \$.39 AND								
	OTHER CHARGES OF \$.03 COWEN								
	AND COMPANY LLC								
18 Dec 23	COPART INC COM	-51.000	2,508.19	0.00	0.00	-2,311.04	197.15	0.00	197.15
20 Dec 23	CUSIP: 217204106 / CPRT								
Settled	COWEN AND COMPANY LLC / 1.53	49.210700							
	OTHER CHARGES: .03								
	SOLD 51.00 SHARES 12-18-23 AT								
	A PRICE OF \$49.210700 LESS								
	BROKER COMMISSION OF \$1.53 AND								
	OTHER CHARGES OF \$.03 COWEN								
	AND COMPANY LLC								

Portfolio Statement

1 DEC 23 - 31 DEC 23

Account number XXXXXXXXXX
Account Name *UFCW TRI-STATE - EMERALD -SL

◆ Investment Transaction Detail

Page 66 of 139

Trade Date Settle Date Trade Status	Security Description	Shares/PAR Price	Principal	Transaction Amount Accrued Interest	Adjustment Amt	Cost	Realized Gain/Loss		Total
	Asset ID / Ticker Broker / Commission Narrative						Market	Translation	
Sales									
Equities									
18 Dec 23 20 Dec 23 Settled	COSTAR GROUP INC COM CUSIP: 22160N109 / CSGP COWEN AND COMPANY LLC / 2.16 OTHER CHARGES: .06 SOLD 72.00 SHARES 12-18-23 AT A PRICE OF \$87.804000 LESS BROKER COMMISSION OF \$2.16 AND OTHER CHARGES OF \$.06 COWEN AND COMPANY LLC	-72.000 87.804000	6,319.67	0.00	0.00	-3,218.03	3,101.64	0.00	3,101.64
18 Dec 23 20 Dec 23 Settled	CROWDSTRIKE HLDGS INC CL A CL A CUSIP: 22788C105 / CRWD COWEN AND COMPANY LLC / .87 OTHER CHARGES: .06 SOLD 29.00 SHARES 12-18-23 AT A PRICE OF \$258.555700 LESS BROKER COMMISSION OF \$.87 AND OTHER CHARGES OF \$.06 COWEN AND COMPANY LLC	-29.000 258.555700	7,497.19	0.00	0.00	-3,774.56	3,722.63	0.00	3,722.63
6 Dec 23 8 Dec 23 Settled	CVRX INC COM CUSIP: 126638105 / CVRX PIPER JAFFRAY & CO / 4.29 OTHER CHARGES: .03 SOLD 143.00 SHARES 12-06-23 AT A PRICE OF \$22.409500 LESS BROKER COMMISSION OF \$4.29 AND OTHER CHARGES OF \$.03 PIPER JAFFRAY & CO	-143.000 22.409500	3,200.24	0.00	0.00	-2,265.39	934.85	0.00	934.85
26 Dec 23 28 Dec 23 Settled	CVRX INC COM CUSIP: 126638105 / CVRX PIPER JAFFRAY & CO / 1.95 OTHER CHARGES: .02 SOLD 65.00 SHARES 12-26-23 AT A PRICE OF \$30.790300 LESS BROKER COMMISSION OF \$1.95 AND OTHER CHARGES OF \$.02 PIPER JAFFRAY & CO	-65.000 30.790300	1,999.40	0.00	0.00	-1,029.72	969.68	0.00	969.68

Portfolio Statement

1 DEC 23 - 31 DEC 23

Account number XXXXXXXXXX
Account Name *UFCW TRI-STATE - EMERALD -SL

Investment Transaction Detail

Page 67 of 139

Trade Date	Security Description						Realized Gain/Loss		
Settle Date	Asset ID / Ticker	Shares/PAR	Principal	Transaction Amount	Adjustment Amt	Cost	Market	Translation	Total
Trade Status	Broker / Commission Narrative	Price		Accrued Interest					

Sales

Equities

18 Dec 23	DARLING INGREDIENTS INC COMSTK	-91.000	4,393.79	0.00	0.00	-5,487.49	-1,093.70	0.00	-1,093.70
20 Dec 23	CUSIP: 237266101 / DAR								
Settled	COWEN AND COMPANY LLC / 2.73	48.313800							
	OTHER CHARGES: .04								
	SOLD 91.00 SHARES 12-18-23 AT								
	A PRICE OF \$48.313800 LESS								
	BROKER COMMISSION OF \$2.73 AND								
	OTHER CHARGES OF \$.04 COWEN								
	AND COMPANY LLC								
18 Dec 23	DELTA AIR LINES INC DEL COM NEW COM NEW	-59.000	2,441.42	0.00	0.00	-2,400.64	40.78	0.00	40.78
20 Dec 23	CUSIP: 247361702 / DAL								
Settled	COWEN AND COMPANY LLC / 1.77	41.410300							
	OTHER CHARGES: .02								
	SOLD 59.00 SHARES 12-18-23 AT								
	A PRICE OF \$41.410300 LESS								
	BROKER COMMISSION OF \$1.77 AND								
	OTHER CHARGES OF \$.02 COWEN								
	AND COMPANY LLC								
18 Dec 23	DEXCOM INC COM	-11.000	1,325.92	0.00	0.00	-1,188.45	137.47	0.00	137.47
20 Dec 23	CUSIP: 252131107 / DXCM								
Settled	COWEN AND COMPANY LLC / .33	120.570000							
	OTHER CHARGES: .02								
	SOLD 11.00 SHARES 12-18-23 AT								
	A PRICE OF \$120.570000 LESS								
	BROKER COMMISSION OF \$.33 AND								
	OTHER CHARGES OF \$.02 COWEN								
	AND COMPANY LLC								
18 Dec 23	DIAMONDBACK ENERGY INC COM	-12.000	1,878.10	0.00	0.00	-964.85	913.25	0.00	913.25
20 Dec 23	CUSIP: 25278X109 / FANG								
Settled	COWEN AND COMPANY LLC / .36	156.540000							
	OTHER CHARGES: .02								
	SOLD 12.00 SHARES 12-18-23 AT								
	A PRICE OF \$156.540000 LESS								
	BROKER COMMISSION OF \$.36 AND								
	OTHER CHARGES OF \$.02 COWEN								
	AND COMPANY LLC								

Portfolio Statement

1 DEC 23 - 31 DEC 23

Account number XXXXXXXXXX
Account Name *UFCW TRI-STATE - EMERALD -SL

Investment Transaction Detail

Page 68 of 139

Trade Date Settle Date Trade Status	Security Description	Shares/PAR Price	Principal	Transaction Amount Accrued Interest	Adjustment Amt	Cost	Realized Gain/Loss		Total
	Asset ID / Ticker Broker / Commission Narrative						Market	Translation	
Sales									
Equities									
13 Dec 23 15 Dec 23 Settled	ENPHASE ENERGY INC COM CUSIP: 29355A107 / ENPH RBC CAPITAL MARKETS, LLC / 5.62 OTHER CHARGES: .25 SOLD 281.00 SHARES 12-13-23 AT A PRICE OF \$107.674500 LESS BROKER COMMISSION OF \$5.62 AND OTHER CHARGES OF \$.25 RBC CAPITAL MARKETS, LLC	-281.000 107.674500	30,250.66	0.00	0.00	-38,279.30	-8,028.64	0.00	-8,028.64
14 Dec 23 18 Dec 23 Settled	ENPHASE ENERGY INC COM CUSIP: 29355A107 / ENPH GOLDMAN, SACHS & CO. / 2.38 OTHER CHARGES: .09 SOLD 85.00 SHARES 12-14-23 AT A PRICE OF \$121.014300 LESS BROKER COMMISSION OF \$2.38 AND OTHER CHARGES OF \$.09 GOLDMAN, SACHS & CO.	-85.000 121.014300	10,283.75	0.00	0.00	-11,579.15	-1,295.40	0.00	-1,295.40
18 Dec 23 20 Dec 23 Settled	ENPHASE ENERGY INC COM CUSIP: 29355A107 / ENPH COWEN AND COMPANY LLC / .39 OTHER CHARGES: .02 SOLD 13.00 SHARES 12-18-23 AT A PRICE OF \$122.970000 LESS BROKER COMMISSION OF \$.39 AND OTHER CHARGES OF \$.02 COWEN AND COMPANY LLC	-13.000 122.970000	1,598.20	0.00	0.00	-1,770.93	-172.73	0.00	-172.73
18 Dec 23 20 Dec 23 Settled	ENVISTA HLDGS CORP COM CUSIP: 29415F104 / NVST COWEN AND COMPANY LLC / 3.39 OTHER CHARGES: .03 SOLD 113.00 SHARES 12-18-23 AT A PRICE OF \$23.686900 LESS BROKER COMMISSION OF \$3.39 AND OTHER CHARGES OF \$.03 COWEN AND COMPANY LLC	-113.000 23.686900	2,673.20	0.00	0.00	-4,076.28	-1,403.08	0.00	-1,403.08

Portfolio Statement

1 DEC 23 - 31 DEC 23

Account number XXXXXXXXXX
Account Name *UFCW TRI-STATE - EMERALD -SL

Investment Transaction Detail

Page 69 of 139

Trade Date Settle Date Trade Status	Security Description	Shares/PAR Price	Principal	Transaction Amount Accrued Interest	Adjustment Amt	Cost	Realized Gain/Loss		Total
	Asset ID / Ticker Broker / Commission Narrative						Market	Translation	
Sales									
Equities									
18 Dec 23 20 Dec 23 Settled	EPAM SYS INC COM STK CUSIP: 29414B104 / EPAM COWEN AND COMPANY LLC / .09 OTHER CHARGES: .01 SOLD 3.00 SHARES 12-18-23 AT A PRICE OF \$293.800000 LESS BROKER COMMISSION OF \$.09 AND OTHER CHARGES OF \$.01 COWEN AND COMPANY LLC	-3.000 293.800000	881.30	0.00	0.00	-525.84	355.46	0.00	355.46
18 Dec 23 20 Dec 23 Settled	EQT CORP COM CUSIP: 26884L109 / EQT COWEN AND COMPANY LLC / 2.07 OTHER CHARGES: .03 SOLD 69.00 SHARES 12-18-23 AT A PRICE OF \$39.430000 LESS BROKER COMMISSION OF \$2.07 AND OTHER CHARGES OF \$.03 COWEN AND COMPANY LLC	-69.000 39.430000	2,718.57	0.00	0.00	-2,181.35	537.22	0.00	537.22
18 Dec 23 20 Dec 23 Settled	ETSY INC COM CUSIP: 29786A106 / ETSY COWEN AND COMPANY LLC / .48 OTHER CHARGES: .02 SOLD 16.00 SHARES 12-18-23 AT A PRICE OF \$81.690000 LESS BROKER COMMISSION OF \$.48 AND OTHER CHARGES OF \$.02 COWEN AND COMPANY LLC	-16.000 81.690000	1,306.54	0.00	0.00	-2,466.67	-1,160.13	0.00	-1,160.13
1 Dec 23 5 Dec 23 Settled	EVERI HLDGS INC COM CUSIP: 30034T103 / EVRI J.P. MORGAN SECURITIES LLC / 2.66 OTHER CHARGES: .01 SOLD 95.00 SHARES 12-01-23 AT A PRICE OF \$10.515000 LESS BROKER COMMISSION OF \$2.66 AND OTHER CHARGES OF \$.01 J.P. MORGAN SECURITIES LLC	-95.000 10.515000	996.26	0.00	0.00	-1,110.09	-113.83	0.00	-113.83

Portfolio Statement

1 DEC 23 - 31 DEC 23

Account number XXXXXXXXXX
Account Name *UFCW TRI-STATE - EMERALD -SL

◆ Investment Transaction Detail

Page 70 of 139

Trade Date Settle Date Trade Status	Security Description	Shares/PAR Price	Principal	Transaction Amount Accrued Interest	Adjustment Amt	Cost	Realized Gain/Loss		Total
	Asset ID / Ticker Broker / Commission Narrative						Market	Translation	
Sales									
Equities									
7 Dec 23 11 Dec 23 Settled	EVERI HLDGS INC COM CUSIP: 30034T103 / EVRI RBC CAPITAL MARKETS, LLC / 1.38 OTHER CHARGES: .01 SOLD 46.00 SHARES 12-07-23 AT A PRICE OF \$10.100000 LESS BROKER COMMISSION OF \$1.38 AND OTHER CHARGES OF \$.01 RBC CAPITAL MARKETS, LLC	-46.000 10.100000	463.21	0.00	0.00	-537.52	-74.31	0.00	-74.31
7 Dec 23 11 Dec 23 Settled	EVERI HLDGS INC COM CUSIP: 30034T103 / EVRI RBC CAPITAL MARKETS, LLC / 7.84 OTHER CHARGES: .04 SOLD 392.00 SHARES 12-07-23 AT A PRICE OF \$10.026700 LESS BROKER COMMISSION OF \$7.84 AND OTHER CHARGES OF \$.04 RBC CAPITAL MARKETS, LLC	-392.000 10.026700	3,922.59	0.00	0.00	-4,580.56	-657.97	0.00	-657.97
1 Dec 23 5 Dec 23 Settled	EXCELERATE ENERGY INC CL A COM CL A COM CUSIP: 30069T101 / EE JEFFERIES LLC / .48 OTHER CHARGES: .01 SOLD 17.00 SHARES 12-01-23 AT A PRICE OF \$16.974300 LESS BROKER COMMISSION OF \$.48 AND OTHER CHARGES OF \$.01 JEFFERIES LLC	-17.000 16.974300	288.07	0.00	0.00	-427.71	-139.64	0.00	-139.64
4 Dec 23 6 Dec 23 Settled	EXCELERATE ENERGY INC CL A COM CL A COM CUSIP: 30069T101 / EE J.P. MORGAN SECURITIES LLC / 1.09 OTHER CHARGES: .01 SOLD 39.00 SHARES 12-04-23 AT A PRICE OF \$17.005800 LESS BROKER COMMISSION OF \$1.09 AND OTHER CHARGES OF \$.01 J.P. MORGAN SECURITIES LLC	-39.000 17.005800	662.13	0.00	0.00	-981.23	-319.10	0.00	-319.10

Portfolio Statement

1 DEC 23 - 31 DEC 23

Account number XXXXXXXXXX
Account Name *UFCW TRI-STATE - EMERALD -SL

Investment Transaction Detail

Page 71 of 139

Trade Date Settle Date Trade Status	Security Description Asset ID / Ticker Broker / Commission Narrative	Shares/PAR Price	Principal	Transaction Amount Accrued Interest	Adjustment Amt	Cost	Realized Gain/Loss			
							Market	Translation	Total	
Sales										
Equities										
5 Dec 23 7 Dec 23 Settled	EXCELERATE ENERGY INC CL A COM CL A COM CUSIP: 30069T101 / EE J.P. MORGAN SECURITIES LLC / 2.69 OTHER CHARGES: .02 SOLD 96.00 SHARES 12-05-23 AT A PRICE OF \$16.365100 LESS BROKER COMMISSION OF \$2.69 AND OTHER CHARGES OF \$.02 J.P. MORGAN SECURITIES LLC	-96.000 16.365100	1,568.34	0.00	0.00	-2,415.32	-846.98	0.00	-846.98	
6 Dec 23 8 Dec 23 Settled	EXCELERATE ENERGY INC CL A COM CL A COM CUSIP: 30069T101 / EE CITIGROUP GLOBAL MARKETS INC.CP AND CD /.32 OTHER CHARGES: .01 SOLD 32.00 SHARES 12-06-23 AT A PRICE OF \$16.081400 LESS BROKER COMMISSION OF \$.32 AND OTHER CHARGES OF \$.01 CITIGROUP GLOBAL MARKETS	-32.000 16.081400	514.27	0.00	0.00	-805.11	-290.84	0.00	-290.84	
21 Dec 23 26 Dec 23 Settled	EXCELERATE ENERGY INC CL A COM CL A COM CUSIP: 30069T101 / EE PIPER JAFFRAY & CO / 6.15 OTHER CHARGES: .03 SOLD 205.00 SHARES 12-21-23 AT A PRICE OF \$15.530000 LESS BROKER COMMISSION OF \$6.15 AND OTHER CHARGES OF \$.03 PIPER JAFFRAY & CO	-205.000 15.530000	3,177.47	0.00	0.00	-5,157.72	-1,980.25	0.00	-1,980.25	
18 Dec 23 20 Dec 23 Settled	EXPEDIA GROUP INC COM USD0.001 CUSIP: 30212P303 / EXPE COWEN AND COMPANY LLC / .57 OTHER CHARGES: .03 SOLD 19.00 SHARES 12-18-23 AT A PRICE OF \$145.872200 LESS BROKER COMMISSION OF \$.57 AND OTHER CHARGES OF \$.03 COWEN AND COMPANY LLC	-19.000 145.872200	2,770.97	0.00	0.00	-2,727.38	43.59	0.00	43.59	

Portfolio Statement

1 DEC 23 - 31 DEC 23

Account number XXXXXXXXXX
Account Name *UFCW TRI-STATE - EMERALD -SL

Investment Transaction Detail

Page 72 of 139

Trade Date Settle Date Trade Status	Security Description	Shares/PAR Price	Principal	Transaction Amount Accrued Interest	Adjustment Amt	Cost	Realized Gain/Loss		Total
	Asset ID / Ticker Broker / Commission Narrative						Market	Translation	
Sales									
Equities									
18 Dec 23 20 Dec 23 Settled	FIVE BELOW INC COM USD0.01 CUSIP: 33829M101 / FIVE COWEN AND COMPANY LLC / .12 OTHER CHARGES: .01 SOLD 4.00 SHARES 12-18-23 AT A PRICE OF \$193.720000 LESS BROKER COMMISSION OF \$.12 AND OTHER CHARGES OF \$.01 COWEN AND COMPANY LLC	-4.000 193.720000	774.75	0.00	0.00	-761.07	13.68	0.00	13.68
20 Dec 23 22 Dec 23 Settled	FORWARD AIR CORP COM CUSIP: 349853101 / FWRD RBC CAPITAL MARKETS, LLC / .96 OTHER CHARGES: .03 SOLD 48.00 SHARES 12-20-23 AT A PRICE OF \$65.077000 LESS BROKER COMMISSION OF \$.96 AND OTHER CHARGES OF \$.03 RBC CAPITAL MARKETS, LLC	-48.000 65.077000	3,122.71	0.00	0.00	-4,009.04	-886.33	0.00	-886.33
18 Dec 23 20 Dec 23 Settled	FRESHPET INC COM CUSIP: 358039105 / FRPT COWEN AND COMPANY LLC / 1.77 OTHER CHARGES: .04 SOLD 59.00 SHARES 12-18-23 AT A PRICE OF \$84.600000 LESS BROKER COMMISSION OF \$1.77 AND OTHER CHARGES OF \$.04 COWEN AND COMPANY LLC	-59.000 84.600000	4,989.59	0.00	0.00	-4,785.60	203.99	0.00	203.99
18 Dec 23 20 Dec 23 Settled	GXO LOGISTICS INC COM CUSIP: 36262G101 / GXO COWEN AND COMPANY LLC / 3.93 OTHER CHARGES: .07 SOLD 131.00 SHARES 12-18-23 AT A PRICE OF \$61.193900 LESS BROKER COMMISSION OF \$3.93 AND OTHER CHARGES OF \$.07 COWEN AND COMPANY LLC	-131.000 61.193900	8,012.40	0.00	0.00	-6,993.30	1,019.10	0.00	1,019.10

Portfolio Statement

1 DEC 23 - 31 DEC 23

Account number XXXXXXXXXX
Account Name *UFCW TRI-STATE - EMERALD -SL

Investment Transaction Detail

Page 73 of 139

Trade Date Settle Date Trade Status	Security Description	Shares/PAR Price	Principal	Transaction Amount Accrued Interest	Adjustment Amt	Cost	Realized Gain/Loss		Total
	Asset ID / Ticker Broker / Commission Narrative						Market	Translation	
Sales									
Equities									
18 Dec 23 20 Dec 23 Settled	HALLIBURTON CO COM CUSIP: 406216101 / HAL COWEN AND COMPANY LLC / 2.22 OTHER CHARGES: .03 SOLD 74.00 SHARES 12-18-23 AT A PRICE OF \$36.810000 LESS BROKER COMMISSION OF \$2.22 AND OTHER CHARGES OF \$.03 COWEN AND COMPANY LLC	-74.000 36.810000	2,721.69	0.00	0.00	-2,519.65	202.04	0.00	202.04
5 Dec 23 7 Dec 23 Settled	HERC HLDGS INC COM CUSIP: 42704L104 / HRI RBC CAPITAL MARKETS, LLC / .54 OTHER CHARGES: .03 SOLD 27.00 SHARES 12-05-23 AT A PRICE OF \$121.686400 LESS BROKER COMMISSION OF \$.54 AND OTHER CHARGES OF \$.03 RBC CAPITAL MARKETS, LLC	-27.000 121.686400	3,284.96	0.00	0.00	-4,273.66	-988.70	0.00	-988.70
18 Dec 23 20 Dec 23 Settled	HESS CORP COM STK CUSIP: 42809H107 / HES COWEN AND COMPANY LLC / .21 OTHER CHARGES: .01 SOLD 7.00 SHARES 12-18-23 AT A PRICE OF \$147.030000 LESS BROKER COMMISSION OF \$.21 AND OTHER CHARGES OF \$.01 COWEN AND COMPANY LLC	-7.000 147.030000	1,028.99	0.00	0.00	-593.89	435.10	0.00	435.10
18 Dec 23 20 Dec 23 Settled	HYATT HOTELS CORP COM CL A COM CL A CUSIP: 448579102 / H COWEN AND COMPANY LLC / .78 OTHER CHARGES: .03 SOLD 26.00 SHARES 12-18-23 AT A PRICE OF \$129.338300 LESS BROKER COMMISSION OF \$.78 AND OTHER CHARGES OF \$.03 COWEN AND COMPANY LLC	-26.000 129.338300	3,361.99	0.00	0.00	-2,034.09	1,327.90	0.00	1,327.90

Portfolio Statement

1 DEC 23 - 31 DEC 23

Account number XXXXXXXXXX
Account Name *UFCW TRI-STATE - EMERALD -SL

Page 74 of 139

Investment Transaction Detail

Trade Date Settle Date Trade Status	Security Description	Shares/PAR Price	Principal	Transaction Amount Accrued Interest	Adjustment Amt	Cost	Realized Gain/Loss			
	Asset ID / Ticker Broker / Commission Narrative						Market	Translation	Total	
Sales										
Equities										
18 Dec 23 20 Dec 23 Settled	INTEGER HLDGS CORP COM CUSIP: 45826H109 / ITGR COWEN AND COMPANY LLC / 1.92 OTHER CHARGES: .05 SOLD 64.00 SHARES 12-18-23 AT A PRICE OF \$96.803600 LESS BROKER COMMISSION OF \$1.92 AND OTHER CHARGES OF \$.05 COWEN AND COMPANY LLC	-64.000 96.803600	6,193.46	0.00	0.00	-4,617.57	1,575.89	0.00	1,575.89	
14 Dec 23 18 Dec 23 Settled	INTRA-CELLULAR THERAPIES INC COM CUSIP: 46116X101 / ITCI LOOP CAPITAL MARKETS LLC / 1.44 OTHER CHARGES: .03 SOLD 48.00 SHARES 12-14-23 AT A PRICE OF \$65.465500 LESS BROKER COMMISSION OF \$1.44 AND OTHER CHARGES OF \$.03 LOOP CAPITAL MARKETS LLC	-48.000 65.465500	3,140.87	0.00	0.00	-2,903.29	237.58	0.00	237.58	
4 Dec 23 6 Dec 23 Settled	IPG PHOTONICS CORP COM CUSIP: 44980X109 / IPGP RBC CAPITAL MARKETS, LLC / .14 OTHER CHARGES: .01 SOLD 7.00 SHARES 12-04-23 AT A PRICE OF \$98.129700 LESS BROKER COMMISSION OF \$.14 AND OTHER CHARGES OF \$.01 RBC CAPITAL MARKETS, LLC	-7.000 98.129700	686.76	0.00	0.00	-862.54	-175.78	0.00	-175.78	
18 Dec 23 20 Dec 23 Settled	IPG PHOTONICS CORP COM CUSIP: 44980X109 / IPGP COWEN AND COMPANY LLC / .33 OTHER CHARGES: .01 SOLD 11.00 SHARES 12-18-23 AT A PRICE OF \$107.001400 LESS BROKER COMMISSION OF \$.33 AND OTHER CHARGES OF \$.01 COWEN AND COMPANY LLC	-11.000 107.001400	1,176.68	0.00	0.00	-1,355.43	-178.75	0.00	-178.75	

Portfolio Statement

1 DEC 23 - 31 DEC 23

Account number XXXXXXXXXX
Account Name *UFCW TRI-STATE - EMERALD -SL

Investment Transaction Detail

Page 75 of 139

Trade Date Settle Date Trade Status	Security Description	Shares/PAR Price	Principal	Transaction Amount Accrued Interest	Adjustment Amt	Cost	Realized Gain/Loss		Total
	Asset ID / Ticker Broker / Commission Narrative						Market	Translation	
Sales									
Equities									
18 Dec 23 20 Dec 23 Settled	KEYSIGHT TECHNOLOGIES INC COM CUSIP: 49338L103 / KEYS COWEN AND COMPANY LLC / .69 OTHER CHARGES: .03 SOLD 23.00 SHARES 12-18-23 AT A PRICE OF \$158.542600 LESS BROKER COMMISSION OF \$.69 AND OTHER CHARGES OF \$.03 COWEN AND COMPANY LLC	-23.000 158.542600	3,645.76	0.00	0.00	-2,410.66	1,235.10	0.00	1,235.10
18 Dec 23 20 Dec 23 Settled	KINSALE CAP GROUP INC COM CUSIP: 49714P108 / KNSL COWEN AND COMPANY LLC / .18 OTHER CHARGES: .02 SOLD 6.00 SHARES 12-18-23 AT A PRICE OF \$337.840000 LESS BROKER COMMISSION OF \$.18 AND OTHER CHARGES OF \$.02 COWEN AND COMPANY LLC	-6.000 337.840000	2,026.84	0.00	0.00	-2,141.10	-114.26	0.00	-114.26
18 Dec 23 20 Dec 23 Settled	LANTHEUS HLDGS INC COM CUSIP: 516544103 / LNTH COWEN AND COMPANY LLC / .78 OTHER CHARGES: .02 SOLD 26.00 SHARES 12-18-23 AT A PRICE OF \$60.604000 LESS BROKER COMMISSION OF \$.78 AND OTHER CHARGES OF \$.02 COWEN AND COMPANY LLC	-26.000 60.604000	1,574.90	0.00	0.00	-1,819.54	-244.64	0.00	-244.64
18 Dec 23 20 Dec 23 Settled	LATTICE SEMICONDUCTOR CORP COM CUSIP: 518415104 / LSCC COWEN AND COMPANY LLC / .51 OTHER CHARGES: .01 SOLD 17.00 SHARES 12-18-23 AT A PRICE OF \$68.562100 LESS BROKER COMMISSION OF \$.51 AND OTHER CHARGES OF \$.01 COWEN AND COMPANY LLC	-17.000 68.562100	1,165.04	0.00	0.00	-1,368.68	-203.64	0.00	-203.64

Portfolio Statement

1 DEC 23 - 31 DEC 23

Account number XXXXXXXXXX
Account Name *UFCW TRI-STATE - EMERALD -SL

◆ Investment Transaction Detail

Page 76 of 139

Trade Date Settle Date Trade Status	Security Description	Shares/PAR Price	Principal	Transaction Amount Accrued Interest	Adjustment Amt	Cost	Realized Gain/Loss		Total
	Asset ID / Ticker Broker / Commission Narrative						Market	Translation	
Sales									
Equities									
1 Dec 23 5 Dec 23 Settled	LIVANOVA PLC ORD GBP1.00 (DI) CUSIP: G5509L101 / LIVN RBC CAPITAL MARKETS, LLC / .92 OTHER CHARGES: .02 SOLD 46.00 SHARES 12-01-23 AT A PRICE OF \$45.374400 LESS BROKER COMMISSION OF \$.92 AND OTHER CHARGES OF \$.02 RBC CAPITAL MARKETS, LLC	-46.000 45.374400	2,086.28	0.00	0.00	-2,157.20	-70.92	0.00	-70.92
1 Dec 23 5 Dec 23 Settled	LIVANOVA PLC ORD GBP1.00 (DI) CUSIP: G5509L101 / LIVN JEFFERIES LLC / 2.10 OTHER CHARGES: .03 SOLD 75.00 SHARES 12-01-23 AT A PRICE OF \$45.591700 LESS BROKER COMMISSION OF \$2.10 AND OTHER CHARGES OF \$.03 JEFFERIES LLC	-75.000 45.591700	3,417.25	0.00	0.00	-3,517.17	-99.92	0.00	-99.92
18 Dec 23 20 Dec 23 Settled	LPL FINL HLDGS INC COM CUSIP: 50212V100 / LPLA COWEN AND COMPANY LLC / .51 OTHER CHARGES: .03 SOLD 17.00 SHARES 12-18-23 AT A PRICE OF \$215.940000 LESS BROKER COMMISSION OF \$.51 AND OTHER CHARGES OF \$.03 COWEN AND COMPANY LLC	-17.000 215.940000	3,670.44	0.00	0.00	-3,866.99	-196.55	0.00	-196.55
7 Dec 23 11 Dec 23 Settled	LULULEMON ATHLETICA INC COM CUSIP: 550021109 / LULU GOLDMAN, SACHS & CO. / 2.07 OTHER CHARGES: .28 SOLD 74.00 SHARES 12-07-23 AT A PRICE OF \$466.065600 LESS BROKER COMMISSION OF \$2.07 AND OTHER CHARGES OF \$.28 GOLDMAN, SACHS & CO.	-74.000 466.065600	34,486.50	0.00	0.00	-17,195.08	17,291.42	0.00	17,291.42

Portfolio Statement

1 DEC 23 - 31 DEC 23

Account number XXXXXXXXXX
Account Name *UFCW TRI-STATE - EMERALD -SL

Investment Transaction Detail

Page 77 of 139

Trade Date Settle Date Trade Status	Security Description	Shares/PAR Price	Principal	Transaction Amount Accrued Interest	Adjustment Amt	Cost	Realized Gain/Loss		Total
	Asset ID / Ticker Broker / Commission Narrative						Market	Translation	
Sales									
Equities									
7 Dec 23 11 Dec 23 Settled	LULULEMON ATHLETICA INC COM CUSIP: 550021109 / LULU STIFEL, NICOLAUS & COMPANY, INCORPORATED/ 1.11 OTHER CHARGES: .14 SOLD 37.00 SHARES 12-07-23 AT A PRICE OF \$463.110200 LESS BROKER COMMISSION OF \$1.11 AND OTHER CHARGES OF \$.14 STIFEL, NICOLAUS & COMPANY,	-37.000 463.110200	17,133.83	0.00	0.00	-8,597.54	8,536.29	0.00	8,536.29
18 Dec 23 20 Dec 23 Settled	LULULEMON ATHLETICA INC COM CUSIP: 550021109 / LULU COWEN AND COMPANY LLC / .21 OTHER CHARGES: .03 SOLD 7.00 SHARES 12-18-23 AT A PRICE OF \$489.610000 LESS BROKER COMMISSION OF \$.21 AND OTHER CHARGES OF \$.03 COWEN AND COMPANY LLC	-7.000 489.610000	3,427.03	0.00	0.00	-1,626.56	1,800.47	0.00	1,800.47
18 Dec 23 20 Dec 23 Settled	L3HARRIS TECHNOLOGIES INC COM CUSIP: 502431109 / LHX COWEN AND COMPANY LLC / .60 OTHER CHARGES: .04 SOLD 20.00 SHARES 12-18-23 AT A PRICE OF \$208.860000 LESS BROKER COMMISSION OF \$.60 AND OTHER CHARGES OF \$.04 COWEN AND COMPANY LLC	-20.000 208.860000	4,176.56	0.00	0.00	-4,057.50	119.06	0.00	119.06
18 Dec 23 20 Dec 23 Settled	MADRIGAL PHARMACEUTICALS INC COM CUSIP: 558868105 / MDGL COWEN AND COMPANY LLC / .24 OTHER CHARGES: .02 SOLD 8.00 SHARES 12-18-23 AT A PRICE OF \$230.032300 LESS BROKER COMMISSION OF \$.24 AND OTHER CHARGES OF \$.02 COWEN AND COMPANY LLC	-8.000 230.032300	1,840.00	0.00	0.00	-1,819.48	20.52	0.00	20.52

Portfolio Statement

1 DEC 23 - 31 DEC 23

Account number XXXXXXXXXX
Account Name *UFCW TRI-STATE - EMERALD -SL

Page 78 of 139

Investment Transaction Detail

Trade Date Settle Date Trade Status	Security Description Asset ID / Ticker Broker / Commission Narrative	Shares/PAR Price	Principal	Transaction Amount Accrued Interest	Adjustment Amt	Cost	Realized Gain/Loss		Total
							Market	Translation	
Sales									
Equities									
8 Dec 23 12 Dec 23 Settled	MANNKIND CORP COM USD0.01(POST REV SPLIT) CUSIP: 56400P706 / MNKD COWEN AND COMPANY LLC / 38.46 OTHER CHARGES: .04 SOLD 1,282.00 SHARES 12-08-23 AT A PRICE OF \$3.631500 LESS BROKER COMMISSION OF \$38.46 AND OTHER CHARGES OF \$.04 COWEN AND COMPANY LLC	-1,282.000 3.631500	4,617.08	0.00	0.00	-5,611.45	-994.37	0.00	-994.37
11 Dec 23 13 Dec 23 Settled	MANNKIND CORP COM USD0.01(POST REV SPLIT) CUSIP: 56400P706 / MNKD COWEN AND COMPANY LLC / 27.15 OTHER CHARGES: .03 SOLD 905.00 SHARES 12-11-23 AT A PRICE OF \$3.532700 LESS BROKER COMMISSION OF \$27.15 AND OTHER CHARGES OF \$.03 COWEN AND COMPANY LLC	-905.000 3.532700	3,169.91	0.00	0.00	-3,961.28	-791.37	0.00	-791.37
21 Dec 23 26 Dec 23 Settled	MANNKIND CORP COM USD0.01(POST REV SPLIT) CUSIP: 56400P706 / MNKD COWEN AND COMPANY LLC / 12.36 OTHER CHARGES: .02 SOLD 412.00 SHARES 12-21-23 AT A PRICE OF \$3.429600 LESS BROKER COMMISSION OF \$12.36 AND OTHER CHARGES OF \$.02 COWEN AND COMPANY LLC	-412.000 3.429600	1,400.62	0.00	0.00	-1,803.37	-402.75	0.00	-402.75
18 Dec 23 20 Dec 23 Settled	MASTEC INC COM CUSIP: 576323109 / MTZ COWEN AND COMPANY LLC / 1.53 OTHER CHARGES: .03 SOLD 51.00 SHARES 12-18-23 AT A PRICE OF \$72.700000 LESS BROKER COMMISSION OF \$1.53 AND OTHER CHARGES OF \$.03 COWEN AND COMPANY LLC	-51.000 72.700000	3,706.14	0.00	0.00	-4,064.52	-358.38	0.00	-358.38

Portfolio Statement

1 DEC 23 - 31 DEC 23

Account number XXXXXXXXXX
Account Name *UFCW TRI-STATE - EMERALD -SL

◆ Investment Transaction Detail

Page 79 of 139

Trade Date Settle Date Trade Status	Security Description Asset ID / Ticker	Shares/PAR Price	Principal	Transaction Amount Accrued Interest	Adjustment Amt	Cost	Realized Gain/Loss		Total
	Broker / Commission						Market	Translation	
Sales									
Equities									
18 Dec 23 20 Dec 23 Settled	MATCH GROUP INC NEW COM CUSIP: 57667L107 / MTCH COWEN AND COMPANY LLC / 3.15 OTHER CHARGES: .03 SOLD 105.00 SHARES 12-18-23 AT A PRICE OF \$33.931000 LESS BROKER COMMISSION OF \$3.15 AND OTHER CHARGES OF \$.03 COWEN AND COMPANY LLC	-105.000 33.931000	3,559.58	0.00	0.00	-8,860.86	-5,301.28	0.00	-5,301.28
18 Dec 23 20 Dec 23 Settled	METTLER-TOLEDO INTL INC COM CUSIP: 592688105 / MTD COWEN AND COMPANY LLC / .09 OTHER CHARGES: .03 SOLD 3.00 SHARES 12-18-23 AT A PRICE OF \$1,192.458900 LESS BROKER COMMISSION OF \$.09 AND OTHER CHARGES OF \$.03 COWEN AND COMPANY LLC	-3.000 1,192.458900	3,577.26	0.00	0.00	-3,649.67	-72.41	0.00	-72.41
11 Dec 23 13 Dec 23 Settled	MODEL N INC COM USD0.00015 CUSIP: 607525102 / MODN SUNTRUST CAPITAL MARKETS INC. / 2.49 OTHER CHARGES: .02 SOLD 83.00 SHARES 12-11-23 AT A PRICE OF \$22.308200 LESS BROKER COMMISSION OF \$2.49 AND OTHER CHARGES OF \$.02 SUNTRUST CAPITAL MARKETS INC.	-83.000 22.308200	1,849.07	0.00	0.00	-1,416.96	432.11	0.00	432.11
12 Dec 23 14 Dec 23 Settled	MODEL N INC COM USD0.00015 CUSIP: 607525102 / MODN SUNTRUST CAPITAL MARKETS INC. / 5.37 OTHER CHARGES: .04 SOLD 179.00 SHARES 12-12-23 AT A PRICE OF \$22.383200 LESS BROKER COMMISSION OF \$5.37 AND OTHER CHARGES OF \$.04 SUNTRUST CAPITAL MARKETS INC.	-179.000 22.383200	4,001.18	0.00	0.00	-3,055.85	945.33	0.00	945.33

Portfolio Statement

1 DEC 23 - 31 DEC 23

Account number XXXXXXXXXX
Account Name *UFCW TRI-STATE - EMERALD -SL

Investment Transaction Detail

Page 80 of 139

Trade Date Settle Date Trade Status	Security Description	Shares/PAR Price	Principal	Transaction Amount Accrued Interest	Adjustment Amt	Cost	Realized Gain/Loss		Total
	Asset ID / Ticker Broker / Commission Narrative						Market	Translation	
Sales									
Equities									
13 Dec 23 15 Dec 23 Settled	MODEL N INC COM USD0.00015 CUSIP: 607525102 / MODN SUNTRUST CAPITAL MARKETS INC. / 3.45 OTHER CHARGES: .03 SOLD 115.00 SHARES 12-13-23 AT A PRICE OF \$22.446500 LESS BROKER COMMISSION OF \$3.45 AND OTHER CHARGES OF \$.03 SUNTRUST CAPITAL MARKETS INC.	-115.000 22.446500	2,577.87	0.00	0.00	-1,963.25	614.62	0.00	614.62
14 Dec 23 18 Dec 23 Settled	MODEL N INC COM USD0.00015 CUSIP: 607525102 / MODN LOOP CAPITAL MARKETS LLC / 3.78 OTHER CHARGES: .03 SOLD 126.00 SHARES 12-14-23 AT A PRICE OF \$24.012400 LESS BROKER COMMISSION OF \$3.78 AND OTHER CHARGES OF \$.03 LOOP CAPITAL MARKETS LLC	-126.000 24.012400	3,021.75	0.00	0.00	-2,151.04	870.71	0.00	870.71
18 Dec 23 20 Dec 23 Settled	MODERNA INC COM CUSIP: 60770K107 / MRNA COWEN AND COMPANY LLC / .81 OTHER CHARGES: .02 SOLD 27.00 SHARES 12-18-23 AT A PRICE OF \$85.770000 LESS BROKER COMMISSION OF \$.81 AND OTHER CHARGES OF \$.02 COWEN AND COMPANY LLC	-27.000 85.770000	2,314.96	0.00	0.00	-2,750.21	-435.25	0.00	-435.25
18 Dec 23 20 Dec 23 Settled	MONOLITHIC PWR SYS INC COM CUSIP: 609839105 / MPWR COWEN AND COMPANY LLC / .12 OTHER CHARGES: .03 SOLD 4.00 SHARES 12-18-23 AT A PRICE OF \$633.500000 LESS BROKER COMMISSION OF \$.12 AND OTHER CHARGES OF \$.03 COWEN AND COMPANY LLC	-4.000 633.500000	2,533.85	0.00	0.00	-1,357.30	1,176.55	0.00	1,176.55

Portfolio Statement

1 DEC 23 - 31 DEC 23

Account number XXXXXXXXXX
Account Name *UFCW TRI-STATE - EMERALD -SL

Investment Transaction Detail

Page 81 of 139

Trade Date Settle Date Trade Status	Security Description	Shares/PAR Price	Principal	Transaction Amount Accrued Interest	Adjustment Amt	Cost	Realized Gain/Loss		Total
	Asset ID / Ticker Broker / Commission Narrative						Market	Translation	
Sales									
Equities									
4 Dec 23 6 Dec 23 Settled	MONTROSE ENVIRONMENTAL GROUP INC COM CUSIP: 6151111101 / MEG RBC CAPITAL MARKETS, LLC / .56 OTHER CHARGES: .01 SOLD 28.00 SHARES 12-04-23 AT A PRICE OF \$32.248500 LESS BROKER COMMISSION OF \$.56 AND OTHER CHARGES OF \$.01 RBC CAPITAL MARKETS, LLC	-28.000 32.248500	902.39	0.00	0.00	-808.02	94.37	0.00	94.37
5 Dec 23 7 Dec 23 Settled	MONTROSE ENVIRONMENTAL GROUP INC COM CUSIP: 6151111101 / MEG RBC CAPITAL MARKETS, LLC / .36 OTHER CHARGES: .01 SOLD 18.00 SHARES 12-05-23 AT A PRICE OF \$31.187300 LESS BROKER COMMISSION OF \$.36 AND OTHER CHARGES OF \$.01 RBC CAPITAL MARKETS, LLC	-18.000 31.187300	561.00	0.00	0.00	-519.44	41.56	0.00	41.56
6 Dec 23 8 Dec 23 Settled	MONTROSE ENVIRONMENTAL GROUP INC COM CUSIP: 6151111101 / MEG MORGAN STANLEY & CO. LLC / .34 OTHER CHARGES: .01 SOLD 34.00 SHARES 12-06-23 AT A PRICE OF \$31.524800 LESS BROKER COMMISSION OF \$.34 AND OTHER CHARGES OF \$.01 MORGAN STANLEY & CO. LLC	-34.000 31.524800	1,071.49	0.00	0.00	-981.17	90.32	0.00	90.32
18 Dec 23 20 Dec 23 Settled	MP MATERIALS CORP COM USD0.0001 CL A CUSIP: 553368101 / MP COWEN AND COMPANY LLC / 7.20 OTHER CHARGES: .04 SOLD 240.00 SHARES 12-18-23 AT A PRICE OF \$18.140400 LESS BROKER COMMISSION OF \$.720 AND OTHER CHARGES OF \$.04 COWEN AND COMPANY LLC	-240.000 18.140400	4,346.46	0.00	0.00	-5,570.20	-1,223.74	0.00	-1,223.74

Portfolio Statement

1 DEC 23 - 31 DEC 23

Account number XXXXXXXXXX
Account Name *UFCW TRI-STATE - EMERALD -SL

Investment Transaction Detail

Page 82 of 139

Trade Date Settle Date Trade Status	Security Description	Shares/PAR Price	Principal	Transaction Amount Accrued Interest	Adjustment Amt	Cost	Realized Gain/Loss		Total
	Asset ID / Ticker Broker / Commission Narrative						Market	Translation	
Sales									
Equities									
18 Dec 23 20 Dec 23 Settled	MSCI INC COM USD0.01 CUSIP: 55354G100 / MSCI COWEN AND COMPANY LLC / .18 OTHER CHARGES: .03 SOLD 6.00 SHARES 12-18-23 AT A PRICE OF \$531.384900 LESS BROKER COMMISSION OF \$.18 AND OTHER CHARGES OF \$.03 COWEN AND COMPANY LLC	-6.000 531.384900	3,188.10	0.00	0.00	-3,317.13	-129.03	0.00	-129.03
18 Dec 23 20 Dec 23 Settled	NEW FORTRESS INC CL A SHS REPSTG LTD LIABILITY CUSIP: 644393100 / NFE COWEN AND COMPANY LLC / 3.21 OTHER CHARGES: .04 SOLD 107.00 SHARES 12-18-23 AT A PRICE OF \$38.100000 LESS BROKER COMMISSION OF \$3.21 AND OTHER CHARGES OF \$.04 COWEN AND COMPANY LLC	-107.000 38.100000	4,073.45	0.00	0.00	-4,248.45	-175.00	0.00	-175.00
18 Dec 23 20 Dec 23 Settled	PALANTIR TECHNOLOGIES INC CL A CL A CUSIP: 69608A108 / PLTR COWEN AND COMPANY LLC / 3.21 OTHER CHARGES: .02 SOLD 107.00 SHARES 12-18-23 AT A PRICE OF \$18.290100 LESS BROKER COMMISSION OF \$3.21 AND OTHER CHARGES OF \$.02 COWEN AND COMPANY LLC	-107.000 18.290100	1,953.81	0.00	0.00	-1,943.75	10.06	0.00	10.06
15 Dec 23 19 Dec 23 Settled	PALO ALTO NETWORKS INC COM USD0.0001 CUSIP: 697435105 / PANW GOLDMAN, SACHS & CO. / 3.58 OTHER CHARGES: .32 SOLD 128.00 SHARES 12-15-23 AT A PRICE OF \$305.190300 LESS BROKER COMMISSION OF \$3.58 AND OTHER CHARGES OF \$.32 GOLDMAN, SACHS & CO.	-128.000 305.190300	39,060.46	0.00	0.00	-15,538.47	23,521.99	0.00	23,521.99

Portfolio Statement

1 DEC 23 - 31 DEC 23

Account number XXXXXXXXXX
Account Name *UFCW TRI-STATE - EMERALD -SL

◆ Investment Transaction Detail

Page 83 of 139

Trade Date	Security Description						Realized Gain/Loss		
Settle Date	Asset ID / Ticker	Shares/PAR	Principal	Transaction Amount	Adjustment Amt	Cost	Market	Translation	Total
Trade Status	Broker / Commission Narrative	Price		Accrued Interest					

Sales

Equities

18 Dec 23	PALO ALTO NETWORKS INC COM USD0.0001	-4.000	1,224.35	0.00	0.00	-485.58	738.77	0.00	738.77
20 Dec 23	CUSIP: 697435105 / PANW								
Settled	COWEN AND COMPANY LLC / .12	306.120000							
	OTHER CHARGES: .01								
	SOLD 4.00 SHARES 12-18-23 AT A								
	PRICE OF \$306.120000 LESS								
	BROKER COMMISSION OF \$.12 AND								
	OTHER CHARGES OF \$.01 COWEN								
	AND COMPANY LLC								
18 Dec 23	PINTEREST INC CL A CL A	-96.000	3,598.05	0.00	0.00	-2,767.45	830.60	0.00	830.60
20 Dec 23	CUSIP: 72352L106 / PINS								
Settled	COWEN AND COMPANY LLC / 2.88	37.510000							
	OTHER CHARGES: .03								
	SOLD 96.00 SHARES 12-18-23 AT								
	A PRICE OF \$37.510000 LESS								
	BROKER COMMISSION OF \$2.88 AND								
	OTHER CHARGES OF \$.03 COWEN								
	AND COMPANY LLC								
18 Dec 23	POOL CORP COM STK	-4.000	1,565.62	0.00	0.00	-1,398.57	167.05	0.00	167.05
20 Dec 23	CUSIP: 73278L105 / POOL								
Settled	COWEN AND COMPANY LLC / .12	391.440000							
	OTHER CHARGES: .02								
	SOLD 4.00 SHARES 12-18-23 AT A								
	PRICE OF \$391.440000 LESS								
	BROKER COMMISSION OF \$.12 AND								
	OTHER CHARGES OF \$.02 COWEN								
	AND COMPANY LLC								
8 Dec 23	PURE STORAGE INC CL A CL A	-518.000	17,034.55	0.00	0.00	-13,414.59	3,619.96	0.00	3,619.96
12 Dec 23	CUSIP: 74624M102 / PSTG								
Settled	J.P. MORGAN SECURITIES LLC / 15.54	32.915500							
	OTHER CHARGES: .14								
	SOLD 518.00 SHARES 12-08-23 AT								
	A PRICE OF \$32.915500 LESS								
	BROKER COMMISSION OF \$15.54								
	AND OTHER CHARGES OF \$.14 J.P.								
	MORGAN SECURITIES LLC								

Portfolio Statement

1 DEC 23 - 31 DEC 23

Account number XXXXXXXXXX
Account Name *UFCW TRI-STATE - EMERALD -SL

Investment Transaction Detail

Page 84 of 139

Trade Date	Security Description						Realized Gain/Loss		
Settle Date	Asset ID / Ticker								
Trade Status	Broker / Commission	Shares/PAR	Principal	Transaction Amount	Adjustment Amt	Cost	Market	Translation	Total
	Narrative	Price		Accrued Interest					

Sales

Equities

18 Dec 23	PURE STORAGE INC CL A CL A	-80.000	2,948.03	0.00	0.00	-2,071.75	876.28	0.00	876.28
20 Dec 23	CUSIP: 74624M102 / PSTG								
Settled	COWEN AND COMPANY LLC / 2.40	36.880700							
	OTHER CHARGES: .03								
	SOLD 80.00 SHARES 12-18-23 AT								
	A PRICE OF \$36.880700 LESS								
	BROKER COMMISSION OF \$2.40 AND								
	OTHER CHARGES OF \$.03 COWEN								
	AND COMPANY LLC								
19 Dec 23	PURE STORAGE INC CL A CL A	-684.000	25,187.61	0.00	0.00	-17,713.48	7,474.13	0.00	7,474.13
21 Dec 23	CUSIP: 74624M102 / PSTG								
Settled	RAYMOND JAMES & ASSOCIATES, INC. / 20.52	36.854300							
	OTHER CHARGES: .21								
	SOLD 684.00 SHARES 12-19-23 AT								
	A PRICE OF \$36.854300 LESS								
	BROKER COMMISSION OF \$20.52								
	AND OTHER CHARGES OF \$.21								
	RAYMOND JAMES & ASSOCIATES,								
5 Dec 23	REPLIMUNE GROUP INC COM	-262.000	1,714.92	0.00	0.00	-5,801.88	-4,086.96	0.00	-4,086.96
7 Dec 23	CUSIP: 76029N106 / REPL								
Settled	GOLDMAN, SACHS & CO. / 7.34	6.573600							
	OTHER CHARGES: .02								
	SOLD 262.00 SHARES 12-05-23 AT								
	A PRICE OF \$6.573600 LESS								
	BROKER COMMISSION OF \$7.34 AND								
	OTHER CHARGES OF \$.02 GOLDMAN,								
	SACHS & CO.								
12 Dec 23	REPLIMUNE GROUP INC COM	-478.000	3,521.40	0.00	0.00	-10,585.12	-7,063.72	0.00	-7,063.72
14 Dec 23	CUSIP: 76029N106 / REPL								
Settled	COWEN AND COMPANY LLC / 14.34	7.397000							
	OTHER CHARGES: .03								
	SOLD 478.00 SHARES 12-12-23 AT								
	A PRICE OF \$7.397000 LESS								
	BROKER COMMISSION OF \$14.34								
	AND OTHER CHARGES OF \$.03								
	COWEN AND COMPANY LLC								

Portfolio Statement

1 DEC 23 - 31 DEC 23

Account number XXXXXXXXXX
Account Name *UFCW TRI-STATE - EMERALD -SL

◆ Investment Transaction Detail

Page 85 of 139

Trade Date Settle Date Trade Status	Security Description	Shares/PAR Price	Principal	Transaction Amount Accrued Interest	Adjustment Amt	Cost	Realized Gain/Loss		Total
	Asset ID / Ticker Broker / Commission Narrative						Market	Translation	
Sales									
Equities									
18 Dec 23 20 Dec 23 Settled	RESMED INC COM CUSIP: 761152107 / RMD COWEN AND COMPANY LLC / .81 OTHER CHARGES: .04 SOLD 27.00 SHARES 12-18-23 AT A PRICE OF \$168.466700 LESS BROKER COMMISSION OF \$.81 AND OTHER CHARGES OF \$.04 COWEN AND COMPANY LLC	-27.000 168.466700	4,547.75	0.00	0.00	-5,394.21	-846.46	0.00	-846.46
18 Dec 23 20 Dec 23 Settled	ROCKWELL AUTOMATION CUSIP: 773903109 / ROK COWEN AND COMPANY LLC / .12 OTHER CHARGES: .01 SOLD 4.00 SHARES 12-18-23 AT A PRICE OF \$305.150000 LESS BROKER COMMISSION OF \$.12 AND OTHER CHARGES OF \$.01 COWEN AND COMPANY LLC	-4.000 305.150000	1,220.47	0.00	0.00	-1,284.40	-63.93	0.00	-63.93
18 Dec 23 20 Dec 23 Settled	S&P GLOBAL INC COM CUSIP: 78409V104 / SPGI COWEN AND COMPANY LLC / .18 OTHER CHARGES: .03 SOLD 6.00 SHARES 12-18-23 AT A PRICE OF \$439.220000 LESS BROKER COMMISSION OF \$.18 AND OTHER CHARGES OF \$.03 COWEN AND COMPANY LLC	-6.000 439.220000	2,635.11	0.00	0.00	-543.51	2,091.60	0.00	2,091.60
18 Dec 23 20 Dec 23 Settled	SHIFT4 PMTS INC CL A CL A CUSIP: 82452J109 / FOUR COWEN AND COMPANY LLC / 1.71 OTHER CHARGES: .04 SOLD 57.00 SHARES 12-18-23 AT A PRICE OF \$73.110000 LESS BROKER COMMISSION OF \$1.71 AND OTHER CHARGES OF \$.04 COWEN AND COMPANY LLC	-57.000 73.110000	4,165.52	0.00	0.00	-3,529.13	636.39	0.00	636.39

Portfolio Statement

1 DEC 23 - 31 DEC 23

Account number XXXXXXXXXX
Account Name *UFCW TRI-STATE - EMERALD -SL

Investment Transaction Detail

Page 86 of 139

Trade Date Settle Date Trade Status	Security Description	Shares/PAR Price	Principal	Transaction Amount Accrued Interest	Adjustment Amt	Cost	Realized Gain/Loss		Total
	Asset ID / Ticker Broker / Commission Narrative						Market	Translation	
Sales									
Equities									
13 Dec 23 15 Dec 23 Settled	SIMPLY GOOD FOODS CO COM CUSIP: 82900L102 / SMPL RBC CAPITAL MARKETS, LLC / 4.20 OTHER CHARGES: .07 SOLD 210.00 SHARES 12-13-23 AT A PRICE OF \$39.808000 LESS BROKER COMMISSION OF \$4.20 AND OTHER CHARGES OF \$.07 RBC CAPITAL MARKETS, LLC	-210.000 39.808000	8,355.41	0.00	0.00	-4,093.05	4,262.36	0.00	4,262.36
13 Dec 23 15 Dec 23 Settled	SIMPLY GOOD FOODS CO COM CUSIP: 82900L102 / SMPL RBC CAPITAL MARKETS, LLC / 1.26 OTHER CHARGES: .02 SOLD 42.00 SHARES 12-13-23 AT A PRICE OF \$40.000000 LESS BROKER COMMISSION OF \$1.26 AND OTHER CHARGES OF \$.02 RBC CAPITAL MARKETS, LLC	-42.000 40.000000	1,678.72	0.00	0.00	-818.61	860.11	0.00	860.11
20 Dec 23 22 Dec 23 Settled	SIMPLY GOOD FOODS CO COM CUSIP: 82900L102 / SMPL STURDIVANT / 1.62 OTHER CHARGES: .02 SOLD 54.00 SHARES 12-20-23 AT A PRICE OF \$39.578100 LESS BROKER COMMISSION OF \$1.62 AND OTHER CHARGES OF \$.02 STURDIVANT	-54.000 39.578100	2,135.58	0.00	0.00	-1,052.50	1,083.08	0.00	1,083.08
21 Dec 23 26 Dec 23 Settled	SIMPLY GOOD FOODS CO COM CUSIP: 82900L102 / SMPL PIPER JAFFRAY & CO / 4.38 OTHER CHARGES: .05 SOLD 146.00 SHARES 12-21-23 AT A PRICE OF \$38.794800 LESS BROKER COMMISSION OF \$4.38 AND OTHER CHARGES OF \$.05 PIPER JAFFRAY & CO	-146.000 38.794800	5,659.61	0.00	0.00	-2,845.65	2,813.96	0.00	2,813.96

Portfolio Statement

1 DEC 23 - 31 DEC 23

Account number XXXXXXXXXX
Account Name *UFCW TRI-STATE - EMERALD -SL

Investment Transaction Detail

Page 87 of 139

Trade Date	Security Description						Realized Gain/Loss		
Settle Date	Asset ID / Ticker	Shares/PAR	Principal	Transaction Amount	Adjustment Amt	Cost	Market	Translation	Total
Trade Status	Broker / Commission Narrative	Price		Accrued Interest					

Sales

Equities

18 Dec 23	STERIS PLC ORD USD0.001	-4.000	851.75	0.00	0.00	-677.27	174.48	0.00	174.48
20 Dec 23	CUSIP: G8473T100 / STE								
Settled	COWEN AND COMPANY LLC / .12	212.970000							
	OTHER CHARGES: .01								
	SOLD 4.00 SHARES 12-18-23 AT A								
	PRICE OF \$212.970000 LESS								
	BROKER COMMISSION OF \$.12 AND								
	OTHER CHARGES OF \$.01 COWEN								
	AND COMPANY LLC								
18 Dec 23	SUPER MICRO COMPUTER INC COM	-8.000	2,453.02	0.00	0.00	-1,319.60	1,133.42	0.00	1,133.42
20 Dec 23	USD0.001								
Settled	CUSIP: 86800U104 / SMC	306.660000							
	COWEN AND COMPANY LLC / .24								
	OTHER CHARGES: .02								
	SOLD 8.00 SHARES 12-18-23 AT A								
	PRICE OF \$306.660000 LESS								
	BROKER COMMISSION OF \$.24 AND								
	OTHER CHARGES OF \$.02 COWEN								
	AND COMPANY LLC								
18 Dec 23	T ROWE PRICE GROUP INC	-16.000	1,701.26	0.00	0.00	-2,028.54	-327.28	0.00	-327.28
20 Dec 23	CUSIP: 74144T108 / TROW								
Settled	COWEN AND COMPANY LLC / .48	106.360000							
	OTHER CHARGES: .02								
	SOLD 16.00 SHARES 12-18-23 AT								
	A PRICE OF \$106.360000 LESS								
	BROKER COMMISSION OF \$.48 AND								
	OTHER CHARGES OF \$.02 COWEN								
	AND COMPANY LLC								
18 Dec 23	TAKE-TWO INTERACTIVE SOFTWARE INC COM	-32.000	5,154.19	0.00	0.00	-4,698.20	455.99	0.00	455.99
20 Dec 23	STK USD0.01								
Settled	CUSIP: 874054109 / TTWO	161.100000							
	COWEN AND COMPANY LLC / .96								
	OTHER CHARGES: .05								
	SOLD 32.00 SHARES 12-18-23 AT								
	A PRICE OF \$161.100000 LESS								
	BROKER COMMISSION OF \$.96 AND								
	OTHER CHARGES OF \$.05 COWEN								
	AND COMPANY LLC								

Portfolio Statement

1 DEC 23 - 31 DEC 23

Account number XXXXXXXXXX
Account Name *UFCW TRI-STATE - EMERALD -SL

Investment Transaction Detail

Page 88 of 139

Trade Date Settle Date Trade Status	Security Description	Shares/PAR Price	Principal	Transaction Amount Accrued Interest	Adjustment Amt	Cost	Realized Gain/Loss		Total
	Asset ID / Ticker Broker / Commission Narrative						Market	Translation	
Sales									
Equities									
18 Dec 23 20 Dec 23 Settled	TARGA RES CORP COM CUSIP: 87612G101 / TRGP COWEN AND COMPANY LLC / .42 OTHER CHARGES: .01 SOLD 14.00 SHARES 12-18-23 AT A PRICE OF \$86.870000 LESS BROKER COMMISSION OF \$.42 AND OTHER CHARGES OF \$.01 COWEN AND COMPANY LLC	-14.000 86.870000	1,215.75	0.00	0.00	-1,009.93	205.82	0.00	205.82
18 Dec 23 20 Dec 23 Settled	TECHNIPFMC PLC COM USD1 CUSIP: G87110105 / FTI COWEN AND COMPANY LLC / 3.60 OTHER CHARGES: .02 SOLD 120.00 SHARES 12-18-23 AT A PRICE OF \$20.510000 LESS BROKER COMMISSION OF \$3.60 AND OTHER CHARGES OF \$.02 COWEN AND COMPANY LLC	-120.000 20.510000	2,457.58	0.00	0.00	-1,572.16	885.42	0.00	885.42
18 Dec 23 20 Dec 23 Settled	TENABLE HLDGS INC COM CUSIP: 88025T102 / TENB COWEN AND COMPANY LLC / 2.25 OTHER CHARGES: .03 SOLD 75.00 SHARES 12-18-23 AT A PRICE OF \$44.446400 LESS BROKER COMMISSION OF \$2.25 AND OTHER CHARGES OF \$.03 COWEN AND COMPANY LLC	-75.000 44.446400	3,331.20	0.00	0.00	-2,946.61	384.59	0.00	384.59
18 Dec 23 20 Dec 23 Settled	TERADYNE INC COM CUSIP: 880770102 / TER COWEN AND COMPANY LLC / .48 OTHER CHARGES: .02 SOLD 16.00 SHARES 12-18-23 AT A PRICE OF \$105.420000 LESS BROKER COMMISSION OF \$.48 AND OTHER CHARGES OF \$.02 COWEN AND COMPANY LLC	-16.000 105.420000	1,686.22	0.00	0.00	-1,449.10	237.12	0.00	237.12

Portfolio Statement

1 DEC 23 - 31 DEC 23

Account number XXXXXXXXXX
Account Name *UFCW TRI-STATE - EMERALD -SL

◆ Investment Transaction Detail

Page 89 of 139

Trade Date Settle Date Trade Status	Security Description	Shares/PAR Price	Principal	Transaction Amount Accrued Interest	Adjustment Amt	Cost	Realized Gain/Loss		Total
	Asset ID / Ticker Broker / Commission Narrative						Market	Translation	
Sales									
Equities									
18 Dec 23 20 Dec 23 Settled	THE TRADE DESK INC COM CL A COM CL A CUSIP: 88339J105 / TTD COWEN AND COMPANY LLC / 1.14 OTHER CHARGES: .03 SOLD 38.00 SHARES 12-18-23 AT A PRICE OF \$75.680000 LESS BROKER COMMISSION OF \$1.14 AND OTHER CHARGES OF \$.03 COWEN AND COMPANY LLC	-38.000 75.680000	2,874.67	0.00	0.00	-3,441.60	-566.93	0.00	-566.93
18 Dec 23 20 Dec 23 Settled	TREX CO INC COM CUSIP: 89531P105 / TREX COWEN AND COMPANY LLC / 1.59 OTHER CHARGES: .04 SOLD 53.00 SHARES 12-18-23 AT A PRICE OF \$80.180000 LESS BROKER COMMISSION OF \$1.59 AND OTHER CHARGES OF \$.04 COWEN AND COMPANY LLC	-53.000 80.180000	4,247.91	0.00	0.00	-3,945.45	302.46	0.00	302.46
18 Dec 23 20 Dec 23 Settled	TRIMBLE INC COM TRIMBLE INC CUSIP: 896239100 / TRMB COWEN AND COMPANY LLC / .63 OTHER CHARGES: .01 SOLD 21.00 SHARES 12-18-23 AT A PRICE OF \$51.890000 LESS BROKER COMMISSION OF \$.63 AND OTHER CHARGES OF \$.01 COWEN AND COMPANY LLC	-21.000 51.890000	1,089.05	0.00	0.00	-1,120.07	-31.02	0.00	-31.02
1 Dec 23 5 Dec 23 Settled	TRINET GROUP INC COM USD0.000025 CUSIP: 896288107 / TNET STURDIVANT / .99 OTHER CHARGES: .04 SOLD 33.00 SHARES 12-01-23 AT A PRICE OF \$117.760200 LESS BROKER COMMISSION OF \$.99 AND OTHER CHARGES OF \$.04 STURDIVANT	-33.000 117.760200	3,885.06	0.00	0.00	-2,242.46	1,642.60	0.00	1,642.60

Portfolio Statement

1 DEC 23 - 31 DEC 23

Account number XXXXXXXXXX
Account Name *UFCW TRI-STATE - EMERALD -SL

Investment Transaction Detail

Page 90 of 139

Trade Date	Security Description						Realized Gain/Loss		
Settle Date	Asset ID / Ticker								
Trade Status	Broker / Commission	Shares/PAR	Principal	Transaction Amount	Adjustment Amt	Cost	Market	Translation	Total
	Narrative	Price		Accrued Interest					

Sales

Equities

4 Dec 23	TRINET GROUP INC COM USD0.000025	-30.000	3,545.47	0.00	0.00	-2,038.60	1,506.87	0.00	1,506.87
6 Dec 23	CUSIP: 896288107 / TNET								
Settled	RBC CAPITAL MARKETS, LLC / .60	118.203200							
	OTHER CHARGES: .03								
	SOLD 30.00 SHARES 12-04-23 AT								
	A PRICE OF \$118.203200 LESS								
	BROKER COMMISSION OF \$.60 AND								
	OTHER CHARGES OF \$.03 RBC								
	CAPITAL MARKETS, LLC								
18 Dec 23	ULTRAGENYX PHARMACEUTICAL INC COM	-82.000	3,692.15	0.00	0.00	-4,506.60	-814.45	0.00	-814.45
20 Dec 23	CUSIP: 90400D108 / RARE								
Settled	COWEN AND COMPANY LLC / 2.46	45.056600							
	OTHER CHARGES: .03								
	SOLD 82.00 SHARES 12-18-23 AT								
	A PRICE OF \$45.056600 LESS								
	BROKER COMMISSION OF \$2.46 AND								
	OTHER CHARGES OF \$.03 COWEN								
	AND COMPANY LLC								
7 Dec 23	UNITED THERAPEUTICS CORP DEL COM STK	-109.000	26,214.82	0.00	0.00	-16,356.51	9,858.31	0.00	9,858.31
11 Dec 23	CUSIP: 91307C102 / UTHR								
Settled	GOLDMAN, SACHS & CO. / 3.05	240.532800							
	OTHER CHARGES: .21								
	SOLD 109.00 SHARES 12-07-23 AT								
	A PRICE OF \$240.532800 LESS								
	BROKER COMMISSION OF \$3.05 AND								
	OTHER CHARGES OF \$.21 GOLDMAN,								
	SACHS & CO.								
13 Dec 23	UNITED THERAPEUTICS CORP DEL COM STK	-84.000	21,187.77	0.00	0.00	-12,605.02	8,582.75	0.00	8,582.75
15 Dec 23	CUSIP: 91307C102 / UTHR								
Settled	RBC CAPITAL MARKETS, LLC / 1.68	252.257400							
	OTHER CHARGES: .17								
	SOLD 84.00 SHARES 12-13-23 AT								
	A PRICE OF \$252.257400 LESS								
	BROKER COMMISSION OF \$1.68 AND								
	OTHER CHARGES OF \$.17 RBC								
	CAPITAL MARKETS, LLC								

Portfolio Statement

1 DEC 23 - 31 DEC 23

Account number XXXXXXXXXX
Account Name *UFCW TRI-STATE - EMERALD -SL

Investment Transaction Detail

Page 91 of 139

Trade Date Settle Date Trade Status	Security Description	Shares/PAR Price	Principal	Transaction Amount Accrued Interest	Adjustment Amt	Cost	Realized Gain/Loss		Total
	Asset ID / Ticker Broker / Commission Narrative						Market	Translation	
Sales									
Equities									
18 Dec 23 20 Dec 23 Settled	UNITY SOFTWARE INC COM CUSIP: 91332U101 / U COWEN AND COMPANY LLC / 1.26 OTHER CHARGES: .02 SOLD 42.00 SHARES 12-18-23 AT A PRICE OF \$39.430000 LESS BROKER COMMISSION OF \$1.26 AND OTHER CHARGES OF \$.02 COWEN AND COMPANY LLC	-42.000 39.430000	1,654.78	0.00	0.00	-2,716.90	-1,062.12	0.00	-1,062.12
18 Dec 23 20 Dec 23 Settled	VARONIS SYS INC COM CUSIP: 922280102 / VRNS COWEN AND COMPANY LLC / 1.38 OTHER CHARGES: .02 SOLD 46.00 SHARES 12-18-23 AT A PRICE OF \$44.470000 LESS BROKER COMMISSION OF \$1.38 AND OTHER CHARGES OF \$.02 COWEN AND COMPANY LLC	-46.000 44.470000	2,044.22	0.00	0.00	-1,769.70	274.52	0.00	274.52
18 Dec 23 20 Dec 23 Settled	VEEVA SYS INC CL A COM CL A COM CUSIP: 922475108 / VEEV COWEN AND COMPANY LLC / .57 OTHER CHARGES: .03 SOLD 19.00 SHARES 12-18-23 AT A PRICE OF \$180.890000 LESS BROKER COMMISSION OF \$.57 AND OTHER CHARGES OF \$.03 COWEN AND COMPANY LLC	-19.000 180.890000	3,436.31	0.00	0.00	-2,181.50	1,254.81	0.00	1,254.81
18 Dec 23 20 Dec 23 Settled	VERISK ANALYTICS INC COM USD0.001 CUSIP: 92345Y106 / VRSK COWEN AND COMPANY LLC / .15 OTHER CHARGES: .01 SOLD 5.00 SHARES 12-18-23 AT A PRICE OF \$236.360000 LESS BROKER COMMISSION OF \$.15 AND OTHER CHARGES OF \$.01 COWEN AND COMPANY LLC	-5.000 236.360000	1,181.64	0.00	0.00	-1,159.66	21.98	0.00	21.98

Portfolio Statement

1 DEC 23 - 31 DEC 23

Account number XXXXXXXXXX
Account Name *UFCW TRI-STATE - EMERALD -SL

Investment Transaction Detail

Page 92 of 139

Trade Date Settle Date Trade Status	Security Description	Shares/PAR Price	Principal	Transaction Amount		Adjustment Amt	Cost	Realized Gain/Loss		
	Asset ID / Ticker Broker / Commission Narrative			Accrued Interest	Market			Translation	Total	
Sales										
Equities										
28 Dec 23 2 Jan 24 Pending	WEATHERFORD INTL LTD COMMON STOCK CUSIP: G48833118 / WFRD LOOP CAPITAL MARKETS LLC / .99 OTHER CHARGES: .03 SOLD 33.00 SHARES 12-28-23 AT A PRICE OF \$99.540500 LESS BROKER COMMISSION OF \$.99 AND OTHER CHARGES OF \$.03 LOOP CAPITAL MARKETS LLC	-33.000 99.540500	3,283.82	0.00	0.00	-2,892.50	391.32	0.00	391.32	
18 Dec 23 20 Dec 23 Settled	WESTERN ALLIANCE BANCORPORATION COM CUSIP: 957638109 / WAL COWEN AND COMPANY LLC / 2.16 OTHER CHARGES: .04 SOLD 72.00 SHARES 12-18-23 AT A PRICE OF \$63.650000 LESS BROKER COMMISSION OF \$2.16 AND OTHER CHARGES OF \$.04 COWEN AND COMPANY LLC	-72.000 63.650000	4,580.60	0.00	0.00	-2,360.34	2,220.26	0.00	2,220.26	
18 Dec 23 20 Dec 23 Settled	WILLSCOT MOBILE MINI HLDGS CORP COM CUSIP: 971378104 / WSC COWEN AND COMPANY LLC / 3.99 OTHER CHARGES: .05 SOLD 133.00 SHARES 12-18-23 AT A PRICE OF \$44.693100 LESS BROKER COMMISSION OF \$3.99 AND OTHER CHARGES OF \$.05 COWEN AND COMPANY LLC	-133.000 44.693100	5,940.14	0.00	0.00	-3,974.06	1,966.08	0.00	1,966.08	
7 Dec 23 11 Dec 23 Settled	XPO INC COM CUSIP: 983793100 / XPO GOLDMAN, SACHS & CO. / 8.12 OTHER CHARGES: .19 SOLD 290.00 SHARES 12-07-23 AT A PRICE OF \$79.079300 LESS BROKER COMMISSION OF \$8.12 AND OTHER CHARGES OF \$.19 GOLDMAN, SACHS & CO.	-290.000 79.079300	22,924.69	0.00	0.00	-17,931.18	4,993.51	0.00	4,993.51	

Portfolio Statement

1 DEC 23 - 31 DEC 23

Account number XXXXXXXXXX
Account Name *UFCW TRI-STATE - EMERALD -SL

Investment Transaction Detail

Page 93 of 139

Trade Date	Security Description						Realized Gain/Loss		
Settle Date	Asset ID / Ticker	Shares/PAR	Principal	Transaction Amount	Adjustment Amt	Cost	Market	Translation	Total
Trade Status	Broker / Commission Narrative	Price		Accrued Interest					

Sales

Equities

18 Dec 23	XPO INC COM	-38.000	3,255.05	0.00	0.00	-2,349.60	905.45	0.00	905.45
20 Dec 23	CUSIP: 983793100 / XPO								
Settled	COWEN AND COMPANY LLC / 1.14	85.690000							
	OTHER CHARGES: .03								
	SOLD 38.00 SHARES 12-18-23 AT								
	A PRICE OF \$85.690000 LESS								
	BROKER COMMISSION OF \$1.14 AND								
	OTHER CHARGES OF \$.03 COWEN								
	AND COMPANY LLC								
Total United States - USD			663,036.13	0.00	0.00	-545,291.15	117,744.98	0.00	117,744.98
Total common stock			672,456.56	0.00	0.00	-553,099.52	119,357.04	0.00	119,357.04
Total equities			672,456.56	0.00	0.00	-553,099.52	119,357.04	0.00	119,357.04

Cash and Cash Equivalents

Funds - short term investment

United States - USD

1 Dec 23	NT COLLECTIVE SHORT TERM INVT FD	-7,805.460	7,805.46	0.00	0.00	-7,805.46	0.00	0.00	0.00
1 Dec 23	CUSIP: 66586U452 /								
Settled		1.000000							
	Sold 7,805.460 Units								
	01-Dec-2023 at a price of 1.00								
	Net								
5 Dec 23	NT COLLECTIVE SHORT TERM INVT FD	-31,156.180	31,156.18	0.00	0.00	-31,156.18	0.00	0.00	0.00
5 Dec 23	CUSIP: 66586U452 /								
Settled		1.000000							
	Sold 31,156.180 Units								
	05-Dec-2023 at a price of 1.00								
	Net								
6 Dec 23	NT COLLECTIVE SHORT TERM INVT FD	-28,502.010	28,502.01	0.00	0.00	-28,502.01	0.00	0.00	0.00
6 Dec 23	CUSIP: 66586U452 /								
Settled		1.000000							
	Sold 28,502.010 Units								
	06-Dec-2023 at a price of 1.00								
	Net								

Portfolio Statement

1 DEC 23 - 31 DEC 23

Account number XXXXXXXXXX
Account Name *UFCW TRI-STATE - EMERALD -SL

Page 94 of 139

Investment Transaction Detail

Trade Date Settle Date Trade Status	Security Description	Shares/PAR Price	Principal	Transaction Amount Accrued Interest	Adjustment Amt	Cost	Realized Gain/Loss		Total
	Asset ID / Ticker Broker / Commission Narrative						Market	Translation	
Sales									
Cash and Cash Equivalents									
8 Dec 23 8 Dec 23 Settled	NT COLLECTIVE SHORT TERM INVT FD CUSIP: 66586U452 / Sold 5,168.290 Units 08-Dec-2023 at a price of 1.00 Net	-5,168.290 1.000000	5,168.29	0.00	0.00	-5,168.29	0.00	0.00	0.00
12 Dec 23 12 Dec 23 Settled	NT COLLECTIVE SHORT TERM INVT FD CUSIP: 66586U452 / Sold 340.980 Units 12-Dec-2023 at a price of 1.00 Net	-340.980 1.000000	340.98	0.00	0.00	-340.98	0.00	0.00	0.00
15 Dec 23 15 Dec 23 Settled	NT COLLECTIVE SHORT TERM INVT FD CUSIP: 66586U452 / Sold 5,848.770 Units 15-Dec-2023 at a price of 1.00 Net	-5,848.770 1.000000	5,848.77	0.00	0.00	-5,848.77	0.00	0.00	0.00
22 Dec 23 22 Dec 23 Settled	NT COLLECTIVE SHORT TERM INVT FD CUSIP: 66586U452 / Sold 285,998.900 Units 22-Dec-2023 at a price of 1.00 Net	-285,998.900 1.000000	285,998.90	0.00	0.00	-285,998.90	0.00	0.00	0.00
27 Dec 23 27 Dec 23 Settled	NT COLLECTIVE SHORT TERM INVT FD CUSIP: 66586U452 / Sold 3,510.060 Units 27-Dec-2023 at a price of 1.00 Net	-3,510.060 1.000000	3,510.06	0.00	0.00	-3,510.06	0.00	0.00	0.00
28 Dec 23 28 Dec 23 Settled	NT COLLECTIVE SHORT TERM INVT FD CUSIP: 66586U452 / Sold 218.180 Units 28-Dec-2023 at a price of 1.00 Net	-218.180 1.000000	218.18	0.00	0.00	-218.18	0.00	0.00	0.00

Portfolio Statement

1 DEC 23 - 31 DEC 23

Account number XXXXXXXXXX
Account Name *UFCW TRI-STATE - EMERALD -SL

◆ Investment Transaction Detail

Page 95 of 139

Trade Date Settle Date Trade Status	Security Description Asset ID / Ticker Broker / Commission Narrative	Shares/PAR Price	Principal	Transaction Amount Accrued Interest	Adjustment Amt	Cost	Realized Gain/Loss		Total
							Market	Translation	

Sales

Cash and Cash Equivalents

Total United States - USD		368,548.83	0.00	0.00	-368,548.83	0.00	0.00	0.00
Total funds - short term investment		368,548.83	0.00	0.00	-368,548.83	0.00	0.00	0.00
Total cash and cash equivalents		368,548.83	0.00	0.00	-368,548.83	0.00	0.00	0.00
Total sales	-382,056.83	1,041,005.39	0.00	0.00	-921,648.35	119,357.04	0.00	119,357.04
Total transactions		160,531.91	0.00	0.00	-41,174.87	119,357.04	0.00	119,357.04

Portfolio Statement

31 DEC 23

Account number XXXXXXXXXX
Account Name *UFCW TRI-STATE - EMERALD -SL

Page 96 of 139

◆ Pending Tran Detail w/Accrued Interest

Trade date/ Settle date	Country	Trade Status	Security description Asset Id Trade Expenses	Shares/PAR	Cost/Market Local Cost Base Cost Base Market	Accrued Interest Local Base Market	Total Local Cost Base Cost Base Market
Purchases							
United States dollar							
Equities							
Common stock							
28 Dec 23 2 Jan 24	United States	Cash pending Shares not delivered	DECIPHERA PHARMACEUTICALS INC COM CUSIP: 24344T101	30.000	- 490.59 - 490.59 - 490.59	0.00 0.00 0.00	- 490.59 - 490.59 - 490.59
Broker Commission: 0.90							
28 Dec 23 2 Jan 24	United States	Cash pending Shares not delivered	MADRIGAL PHARMACEUTICALS INC COM CUSIP: 558868105	19.000	- 4,553.25 - 4,553.25 - 4,553.25	0.00 0.00 0.00	- 4,553.25 - 4,553.25 - 4,553.25
Broker Commission: 0.57							
29 Dec 23 3 Jan 24	United States	Cash pending Shares not delivered	AXOS FINL INC COM CUSIP: 05465C100	33.000	- 1,814.76 - 1,814.76 - 1,814.76	0.00 0.00 0.00	- 1,814.76 - 1,814.76 - 1,814.76
Broker Commission: 0.99							
29 Dec 23 3 Jan 24	United States	Cash pending Shares not delivered	DECIPHERA PHARMACEUTICALS INC COM CUSIP: 24344T101	100.000	- 1,630.13 - 1,630.13 - 1,630.13	0.00 0.00 0.00	- 1,630.13 - 1,630.13 - 1,630.13
Broker Commission: 3.00							
29 Dec 23 3 Jan 24	United States	Cash pending Shares not delivered	Q2 HLDGS INC COM CUSIP: 74736L109	68.000	- 2,986.15 - 2,986.15 - 2,986.15	0.00 0.00 0.00	- 2,986.15 - 2,986.15 - 2,986.15
Broker Commission: 2.04							
Total common stock					- 11,474.88 - 11,474.88 - 11,474.88	0.00 0.00 0.00	- 11,474.88 - 11,474.88 - 11,474.88
Total equities					- 11,474.88 - 11,474.88 - 11,474.88	0.00 0.00 0.00	- 11,474.88 - 11,474.88 - 11,474.88
Total United States dollar					- 11,474.88 - 11,474.88 - 11,474.88	0.00 0.00 0.00	- 11,474.88 - 11,474.88 - 11,474.88
Total purchases					N/A - 11,474.88 - 11,474.88	N/A 0.00 0.00	N/A - 11,474.88 - 11,474.88

Portfolio Statement

31 DEC 23

Account number XXXXXXXXXX
Account Name *UFCW TRI-STATE - EMERALD -SL

Page 97 of 139

◆ Pending Tran Detail w/Accrued Interest

Opening Trade Detail with Base Interest					Cost/Market	Accrued Interest	Total
Trade date/ Settle date	Country	Trade Status	Security description Asset Id Trade Expenses	Shares/PAR	Local Proceeds Base Proceeds Base Market	Local Base Market	Local Proceeds Base Proceeds Base Market
Sales							
United States dollar							
Equities							
Common stock							
28 Dec 23 2 Jan 24	United States	Cash pending Shares not delivered	WEATHERFORD INTL LTD COMMON STOCK CUSIP: G48833118 Broker Commission: 0.99 Other Charges: 0.03	- 33.000	3,283.82 3,283.82 3,283.82	0.00 0.00 0.00	3,283.82 3,283.82 3,283.82
Total common stock					3,283.82 3,283.82 3,283.82	0.00 0.00 0.00	3,283.82 3,283.82 3,283.82
Total equities					3,283.82 3,283.82 3,283.82	0.00 0.00 0.00	3,283.82 3,283.82 3,283.82
Total United States dollar					3,283.82 3,283.82 3,283.82	0.00 0.00 0.00	3,283.82 3,283.82 3,283.82
Total sales					N/A 3,283.82 3,283.82	N/A 0.00 0.00	N/A 3,283.82 3,283.82

Portfolio Statement

1 DEC 23 - 31 DEC 23

Account number XXXXXXXXXX
Account Name *UFCW TRI-STATE - EMERALD -SL

◆ Income & Expense Summary

Page 98 of 139

Type	Receivables last period	Receivables this period	Amount received	Tax recoverable last period	Tax recoverable this period	Tax reclaims received	Accrual receipts/ deliveries	Earned income
<i>Income</i>								
Equities								
Common stock	4,699.60	2,338.71	5,536.95	0.00	0.00	0.00	0.00	3,176.06
Total equities	4,699.60	2,338.71	5,536.95	0.00	0.00	0.00	0.00	3,176.06
Cash and cash equivalents								
Funds - short term investment	1,769.75	1,352.32	1,818.01	0.00	0.00	0.00	0.00	1,400.58
Total cash and cash equivalents	1,769.75	1,352.32	1,818.01	0.00	0.00	0.00	0.00	1,400.58
Securities lending								
	0.00	0.00	796.71	0.00	0.00	0.00	0.00	796.71
Total securities lending	0.00	0.00	796.71	0.00	0.00	0.00	0.00	796.71
Total income	6,469.35	3,691.03	8,151.67	0.00	0.00	0.00	0.00	5,373.35
Type	Payables last period	Payables this period	Amount paid	Tax recoverable last period	Tax recoverable this period	Tax reclaims received	Accrual receipts/ deliveries	Expenses recognized
<i>Expense</i>								
Cash and cash equivalents								
Funds - short term investment	0.00	0.00	- 48.26	0.00	0.00	0.00	0.00	- 48.26
Total cash and cash equivalents	0.00	0.00	- 48.26	0.00	0.00	0.00	0.00	- 48.26
Expenses								
Securities lending fees	0.00	0.00	- 317.76	0.00	0.00	0.00	0.00	- 317.76
Total expenses	0.00	0.00	- 317.76	0.00	0.00	0.00	0.00	- 317.76
Total expense	0.00	0.00	- 366.02	0.00	0.00	0.00	0.00	- 366.02
Net income & expenses	6,469.35	3,691.03	7,785.65	0.00	0.00	0.00	0.00	5,007.33

Portfolio Statement

1 DEC 23 - 31 DEC 23

Account number XXXXXXXXXX
Account Name *UFCW TRI-STATE - EMERALD -SL

◆ Income & Expense Detail - Base Currency

Page 99 of 139

Description Asset ID/Dates	Rate Shares/PAR	Gross Amount	Tax Recoverable	Tax Withheld	Tax Credit	Net Amount	Transaction Type
<i>Income</i>							
Equities							
Common Stock							
United States - USD							
BRUNSWICK CORP COM	.4000 489.000	195.60	0.00	0.00	0.00	195.60	Receivable last period
CUSIP: 117043109 Ex date: 21 NOV 23 / Pay date: 15 DEC 23							
CACTUS INC CL A CL A	.1200 737.000	88.44	0.00	0.00	0.00	88.44	Receivable last period
CUSIP: 127203107 Ex date: 24 NOV 23 / Pay date: 14 DEC 23							
CARPENTER TECHNOLOGY CORP COM	.2000 980.000	196.00	0.00	0.00	0.00	196.00	Receivable last period
CUSIP: 144285103 Ex date: 23 OCT 23 / Pay date: 07 DEC 23							
CHURCHILL DOWNS INC COM	.3820 1,798.000	686.83	0.00	0.00	0.00	686.83	Receivable last period
CUSIP: 171484108 Ex date: 30 NOV 23 / Pay date: 05 JAN 24							
COGENT COMMUNICATIONS HLDGS INC	.9550 367.000	350.48	0.00	0.00	0.00	350.48	Receivable last period
CUSIP: 19239V302 Ex date: 22 NOV 23 / Pay date: 08 DEC 23							
EQT CORP COM	.1575 1,713.000	269.79	0.00	0.00	0.00	269.79	Receivable last period
CUSIP: 26884L109 Ex date: 07 NOV 23 / Pay date: 01 DEC 23							
EXCELERATE ENERGY INC CL A COM CL A COM	.0250 860.000	21.50	0.00	0.00	0.00	21.50	Receivable last period
CUSIP: 30069T101 Ex date: 27 NOV 23 / Pay date: 13 DEC 23							
FORWARD AIR CORP COM	.2400 200.000	48.00	0.00	0.00	0.00	48.00	Receivable last period
CUSIP: 349853101 Ex date: 21 NOV 23 / Pay date: 07 DEC 23							
HOULIHAN LOKEY INC CL A CL A	.5500 245.000	134.75	0.00	0.00	0.00	134.75	Receivable last period
CUSIP: 441593100 Ex date: 30 NOV 23 / Pay date: 15 DEC 23							
HYATT HOTELS CORP COM CL A COM CL A	.1500 638.000	95.70	0.00	0.00	0.00	95.70	Receivable last period
CUSIP: 448579102 Ex date: 21 NOV 23 / Pay date: 06 DEC 23							

Portfolio Statement

1 DEC 23 - 31 DEC 23

Account number XXXXXXXXXX
Account Name *UFCW TRI-STATE - EMERALD -SL

◆ Income & Expense Detail - Base Currency

Page 100 of 139

Description Asset ID/Dates	Rate Shares/PAR	Gross Amount	Tax Recoverable	Tax Withheld	Tax Credit	Net Amount	Transaction Type
<i>Income</i>							
Equities							
Common Stock							
KINSALE CAP GROUP INC COM	.1400 73.000	10.22	0.00	0.00	0.00	10.22	Receivable last period
CUSIP: 49714P108 Ex date: 28 NOV 23 / Pay date: 13 DEC 23							
L3HARRIS TECHNOLOGIES INC COM	1.1400 525.000	598.50	0.00	0.00	0.00	598.50	Receivable last period
CUSIP: 502431109 Ex date: 16 NOV 23 / Pay date: 01 DEC 23							
MATADOR RES CO COM	.2000 246.000	49.20	0.00	0.00	0.00	49.20	Receivable last period
CUSIP: 576485205 Ex date: 09 NOV 23 / Pay date: 01 DEC 23							
MOELIS & CO CL A CL A	.6000 668.000	400.80	0.00	0.00	0.00	400.80	Receivable last period
CUSIP: 60786M105 Ex date: 10 NOV 23 / Pay date: 22 DEC 23							
NAPCO SECURITY TECHNOLOGIES INC	.0800 327.000	26.16	0.00	0.00	0.00	26.16	Receivable last period
CUSIP: 630402105 Ex date: 30 NOV 23 / Pay date: 22 DEC 23							
RESMED INC COM	.4800 691.000	331.68	0.00	0.00	0.00	331.68	Receivable last period
CUSIP: 761152107 Ex date: 08 NOV 23 / Pay date: 14 DEC 23							
ROCKWELL AUTOMATION	1.2500 118.000	147.50	0.00	0.00	0.00	147.50	Receivable last period
CUSIP: 773903109 Ex date: 10 NOV 23 / Pay date: 11 DEC 23							
S&P GLOBAL INC COM	.9000 165.000	148.50	0.00	0.00	0.00	148.50	Receivable last period
CUSIP: 78409V104 Ex date: 27 NOV 23 / Pay date: 12 DEC 23							
STERIS PLC ORD USD0.001	.5200 113.000	58.76	0.00	0.00	0.00	58.76	Receivable last period
CUSIP: G8473T100 Ex date: 20 NOV 23 / Pay date: 21 DEC 23							
TECHNIPFMC PLC COM USD1	.0500 2,768.000	138.40	0.00	0.00	0.00	138.40	Receivable last period
CUSIP: G87110105 Ex date: 20 NOV 23 / Pay date: 06 DEC 23							
TERADYNE INC COM	.1100 395.000	43.45	0.00	0.00	0.00	43.45	Receivable last period
CUSIP: 880770102 Ex date: 24 NOV 23 / Pay date: 20 DEC 23							

Portfolio Statement

1 DEC 23 - 31 DEC 23

Account number XXXXXXXXXX
Account Name *UFCW TRI-STATE - EMERALD -SL

◆ Income & Expense Detail - Base Currency

Page 101 of 139

Description Asset ID/Dates	Rate Shares/PAR	Gross Amount	Tax Recoverable	Tax Withheld	Tax Credit	Net Amount	Transaction Type
<i>Income</i>							
Equities							
Common Stock							
WESTERN ALLIANCE BANCORPORATION COM CUSIP: 957638109 Ex date: 16 NOV 23 / Pay date: 01 DEC 23	.3700 1,782.000	659.34	0.00	0.00	0.00	659.34	Receivable last period
AMPHENOL CORP NEW CL A CUSIP: 032095101 Ex date: 18 DEC 23 / Pay date: 10 JAN 24	.2200 799.000	175.78	0.00	0.00	0.00	175.78	Receivable this period
CHURCHILL DOWNS INC COM CUSIP: 171484108 Ex date: 30 NOV 23 / Pay date: 05 JAN 24	.3820 1,798.000	686.83	0.00	0.00	0.00	686.83	Receivable this period
INSTALLED BLDG PRODS INC COM CUSIP: 45780R101 Ex date: 14 DEC 23 / Pay date: 31 DEC 23	.3300 76.000	25.08	0.00	0.00	0.00	25.08	Receivable this period
KULICKE & SOFFA INDS INC COM CUSIP: 501242101 Ex date: 20 DEC 23 / Pay date: 09 JAN 24	.2000 226.000	45.20	0.00	0.00	0.00	45.20	Receivable this period
MONOLITHIC PWR SYS INC COM CUSIP: 609839105 Ex date: 28 DEC 23 / Pay date: 15 JAN 24	1.0000 114.000	114.00	0.00	0.00	0.00	114.00	Receivable this period
NORTHERN OIL & GAS INC COM NEW CUSIP: 665531307 Ex date: 27 DEC 23 / Pay date: 31 JAN 24	.4000 690.000	276.00	0.00	0.00	0.00	276.00	Receivable this period
POPULAR INC COM NEW COM USD6 (POST REV SPLIT) CUSIP: 733174700 Ex date: 06 DEC 23 / Pay date: 02 JAN 24	.6200 100.000	62.00	0.00	0.00	0.00	62.00	Receivable this period
RYMAN HOSPITALITY PPTYS INC COM CUSIP: 78377T107 Ex date: 28 DEC 23 / Pay date: 16 JAN 24	1.1000 176.000	193.60	0.00	0.00	0.00	193.60	Receivable this period
TERRENO RLTY CORP CUSIP: 88146M101 Ex date: 14 DEC 23 / Pay date: 05 JAN 24	.4500 320.000	144.00	0.00	0.00	0.00	144.00	Receivable this period
TRINITY CAP INC COM CUSIP: 896442308 Ex date: 28 DEC 23 / Pay date: 12 JAN 24	.5000 1,101.000	550.50	0.00	0.00	0.00	550.50	Receivable this period

Portfolio Statement

1 DEC 23 - 31 DEC 23

Account number XXXXXXXXXX
Account Name *UFCW TRI-STATE - EMERALD -SL

◆ Income & Expense Detail - Base Currency

Page 102 of 139

Description Asset ID/Dates	Rate Shares/PAR	Gross Amount	Tax Recoverable	Tax Withheld	Tax Credit	Net Amount	Transaction Type
<i>Income</i>							
Equities							
Common Stock							
UTZ BRANDS INC COM USD0.0001 CL A CUSIP: 918090101 Ex date: 15 DEC 23 / Pay date: 04 JAN 24	.0570 1,153.000	65.72	0.00	0.00	0.00	65.72	Receivable this period
BRUNSWICK CORP COM CUSIP: 117043109 Ex date: 21 NOV 23 / Pay date: 15 DEC 23	.4000 489.000	195.60	0.00	0.00	0.00	195.60	Received this period
CACTUS INC CL A CL A CUSIP: 127203107 Ex date: 24 NOV 23 / Pay date: 14 DEC 23	.1200 737.000	88.44	0.00	0.00	0.00	88.44	Received this period
CARPENTER TECHNOLOGY CORP COM CUSIP: 144285103 Ex date: 23 OCT 23 / Pay date: 07 DEC 23	.2000 980.000	196.00	0.00	0.00	0.00	196.00	Received this period
COGENT COMMUNICATIONS HLDGS INC CUSIP: 19239V302 Ex date: 22 NOV 23 / Pay date: 08 DEC 23	.9550 367.000	350.49	0.00	0.00	0.00	350.49	Received this period
EQT CORP COM CUSIP: 26884L109 Ex date: 07 NOV 23 / Pay date: 01 DEC 23	.1575 1,713.000	269.80	0.00	0.00	0.00	269.80	Received this period
EXCELERATE ENERGY INC CL A COM CL A COM CUSIP: 30069T101 Ex date: 27 NOV 23 / Pay date: 13 DEC 23	.0250 860.000	21.50	0.00	0.00	0.00	21.50	Received this period
EXPONENT INC COM STK CUSIP: 30214U102 Ex date: 07 DEC 23 / Pay date: 22 DEC 23	.2600 241.000	62.66	0.00	0.00	0.00	62.66	Received this period
FORWARD AIR CORP COM CUSIP: 349853101 Ex date: 21 NOV 23 / Pay date: 07 DEC 23	.2400 200.000	48.00	0.00	0.00	0.00	48.00	Received this period
HALLIBURTON CO COM CUSIP: 406216101 Ex date: 06 DEC 23 / Pay date: 27 DEC 23	.1600 1,742.000	278.72	0.00	0.00	0.00	278.72	Received this period
HERC HLDGS INC COM CUSIP: 42704L104 Ex date: 08 DEC 23 / Pay date: 26 DEC 23	.6325 248.000	156.86	0.00	0.00	0.00	156.86	Received this period

Portfolio Statement

1 DEC 23 - 31 DEC 23

Account number XXXXXXXXXX
Account Name *UFCW TRI-STATE - EMERALD -SL

◆ Income & Expense Detail - Base Currency

Page 103 of 139

Description Asset ID/Dates	Rate Shares/PAR	Gross Amount	Tax Recoverable	Tax Withheld	Tax Credit	Net Amount	Transaction Type
<i>Income</i>							
Equities							
Common Stock							
HESS CORP COM STK CUSIP: 42809H107 Ex date: 15 DEC 23 / Pay date: 29 DEC 23	.4375 184.000	80.50	0.00	0.00	0.00	80.50	Received this period
HOULIHAN LOKEY INC CL A CL A CUSIP: 441593100 Ex date: 30 NOV 23 / Pay date: 15 DEC 23	.5500 245.000	134.75	0.00	0.00	0.00	134.75	Received this period
HYATT HOTELS CORP COM CL A COM CL A CUSIP: 448579102 Ex date: 21 NOV 23 / Pay date: 06 DEC 23	.1500 638.000	95.70	0.00	0.00	0.00	95.70	Received this period
JACK IN THE BOX INC COM CUSIP: 466367109 Ex date: 13 DEC 23 / Pay date: 28 DEC 23	.4400 373.000	164.12	0.00	0.00	0.00	164.12	Received this period
KINSALE CAP GROUP INC COM CUSIP: 49714P108 Ex date: 28 NOV 23 / Pay date: 13 DEC 23	.1400 73.000	10.22	0.00	0.00	0.00	10.22	Received this period
L3HARRIS TECHNOLOGIES INC COM CUSIP: 502431109 Ex date: 16 NOV 23 / Pay date: 01 DEC 23	1.1400 525.000	598.50	0.00	0.00	0.00	598.50	Received this period
MATADOR RES CO COM CUSIP: 576485205 Ex date: 09 NOV 23 / Pay date: 01 DEC 23	.2000 246.000	49.20	0.00	0.00	0.00	49.20	Received this period
MOELIS & CO CL A CL A CUSIP: 60786M105 Ex date: 10 NOV 23 / Pay date: 22 DEC 23	.6000 30.000	18.00	0.00	0.00	0.00	18.00	Received this period
MOELIS & CO CL A CL A CUSIP: 60786M105 Ex date: 10 NOV 23 / Pay date: 22 DEC 23	.6000 638.000	382.80	0.00	0.00	0.00	382.80	Received this period
NAPCO SECURITY TECHNOLOGIES INC CUSIP: 630402105 Ex date: 30 NOV 23 / Pay date: 22 DEC 23	.0800 327.000	26.16	0.00	0.00	0.00	26.16	Received this period
NEW FORTRESS INC CL A SHS REPSTG LTD LIABILITY CUSIP: 644393100 Ex date: 12 DEC 23 / Pay date: 27 DEC 23	.1000 25.000	2.50	0.00	0.00	0.00	2.50	Received this period

Portfolio Statement

1 DEC 23 - 31 DEC 23

Account number XXXXXXXXXX
Account Name *UFCW TRI-STATE - EMERALD -SL

◆ Income & Expense Detail - Base Currency

Page 104 of 139

Description Asset ID/Dates	Rate Shares/PAR	Gross Amount	Tax Recoverable	Tax Withheld	Tax Credit	Net Amount	Transaction Type
<i>Income</i>							
Equities							
Common Stock							
NEW FORTRESS INC CL A SHS REPSTG LTD LIABILITY CUSIP: 644393100 Ex date: 12 DEC 23 / Pay date: 27 DEC 23	.1000 2,274.000	227.40	0.00	0.00	0.00	227.40	Received this period
NEW FORTRESS INC CL A SHS REPSTG LTD LIABILITY CUSIP: 644393100 Ex date: 12 DEC 23 / Pay date: 27 DEC 23	.1000 200.000	20.00	0.00	0.00	0.00	20.00	Received this period
RESMED INC COM CUSIP: 761152107 Ex date: 08 NOV 23 / Pay date: 14 DEC 23	.4800 691.000	331.68	0.00	0.00	0.00	331.68	Received this period
ROCKWELL AUTOMATION CUSIP: 773903109 Ex date: 10 NOV 23 / Pay date: 11 DEC 23	1.2500 118.000	147.50	0.00	0.00	0.00	147.50	Received this period
S&P GLOBAL INC COM CUSIP: 78409V104 Ex date: 27 NOV 23 / Pay date: 12 DEC 23	.9000 165.000	148.50	0.00	0.00	0.00	148.50	Received this period
STERIS PLC ORD USD0.001 CUSIP: G8473T100 Ex date: 20 NOV 23 / Pay date: 21 DEC 23	.5200 113.000	58.76	0.00	0.00	0.00	58.76	Received this period
T ROWE PRICE GROUP INC CUSIP: 74144T108 Ex date: 14 DEC 23 / Pay date: 29 DEC 23	1.2200 396.000	483.12	0.00	0.00	0.00	483.12	Received this period
TECHNIPFMC PLC COM USD1 CUSIP: G87110105 Ex date: 20 NOV 23 / Pay date: 06 DEC 23	.0500 2,768.000	138.40	0.00	0.00	0.00	138.40	Received this period
TERADYNE INC COM CUSIP: 880770102 Ex date: 24 NOV 23 / Pay date: 20 DEC 23	.1100 395.000	43.45	0.00	0.00	0.00	43.45	Received this period
VERISK ANALYTICS INC COM USD0.001 CUSIP: 92345Y106 Ex date: 14 DEC 23 / Pay date: 29 DEC 23	.3400 142.000	48.28	0.00	0.00	0.00	48.28	Received this period
WESTERN ALLIANCE BANCORPORATION COM CUSIP: 957638109 Ex date: 16 NOV 23 / Pay date: 01 DEC 23	.3700 1,782.000	659.34	0.00	0.00	0.00	659.34	Received this period

Portfolio Statement

1 DEC 23 - 31 DEC 23

Account number [REDACTED]
Account Name *UFCW TRI-STATE - EMERALD -SL

◆ Income & Expense Detail - Base Currency

Page 105 of 139

Description Asset ID/Dates	Rate Shares/PAR	Gross Amount	Tax Recoverable	Tax Withheld	Tax Credit	Net Amount	Transaction Type
<i>Income</i>							
Equities							
Common Stock							
Total Common Stock							
		4,699.60	0.00	0.00	0.00	4,699.60	Receivable last period
		2,338.71	0.00	0.00	0.00	2,338.71	Receivable this period
		5,536.95	0.00	0.00	0.00	5,536.95	Received this period
		0.00	0.00	0.00	0.00	0.00	Income received from prior
		0.00	0.00	0.00	0.00	0.00	Broker commissions recaptured
		0.00	0.00	0.00	0.00	0.00	Tax recoverable last period
		0.00	0.00	0.00	0.00	0.00	Tax recoverable this period
		0.00	0.00	0.00	0.00	0.00	Tax reclaims received
		0.00	0.00	0.00	0.00	0.00	Income purchased this period
		0.00	0.00	0.00	0.00	0.00	Income sold this period
		0.00	0.00	0.00	0.00	0.00	Tax recoverable received this period
		0.00	0.00	0.00	0.00	0.00	Tax recoverable delivered this period
		0.00	0.00	0.00	0.00	0.00	Accrued income received this period
		0.00	0.00	0.00	0.00	0.00	Accrued income delivered this period
		3,176.06	0.00	0.00	0.00	3,176.06	Earned income
Total Equities							
		4,699.60	0.00	0.00	0.00	4,699.60	Receivable last period
		2,338.71	0.00	0.00	0.00	2,338.71	Receivable this period
		5,536.95	0.00	0.00	0.00	5,536.95	Received this period
		0.00	0.00	0.00	0.00	0.00	Income received from prior
		0.00	0.00	0.00	0.00	0.00	Broker commissions recaptured
		0.00	0.00	0.00	0.00	0.00	Tax recoverable last period
		0.00	0.00	0.00	0.00	0.00	Tax recoverable this period
		0.00	0.00	0.00	0.00	0.00	Tax reclaims received
		0.00	0.00	0.00	0.00	0.00	Income purchased this period
		0.00	0.00	0.00	0.00	0.00	Income sold this period
		0.00	0.00	0.00	0.00	0.00	Tax recoverable received this period
		0.00	0.00	0.00	0.00	0.00	Tax recoverable delivered this period
		0.00	0.00	0.00	0.00	0.00	Accrued income received this period
		0.00	0.00	0.00	0.00	0.00	Accrued income delivered this period
		3,176.06	0.00	0.00	0.00	3,176.06	Earned income

Portfolio Statement

1 DEC 23 - 31 DEC 23

Account number XXXXXXXXXX
Account Name *UFCW TRI-STATE - EMERALD -SL

◆ Income & Expense Detail - Base Currency

Page 106 of 139

Description Asset ID/Dates	Rate Shares/PAR	Gross Amount	Tax Recoverable	Tax Withheld	Tax Credit	Net Amount	Transaction Type
<i>Income</i>							
Cash and Cash Equivalents							
Funds - Short Term Investment							
United States - USD							
NT COLLECTIVE SHORT TERM INVT FD	5.6596 0.000	1,769.75	0.00	0.00	0.00	1,769.75	Receivable last period
CUSIP: 66586U452							
NT COLLECTIVE SHORT TERM INVT FD	5.6496 0.000	1,352.32	0.00	0.00	0.00	1,352.32	Receivable this period
CUSIP: 66586U452							
NT COLLECTIVE SHORT TERM INVT FD	.0000 0.000	1,818.01	0.00	0.00	0.00	1,818.01	Received this period
CUSIP: 66586U452 Ex date: 30 NOV 23 / Pay date: 05 DEC 23							
Total Funds - Short Term Investment		1,769.75	0.00	0.00	0.00	1,769.75	Receivable last period
		1,352.32	0.00	0.00	0.00	1,352.32	Receivable this period
		1,818.01	0.00	0.00	0.00	1,818.01	Received this period
		0.00	0.00	0.00	0.00	0.00	Income received from prior
		0.00	0.00	0.00	0.00	0.00	Broker commissions recaptured
		0.00	0.00	0.00	0.00	0.00	Tax recoverable last period
		0.00	0.00	0.00	0.00	0.00	Tax recoverable this period
		0.00	0.00	0.00	0.00	0.00	Tax reclaims received
		0.00	0.00	0.00	0.00	0.00	Income purchased this period
		0.00	0.00	0.00	0.00	0.00	Income sold this period
		0.00	0.00	0.00	0.00	0.00	Tax recoverable received this period
		0.00	0.00	0.00	0.00	0.00	Tax recoverable delivered this period
		0.00	0.00	0.00	0.00	0.00	Accrued income received this period
		0.00	0.00	0.00	0.00	0.00	Accrued income delivered this period
		1,400.58	0.00	0.00	0.00	1,400.58	Earned income
Total Cash and Cash Equivalents		1,769.75	0.00	0.00	0.00	1,769.75	Receivable last period
		1,352.32	0.00	0.00	0.00	1,352.32	Receivable this period
		1,818.01	0.00	0.00	0.00	1,818.01	Received this period
		0.00	0.00	0.00	0.00	0.00	Income received from prior
		0.00	0.00	0.00	0.00	0.00	Broker commissions recaptured
		0.00	0.00	0.00	0.00	0.00	Tax recoverable last period
		0.00	0.00	0.00	0.00	0.00	Tax recoverable this period
		0.00	0.00	0.00	0.00	0.00	Tax reclaims received
		0.00	0.00	0.00	0.00	0.00	Income purchased this period
		0.00	0.00	0.00	0.00	0.00	Income sold this period

Portfolio Statement

1 DEC 23 - 31 DEC 23

Account number XXXXXXXXXX
Account Name *UFCW TRI-STATE - EMERALD -SL

◆ Income & Expense Detail - Base Currency

Page 107 of 139

Description Asset ID/Dates	Rate Shares/PAR	Gross Amount	Tax Recoverable	Tax Withheld	Tax Credit	Net Amount	Transaction Type
<i>Income</i>							
Cash and Cash Equivalents							
Funds - Short Term Investment							
		0.00	0.00	0.00	0.00	0.00	Tax recoverable received this period
		0.00	0.00	0.00	0.00	0.00	Tax recoverable delivered this period
		0.00	0.00	0.00	0.00	0.00	Accrued income received this period
		0.00	0.00	0.00	0.00	0.00	Accrued income delivered this period
		1,400.58	0.00	0.00	0.00	1,400.58	Earned income
<i>Income</i>							
Securities Lending							
United States - USD							
SECURITIES LENDING INCOME FROM GLOBAL EQUITY SECURITIES CUSIP: 999938343 Ex date: 15 DEC 23 / Pay date: 15 DEC 23	.0000 0.000	87.67	0.00	0.00	0.00	87.67	Received this period
SECURITIES LENDING INCOME FROM LENDING US CORPORATE SECURITIES CUSIP: 999938327 Ex date: 15 DEC 23 / Pay date: 15 DEC 23	.0000 0.000	709.04	0.00	0.00	0.00	709.04	Received this period
Total							
		0.00	0.00	0.00	0.00	0.00	Receivable last period
		0.00	0.00	0.00	0.00	0.00	Receivable this period
		796.71	0.00	0.00	0.00	796.71	Received this period
		0.00	0.00	0.00	0.00	0.00	Income received from prior
		0.00	0.00	0.00	0.00	0.00	Broker commissions recaptured
		0.00	0.00	0.00	0.00	0.00	Tax recoverable last period
		0.00	0.00	0.00	0.00	0.00	Tax recoverable this period
		0.00	0.00	0.00	0.00	0.00	Tax reclaims received
		0.00	0.00	0.00	0.00	0.00	Income purchased this period
		0.00	0.00	0.00	0.00	0.00	Income sold this period
		0.00	0.00	0.00	0.00	0.00	Tax recoverable received this period
		0.00	0.00	0.00	0.00	0.00	Tax recoverable delivered this period
		0.00	0.00	0.00	0.00	0.00	Accrued income received this period
		0.00	0.00	0.00	0.00	0.00	Accrued income delivered this period
		796.71	0.00	0.00	0.00	796.71	Earned income

Portfolio Statement

1 DEC 23 - 31 DEC 23

Account number XXXXXXXXXX
Account Name *UFCW TRI-STATE - EMERALD -SL

◆ Income & Expense Detail - Base Currency

Page 108 of 139

Description Asset ID/Dates	Rate Shares/PAR	Gross Amount	Tax Recoverable	Tax Withheld	Tax Credit	Net Amount	Transaction Type
<i>Income</i>							
Securities Lending							
<hr/>							
Total Securities Lending		0.00	0.00	0.00	0.00	0.00	Receivable last period
		0.00	0.00	0.00	0.00	0.00	Receivable this period
		796.71	0.00	0.00	0.00	796.71	Received this period
		0.00	0.00	0.00	0.00	0.00	Income received from prior
		0.00	0.00	0.00	0.00	0.00	Broker commissions recaptured
		0.00	0.00	0.00	0.00	0.00	Tax recoverable last period
		0.00	0.00	0.00	0.00	0.00	Tax recoverable this period
		0.00	0.00	0.00	0.00	0.00	Tax reclaims received
		0.00	0.00	0.00	0.00	0.00	Income purchased this period
		0.00	0.00	0.00	0.00	0.00	Income sold this period
		0.00	0.00	0.00	0.00	0.00	Tax recoverable received this period
		0.00	0.00	0.00	0.00	0.00	Tax recoverable delivered this period
		0.00	0.00	0.00	0.00	0.00	Accrued income received this period
		0.00	0.00	0.00	0.00	0.00	Accrued income delivered this period
		796.71	0.00	0.00	0.00	796.71	Earned income
<hr/>							
Total Income		6,469.35	0.00	0.00	0.00	6,469.35	Receivable last period
		3,691.03	0.00	0.00	0.00	3,691.03	Receivable this period
		8,151.67	0.00	0.00	0.00	8,151.67	Received this period
		0.00	0.00	0.00	0.00	0.00	Income received from prior
		0.00	0.00	0.00	0.00	0.00	Broker commissions recaptured
		0.00	0.00	0.00	0.00	0.00	Tax recoverable last period
		0.00	0.00	0.00	0.00	0.00	Tax recoverable this period
		0.00	0.00	0.00	0.00	0.00	Tax reclaims received
		0.00	0.00	0.00	0.00	0.00	Income purchased this period
		0.00	0.00	0.00	0.00	0.00	Income sold this period
		0.00	0.00	0.00	0.00	0.00	Tax recoverable received this period
		0.00	0.00	0.00	0.00	0.00	Tax recoverable delivered this period
		0.00	0.00	0.00	0.00	0.00	Accrued income received this period
		0.00	0.00	0.00	0.00	0.00	Accrued income delivered this period
		5,373.35	0.00	0.00	0.00	5,373.35	Earned income

Portfolio Statement

1 DEC 23 - 31 DEC 23

Account number XXXXXXXXXX
Account Name *UFCW TRI-STATE - EMERALD -SL

◆ Income & Expense Detail - Base Currency

Page 109 of 139

Description Asset ID/Dates	Rate Shares/PAR	Gross Amount	Tax Recoverable	Tax Withheld	Tax Credit	Net Amount	Transaction Type
<i>Expense</i>							
Cash and Cash Equivalents							
Funds - Short Term Investment							
United States - USD							
NORTHERN TRUST SWEEP FEE	5.6545 0.000	-48.26	0.00	0.00	0.00	- 48.26	Paid this period
CUSIP: 66586U452 Value date: 05 DEC 23 / Entry date: 05 DEC 23							
Total Funds - Short Term Investment		0.00	0.00	0.00	0.00	0.00	Payable last period
		0.00	0.00	0.00	0.00	0.00	Payable this period
		-48.26	0.00	0.00	0.00	- 48.26	Paid this period
		0.00	0.00	0.00	0.00	0.00	Income received from prior
		0.00	0.00	0.00	0.00	0.00	Broker commissions recaptured
		0.00	0.00	0.00	0.00	0.00	Tax recoverable last period
		0.00	0.00	0.00	0.00	0.00	Tax recoverable this period
		0.00	0.00	0.00	0.00	0.00	Tax reclaims received
		0.00	0.00	0.00	0.00	0.00	Liability expense paid
		0.00	0.00	0.00	0.00	0.00	Liability expense received
		0.00	0.00	0.00	0.00	0.00	Tax recoverable received this period
		0.00	0.00	0.00	0.00	0.00	Tax recoverable delivered this period
		0.00	0.00	0.00	0.00	0.00	Accrued expense received this period
		0.00	0.00	0.00	0.00	0.00	Accrued expense delivered this period
		-48.26	0.00	0.00	0.00	- 48.26	Expenses recognized
Total Cash and Cash Equivalents		0.00	0.00	0.00	0.00	0.00	Payable last period
		0.00	0.00	0.00	0.00	0.00	Payable this period
		-48.26	0.00	0.00	0.00	- 48.26	Paid this period
		0.00	0.00	0.00	0.00	0.00	Income received from prior
		0.00	0.00	0.00	0.00	0.00	Broker commissions recaptured
		0.00	0.00	0.00	0.00	0.00	Tax recoverable last period
		0.00	0.00	0.00	0.00	0.00	Tax recoverable this period
		0.00	0.00	0.00	0.00	0.00	Tax reclaims received
		0.00	0.00	0.00	0.00	0.00	Liability expense paid
		0.00	0.00	0.00	0.00	0.00	Liability expense received
		0.00	0.00	0.00	0.00	0.00	Tax recoverable received this period
		0.00	0.00	0.00	0.00	0.00	Tax recoverable delivered this period
		0.00	0.00	0.00	0.00	0.00	Accrued expense received this period
		0.00	0.00	0.00	0.00	0.00	Accrued expense delivered this period
		-48.26	0.00	0.00	0.00	- 48.26	Expenses recognized

Portfolio Statement

1 DEC 23 - 31 DEC 23

Account number XXXXXXXXXX
Account Name *UFCW TRI-STATE - EMERALD -SL

◆ Income & Expense Detail - Base Currency

Page 110 of 139

Description Asset ID/Dates	Rate Shares/PAR	Gross Amount	Tax Recoverable	Tax Withheld	Tax Credit	Net Amount	Transaction Type
<i>Expense</i>							
Expenses							
Securities Lending Fees							
United States - USD							
6031005 - CORPORATE FEE FOR SECURITIES LENDING FOR THE MONTH OF NOVEMBER 2023 CUSIP: 999938368 Value date: 15 DEC 23 / Entry date: 15 DEC 23	.0000 0.000	-282.73	0.00	0.00	0.00	- 282.73	Paid this period
6031007 - GLOBAL EQUITY FEE FOR SECURITIES LENDING FOR THE MONTH OF NOVEMBER 2023 CUSIP: 999938384 Value date: 15 DEC 23 / Entry date: 15 DEC 23	.0000 0.000	-35.03	0.00	0.00	0.00	- 35.03	Paid this period
Total Securities Lending Fees		0.00 0.00 -317.76 0.00 0.00 0.00 0.00 0.00 0.00 0.00 0.00 0.00 0.00 0.00 0.00 -317.76	0.00 0.00 0.00 0.00 0.00 0.00 0.00 0.00 0.00 0.00 0.00 0.00 0.00 0.00 0.00 0.00	0.00 0.00 0.00 0.00 0.00 0.00 0.00 0.00 0.00 0.00 0.00 0.00 0.00 0.00 0.00 0.00	0.00 0.00 0.00 0.00 0.00 0.00 0.00 0.00 0.00 0.00 0.00 0.00 0.00 0.00 0.00 0.00	0.00 0.00 - 317.76 0.00 0.00 0.00 0.00 0.00 0.00 0.00 0.00 0.00 0.00 0.00 0.00 0.00 0.00 - 317.76	Payable last period Payable this period Paid this period Income received from prior Broker commissions recaptured Tax recoverable last period Tax recoverable this period Tax reclaims received Liability expense paid Liability expense received Tax recoverable received this period Tax recoverable delivered this period Accrued expense received this period Accrued expense delivered this period Expenses recognized
Total Expenses		0.00 0.00 -317.76 0.00 0.00 0.00 0.00 0.00 0.00 0.00 0.00 0.00 0.00 0.00 0.00 0.00 -317.76	0.00 0.00 0.00 0.00 0.00 0.00 0.00 0.00 0.00 0.00 0.00 0.00 0.00 0.00 0.00 0.00 0.00	0.00 0.00 0.00 0.00 0.00 0.00 0.00 0.00 0.00 0.00 0.00 0.00 0.00 0.00 0.00 0.00 0.00	0.00 0.00 0.00 0.00 0.00 0.00 0.00 0.00 0.00 0.00 0.00 0.00 0.00 0.00 0.00 0.00 0.00	0.00 0.00 - 317.76 0.00 0.00 0.00 0.00 0.00 0.00 0.00 0.00 0.00 0.00 0.00 0.00 0.00 0.00 - 317.76	Payable last period Payable this period Paid this period Income received from prior Broker commissions recaptured Tax recoverable last period Tax recoverable this period Tax reclaims received Liability expense paid Liability expense received Tax recoverable received this period Tax recoverable delivered this period Accrued expense received this period Accrued expense delivered this period Expenses recognized

Portfolio Statement

1 DEC 23 - 31 DEC 23

Account number XXXXXXXXXX
Account Name *UFCW TRI-STATE - EMERALD -SL

◆ Income & Expense Detail - Base Currency

Page 111 of 139

Description Asset ID/Dates	Rate Shares/PAR	Gross Amount	Tax Recoverable	Tax Withheld	Tax Credit	Net Amount	Transaction Type
<i>Expense</i>							
Expenses							
Securities Lending Fees							
<hr/>							
Total Expense		0.00	0.00	0.00	0.00	0.00	Payable last period
		0.00	0.00	0.00	0.00	0.00	Payable this period
		-366.02	0.00	0.00	0.00	- 366.02	Paid this period
		0.00	0.00	0.00	0.00	0.00	Income received from prior
		0.00	0.00	0.00	0.00	0.00	Broker commissions recaptured
		0.00	0.00	0.00	0.00	0.00	Tax recoverable last period
		0.00	0.00	0.00	0.00	0.00	Tax recoverable this period
		0.00	0.00	0.00	0.00	0.00	Tax reclaims received
		0.00	0.00	0.00	0.00	0.00	Liability expense paid
		0.00	0.00	0.00	0.00	0.00	Liability expense received
		0.00	0.00	0.00	0.00	0.00	Tax recoverable received this period
		0.00	0.00	0.00	0.00	0.00	Tax recoverable delivered this period
		0.00	0.00	0.00	0.00	0.00	Accrued expense received this period
		0.00	0.00	0.00	0.00	0.00	Accrued expense delivered this period
		-366.02	0.00	0.00	0.00	-366.02	Expenses recognized

Please note that the Tax Withheld column may contain amounts related to FATCA withholdings

Portfolio Statement

1 DEC 23 - 31 DEC 23

Account number [REDACTED]
Account Name *UFCW TRI-STATE - EMERALD -SL

Page 112 of 139

◆ Funding & Disbursement Summary

Transaction type	Receipts	Disbursements	Accruals	Market value	Cost	Transaction amount Cost on gain/loss	Realized gain/loss	
							Market Translation	Total
Interportfolio Transfers Out	0.00	- 275,000.00	0.00	0.00	0.00	- 275,000.00 0.00	0.00 0.00	0.00
Total	0.00	- 275,000.00	0.00	0.00	0.00	- 275,000.00 0.00	0.00 0.00	0.00

Portfolio Statement

1 DEC 23 - 31 DEC 23

Account number [REDACTED]
Account Name *UFCW TRI-STATE - EMERALD -SL

Page 113 of 139

◆ Funding & Disbursement Detail *Interportfolio Transfers Out*

Trade date Settle date Asset ID	Security description Transaction description	Accrued Income	Market value	Cost	Transaction amount	Realized gain/loss Market Translation	Total
22 Dec 23	United States dollar	0.00	0.00	0.00	- 275,000.00	0.00	0.00
22 Dec 23	TRANSFERRED TO INVESTMENT MANAGEMENT ADVISORY ACCOUNT [REDACTED], *UFCW TRI-STATE - CONT/DISB-SL					0.00	
Total interportfolio transfers out		0.00	0.00	0.00	- 275,000.00	0.00 0.00	0.00
Total		0.00	0.00	0.00		0.00 0.00	0.00

Portfolio Statement

1 DEC 23 - 31 DEC 23

Account number [REDACTED]
Account Name *UFCW TRI-STATE - EMERALD -SL

◆ Capital Change Detail

Page 114 of 139

Ex date	Original security description/Asset ID Shares	Original cost	Change description	Payment Amount	Resulting security description/Asset ID Shares	Resulting cost	Realized gain/loss Market Translation
<i>Equities</i>							
United States							
14 Dec 23	#REORG/SEAGEN INC CASH MERGER 12-14-2023 CUSIP: 81181C104	0.00	MANDATORY MERGER FOR CASH EFFECTIVE 2023-12-14 PAYABLE 2023-12-14 AT \$229.0 PER SHARE	69,845.00	#REORG/SEAGEN INC CASH MERGER 12-14-2023 CUSIP: 81181C104 -305.000	0.00 - 58,633.90	11,211.10 0.00
Total United States		0.00		69,845.00		- 58,633.90	11,211.10 0.00
Total Equities		0.00		69,845.00		- 58,633.90	11,211.10 0.00
Total		0.00		69,845.00		- 58,633.90	11,211.10
Total Payment Income				0.00			0.00

Portfolio Statement

1 DEC 23 - 31 DEC 23

Account number XXXXXXXXXX
Account Name *UFCW TRI-STATE - EMERALD -SL

◆ Cash Activity Detail

Page 115 of 139

Income cash - USD

Value Date Entry Date	Transaction Narrative/ Security Description	Local Receipt/ Disbursement	USD Balance	Base Receipt/ Disbursement	Balance
	Beginning cash balance		2,159,585.95		2,159,585.95
1 Dec 23	\$0.1575 a share on 1,713.00 shares Ex Date 11/07/23 Record Date 11/08/23 Pay Date 12/01/23 Substitute Income-Security on Loan	269.80	2,159,855.75	269.80	2,159,855.75
1 Dec 23	EQT CORP COM				
1 Dec 23	\$0.2 a share on 246.00 shares Ex Date 11/09/23 Record Date 11/10/23 Pay Date 12/01/23 Substitute Income-Security on Loan	49.20	2,159,904.95	49.20	2,159,904.95
1 Dec 23	MATADOR RES CO COM				
1 Dec 23	\$0.37 a share on 1,782.00 shares Ex Date 11/16/23 Record Date 11/17/23 Pay Date 12/01/23	659.34	2,160,564.29	659.34	2,160,564.29
1 Dec 23	WESTERN ALLIANCE BANCORPORATION COM				
1 Dec 23	\$1.14 a share on 525.00 shares Ex Date 11/16/23 Record Date 11/17/23 Pay Date 12/01/23	598.50	2,161,162.79	598.50	2,161,162.79
1 Dec 23	L3HARRIS TECHNOLOGIES INC COM				
5 Dec 23	INCOME RECEIVED	1,818.01	2,162,980.80	1,818.01	2,162,980.80
5 Dec 23	NT COLLECTIVE SHORT TERM INVT FD				
5 Dec 23	NORTHERN TRUST SWEEP FEE	- 48.26	2,162,932.54	- 48.26	2,162,932.54
5 Dec 23	NT COLLECTIVE SHORT TERM INVT FD				
6 Dec 23	.05 PER SHARE ON 2768.00 SHARES EX DATE 11-20-23 RECORD DATE 11-21-23 GROSS RATE .05 TAX RATE .00% * PMT IN LIEU OF INCOME-SECURITY ON LOAN	138.40	2,163,070.94	138.40	2,163,070.94
6 Dec 23	TECHNIPFMC PLC COM USD1				
6 Dec 23	\$0.15 a share on 638.00 shares Ex Date 11/21/23 Record Date 11/22/23 Pay Date 12/06/23 Substitute Income-Security on Loan	95.70	2,163,166.64	95.70	2,163,166.64
6 Dec 23	HYATT HOTELS CORP COM CL A COM CL A				
7 Dec 23	\$0.2 a share on 980.00 shares Ex Date 10/23/23 Record Date 10/24/23 Pay Date 12/07/23	196.00	2,163,362.64	196.00	2,163,362.64
7 Dec 23	CARPENTER TECHNOLOGY CORP COM				
7 Dec 23	\$0.24 a share on 200.00 shares Ex Date 11/21/23 Record Date 11/22/23 Pay Date 12/07/23	48.00	2,163,410.64	48.00	2,163,410.64
7 Dec 23	FORWARD AIR CORP COM				
8 Dec 23	\$0.955 a share on 367.00 shares Ex Date 11/22/23 Record Date 11/24/23 Pay Date 12/08/23	350.49	2,163,761.13	350.49	2,163,761.13
8 Dec 23	COGENT COMMUNICATIONS HLDGS INC				
11 Dec 23	\$1.25 a share on 118.00 shares Ex Date 11/10/23 Record Date 11/13/23 Pay Date 12/11/23	147.50	2,163,908.63	147.50	2,163,908.63
11 Dec 23	ROCKWELL AUTOMATION				

Portfolio Statement

1 DEC 23 - 31 DEC 23

Account number [REDACTED]
Account Name *UFCW TRI-STATE - EMERALD -SL

◆ Cash Activity Detail

Page 116 of 139

Income cash - USD

Value Date Entry Date	Transaction Narrative/ Security Description	Local Receipt/ Disbursement	USD Balance	Base Receipt/ Disbursement	Balance
12 Dec 23	\$0.9 a share on 165.00 shares Ex Date 11/27/23 Record Date 11/28/23	148.50	2,164,057.13	148.50	2,164,057.13
12 Dec 23	Pay Date 12/12/23 S&P GLOBAL INC COM				
13 Dec 23	\$0.025 a share on 860.00 shares Ex Date 11/27/23 Record Date 11/28/23	21.50	2,164,078.63	21.50	2,164,078.63
13 Dec 23	Pay Date 12/13/23 EXCELERATE ENERGY INC CL A COM CL A COM				
13 Dec 23	\$0.14 a share on 73.00 shares Ex Date 11/28/23 Record Date 11/29/23	10.22	2,164,088.85	10.22	2,164,088.85
13 Dec 23	Pay Date 12/13/23 Substitute Income-Security on Loan KINSALE CAP GROUP INC COM				
14 Dec 23	\$0.12 a share on 737.00 shares Ex Date 11/24/23 Record Date 11/27/23	88.44	2,164,177.29	88.44	2,164,177.29
14 Dec 23	Pay Date 12/14/23 CACTUS INC CL A CL A				
14 Dec 23	\$0.48 a share on 691.00 shares Ex Date 11/08/23 Record Date 11/09/23	331.68	2,164,508.97	331.68	2,164,508.97
14 Dec 23	Pay Date 12/14/23 Substitute Income-Security on Loan RESMED INC COM				
15 Dec 23	\$0.4 a share on 489.00 shares Ex Date 11/21/23 Record Date 11/22/23	195.60	2,164,704.57	195.60	2,164,704.57
15 Dec 23	Pay Date 12/15/23 Substitute Income-Security on Loan BRUNSWICK CORP COM				
15 Dec 23	\$0.55 a share on 245.00 shares Ex Date 11/30/23 Record Date 12/01/23	134.75	2,164,839.32	134.75	2,164,839.32
15 Dec 23	Pay Date 12/15/23 HOULIHAN LOKEY INC CL A CL A				
15 Dec 23	FOR THE MONTH OF NOVEMBER 2023	87.67	2,164,926.99	87.67	2,164,926.99
15 Dec 23	SECURITIES LENDING INCOME FROM GLOBAL EQUITY SECURITIES				
15 Dec 23	FOR THE MONTH OF NOVEMBER 2023	709.04	2,165,636.03	709.04	2,165,636.03
15 Dec 23	SECURITIES LENDING INCOME FROM LENDING US CORPORATE SECURITIES				
15 Dec 23	6031005 - CORPORATE FEE FOR SECURITIES LENDING FOR THE MONTH OF	- 282.73	2,165,353.30	- 282.73	2,165,353.30
15 Dec 23	NOVEMBER 2023 SECURITIES LENDING FEES FROM US CORPORATE SECURITIES				
15 Dec 23	6031007 - GLOBAL EQUITY FEE FOR SECURITIES LENDING FOR THE MONTH OF	- 35.03	2,165,318.27	- 35.03	2,165,318.27
15 Dec 23	NOVEMBER 2023 SECURITIES LENDING FEES FROM GLOBAL EQUITY SECURITIES				
20 Dec 23	\$0.11 a share on 395.00 shares Ex Date 11/24/23 Record Date 11/27/23	43.45	2,165,361.72	43.45	2,165,361.72
20 Dec 23	Pay Date 12/20/23 Substitute Income-Security on Loan TERADYNE INC COM				
21 Dec 23	.52 PER SHARE ON 113.00 SHARES EX DATE 11-20-23 RECORD DATE 11-21-23	58.76	2,165,420.48	58.76	2,165,420.48
21 Dec 23	GROSS RATE .52 TAX RATE .00% STERIS PLC ORD USD0.001				

Portfolio Statement

1 DEC 23 - 31 DEC 23

Account number XXXXXXXXXX
Account Name *UFCW TRI-STATE - EMERALD -SL

◆ Cash Activity Detail

Page 117 of 139

Income cash - USD

Value Date Entry Date	Transaction Narrative/ Security Description	Local Receipt/ Disbursement	USD Balance	Base Receipt/ Disbursement	Balance
22 Dec 23	\$0.08 a share on 327.00 shares Ex Date 11/30/23 Record Date 12/01/23	26.16	2,165,446.64	26.16	2,165,446.64
22 Dec 23	Pay Date 12/22/23 Substitute Income-Security on Loan NAPCO SECURITY TECHNOLOGIES INC				
22 Dec 23	\$0.26 a share on 241.00 shares Ex Date 12/07/23 Record Date 12/08/23	62.66	2,165,509.30	62.66	2,165,509.30
22 Dec 23	Pay Date 12/22/23 EXPONENT INC COM STK				
22 Dec 23	\$0.6 a share on 30.00 shares Ex Date 11/10/23 Record Date 11/13/23 Pay	18.00	2,165,527.30	18.00	2,165,527.30
22 Dec 23	Date 12/22/23 Substitute Income-Security on Loan MOELIS & CO CL A CL A				
22 Dec 23	\$0.6 a share on 638.00 shares Ex Date 11/10/23 Record Date 11/13/23	382.80	2,165,910.10	382.80	2,165,910.10
22 Dec 23	Pay Date 12/22/23 MOELIS & CO CL A CL A				
26 Dec 23	\$0.6325 a share on 248.00 shares Ex Date 12/08/23 Record Date 12/11/23	156.86	2,166,066.96	156.86	2,166,066.96
26 Dec 23	Pay Date 12/26/23 HERC HLDGS INC COM				
27 Dec 23	\$0.1 a share on 2,274.00 shares Ex Date 12/12/23 Record Date 12/13/23	227.40	2,166,294.36	227.40	2,166,294.36
27 Dec 23	Pay Date 12/27/23 Substitute Income-Security on Loan NEW FORTRESS INC CL A SHS REPSTG LTD LIABILITY				
27 Dec 23	\$0.1 a share on 200.00 shares Ex Date 12/12/23 Record Date 12/13/23	20.00	2,166,314.36	20.00	2,166,314.36
27 Dec 23	Pay Date 12/27/23 Substitute Income-Security on Loan NEW FORTRESS INC CL A SHS REPSTG LTD LIABILITY				
27 Dec 23	\$0.1 a share on 25.00 shares Ex Date 12/12/23 Record Date 12/13/23 Pay	2.50	2,166,316.86	2.50	2,166,316.86
27 Dec 23	Date 12/27/23 Substitute Income-Security on Loan NEW FORTRESS INC CL A SHS REPSTG LTD LIABILITY				
27 Dec 23	\$0.16 a share on 1,742.00 shares Ex Date 12/06/23 Record Date 12/07/23	278.72	2,166,595.58	278.72	2,166,595.58
27 Dec 23	Pay Date 12/27/23 HALLIBURTON CO COM				
28 Dec 23	\$0.44 a share on 373.00 shares Ex Date 12/13/23 Record Date 12/14/23	164.12	2,166,759.70	164.12	2,166,759.70
28 Dec 23	Pay Date 12/28/23 Substitute Income-Security on Loan JACK IN THE BOX INC COM				
29 Dec 23	\$0.34 a share on 142.00 shares Ex Date 12/14/23 Record Date 12/15/23	48.28	2,166,807.98	48.28	2,166,807.98
29 Dec 23	Pay Date 12/29/23 VERISK ANALYTICS INC COM USD0.001				
29 Dec 23	\$0.4375 a share on 184.00 shares Ex Date 12/15/23 Record Date 12/18/23	80.50	2,166,888.48	80.50	2,166,888.48
29 Dec 23	Pay Date 12/29/23 HESS CORP COM STK				

Portfolio Statement

1 DEC 23 - 31 DEC 23

Account number [REDACTED]
Account Name *UFCW TRI-STATE - EMERALD -SL

◆ Cash Activity Detail

Page 118 of 139

Income cash - USD

Value Date Entry Date	Transaction Narrative/ Security Description	Local Receipt/ Disbursement	USD Balance	Base Receipt/ Disbursement	Balance
29 Dec 23	\$1.22 a share on 396.00 shares Ex Date 12/14/23 Record Date 12/15/23	483.12	2,167,371.60	483.12	2,167,371.60
29 Dec 23	Pay Date 12/29/23 Substitute Income-Security on Loan T ROWE PRICE GROUP INC				
Ending cash balance			2,167,371.60		2,167,371.60

Portfolio Statement

1 DEC 23 - 31 DEC 23

Account number XXXXXXXXXX
Account Name *UFCW TRI-STATE - EMERALD -SL

Page 119 of 139

◆ Cash Activity Detail

Principal cash - USD

Value Date Entry Date	Transaction Narrative/ Security Description	Local Receipt/ Disbursement	USD Balance	Base Receipt/ Disbursement	Balance
	Beginning cash balance		- 2,159,585.95		- 2,159,585.95
1 Dec 23	PURCHASED 123.00 SHARES 11-29-23 AT A PRICE OF \$12.683700 PLUS BROKER	- 1,563.79	- 2,161,149.74	- 1,563.79	- 2,161,149.74
1 Dec 23	COMMISSION OF \$3.69 RBC CAPITAL MARKETS, LLC DECIPHERA PHARMACEUTICALS INC COM				
1 Dec 23	PURCHASED 197.00 SHARES 11-29-23 AT A PRICE OF \$14.676300 PLUS BROKER	- 2,895.17	- 2,164,044.91	- 2,895.17	- 2,164,044.91
1 Dec 23	COMMISSION OF \$3.94 RBC CAPITAL MARKETS, LLC SAVERS VALUE VLG INC COM				
1 Dec 23	PURCHASED 33.00 SHARES 11-29-23 AT A PRICE OF \$12.666800 PLUS BROKER	- 418.66	- 2,164,463.57	- 418.66	- 2,164,463.57
1 Dec 23	COMMISSION OF \$.66 RBC CAPITAL MARKETS, LLC DECIPHERA PHARMACEUTICALS INC COM				
1 Dec 23	PURCHASED 34.00 SHARES 11-29-23 AT A PRICE OF \$50.923100 PLUS BROKER	- 1,732.34	- 2,166,195.91	- 1,732.34	- 2,166,195.91
1 Dec 23	COMMISSION OF \$.95 JEFFERIES LLC KULICKE & SOFFA INDS INC COM				
1 Dec 23	PURCHASED 53.00 SHARES 11-29-23 AT A PRICE OF \$77.022600 PLUS BROKER	- 4,083.79	- 2,170,279.70	- 4,083.79	- 2,170,279.70
1 Dec 23	COMMISSION OF \$1.59 LOOP CAPITAL MARKETS LLC OLLIES BARGAIN OUTLET HLDGS INC COM				
1 Dec 23	Sold 7,805,460 Units 01-Dec-2023 at a price of 1.00 Net	7,805.46	- 2,162,474.24	7,805.46	- 2,162,474.24
1 Dec 23	NT COLLECTIVE SHORT TERM INVT FD				
1 Dec 23	SOLD 78.00 SHARES 11-29-23 AT A PRICE OF \$16.841700 LESS BROKER	1,311.45	- 2,161,162.79	1,311.45	- 2,161,162.79
1 Dec 23	COMMISSION OF \$2.18 AND OTHER CHARGES OF \$.02 JEFFERIES LLC EXCELERATE ENERGY INC CL A COM CL A COM				
4 Dec 23	Purchased 38,028.680 Units 04-Dec-2023 at a price of 1.00 Net	- 38,028.68	- 2,199,191.47	- 38,028.68	- 2,199,191.47
4 Dec 23	NT COLLECTIVE SHORT TERM INVT FD				
4 Dec 23	PURCHASED 24.00 SHARES 11-30-23 AT A PRICE OF \$51.555800 PLUS BROKER	- 1,238.01	- 2,200,429.48	- 1,238.01	- 2,200,429.48
4 Dec 23	COMMISSION OF \$.67 JEFFERIES LLC KULICKE & SOFFA INDS INC COM				
4 Dec 23	SOLD 101.00 SHARES 11-30-23 AT A PRICE OF \$38.536900 LESS BROKER	3,889.36	- 2,196,540.12	3,889.36	- 2,196,540.12
4 Dec 23	COMMISSION OF \$2.83 AND OTHER CHARGES OF \$.04 J.P. MORGAN SECURITIES LLC SIMPLY GOOD FOODS CO COM				
4 Dec 23	SOLD 12.00 SHARES 11-30-23 AT A PRICE OF \$16.804900 LESS BROKER	201.31	- 2,196,338.81	201.31	- 2,196,338.81
4 Dec 23	COMMISSION OF \$.34 AND OTHER CHARGES OF \$.01 JEFFERIES LLC EXCELERATE ENERGY INC CL A COM CL A COM				
4 Dec 23	SOLD 143.00 SHARES 11-30-23 AT A PRICE OF \$10.493300 LESS BROKER	1,496.52	- 2,194,842.29	1,496.52	- 2,194,842.29
4 Dec 23	COMMISSION OF \$4.00 AND OTHER CHARGES OF \$.02 J.P. MORGAN SECURITIES LLC EVERI HLDGS INC COM				

Portfolio Statement

1 DEC 23 - 31 DEC 23

Account number XXXXXXXXXX
Account Name *UFCW TRI-STATE - EMERALD -SL

Page 120 of 139

◆ Cash Activity Detail

Principal cash - USD

Value Date Entry Date	Transaction Narrative/ Security Description	Local Receipt/ Disbursement	USD Balance	Base Receipt/ Disbursement	Balance
4 Dec 23	SOLD 444.00 SHARES 11-30-23 AT A PRICE OF \$32.351100 LESS BROKER	14,354.89	- 2,180,487.40	14,354.89	- 2,180,487.40
4 Dec 23	COMMISSION OF \$8.88 AND OTHER CHARGES OF \$.12 RBC CAPITAL MARKETS, LLC PURE STORAGE INC CL A CL A				
4 Dec 23	SOLD 457.00 SHARES 11-30-23 AT A PRICE OF \$33.327700 LESS BROKER	15,216.92	- 2,165,270.48	15,216.92	- 2,165,270.48
4 Dec 23	COMMISSION OF \$13.71 AND OTHER CHARGES OF \$.13 STIFEL, NICOLAUS & COMPANY, INCORPORAT PURE STORAGE INC CL A CL A				
4 Dec 23	SOLD 91.00 SHARES 11-30-23 AT A PRICE OF \$45.159900 LESS BROKER	4,107.69	- 2,161,162.79	4,107.69	- 2,161,162.79
4 Dec 23	COMMISSION OF \$1.82 AND OTHER CHARGES OF \$.04 RBC CAPITAL MARKETS, LLC LIVANOVA PLC ORD GBP1.00 (DI)				
5 Dec 23	PURCHASED 103.00 SHARES 12-01-23 AT A PRICE OF \$40.489700 PLUS BROKER	- 4,173.53	- 2,165,336.32	- 4,173.53	- 2,165,336.32
5 Dec 23	COMMISSION OF \$3.09 RBC CAPITAL MARKETS, LLC IMMUNOVANT INC COM				
5 Dec 23	PURCHASED 18.00 SHARES 12-01-23 AT A PRICE OF \$75.030200 PLUS BROKER	- 1,351.08	- 2,166,687.40	- 1,351.08	- 2,166,687.40
5 Dec 23	COMMISSION OF \$.54 TELSEY ADVISORY GROUP JACK IN THE BOX INC COM				
5 Dec 23	PURCHASED 30.00 SHARES 12-01-23 AT A PRICE OF \$209.479800 PLUS BROKER	- 6,285.29	- 2,172,972.69	- 6,285.29	- 2,172,972.69
5 Dec 23	COMMISSION OF \$.90 STURDIVANT MADRIGAL PHARMACEUTICALS INC COM				
5 Dec 23	PURCHASED 31.00 SHARES 12-01-23 AT A PRICE OF \$17.368300 PLUS BROKER	- 539.29	- 2,173,511.98	- 539.29	- 2,173,511.98
5 Dec 23	COMMISSION OF \$.87 JEFFERIES LLC AKERO THERAPEUTICS INC COM				
5 Dec 23	PURCHASED 313.00 SHARES 12-01-23 AT A PRICE OF \$60.082400 PLUS BROKER	- 18,815.18	- 2,192,327.16	- 18,815.18	- 2,192,327.16
5 Dec 23	COMMISSION OF \$9.39 LOOP CAPITAL MARKETS LLC APELLIS PHARMACEUTICALS INC COM				
5 Dec 23	PURCHASED 39.00 SHARES 12-01-23 AT A PRICE OF \$12.688300 PLUS BROKER	- 495.93	- 2,192,823.09	- 495.93	- 2,192,823.09
5 Dec 23	COMMISSION OF \$1.09 JEFFERIES LLC DECIPHERA PHARMACEUTICALS INC COM				
5 Dec 23	PURCHASED 46.00 SHARES 12-01-23 AT A PRICE OF \$74.452000 PLUS BROKER	- 3,426.17	- 2,196,249.26	- 3,426.17	- 2,196,249.26
5 Dec 23	COMMISSION OF \$1.38 STURDIVANT OLLIES BARGAIN OUTLET HLDGS INC COM				
5 Dec 23	PURCHASED 50.00 SHARES 12-01-23 AT A PRICE OF \$52.275100 PLUS BROKER	- 2,615.16	- 2,198,864.42	- 2,615.16	- 2,198,864.42
5 Dec 23	COMMISSION OF \$1.40 JEFFERIES LLC KULICKE & SOFFA INDS INC COM				
5 Dec 23	PURCHASED 69.00 SHARES 12-01-23 AT A PRICE OF \$40.089800 PLUS BROKER	- 2,767.58	- 2,201,632.00	- 2,767.58	- 2,201,632.00
5 Dec 23	COMMISSION OF \$1.38 RBC CAPITAL MARKETS, LLC IMMUNOVANT INC COM				

Portfolio Statement

1 DEC 23 - 31 DEC 23

Account number XXXXXXXXXX
Account Name *UFCW TRI-STATE - EMERALD -SL

◆ Cash Activity Detail

Page 121 of 139

Principal cash - USD

Value Date Entry Date	Transaction Narrative/ Security Description	Local Receipt/ Disbursement	USD Balance	Base Receipt/ Disbursement	Balance
5 Dec 23	PURCHASED 79.00 SHARES 12-01-23 AT A PRICE OF \$71.828000 PLUS BROKER	- 5,676.78	- 2,207,308.78	- 5,676.78	- 2,207,308.78
5 Dec 23	COMMISSION OF \$2.37 STIFEL, NICOLAUS & COMPANY, INCORPORATED FRESHPET INC COM				
5 Dec 23	PURCHASED 80.00 SHARES 12-01-23 AT A PRICE OF \$36.939700 PLUS BROKER	- 2,957.58	- 2,210,266.36	- 2,957.58	- 2,210,266.36
5 Dec 23	COMMISSION OF \$2.40 COWEN AND COMPANY, LLC Q2 HLDGS INC COM				
5 Dec 23	Sold 31,156.180 Units 05-Dec-2023 at a price of 1.00 Net	31,156.18	- 2,179,110.18	31,156.18	- 2,179,110.18
5 Dec 23	NT COLLECTIVE SHORT TERM INVT FD				
5 Dec 23	SOLD 124.00 SHARES 12-01-23 AT A PRICE OF \$36.078300 LESS BROKER	4,469.95	- 2,174,640.23	4,469.95	- 2,174,640.23
5 Dec 23	COMMISSION OF \$3.72 AND OTHER CHARGES OF \$.04 NEEDHAM AND COMPANY LLC ATRICURE INC COM STK				
5 Dec 23	SOLD 17.00 SHARES 12-01-23 AT A PRICE OF \$16.974300 LESS BROKER	288.07	- 2,174,352.16	288.07	- 2,174,352.16
5 Dec 23	COMMISSION OF \$.48 AND OTHER CHARGES OF \$.01 JEFFERIES LLC EXCELERATE ENERGY INC CL A COM CL A COM				
5 Dec 23	SOLD 29.00 SHARES 12-01-23 AT A PRICE OF \$35.701900 LESS BROKER	1,034.77	- 2,173,317.39	1,034.77	- 2,173,317.39
5 Dec 23	COMMISSION OF \$.58 AND OTHER CHARGES OF \$.01 RBC CAPITAL MARKETS, LLC ATRICURE INC COM STK				
5 Dec 23	SOLD 33.00 SHARES 12-01-23 AT A PRICE OF \$117.760200 LESS BROKER	3,885.06	- 2,169,432.33	3,885.06	- 2,169,432.33
5 Dec 23	COMMISSION OF \$.99 AND OTHER CHARGES OF \$.04 STURDIVANT TRINET GROUP INC COM USD0.000025				
5 Dec 23	SOLD 46.00 SHARES 12-01-23 AT A PRICE OF \$45.374400 LESS BROKER	2,086.28	- 2,167,346.05	2,086.28	- 2,167,346.05
5 Dec 23	COMMISSION OF \$.92 AND OTHER CHARGES OF \$.02 RBC CAPITAL MARKETS, LLC LIVANOVA PLC ORD GBP1.00 (DI)				
5 Dec 23	SOLD 75.00 SHARES 12-01-23 AT A PRICE OF \$45.591700 LESS BROKER	3,417.25	- 2,163,928.80	3,417.25	- 2,163,928.80
5 Dec 23	COMMISSION OF \$2.10 AND OTHER CHARGES OF \$.03 JEFFERIES LLC LIVANOVA PLC ORD GBP1.00 (DI)				
5 Dec 23	SOLD 95.00 SHARES 12-01-23 AT A PRICE OF \$10.515000 LESS BROKER	996.26	- 2,162,932.54	996.26	- 2,162,932.54
5 Dec 23	COMMISSION OF \$2.66 AND OTHER CHARGES OF \$.01 J.P. MORGAN SECURITIES LLC EVERI HLDGS INC COM				
6 Dec 23	PURCHASED 136.00 SHARES 12-04-23 AT A PRICE OF \$39.620700 PLUS BROKER	- 5,391.14	- 2,168,323.68	- 5,391.14	- 2,168,323.68
6 Dec 23	COMMISSION OF \$2.72 RBC CAPITAL MARKETS, LLC IMMUNOVANT INC COM				
6 Dec 23	PURCHASED 16.00 SHARES 12-04-23 AT A PRICE OF \$216.663300 PLUS BROKER	- 3,467.06	- 2,171,790.74	- 3,467.06	- 2,171,790.74
6 Dec 23	COMMISSION OF \$.45 JEFFERIES LLC MADRIGAL PHARMACEUTICALS INC COM				

Portfolio Statement

1 DEC 23 - 31 DEC 23

Account number XXXXXXXXXX
Account Name *UFCW TRI-STATE - EMERALD -SL

Page 122 of 139

◆ Cash Activity Detail

Principal cash - USD

Value Date Entry Date	Transaction Narrative/ Security Description	Local Receipt/ Disbursement	USD Balance	Base Receipt/ Disbursement	Balance
6 Dec 23	PURCHASED 163.00 SHARES 12-04-23 AT A PRICE OF \$13.244600 PLUS BROKER	- 2,163.43	- 2,173,954.17	- 2,163.43	- 2,173,954.17
6 Dec 23	COMMISSION OF \$4.56 JEFFERIES LLC DECIPHERA PHARMACEUTICALS INC COM				
6 Dec 23	PURCHASED 181.00 SHARES 12-04-23 AT A PRICE OF \$17.914500 PLUS BROKER	- 3,247.59	- 2,177,201.76	- 3,247.59	- 2,177,201.76
6 Dec 23	COMMISSION OF \$5.07 JEFFERIES LLC AKERO THERAPEUTICS INC COM				
6 Dec 23	PURCHASED 243.00 SHARES 12-04-23 AT A PRICE OF \$12.699500 PLUS BROKER	- 3,092.78	- 2,180,294.54	- 3,092.78	- 2,180,294.54
6 Dec 23	COMMISSION OF \$6.80 J.P. MORGAN SECURITIES LLC ALPHATEC HLDGS INC COM NEW COM NEW				
6 Dec 23	PURCHASED 245.00 SHARES 12-04-23 AT A PRICE OF \$62.711300 PLUS BROKER	- 15,371.13	- 2,195,665.67	- 15,371.13	- 2,195,665.67
6 Dec 23	COMMISSION OF \$6.86 GOLDMAN, SACHS & CO. APELLIS PHARMACEUTICALS INC COM				
6 Dec 23	PURCHASED 28.00 SHARES 12-04-23 AT A PRICE OF \$51.976900 PLUS BROKER	- 1,456.13	- 2,197,121.80	- 1,456.13	- 2,197,121.80
6 Dec 23	COMMISSION OF \$.78 J.P. MORGAN SECURITIES LLC KULICKE & SOFFA INDS INC COM				
6 Dec 23	PURCHASED 62.00 SHARES 12-04-23 AT A PRICE OF \$37.860600 PLUS BROKER	- 2,349.22	- 2,199,471.02	- 2,349.22	- 2,199,471.02
6 Dec 23	COMMISSION OF \$1.86 STURDIVANT Q2 HLDGS INC COM				
6 Dec 23	Sold 28,502.010 Units 06-Dec-2023 at a price of 1.00 Net	28,502.01	- 2,170,969.01	28,502.01	- 2,170,969.01
6 Dec 23	NT COLLECTIVE SHORT TERM INVT FD				
6 Dec 23	SOLD 28.00 SHARES 12-04-23 AT A PRICE OF \$32.248500 LESS BROKER	902.39	- 2,170,066.62	902.39	- 2,170,066.62
6 Dec 23	COMMISSION OF \$.56 AND OTHER CHARGES OF \$.01 RBC CAPITAL MARKETS, LLC MONTROSE ENVIRONMENTAL GROUP INC COM				
6 Dec 23	SOLD 30.00 SHARES 12-04-23 AT A PRICE OF \$118.203200 LESS BROKER	3,545.47	- 2,166,521.15	3,545.47	- 2,166,521.15
6 Dec 23	COMMISSION OF \$.60 AND OTHER CHARGES OF \$.03 RBC CAPITAL MARKETS, LLC TRINET GROUP INC COM USD0.000025				
6 Dec 23	SOLD 39.00 SHARES 12-04-23 AT A PRICE OF \$17.005800 LESS BROKER	662.13	- 2,165,859.02	662.13	- 2,165,859.02
6 Dec 23	COMMISSION OF \$1.09 AND OTHER CHARGES OF \$.01 J.P. MORGAN SECURITIES LLC EXCELERATE ENERGY INC CL A COM CL A COM				
6 Dec 23	SOLD 40.00 SHARES 12-04-23 AT A PRICE OF \$50.160900 LESS BROKER	2,005.62	- 2,163,853.40	2,005.62	- 2,163,853.40
6 Dec 23	COMMISSION OF \$.80 AND OTHER CHARGES OF \$.02 RBC CAPITAL MARKETS, LLC ANI PHARMACEUTICALS INC COM				
6 Dec 23	SOLD 7.00 SHARES 12-04-23 AT A PRICE OF \$98.129700 LESS BROKER	686.76	- 2,163,166.64	686.76	- 2,163,166.64
6 Dec 23	COMMISSION OF \$.14 AND OTHER CHARGES OF \$.01 RBC CAPITAL MARKETS, LLC IPG PHOTONICS CORP COM				
7 Dec 23	Purchased 4,593.830 Units 07-Dec-2023 at a price of 1.00 Net	- 4,593.83	- 2,167,760.47	- 4,593.83	- 2,167,760.47
7 Dec 23	NT COLLECTIVE SHORT TERM INVT FD				

Portfolio Statement

1 DEC 23 - 31 DEC 23

Account number XXXXXXXXXX
Account Name *UFCW TRI-STATE - EMERALD -SL

Page 123 of 139

◆ Cash Activity Detail

Principal cash - USD

Value Date Entry Date	Transaction Narrative/ Security Description	Local Receipt/ Disbursement	USD Balance	Base Receipt/ Disbursement	Balance
7 Dec 23	PURCHASED 250.00 SHARES 12-05-23 AT A PRICE OF \$12.781100 PLUS BROKER	- 3,202.78	- 2,170,963.25	- 3,202.78	- 2,170,963.25
7 Dec 23	COMMISSION OF \$7.50 LOOP CAPITAL MARKETS LLC ALPHATEC HLDGS INC COM NEW COM NEW				
7 Dec 23	PURCHASED 32.00 SHARES 12-05-23 AT A PRICE OF \$51.909900 PLUS BROKER	- 1,662.02	- 2,172,625.27	- 1,662.02	- 2,172,625.27
7 Dec 23	COMMISSION OF \$9.00 J.P. MORGAN SECURITIES LLC KULICKE & SOFFA INDS INC COM				
7 Dec 23	SOLD 18.00 SHARES 12-05-23 AT A PRICE OF \$31.187300 LESS BROKER	561.00	- 2,172,064.27	561.00	- 2,172,064.27
7 Dec 23	COMMISSION OF \$.36 AND OTHER CHARGES OF \$.01 RBC CAPITAL MARKETS, LLC MONTROSE ENVIRONMENTAL GROUP INC COM				
7 Dec 23	SOLD 262.00 SHARES 12-05-23 AT A PRICE OF \$6.573600 LESS BROKER	1,714.92	- 2,170,349.35	1,714.92	- 2,170,349.35
7 Dec 23	COMMISSION OF \$7.34 AND OTHER CHARGES OF \$.02 GOLDMAN, SACHS & CO. REPLIMUNE GROUP INC COM				
7 Dec 23	SOLD 27.00 SHARES 12-05-23 AT A PRICE OF \$121.686400 LESS BROKER	3,284.96	- 2,167,064.39	3,284.96	- 2,167,064.39
7 Dec 23	COMMISSION OF \$.54 AND OTHER CHARGES OF \$.03 RBC CAPITAL MARKETS, LLC HERC HLDGS INC COM				
7 Dec 23	SOLD 42.00 SHARES 12-05-23 AT A PRICE OF \$49.673100 LESS BROKER	2,085.41	- 2,164,978.98	2,085.41	- 2,164,978.98
7 Dec 23	COMMISSION OF \$.84 AND OTHER CHARGES OF \$.02 RBC CAPITAL MARKETS, LLC ANI PHARMACEUTICALS INC COM				
7 Dec 23	SOLD 96.00 SHARES 12-05-23 AT A PRICE OF \$16.365100 LESS BROKER	1,568.34	- 2,163,410.64	1,568.34	- 2,163,410.64
7 Dec 23	COMMISSION OF \$2.69 AND OTHER CHARGES OF \$.02 J.P. MORGAN SECURITIES LLC EXCELERATE ENERGY INC CL A COM CL A COM				
8 Dec 23	PURCHASED 110.00 SHARES 12-06-23 AT A PRICE OF \$23.756400 PLUS BROKER	- 2,616.28	- 2,166,026.92	- 2,616.28	- 2,166,026.92
8 Dec 23	COMMISSION OF \$3.08 J.P. MORGAN SECURITIES LLC QUANTERIX CORP COM				
8 Dec 23	PURCHASED 23.00 SHARES 12-06-23 AT A PRICE OF \$407.329800 PLUS BROKER	- 9,369.28	- 2,175,396.20	- 9,369.28	- 2,175,396.20
8 Dec 23	COMMISSION OF \$.69 LOOP CAPITAL MARKETS LLC MONGODB INC CL A CL A				
8 Dec 23	Sold 5,168.290 Units 08-Dec-2023 at a price of 1.00 Net	5,168.29	- 2,170,227.91	5,168.29	- 2,170,227.91
8 Dec 23	NT COLLECTIVE SHORT TERM INVT FD				
8 Dec 23	SOLD 143.00 SHARES 12-06-23 AT A PRICE OF \$22.409500 LESS BROKER	3,200.24	- 2,167,027.67	3,200.24	- 2,167,027.67
8 Dec 23	COMMISSION OF \$4.29 AND OTHER CHARGES OF \$.03 PIPER JAFFRAY & CO CVRX INC COM				
8 Dec 23	SOLD 32.00 SHARES 12-06-23 AT A PRICE OF \$16.081400 LESS BROKER	514.27	- 2,166,513.40	514.27	- 2,166,513.40
8 Dec 23	COMMISSION OF \$.32 AND OTHER CHARGES OF \$.01 CITIGROUP GLOBAL MARKETS INC.CP AND CD EXCELERATE ENERGY INC CL A COM CL A COM				

Portfolio Statement

1 DEC 23 - 31 DEC 23

Account number XXXXXXXXXX
Account Name *UFCW TRI-STATE - EMERALD -SL

Page 124 of 139

◆ Cash Activity Detail

Principal cash - USD

Value Date Entry Date	Transaction Narrative/ Security Description	Local Receipt/ Disbursement	USD Balance	Base Receipt/ Disbursement	Balance
8 Dec 23	SOLD 34.00 SHARES 12-06-23 AT A PRICE OF \$31.524800 LESS BROKER	1,071.49	- 2,165,441.91	1,071.49	- 2,165,441.91
8 Dec 23	COMMISSION OF \$.34 AND OTHER CHARGES OF \$.01 MORGAN STANLEY & CO. LLC MONTROSE ENVIRONMENTAL GROUP INC COM				
8 Dec 23	SOLD 34.00 SHARES 12-06-23 AT A PRICE OF \$49.455400 LESS BROKER	1,680.78	- 2,163,761.13	1,680.78	- 2,163,761.13
8 Dec 23	COMMISSION OF \$.68 AND OTHER CHARGES OF \$.02 RBC CAPITAL MARKETS, LLC ANI PHARMACEUTICALS INC COM				
11 Dec 23	Purchased 66,354.450 Units 11-Dec-2023 at a price of 1.00 Net	- 66,354.45	- 2,230,115.58	- 66,354.45	- 2,230,115.58
11 Dec 23	NT COLLECTIVE SHORT TERM INVT FD				
11 Dec 23	PURCHASED 100.00 SHARES 12-07-23 AT A PRICE OF \$238.696400 PLUS BROKER	- 23,871.64	- 2,253,987.22	- 23,871.64	- 2,253,987.22
11 Dec 23	COMMISSION OF \$2.00 RBC CAPITAL MARKETS, LLC MADRIGAL PHARMACEUTICALS INC COM				
11 Dec 23	PURCHASED 43.00 SHARES 12-07-23 AT A PRICE OF \$239.427400 PLUS BROKER	- 10,296.58	- 2,264,283.80	- 10,296.58	- 2,264,283.80
11 Dec 23	COMMISSION OF \$1.20 JEFFERIES LLC MADRIGAL PHARMACEUTICALS INC COM				
11 Dec 23	PURCHASED 7.00 SHARES 12-07-23 AT A PRICE OF \$239.558200 PLUS BROKER	- 1,677.11	- 2,265,960.91	- 1,677.11	- 2,265,960.91
11 Dec 23	COMMISSION OF \$.20 GOLDMAN, SACHS & CO. MADRIGAL PHARMACEUTICALS INC COM				
11 Dec 23	PURCHASED 73.00 SHARES 12-07-23 AT A PRICE OF \$14.060000 PLUS BROKER	- 1,028.57	- 2,266,989.48	- 1,028.57	- 2,266,989.48
11 Dec 23	COMMISSION OF \$2.19 RBC CAPITAL MARKETS, LLC DECIPHERA PHARMACEUTICALS INC COM				
11 Dec 23	PURCHASED 85.00 SHARES 12-07-23 AT A PRICE OF \$13.720200 PLUS BROKER	- 1,167.92	- 2,268,157.40	- 1,167.92	- 2,268,157.40
11 Dec 23	COMMISSION OF \$1.70 RBC CAPITAL MARKETS, LLC DECIPHERA PHARMACEUTICALS INC COM				
11 Dec 23	SOLD 109.00 SHARES 12-07-23 AT A PRICE OF \$240.532800 LESS BROKER	26,214.82	- 2,241,942.58	26,214.82	- 2,241,942.58
11 Dec 23	COMMISSION OF \$3.05 AND OTHER CHARGES OF \$.21 GOLDMAN, SACHS & CO. UNITED THERAPEUTICS CORP DEL COM STK				
11 Dec 23	SOLD 290.00 SHARES 12-07-23 AT A PRICE OF \$79.079300 LESS BROKER	22,924.69	- 2,219,017.89	22,924.69	- 2,219,017.89
11 Dec 23	COMMISSION OF \$.12 AND OTHER CHARGES OF \$.19 GOLDMAN, SACHS & CO. XPO INC COM				
11 Dec 23	SOLD 37.00 SHARES 12-07-23 AT A PRICE OF \$463.110200 LESS BROKER	17,133.83	- 2,201,884.06	17,133.83	- 2,201,884.06
11 Dec 23	COMMISSION OF \$1.11 AND OTHER CHARGES OF \$.14 STIFEL, NICOLAUS & COMPANY, INCORPORATE LULULEMON ATHLETICA INC COM				
11 Dec 23	SOLD 392.00 SHARES 12-07-23 AT A PRICE OF \$10.026700 LESS BROKER	3,922.59	- 2,197,961.47	3,922.59	- 2,197,961.47
11 Dec 23	COMMISSION OF \$7.84 AND OTHER CHARGES OF \$.04 RBC CAPITAL MARKETS, LLC EVERI HLDGS INC COM				

Portfolio Statement

1 DEC 23 - 31 DEC 23

Account number XXXXXXXXXX
Account Name *UFCW TRI-STATE - EMERALD -SL

◆ Cash Activity Detail

Page 125 of 139

Principal cash - USD

Value Date Entry Date	Transaction Narrative/ Security Description	Local Receipt/ Disbursement	USD Balance	Base Receipt/ Disbursement	Balance
11 Dec 23	SOLD 46.00 SHARES 12-07-23 AT A PRICE OF \$10.100000 LESS BROKER	463.21	- 2,197,498.26	463.21	- 2,197,498.26
11 Dec 23	COMMISSION OF \$1.38 AND OTHER CHARGES OF \$.01 RBC CAPITAL MARKETS, LLC EVERI HLDGS INC COM				
11 Dec 23	SOLD 74.00 SHARES 12-07-23 AT A PRICE OF \$466.065600 LESS BROKER	34,486.50	- 2,163,011.76	34,486.50	- 2,163,011.76
11 Dec 23	COMMISSION OF \$2.07 AND OTHER CHARGES OF \$.28 GOLDMAN, SACHS & CO. LULULEMON ATHLETICA INC COM				
12 Dec 23	PURCHASED 83.00 SHARES 12-08-23 AT A PRICE OF \$13.010600 PLUS BROKER	- 1,082.37	- 2,164,094.13	- 1,082.37	- 2,164,094.13
12 Dec 23	COMMISSION OF \$2.49 STIFEL, NICOLAUS & COMPANY, INCORPORATED HIRERIGHT HLDGS CORP COM				
12 Dec 23	PURCHASED 83.00 SHARES 12-08-23 AT A PRICE OF \$264.495400 PLUS BROKER	- 21,955.61	- 2,186,049.74	- 21,955.61	- 2,186,049.74
12 Dec 23	COMMISSION OF \$2.49 LOOP CAPITAL MARKETS LLC SUPER MICRO COMPUTER INC COM USD0.001				
12 Dec 23	Sold 340.980 Units 12-Dec-2023 at a price of 1.00 Net	340.98	- 2,185,708.76	340.98	- 2,185,708.76
12 Dec 23	NT COLLECTIVE SHORT TERM INVT FD				
12 Dec 23	SOLD 1,282.00 SHARES 12-08-23 AT A PRICE OF \$3.631500 LESS BROKER	4,617.08	- 2,181,091.68	4,617.08	- 2,181,091.68
12 Dec 23	COMMISSION OF \$38.46 AND OTHER CHARGES OF \$.04 COWEN AND COMPANY LLC MANNKIND CORP COM USD0.01(POST REV SPLIT)				
12 Dec 23	SOLD 518.00 SHARES 12-08-23 AT A PRICE OF \$32.915500 LESS BROKER	17,034.55	- 2,164,057.13	17,034.55	- 2,164,057.13
12 Dec 23	COMMISSION OF \$15.54 AND OTHER CHARGES OF \$.14 J.P. MORGAN SECURITIES LLC PURE STORAGE INC CL A CL A				
13 Dec 23	Purchased 1,011.130 Units 13-Dec-2023 at a price of 1.00 Net	- 1,011.13	- 2,165,068.26	- 1,011.13	- 2,165,068.26
13 Dec 23	NT COLLECTIVE SHORT TERM INVT FD				
13 Dec 23	PURCHASED 53.00 SHARES 12-11-23 AT A PRICE OF \$208.156300 PLUS BROKER	- 11,033.76	- 2,176,102.02	- 11,033.76	- 2,176,102.02
13 Dec 23	COMMISSION OF \$1.48 GOLDMAN, SACHS & CO. MADRIGAL PHARMACEUTICALS INC COM				
13 Dec 23	PURCHASED 67.00 SHARES 12-11-23 AT A PRICE OF \$49.580000 PLUS BROKER	- 3,323.74	- 2,179,425.76	- 3,323.74	- 2,179,425.76
13 Dec 23	COMMISSION OF \$1.88 J.P. MORGAN SECURITIES LLC AXOS FINL INC COM				
13 Dec 23	PURCHASED 69.00 SHARES 12-07-23 AT A PRICE OF \$12.968100 PLUS BROKER	- 896.87	- 2,180,322.63	- 896.87	- 2,180,322.63
13 Dec 23	COMMISSION OF \$2.07 STIFEL, NICOLAUS & COMPANY, INCORPORATED HIRERIGHT HLDGS CORP COM				
13 Dec 23	SOLD 67.00 SHARES 12-11-23 AT A PRICE OF \$41.404000 LESS BROKER	2,772.70	- 2,177,549.93	2,772.70	- 2,177,549.93
13 Dec 23	COMMISSION OF \$1.34 AND OTHER CHARGES OF \$.03 RBC CAPITAL MARKETS, LLC CACTUS INC CL A CL A				
13 Dec 23	SOLD 71.00 SHARES 12-11-23 AT A PRICE OF \$79.117200 LESS BROKER	5,615.14	- 2,171,934.79	5,615.14	- 2,171,934.79
13 Dec 23	COMMISSION OF \$2.13 AND OTHER CHARGES OF \$.05 LOOP CAPITAL MARKETS LLC BLUEPRINT MEDICINES CORP COM				

Portfolio Statement

1 DEC 23 - 31 DEC 23

Account number XXXXXXXXXX
Account Name *UFCW TRI-STATE - EMERALD -SL

◆ Cash Activity Detail

Page 126 of 139

Principal cash - USD

Value Date Entry Date	Transaction Narrative/ Security Description	Local Receipt/ Disbursement	USD Balance	Base Receipt/ Disbursement	Balance
13 Dec 23	SOLD 83.00 SHARES 12-11-23 AT A PRICE OF \$22.308200 LESS BROKER	1,849.07	- 2,170,085.72	1,849.07	- 2,170,085.72
13 Dec 23	COMMISSION OF \$2.49 AND OTHER CHARGES OF \$.02 SUNTRUST CAPITAL MARKETS INC. MODEL N INC COM USD0.00015				
13 Dec 23	SOLD 905.00 SHARES 12-11-23 AT A PRICE OF \$3.532700 LESS BROKER	3,169.91	- 2,166,915.81	3,169.91	- 2,166,915.81
13 Dec 23	COMMISSION OF \$27.15 AND OTHER CHARGES OF \$.03 COWEN AND COMPANY LLC MANNKIND CORP COM USD0.01(POST REV SPLIT)				
13 Dec 23	SOLD 98.00 SHARES 12-11-23 AT A PRICE OF \$28.874800 LESS BROKER	2,826.96	- 2,164,088.85	2,826.96	- 2,164,088.85
13 Dec 23	COMMISSION OF \$2.74 AND OTHER CHARGES OF \$.03 J.P. MORGAN SECURITIES LLC CHAMPIONX CORPORATION COM USD0.01 WI				
14 Dec 23	MANDATORY MERGER FOR CASH EFFECTIVE 2023-12-14 PAYABLE 2023-12-14 AT	69,845.00	- 2,094,243.85	69,845.00	- 2,094,243.85
14 Dec 23	\$229.0 PER SHARE #REORG/SEAGEN INC CASH MERGER 12-14-2023				
14 Dec 23	Purchased 56,729.070 Units 14-Dec-2023 at a price of 1.00 Net	- 56,729.07	- 2,150,972.92	- 56,729.07	- 2,150,972.92
14 Dec 23	NT COLLECTIVE SHORT TERM INVT FD				
14 Dec 23	PURCHASED 373.00 SHARES 12-12-23 AT A PRICE OF \$92.765600 PLUS BROKER	- 34,609.03	- 2,185,581.95	- 34,609.03	- 2,185,581.95
14 Dec 23	COMMISSION OF \$7.46 RBC CAPITAL MARKETS, LLC APOLLO GLOBAL MANAGEMENT INC COM USD0.00001				
14 Dec 23	SOLD 121.00 SHARES 12-12-23 AT A PRICE OF \$82.196500 LESS BROKER	9,942.31	- 2,175,639.64	9,942.31	- 2,175,639.64
14 Dec 23	COMMISSION OF \$3.39 AND OTHER CHARGES OF \$.08 GOLDMAN, SACHS & CO. BLUEPRINT MEDICINES CORP COM				
14 Dec 23	SOLD 179.00 SHARES 12-12-23 AT A PRICE OF \$22.383200 LESS BROKER	4,001.18	- 2,171,638.46	4,001.18	- 2,171,638.46
14 Dec 23	COMMISSION OF \$5.37 AND OTHER CHARGES OF \$.04 SUNTRUST CAPITAL MARKETS INC. MODEL N INC COM USD0.00015				
14 Dec 23	SOLD 27.00 SHARES 12-12-23 AT A PRICE OF \$40.357100 LESS BROKER	1,089.09	- 2,170,549.37	1,089.09	- 2,170,549.37
14 Dec 23	COMMISSION OF \$.54 AND OTHER CHARGES OF \$.01 RBC CAPITAL MARKETS, LLC CACTUS INC CL A CL A				
14 Dec 23	SOLD 478.00 SHARES 12-12-23 AT A PRICE OF \$7.397000 LESS BROKER	3,521.40	- 2,167,027.97	3,521.40	- 2,167,027.97
14 Dec 23	COMMISSION OF \$14.34 AND OTHER CHARGES OF \$.03 COWEN AND COMPANY LLC REPLIMUNE GROUP INC COM				
14 Dec 23	SOLD 89.00 SHARES 12-12-23 AT A PRICE OF \$28.331700 LESS BROKER	2,519.00	- 2,164,508.97	2,519.00	- 2,164,508.97
14 Dec 23	COMMISSION OF \$2.49 AND OTHER CHARGES OF \$.03 J.P. MORGAN SECURITIES LLC CHAMPIONX CORPORATION COM USD0.01 WI				
15 Dec 23	PURCHASED 109.00 SHARES 12-13-23 AT A PRICE OF \$119.409200 PLUS BROKER	- 13,018.65	- 2,177,527.62	- 13,018.65	- 2,177,527.62
15 Dec 23	COMMISSION OF \$3.05 GOLDMAN, SACHS & CO. CHART INDS INC COM PAR \$0.01 COM PAR \$0.01				

Portfolio Statement

1 DEC 23 - 31 DEC 23

Account number XXXXXXXXXX
Account Name *UFCW TRI-STATE - EMERALD -SL

Page 127 of 139

◆ Cash Activity Detail

Principal cash - USD

Value Date Entry Date	Transaction Narrative/ Security Description	Local Receipt/ Disbursement	USD Balance	Base Receipt/ Disbursement	Balance
15 Dec 23	PURCHASED 18.00 SHARES 12-13-23 AT A PRICE OF \$51.104300 PLUS BROKER	- 920.38	- 2,178,448.00	- 920.38	- 2,178,448.00
15 Dec 23	COMMISSION OF \$.50 GOLDMAN, SACHS & CO. AXOS FINL INC COM				
15 Dec 23	PURCHASED 53.00 SHARES 12-13-23 AT A PRICE OF \$79.600500 PLUS BROKER	- 4,220.42	- 2,182,668.42	- 4,220.42	- 2,182,668.42
15 Dec 23	COMMISSION OF \$1.59 STURDIVANT POPULAR INC COM NEW COM USD6 (POST REV SPLIT)				
15 Dec 23	PURCHASED 54.00 SHARES 12-13-23 AT A PRICE OF \$338.677700 PLUS BROKER	- 18,289.68	- 2,200,958.10	- 18,289.68	- 2,200,958.10
15 Dec 23	COMMISSION OF \$1.08 RBC CAPITAL MARKETS, LLC KINSALE CAP GROUP INC COM				
15 Dec 23	PURCHASED 58.00 SHARES 12-13-23 AT A PRICE OF \$83.634400 PLUS BROKER	- 4,851.96	- 2,205,810.06	- 4,851.96	- 2,205,810.06
15 Dec 23	COMMISSION OF \$1.16 RBC CAPITAL MARKETS, LLC IMPINJ INC COM				
15 Dec 23	PURCHASED 66.00 SHARES 12-13-23 AT A PRICE OF \$13.397300 PLUS BROKER	- 886.20	- 2,206,696.26	- 886.20	- 2,206,696.26
15 Dec 23	COMMISSION OF \$1.98 LOOP CAPITAL MARKETS LLC ALPHATEC HLDGS INC COM NEW COM NEW				
15 Dec 23	PURCHASED 71.00 SHARES 12-13-23 AT A PRICE OF \$15.206200 PLUS BROKER	- 1,081.63	- 2,207,777.89	- 1,081.63	- 2,207,777.89
15 Dec 23	COMMISSION OF \$1.99 GOLDMAN, SACHS & CO. DECIPHERA PHARMACEUTICALS INC COM				
15 Dec 23	PURCHASED 823.00 SHARES 12-13-23 AT A PRICE OF \$27.468600 PLUS BROKER	- 22,623.12	- 2,230,401.01	- 22,623.12	- 2,230,401.01
15 Dec 23	COMMISSION OF \$16.46 RBC CAPITAL MARKETS, LLC ACADIA PHARMACEUTICALS INC COM				
15 Dec 23	PURCHASED 83.00 SHARES 12-13-23 AT A PRICE OF \$13.289100 PLUS BROKER	- 1,105.32	- 2,231,506.33	- 1,105.32	- 2,231,506.33
15 Dec 23	COMMISSION OF \$2.32 JEFFERIES LLC ALPHATEC HLDGS INC COM NEW COM NEW				
15 Dec 23	PURCHASED 84.00 SHARES 12-13-23 AT A PRICE OF \$38.458500 PLUS BROKER	- 3,232.19	- 2,234,738.52	- 3,232.19	- 2,234,738.52
15 Dec 23	COMMISSION OF \$1.68 RBC CAPITAL MARKETS, LLC Q2 HLDGS INC COM				
15 Dec 23	Sold 5,848.770 Units 15-Dec-2023 at a price of 1.00 Net	5,848.77	- 2,228,889.75	5,848.77	- 2,228,889.75
15 Dec 23	NT COLLECTIVE SHORT TERM INVT FD				
15 Dec 23	SOLD 115.00 SHARES 12-13-23 AT A PRICE OF \$22.446500 LESS BROKER	2,577.87	- 2,226,311.88	2,577.87	- 2,226,311.88
15 Dec 23	COMMISSION OF \$3.45 AND OTHER CHARGES OF \$.03 SUNTRUST CAPITAL MARKETS INC. MODEL N INC COM USD0.00015				
15 Dec 23	SOLD 210.00 SHARES 12-13-23 AT A PRICE OF \$39.808000 LESS BROKER	8,355.41	- 2,217,956.47	8,355.41	- 2,217,956.47
15 Dec 23	COMMISSION OF \$4.20 AND OTHER CHARGES OF \$.07 RBC CAPITAL MARKETS, LLC SIMPLY GOOD FOODS CO COM				

Portfolio Statement

1 DEC 23 - 31 DEC 23

Account number XXXXXXXXXX
Account Name *UFCW TRI-STATE - EMERALD -SL

◆ Cash Activity Detail

Page 128 of 139

Principal cash - USD

Value Date Entry Date	Transaction Narrative/ Security Description	Local Receipt/ Disbursement	USD Balance	Base Receipt/ Disbursement	Balance
15 Dec 23	SOLD 281.00 SHARES 12-13-23 AT A PRICE OF \$107.674500 LESS BROKER	30,250.66	- 2,187,705.81	30,250.66	- 2,187,705.81
15 Dec 23	COMMISSION OF \$5.62 AND OTHER CHARGES OF \$.25 RBC CAPITAL MARKETS, LLC ENPHASE ENERGY INC COM				
15 Dec 23	SOLD 42.00 SHARES 12-13-23 AT A PRICE OF \$40.000000 LESS BROKER	1,678.72	- 2,186,027.09	1,678.72	- 2,186,027.09
15 Dec 23	COMMISSION OF \$1.26 AND OTHER CHARGES OF \$.02 RBC CAPITAL MARKETS, LLC SIMPLY GOOD FOODS CO COM				
15 Dec 23	SOLD 84.00 SHARES 12-13-23 AT A PRICE OF \$252.257400 LESS BROKER	21,187.77	- 2,164,839.32	21,187.77	- 2,164,839.32
15 Dec 23	COMMISSION OF \$1.68 AND OTHER CHARGES OF \$.17 RBC CAPITAL MARKETS, LLC UNITED THERAPEUTICS CORP DEL COM STK				
18 Dec 23	Purchased 1,629.920 Units 18-Dec-2023 at a price of 1.00 Net	- 1,629.92	- 2,166,469.24	- 1,629.92	- 2,166,469.24
18 Dec 23	NT COLLECTIVE SHORT TERM INVT FD				
18 Dec 23	PURCHASED 27.00 SHARES 12-14-23 AT A PRICE OF \$181.262200 PLUS BROKER	- 4,894.62	- 2,171,363.86	- 4,894.62	- 2,171,363.86
18 Dec 23	COMMISSION OF \$.54 RBC CAPITAL MARKETS, LLC INSTALLED BLDG PRODS INC COM				
18 Dec 23	PURCHASED 273.00 SHARES 12-14-23 AT A PRICE OF \$89.618400 PLUS BROKER	- 24,474.01	- 2,195,837.87	- 24,474.01	- 2,195,837.87
18 Dec 23	COMMISSION OF \$.19 NEEDHAM AND COMPANY LLC MODERNA INC COM				
18 Dec 23	PURCHASED 544.00 SHARES 12-14-23 AT A PRICE OF \$14.015800 PLUS BROKER	- 7,640.92	- 2,203,478.79	- 7,640.92	- 2,203,478.79
18 Dec 23	COMMISSION OF \$16.32 JANNEY MONTGOMERY SCOTT LLC BANC CALIF INC COM				
18 Dec 23	PURCHASED 84.00 SHARES 12-14-23 AT A PRICE OF \$14.067000 PLUS BROKER	- 1,184.15	- 2,204,662.94	- 1,184.15	- 2,204,662.94
18 Dec 23	COMMISSION OF \$2.52 LOOP CAPITAL MARKETS LLC ALPHATEC HLDGS INC COM NEW COM NEW				
18 Dec 23	SOLD 126.00 SHARES 12-14-23 AT A PRICE OF \$24.012400 LESS BROKER	3,021.75	- 2,201,641.19	3,021.75	- 2,201,641.19
18 Dec 23	COMMISSION OF \$3.78 AND OTHER CHARGES OF \$.03 LOOP CAPITAL MARKETS LLC MODEL N INC COM USD0.00015				
18 Dec 23	SOLD 334.00 SHARES 12-14-23 AT A PRICE OF \$44.139500 LESS BROKER	14,732.45	- 2,186,908.74	14,732.45	- 2,186,908.74
18 Dec 23	COMMISSION OF \$10.02 AND OTHER CHARGES OF \$.12 NEEDHAM AND COMPANY LLC COHERENT CORP COM				
18 Dec 23	SOLD 48.00 SHARES 12-14-23 AT A PRICE OF \$65.465500 LESS BROKER	3,140.87	- 2,183,767.87	3,140.87	- 2,183,767.87
18 Dec 23	COMMISSION OF \$1.44 AND OTHER CHARGES OF \$.03 LOOP CAPITAL MARKETS LLC INTRA-CELLULAR THERAPIES INC COM				
18 Dec 23	SOLD 85.00 SHARES 12-14-23 AT A PRICE OF \$121.014300 LESS BROKER	10,283.75	- 2,173,484.12	10,283.75	- 2,173,484.12
18 Dec 23	COMMISSION OF \$2.38 AND OTHER CHARGES OF \$.09 GOLDMAN, SACHS & CO. ENPHASE ENERGY INC COM				

Portfolio Statement

1 DEC 23 - 31 DEC 23

Account number XXXXXXXXXX
Account Name *UFCW TRI-STATE - EMERALD -SL

◆ Cash Activity Detail

Page 129 of 139

Principal cash - USD

Value Date Entry Date	Transaction Narrative/ Security Description	Local Receipt/ Disbursement	USD Balance	Base Receipt/ Disbursement	Balance
18 Dec 23	SOLD 87.00 SHARES 12-14-23 AT A PRICE OF \$93.891200 LESS BROKER	8,165.85	- 2,165,318.27	8,165.85	- 2,165,318.27
18 Dec 23	COMMISSION OF \$2.61 AND OTHER CHARGES OF \$.07 STIFEL, NICOLAUS & COMPANY, INCORPORATED BRUNSWICK CORP COM				
19 Dec 23	Purchased 35,504.500 Units 19-Dec-2023 at a price of 1.00 Net	- 35,504.50	- 2,200,822.77	- 35,504.50	- 2,200,822.77
19 Dec 23	NT COLLECTIVE SHORT TERM INVT FD				
19 Dec 23	PURCHASED 22.00 SHARES 12-15-23 AT A PRICE OF \$15.813500 PLUS BROKER	- 348.56	- 2,201,171.33	- 348.56	- 2,201,171.33
19 Dec 23	COMMISSION OF \$.66 LOOP CAPITAL MARKETS LLC DECIPHERA PHARMACEUTICALS INC COM				
19 Dec 23	PURCHASED 58.00 SHARES 12-15-23 AT A PRICE OF \$55.270000 PLUS BROKER	- 3,207.40	- 2,204,378.73	- 3,207.40	- 2,204,378.73
19 Dec 23	COMMISSION OF \$1.74 LOOP CAPITAL MARKETS LLC KULICKE & SOFFA INDS INC COM				
19 Dec 23	SOLD 128.00 SHARES 12-15-23 AT A PRICE OF \$305.190300 LESS BROKER	39,060.46	- 2,165,318.27	39,060.46	- 2,165,318.27
19 Dec 23	COMMISSION OF \$3.58 AND OTHER CHARGES OF \$.32 GOLDMAN, SACHS & CO. PALO ALTO NETWORKS INC COM USD0.0001				
20 Dec 23	Purchased 176,635.250 Units 20-Dec-2023 at a price of 1.00 Net	- 176,635.25	- 2,341,953.52	- 176,635.25	- 2,341,953.52
20 Dec 23	NT COLLECTIVE SHORT TERM INVT FD				
20 Dec 23	PURCHASED 115.00 SHARES 12-18-23 AT A PRICE OF \$41.772000 PLUS BROKER	- 4,807.23	- 2,346,760.75	- 4,807.23	- 2,346,760.75
20 Dec 23	COMMISSION OF \$3.45 LOOP CAPITAL MARKETS LLC IMMUNOVANT INC COM				
20 Dec 23	PURCHASED 23.00 SHARES 12-18-23 AT A PRICE OF \$555.000000 PLUS BROKER	- 12,765.69	- 2,359,526.44	- 12,765.69	- 2,359,526.44
20 Dec 23	COMMISSION OF \$.69 NEEDHAM AND COMPANY LLC HUBSPOT INC COM				
20 Dec 23	PURCHASED 262.00 SHARES 12-18-23 AT A PRICE OF \$84.698100 PLUS BROKER	- 22,198.76	- 2,381,725.20	- 22,198.76	- 2,381,725.20
20 Dec 23	COMMISSION OF \$7.86 NEEDHAM AND COMPANY LLC CLOUDFLARE INC COM				
20 Dec 23	PURCHASED 396.00 SHARES 12-18-23 AT A PRICE OF \$13.877900 PLUS BROKER	- 5,507.53	- 2,387,232.73	- 5,507.53	- 2,387,232.73
20 Dec 23	COMMISSION OF \$11.88 JANNEY MONTGOMERY SCOTT LLC BANC CALIF INC COM				
20 Dec 23	PURCHASED 67.00 SHARES 12-18-23 AT A PRICE OF \$53.491300 PLUS BROKER	- 3,585.93	- 2,390,818.66	- 3,585.93	- 2,390,818.66
20 Dec 23	COMMISSION OF \$2.01 PIPER JAFFRAY & CO AXOS FINL INC COM				
20 Dec 23	PURCHASED 811.00 SHARES 12-18-23 AT A PRICE OF \$41.772000 PLUS BROKER	- 33,901.42	- 2,424,720.08	- 33,901.42	- 2,424,720.08
20 Dec 23	COMMISSION OF \$24.33 LOOP CAPITAL MARKETS LLC IMMUNOVANT INC COM				
20 Dec 23	PURCHASED 95.00 SHARES 12-18-23 AT A PRICE OF \$15.814200 PLUS BROKER	- 1,505.20	- 2,426,225.28	- 1,505.20	- 2,426,225.28
20 Dec 23	COMMISSION OF \$2.85 LOOP CAPITAL MARKETS LLC DECIPHERA PHARMACEUTICALS INC COM				

Portfolio Statement

1 DEC 23 - 31 DEC 23

Account number XXXXXXXXXX
Account Name *UFCW TRI-STATE - EMERALD -SL

Page 130 of 139

◆ Cash Activity Detail

Principal cash - USD

Value Date Entry Date	Transaction Narrative/ Security Description	Local Receipt/ Disbursement	USD Balance	Base Receipt/ Disbursement	Balance
20 Dec 23 20 Dec 23	SOLD 105.00 SHARES 12-18-23 AT A PRICE OF \$33.931000 LESS BROKER COMMISSION OF \$3.15 AND OTHER CHARGES OF \$.03 COWEN AND COMPANY LLC MATCH GROUP INC NEW COM	3,559.58	- 2,422,665.70	3,559.58	- 2,422,665.70
20 Dec 23 20 Dec 23	SOLD 107.00 SHARES 12-18-23 AT A PRICE OF \$18.290100 LESS BROKER COMMISSION OF \$3.21 AND OTHER CHARGES OF \$.02 COWEN AND COMPANY LLC PALANTIR TECHNOLOGIES INC CL A CL A	1,953.81	- 2,420,711.89	1,953.81	- 2,420,711.89
20 Dec 23 20 Dec 23	SOLD 107.00 SHARES 12-18-23 AT A PRICE OF \$38.100000 LESS BROKER COMMISSION OF \$3.21 AND OTHER CHARGES OF \$.04 COWEN AND COMPANY LLC NEW FORTRESS INC CL A SHS REPSTG LTD LIABILITY	4,073.45	- 2,416,638.44	4,073.45	- 2,416,638.44
20 Dec 23 20 Dec 23	SOLD 11.00 SHARES 12-18-23 AT A PRICE OF \$107.001400 LESS BROKER COMMISSION OF \$.33 AND OTHER CHARGES OF \$.01 COWEN AND COMPANY LLC IPG PHOTONICS CORP COM	1,176.68	- 2,415,461.76	1,176.68	- 2,415,461.76
20 Dec 23 20 Dec 23	SOLD 11.00 SHARES 12-18-23 AT A PRICE OF \$120.570000 LESS BROKER COMMISSION OF \$.33 AND OTHER CHARGES OF \$.02 COWEN AND COMPANY LLC DEXCOM INC COM	1,325.92	- 2,414,135.84	1,325.92	- 2,414,135.84
20 Dec 23 20 Dec 23	SOLD 113.00 SHARES 12-18-23 AT A PRICE OF \$23.686900 LESS BROKER COMMISSION OF \$3.39 AND OTHER CHARGES OF \$.03 COWEN AND COMPANY LLC ENVISTA HLDGS CORP COM	2,673.20	- 2,411,462.64	2,673.20	- 2,411,462.64
20 Dec 23 20 Dec 23	SOLD 12.00 SHARES 12-18-23 AT A PRICE OF \$156.540000 LESS BROKER COMMISSION OF \$.36 AND OTHER CHARGES OF \$.02 COWEN AND COMPANY LLC DIAMONDBACK ENERGY INC COM	1,878.10	- 2,409,584.54	1,878.10	- 2,409,584.54
20 Dec 23 20 Dec 23	SOLD 12.00 SHARES 12-18-23 AT A PRICE OF \$187.050000 LESS BROKER COMMISSION OF \$.36 AND OTHER CHARGES OF \$.02 COWEN AND COMPANY LLC ALNYLAM PHARMACEUTICALS INC COM	2,244.22	- 2,407,340.32	2,244.22	- 2,407,340.32
20 Dec 23 20 Dec 23	SOLD 12.00 SHARES 12-18-23 AT A PRICE OF \$190.543400 LESS BROKER COMMISSION OF \$.36 AND OTHER CHARGES OF \$.02 COWEN AND COMPANY LLC SPOTIFY TECHNOLOGY S A COM EURO.025	2,286.14	- 2,405,054.18	2,286.14	- 2,405,054.18
20 Dec 23 20 Dec 23	SOLD 12.00 SHARES 12-18-23 AT A PRICE OF \$272.180000 LESS BROKER COMMISSION OF \$.36 AND OTHER CHARGES OF \$.03 COWEN AND COMPANY LLC CADENCE DESIGN SYS INC COM	3,265.77	- 2,401,788.41	3,265.77	- 2,401,788.41
20 Dec 23 20 Dec 23	SOLD 12.00 SHARES 12-18-23 AT A PRICE OF \$277.994200 LESS BROKER COMMISSION OF \$.36 AND OTHER CHARGES OF \$.03 COWEN AND COMPANY LLC ICON PLC COM	3,335.54	- 2,398,452.87	3,335.54	- 2,398,452.87
20 Dec 23 20 Dec 23	SOLD 120.00 SHARES 12-18-23 AT A PRICE OF \$20.510000 LESS BROKER COMMISSION OF \$3.60 AND OTHER CHARGES OF \$.02 COWEN AND COMPANY LLC TECHNIPFMC PLC COM USD1	2,457.58	- 2,395,995.29	2,457.58	- 2,395,995.29

Portfolio Statement

1 DEC 23 - 31 DEC 23

Account number XXXXXXXXXX
Account Name *UFCW TRI-STATE - EMERALD -SL

◆ Cash Activity Detail

Page 131 of 139

Principal cash - USD

Value Date Entry Date	Transaction Narrative/ Security Description	Local Receipt/ Disbursement	USD Balance	Base Receipt/ Disbursement	Balance
20 Dec 23 20 Dec 23	SOLD 13.00 SHARES 12-18-23 AT A PRICE OF \$122.970000 LESS BROKER COMMISSION OF \$.39 AND OTHER CHARGES OF \$.02 COWEN AND COMPANY LLC ENPHASE ENERGY INC COM	1,598.20	- 2,394,397.09	1,598.20	- 2,394,397.09
20 Dec 23 20 Dec 23	SOLD 13.00 SHARES 12-18-23 AT A PRICE OF \$237.160000 LESS BROKER COMMISSION OF \$.39 AND OTHER CHARGES OF \$.03 COWEN AND COMPANY LLC CONSTELLATION BRANDS INC CL A CL A	3,082.66	- 2,391,314.43	3,082.66	- 2,391,314.43
20 Dec 23 20 Dec 23	SOLD 131.00 SHARES 12-18-23 AT A PRICE OF \$61.193900 LESS BROKER COMMISSION OF \$3.93 AND OTHER CHARGES OF \$.07 COWEN AND COMPANY LLC GXO LOGISTICS INC COM	8,012.40	- 2,383,302.03	8,012.40	- 2,383,302.03
20 Dec 23 20 Dec 23	SOLD 133.00 SHARES 12-18-23 AT A PRICE OF \$44.693100 LESS BROKER COMMISSION OF \$3.99 AND OTHER CHARGES OF \$.05 COWEN AND COMPANY LLC WILLSCOT MOBILE MINI HLDGS CORP COM	5,940.14	- 2,377,361.89	5,940.14	- 2,377,361.89
20 Dec 23 20 Dec 23	SOLD 14.00 SHARES 12-18-23 AT A PRICE OF \$86.870000 LESS BROKER COMMISSION OF \$.42 AND OTHER CHARGES OF \$.01 COWEN AND COMPANY LLC TARGA RES CORP COM	1,215.75	- 2,376,146.14	1,215.75	- 2,376,146.14
20 Dec 23 20 Dec 23	SOLD 16.00 SHARES 12-18-23 AT A PRICE OF \$105.420000 LESS BROKER COMMISSION OF \$.48 AND OTHER CHARGES OF \$.02 COWEN AND COMPANY LLC TERADYNE INC COM	1,686.22	- 2,374,459.92	1,686.22	- 2,374,459.92
20 Dec 23 20 Dec 23	SOLD 16.00 SHARES 12-18-23 AT A PRICE OF \$106.360000 LESS BROKER COMMISSION OF \$.48 AND OTHER CHARGES OF \$.02 COWEN AND COMPANY LLC T ROWE PRICE GROUP INC	1,701.26	- 2,372,758.66	1,701.26	- 2,372,758.66
20 Dec 23 20 Dec 23	SOLD 16.00 SHARES 12-18-23 AT A PRICE OF \$81.690000 LESS BROKER COMMISSION OF \$.48 AND OTHER CHARGES OF \$.02 COWEN AND COMPANY LLC ETSY INC COM	1,306.54	- 2,371,452.12	1,306.54	- 2,371,452.12
20 Dec 23 20 Dec 23	SOLD 16.00 SHARES 12-18-23 AT A PRICE OF \$94.490000 LESS BROKER COMMISSION OF \$.48 AND OTHER CHARGES OF \$.02 COWEN AND COMPANY LLC APOLLO GLOBAL MANAGEMENT INC COM USD0.00001	1,511.34	- 2,369,940.78	1,511.34	- 2,369,940.78
20 Dec 23 20 Dec 23	SOLD 17.00 SHARES 12-18-23 AT A PRICE OF \$215.940000 LESS BROKER COMMISSION OF \$.51 AND OTHER CHARGES OF \$.03 COWEN AND COMPANY LLC LPL FINL HLDGS INC COM	3,670.44	- 2,366,270.34	3,670.44	- 2,366,270.34
20 Dec 23 20 Dec 23	SOLD 17.00 SHARES 12-18-23 AT A PRICE OF \$68.562100 LESS BROKER COMMISSION OF \$.51 AND OTHER CHARGES OF \$.01 COWEN AND COMPANY LLC LATTICE SEMICONDUCTOR CORP COM	1,165.04	- 2,365,105.30	1,165.04	- 2,365,105.30
20 Dec 23 20 Dec 23	SOLD 17.00 SHARES 12-18-23 AT A PRICE OF \$95.750000 LESS BROKER COMMISSION OF \$.51 AND OTHER CHARGES OF \$.02 COWEN AND COMPANY LLC BRUNSWICK CORP COM	1,627.22	- 2,363,478.08	1,627.22	- 2,363,478.08

Portfolio Statement

1 DEC 23 - 31 DEC 23

Account number XXXXXXXXXX
Account Name *UFCW TRI-STATE - EMERALD -SL

Page 132 of 139

◆ Cash Activity Detail

Principal cash - USD

Value Date Entry Date	Transaction Narrative/ Security Description	Local Receipt/ Disbursement	USD Balance	Base Receipt/ Disbursement	Balance
20 Dec 23 20 Dec 23	SOLD 19.00 SHARES 12-18-23 AT A PRICE OF \$145.872200 LESS BROKER COMMISSION OF \$.57 AND OTHER CHARGES OF \$.03 COWEN AND COMPANY LLC EXPEDIA GROUP INC COM USD0.001	2,770.97	- 2,360,707.11	2,770.97	- 2,360,707.11
20 Dec 23 20 Dec 23	SOLD 19.00 SHARES 12-18-23 AT A PRICE OF \$180.890000 LESS BROKER COMMISSION OF \$.57 AND OTHER CHARGES OF \$.03 COWEN AND COMPANY LLC VEEVA SYS INC CL A COM CL A COM	3,436.31	- 2,357,270.80	3,436.31	- 2,357,270.80
20 Dec 23 20 Dec 23	SOLD 20.00 SHARES 12-18-23 AT A PRICE OF \$208.860000 LESS BROKER COMMISSION OF \$.60 AND OTHER CHARGES OF \$.04 COWEN AND COMPANY LLC L3HARRIS TECHNOLOGIES INC COM	4,176.56	- 2,353,094.24	4,176.56	- 2,353,094.24
20 Dec 23 20 Dec 23	SOLD 21.00 SHARES 12-18-23 AT A PRICE OF \$51.890000 LESS BROKER COMMISSION OF \$.63 AND OTHER CHARGES OF \$.01 COWEN AND COMPANY LLC TRIMBLE INC COM TRIMBLE INC	1,089.05	- 2,352,005.19	1,089.05	- 2,352,005.19
20 Dec 23 20 Dec 23	SOLD 219.00 SHARES 12-18-23 AT A PRICE OF \$28.450000 LESS BROKER COMMISSION OF \$6.57 AND OTHER CHARGES OF \$.05 COWEN AND COMPANY LLC ACADIA PHARMACEUTICALS INC COM	6,223.93	- 2,345,781.26	6,223.93	- 2,345,781.26
20 Dec 23 20 Dec 23	SOLD 23.00 SHARES 12-18-23 AT A PRICE OF \$158.542600 LESS BROKER COMMISSION OF \$.69 AND OTHER CHARGES OF \$.03 COWEN AND COMPANY LLC KEYSIGHT TECHNOLOGIES INC COM	3,645.76	- 2,342,135.50	3,645.76	- 2,342,135.50
20 Dec 23 20 Dec 23	SOLD 24.00 SHARES 12-18-23 AT A PRICE OF \$52.230000 LESS BROKER COMMISSION OF \$.72 AND OTHER CHARGES OF \$.02 COWEN AND COMPANY LLC APELLIS PHARMACEUTICALS INC COM	1,252.78	- 2,340,882.72	1,252.78	- 2,340,882.72
20 Dec 23 20 Dec 23	SOLD 240.00 SHARES 12-18-23 AT A PRICE OF \$18.140400 LESS BROKER COMMISSION OF \$7.20 AND OTHER CHARGES OF \$.04 COWEN AND COMPANY LLC MP MATERIALS CORP COM USD0.0001 CL A	4,346.46	- 2,336,536.26	4,346.46	- 2,336,536.26
20 Dec 23 20 Dec 23	SOLD 26.00 SHARES 12-18-23 AT A PRICE OF \$129.338300 LESS BROKER COMMISSION OF \$.78 AND OTHER CHARGES OF \$.03 COWEN AND COMPANY LLC HYATT HOTELS CORP COM CL A COM CL A	3,361.99	- 2,333,174.27	3,361.99	- 2,333,174.27
20 Dec 23 20 Dec 23	SOLD 26.00 SHARES 12-18-23 AT A PRICE OF \$60.604000 LESS BROKER COMMISSION OF \$.78 AND OTHER CHARGES OF \$.02 COWEN AND COMPANY LLC LANTHEUS HLDGS INC COM	1,574.90	- 2,331,599.37	1,574.90	- 2,331,599.37
20 Dec 23 20 Dec 23	SOLD 27.00 SHARES 12-18-23 AT A PRICE OF \$168.466700 LESS BROKER COMMISSION OF \$.81 AND OTHER CHARGES OF \$.04 COWEN AND COMPANY LLC RESMED INC COM	4,547.75	- 2,327,051.62	4,547.75	- 2,327,051.62
20 Dec 23 20 Dec 23	SOLD 27.00 SHARES 12-18-23 AT A PRICE OF \$85.770000 LESS BROKER COMMISSION OF \$.81 AND OTHER CHARGES OF \$.02 COWEN AND COMPANY LLC MODERNA INC COM	2,314.96	- 2,324,736.66	2,314.96	- 2,324,736.66

Portfolio Statement

1 DEC 23 - 31 DEC 23

Account number XXXXXXXXXX
Account Name *UFCW TRI-STATE - EMERALD -SL

Page 133 of 139

◆ Cash Activity Detail

Principal cash - USD

Value Date Entry Date	Transaction Narrative/ Security Description	Local Receipt/ Disbursement	USD Balance	Base Receipt/ Disbursement	Balance
20 Dec 23 20 Dec 23	SOLD 29.00 SHARES 12-18-23 AT A PRICE OF \$258.555700 LESS BROKER COMMISSION OF \$.87 AND OTHER CHARGES OF \$.06 COWEN AND COMPANY LLC CROWDSTRIKE HLDGS INC CL A CL A	7,497.19	- 2,317,239.47	7,497.19	- 2,317,239.47
20 Dec 23 20 Dec 23	SOLD 3.00 SHARES 12-18-23 AT A PRICE OF \$1,192.458900 LESS BROKER COMMISSION OF \$.09 AND OTHER CHARGES OF \$.03 COWEN AND COMPANY LLC METTLER-TOLEDO INTL INC COM	3,577.26	- 2,313,662.21	3,577.26	- 2,313,662.21
20 Dec 23 20 Dec 23	SOLD 3.00 SHARES 12-18-23 AT A PRICE OF \$2,273.674400 LESS BROKER COMMISSION OF \$.09 AND OTHER CHARGES OF \$.06 COWEN AND COMPANY LLC CHIPOTLE MEXICAN GRILL INC COM STK	6,820.87	- 2,306,841.34	6,820.87	- 2,306,841.34
20 Dec 23 20 Dec 23	SOLD 3.00 SHARES 12-18-23 AT A PRICE OF \$2,630.800000 LESS BROKER COMMISSION OF \$.09 AND OTHER CHARGES OF \$.07 COWEN AND COMPANY LLC AUTOZONE INC COM	7,892.24	- 2,298,949.10	7,892.24	- 2,298,949.10
20 Dec 23 20 Dec 23	SOLD 3.00 SHARES 12-18-23 AT A PRICE OF \$293.800000 LESS BROKER COMMISSION OF \$.09 AND OTHER CHARGES OF \$.01 COWEN AND COMPANY LLC EPAM SYS INC COM STK	881.30	- 2,298,067.80	881.30	- 2,298,067.80
20 Dec 23 20 Dec 23	SOLD 32.00 SHARES 12-18-23 AT A PRICE OF \$161.100000 LESS BROKER COMMISSION OF \$.96 AND OTHER CHARGES OF \$.05 COWEN AND COMPANY LLC TAKE-TWO INTERACTIVE SOFTWARE INC COM STK USD0.01	5,154.19	- 2,292,913.61	5,154.19	- 2,292,913.61
20 Dec 23 20 Dec 23	SOLD 33.00 SHARES 12-18-23 AT A PRICE OF \$130.916400 LESS BROKER COMMISSION OF \$.99 AND OTHER CHARGES OF \$.04 COWEN AND COMPANY LLC CHART INDS INC COM PAR \$0.01 COM PAR \$0.01	4,319.21	- 2,288,594.40	4,319.21	- 2,288,594.40
20 Dec 23 20 Dec 23	SOLD 34.00 SHARES 12-18-23 AT A PRICE OF \$98.741200 LESS BROKER COMMISSION OF \$1.02 AND OTHER CHARGES OF \$.03 COWEN AND COMPANY LLC AMPHENOL CORP NEW CL A	3,356.15	- 2,285,238.25	3,356.15	- 2,285,238.25
20 Dec 23 20 Dec 23	SOLD 35.00 SHARES 12-18-23 AT A PRICE OF \$43.530900 LESS BROKER COMMISSION OF \$1.05 AND OTHER CHARGES OF \$.02 COWEN AND COMPANY LLC COHERENT CORP COM	1,522.51	- 2,283,715.74	1,522.51	- 2,283,715.74
20 Dec 23 20 Dec 23	SOLD 36.00 SHARES 12-18-23 AT A PRICE OF \$49.670000 LESS BROKER COMMISSION OF \$1.08 AND OTHER CHARGES OF \$.02 COWEN AND COMPANY LLC CELSIUS HLDGS INC COM NEW COM NEW	1,787.02	- 2,281,928.72	1,787.02	- 2,281,928.72
20 Dec 23 20 Dec 23	SOLD 375.00 SHARES 12-18-23 AT A PRICE OF \$10.160100 LESS BROKER COMMISSION OF \$11.25 AND OTHER CHARGES OF \$.04 COWEN AND COMPANY LLC ADR TEVA PHARMACEUTICAL INDS	3,798.75	- 2,278,129.97	3,798.75	- 2,278,129.97
20 Dec 23 20 Dec 23	SOLD 38.00 SHARES 12-18-23 AT A PRICE OF \$75.680000 LESS BROKER COMMISSION OF \$1.14 AND OTHER CHARGES OF \$.03 COWEN AND COMPANY LLC THE TRADE DESK INC COM CL A COM CL A	2,874.67	- 2,275,255.30	2,874.67	- 2,275,255.30

Portfolio Statement

1 DEC 23 - 31 DEC 23

Account number XXXXXXXXXX
Account Name *UFCW TRI-STATE - EMERALD -SL

◆ Cash Activity Detail

Page 134 of 139

Principal cash - USD

Value Date Entry Date	Transaction Narrative/ Security Description	Local Receipt/ Disbursement	USD Balance	Base Receipt/ Disbursement	Balance
20 Dec 23	SOLD 38.00 SHARES 12-18-23 AT A PRICE OF \$85.690000 LESS BROKER	3,255.05	- 2,272,000.25	3,255.05	- 2,272,000.25
20 Dec 23	COMMISSION OF \$1.14 AND OTHER CHARGES OF \$.03 COWEN AND COMPANY LLC XPO INC COM				
20 Dec 23	SOLD 4.00 SHARES 12-18-23 AT A PRICE OF \$193.720000 LESS BROKER	774.75	- 2,271,225.50	774.75	- 2,271,225.50
20 Dec 23	COMMISSION OF \$.12 AND OTHER CHARGES OF \$.01 COWEN AND COMPANY LLC FIVE BELOW INC COM USD0.01				
20 Dec 23	SOLD 4.00 SHARES 12-18-23 AT A PRICE OF \$212.970000 LESS BROKER	851.75	- 2,270,373.75	851.75	- 2,270,373.75
20 Dec 23	COMMISSION OF \$.12 AND OTHER CHARGES OF \$.01 COWEN AND COMPANY LLC STERIS PLC ORD USD0.001				
20 Dec 23	SOLD 4.00 SHARES 12-18-23 AT A PRICE OF \$305.150000 LESS BROKER	1,220.47	- 2,269,153.28	1,220.47	- 2,269,153.28
20 Dec 23	COMMISSION OF \$.12 AND OTHER CHARGES OF \$.01 COWEN AND COMPANY LLC ROCKWELL AUTOMATION				
20 Dec 23	SOLD 4.00 SHARES 12-18-23 AT A PRICE OF \$306.120000 LESS BROKER	1,224.35	- 2,267,928.93	1,224.35	- 2,267,928.93
20 Dec 23	COMMISSION OF \$.12 AND OTHER CHARGES OF \$.01 COWEN AND COMPANY LLC PALO ALTO NETWORKS INC COM USD0.0001				
20 Dec 23	SOLD 4.00 SHARES 12-18-23 AT A PRICE OF \$391.440000 LESS BROKER	1,565.62	- 2,266,363.31	1,565.62	- 2,266,363.31
20 Dec 23	COMMISSION OF \$.12 AND OTHER CHARGES OF \$.02 COWEN AND COMPANY LLC POOL CORP COM STK				
20 Dec 23	SOLD 4.00 SHARES 12-18-23 AT A PRICE OF \$633.500000 LESS BROKER	2,533.85	- 2,263,829.46	2,533.85	- 2,263,829.46
20 Dec 23	COMMISSION OF \$.12 AND OTHER CHARGES OF \$.03 COWEN AND COMPANY LLC MONOLITHIC PWR SYS INC COM				
20 Dec 23	SOLD 42.00 SHARES 12-18-23 AT A PRICE OF \$39.430000 LESS BROKER	1,654.78	- 2,262,174.68	1,654.78	- 2,262,174.68
20 Dec 23	COMMISSION OF \$1.26 AND OTHER CHARGES OF \$.02 COWEN AND COMPANY LLC UNITY SOFTWARE INC COM				
20 Dec 23	SOLD 43.00 SHARES 12-18-23 AT A PRICE OF \$172.580000 LESS BROKER	7,419.59	- 2,254,755.09	7,419.59	- 2,254,755.09
20 Dec 23	COMMISSION OF \$1.29 AND OTHER CHARGES OF \$.06 COWEN AND COMPANY LLC CHENIERE ENERGY INC COM NEW				
20 Dec 23	SOLD 46.00 SHARES 12-18-23 AT A PRICE OF \$44.470000 LESS BROKER	2,044.22	- 2,252,710.87	2,044.22	- 2,252,710.87
20 Dec 23	COMMISSION OF \$1.38 AND OTHER CHARGES OF \$.02 COWEN AND COMPANY LLC VARONIS SYS INC COM				
20 Dec 23	SOLD 49.00 SHARES 12-18-23 AT A PRICE OF \$97.645000 LESS BROKER	4,783.10	- 2,247,927.77	4,783.10	- 2,247,927.77
20 Dec 23	COMMISSION OF \$1.47 AND OTHER CHARGES OF \$.04 COWEN AND COMPANY LLC BIOMARIN PHARMACEUTICAL INC COM ISIN CH0008107010				
20 Dec 23	SOLD 5.00 SHARES 12-18-23 AT A PRICE OF \$236.360000 LESS BROKER	1,181.64	- 2,246,746.13	1,181.64	- 2,246,746.13
20 Dec 23	COMMISSION OF \$.15 AND OTHER CHARGES OF \$.01 COWEN AND COMPANY LLC VERISK ANALYTICS INC COM USD0.001				

Portfolio Statement

1 DEC 23 - 31 DEC 23

Account number XXXXXXXXXX
Account Name *UFCW TRI-STATE - EMERALD -SL

◆ Cash Activity Detail

Page 135 of 139

Principal cash - USD

Value Date Entry Date	Transaction Narrative/ Security Description	Local Receipt/ Disbursement	USD Balance	Base Receipt/ Disbursement	Balance
20 Dec 23 20 Dec 23	SOLD 51.00 SHARES 12-18-23 AT A PRICE OF \$49.210700 LESS BROKER COMMISSION OF \$1.53 AND OTHER CHARGES OF \$.03 COWEN AND COMPANY LLC COPART INC COM	2,508.19	- 2,244,237.94	2,508.19	- 2,244,237.94
20 Dec 23 20 Dec 23	SOLD 51.00 SHARES 12-18-23 AT A PRICE OF \$72.700000 LESS BROKER COMMISSION OF \$1.53 AND OTHER CHARGES OF \$.03 COWEN AND COMPANY LLC MASTEC INC COM	3,706.14	- 2,240,531.80	3,706.14	- 2,240,531.80
20 Dec 23 20 Dec 23	SOLD 53.00 SHARES 12-18-23 AT A PRICE OF \$80.180000 LESS BROKER COMMISSION OF \$1.59 AND OTHER CHARGES OF \$.04 COWEN AND COMPANY LLC TREX CO INC COM	4,247.91	- 2,236,283.89	4,247.91	- 2,236,283.89
20 Dec 23 20 Dec 23	SOLD 57.00 SHARES 12-18-23 AT A PRICE OF \$127.761400 LESS BROKER COMMISSION OF \$1.71 AND OTHER CHARGES OF \$.06 COWEN AND COMPANY LLC CHURCHILL DOWNS INC COM	7,280.63	- 2,229,003.26	7,280.63	- 2,229,003.26
20 Dec 23 20 Dec 23	SOLD 57.00 SHARES 12-18-23 AT A PRICE OF \$73.110000 LESS BROKER COMMISSION OF \$1.71 AND OTHER CHARGES OF \$.04 COWEN AND COMPANY LLC SHIFT4 PMTS INC CL A CL A	4,165.52	- 2,224,837.74	4,165.52	- 2,224,837.74
20 Dec 23 20 Dec 23	SOLD 59.00 SHARES 12-18-23 AT A PRICE OF \$41.410300 LESS BROKER COMMISSION OF \$1.77 AND OTHER CHARGES OF \$.02 COWEN AND COMPANY LLC DELTA AIR LINES INC DEL COM NEW COM NEW	2,441.42	- 2,222,396.32	2,441.42	- 2,222,396.32
20 Dec 23 20 Dec 23	SOLD 59.00 SHARES 12-18-23 AT A PRICE OF \$84.600000 LESS BROKER COMMISSION OF \$1.77 AND OTHER CHARGES OF \$.04 COWEN AND COMPANY LLC FRESHPET INC COM	4,989.59	- 2,217,406.73	4,989.59	- 2,217,406.73
20 Dec 23 20 Dec 23	SOLD 6.00 SHARES 12-18-23 AT A PRICE OF \$182.353400 LESS BROKER COMMISSION OF \$.18 AND OTHER CHARGES OF \$.01 COWEN AND COMPANY LLC BURLINGTON STORES INC COM	1,093.93	- 2,216,312.80	1,093.93	- 2,216,312.80
20 Dec 23 20 Dec 23	SOLD 6.00 SHARES 12-18-23 AT A PRICE OF \$337.840000 LESS BROKER COMMISSION OF \$.18 AND OTHER CHARGES OF \$.02 COWEN AND COMPANY LLC KINSALE CAP GROUP INC COM	2,026.84	- 2,214,285.96	2,026.84	- 2,214,285.96
20 Dec 23 20 Dec 23	SOLD 6.00 SHARES 12-18-23 AT A PRICE OF \$439.220000 LESS BROKER COMMISSION OF \$.18 AND OTHER CHARGES OF \$.03 COWEN AND COMPANY LLC S&P GLOBAL INC COM	2,635.11	- 2,211,650.85	2,635.11	- 2,211,650.85
20 Dec 23 20 Dec 23	SOLD 6.00 SHARES 12-18-23 AT A PRICE OF \$531.384900 LESS BROKER COMMISSION OF \$.18 AND OTHER CHARGES OF \$.03 COWEN AND COMPANY LLC MSCI INC COM USD0.01	3,188.10	- 2,208,462.75	3,188.10	- 2,208,462.75
20 Dec 23 20 Dec 23	SOLD 60.00 SHARES 12-18-23 AT A PRICE OF \$43.390000 LESS BROKER COMMISSION OF \$1.80 AND OTHER CHARGES OF \$.03 COWEN AND COMPANY LLC ATI INC COM	2,601.57	- 2,205,861.18	2,601.57	- 2,205,861.18

Portfolio Statement

1 DEC 23 - 31 DEC 23

Account number XXXXXXXXXX
Account Name *UFCW TRI-STATE - EMERALD -SL

◆ Cash Activity Detail

Page 136 of 139

Principal cash - USD

Value Date Entry Date	Transaction Narrative/ Security Description	Local Receipt/ Disbursement	USD Balance	Base Receipt/ Disbursement	Balance
20 Dec 23 20 Dec 23	SOLD 64.00 SHARES 12-18-23 AT A PRICE OF \$96.803600 LESS BROKER COMMISSION OF \$1.92 AND OTHER CHARGES OF \$.05 COWEN AND COMPANY LLC INTEGER HLDGS CORP COM	6,193.46	- 2,199,667.72	6,193.46	- 2,199,667.72
20 Dec 23 20 Dec 23	SOLD 69.00 SHARES 12-18-23 AT A PRICE OF \$39.430000 LESS BROKER COMMISSION OF \$2.07 AND OTHER CHARGES OF \$.03 COWEN AND COMPANY LLC EQT CORP COM	2,718.57	- 2,196,949.15	2,718.57	- 2,196,949.15
20 Dec 23 20 Dec 23	SOLD 7.00 SHARES 12-18-23 AT A PRICE OF \$147.030000 LESS BROKER COMMISSION OF \$.21 AND OTHER CHARGES OF \$.01 COWEN AND COMPANY LLC HESS CORP COM STK	1,028.99	- 2,195,920.16	1,028.99	- 2,195,920.16
20 Dec 23 20 Dec 23	SOLD 7.00 SHARES 12-18-23 AT A PRICE OF \$489.610000 LESS BROKER COMMISSION OF \$.21 AND OTHER CHARGES OF \$.03 COWEN AND COMPANY LLC LULULEMON ATHLETICA INC COM	3,427.03	- 2,192,493.13	3,427.03	- 2,192,493.13
20 Dec 23 20 Dec 23	SOLD 72.00 SHARES 12-18-23 AT A PRICE OF \$63.650000 LESS BROKER COMMISSION OF \$2.16 AND OTHER CHARGES OF \$.04 COWEN AND COMPANY LLC WESTERN ALLIANCE BANCORPORATION COM	4,580.60	- 2,187,912.53	4,580.60	- 2,187,912.53
20 Dec 23 20 Dec 23	SOLD 72.00 SHARES 12-18-23 AT A PRICE OF \$87.804000 LESS BROKER COMMISSION OF \$2.16 AND OTHER CHARGES OF \$.06 COWEN AND COMPANY LLC COSTAR GROUP INC COM	6,319.67	- 2,181,592.86	6,319.67	- 2,181,592.86
20 Dec 23 20 Dec 23	SOLD 74.00 SHARES 12-18-23 AT A PRICE OF \$36.810000 LESS BROKER COMMISSION OF \$2.22 AND OTHER CHARGES OF \$.03 COWEN AND COMPANY LLC HALLIBURTON CO COM	2,721.69	- 2,178,871.17	2,721.69	- 2,178,871.17
20 Dec 23 20 Dec 23	SOLD 75.00 SHARES 12-18-23 AT A PRICE OF \$44.446400 LESS BROKER COMMISSION OF \$2.25 AND OTHER CHARGES OF \$.03 COWEN AND COMPANY LLC TENABLE HLDGS INC COM	3,331.20	- 2,175,539.97	3,331.20	- 2,175,539.97
20 Dec 23 20 Dec 23	SOLD 8.00 SHARES 12-18-23 AT A PRICE OF \$230.032300 LESS BROKER COMMISSION OF \$.24 AND OTHER CHARGES OF \$.02 COWEN AND COMPANY LLC MADRIGAL PHARMACEUTICALS INC COM	1,840.00	- 2,173,699.97	1,840.00	- 2,173,699.97
20 Dec 23 20 Dec 23	SOLD 8.00 SHARES 12-18-23 AT A PRICE OF \$253.800000 LESS BROKER COMMISSION OF \$.24 AND OTHER CHARGES OF \$.02 COWEN AND COMPANY LLC ALIGN TECHNOLOGY INC COM	2,030.14	- 2,171,669.83	2,030.14	- 2,171,669.83
20 Dec 23 20 Dec 23	SOLD 8.00 SHARES 12-18-23 AT A PRICE OF \$306.660000 LESS BROKER COMMISSION OF \$.24 AND OTHER CHARGES OF \$.02 COWEN AND COMPANY LLC SUPER MICRO COMPUTER INC COM USD0.001	2,453.02	- 2,169,216.81	2,453.02	- 2,169,216.81
20 Dec 23 20 Dec 23	SOLD 80.00 SHARES 12-18-23 AT A PRICE OF \$36.880700 LESS BROKER COMMISSION OF \$2.40 AND OTHER CHARGES OF \$.03 COWEN AND COMPANY LLC PURE STORAGE INC CL A CL A	2,948.03	- 2,166,268.78	2,948.03	- 2,166,268.78

Portfolio Statement

1 DEC 23 - 31 DEC 23

Account number XXXXXXXXXX
Account Name *UFCW TRI-STATE - EMERALD -SL

◆ Cash Activity Detail

Page 137 of 139

Principal cash - USD

Value Date Entry Date	Transaction Narrative/ Security Description	Local Receipt/ Disbursement	USD Balance	Base Receipt/ Disbursement	Balance
20 Dec 23 20 Dec 23	SOLD 82.00 SHARES 12-18-23 AT A PRICE OF \$45.056600 LESS BROKER COMMISSION OF \$2.46 AND OTHER CHARGES OF \$.03 COWEN AND COMPANY LLC ULTRAGENYX PHARMACEUTICAL INC COM	3,692.15	- 2,162,576.63	3,692.15	- 2,162,576.63
20 Dec 23 20 Dec 23	SOLD 85.00 SHARES 12-18-23 AT A PRICE OF \$19.350000 LESS BROKER COMMISSION OF \$2.55 AND OTHER CHARGES OF \$.02 COWEN AND COMPANY LLC AES CORP COM	1,642.18	- 2,160,934.45	1,642.18	- 2,160,934.45
20 Dec 23 20 Dec 23	SOLD 91.00 SHARES 12-18-23 AT A PRICE OF \$48.313800 LESS BROKER COMMISSION OF \$2.73 AND OTHER CHARGES OF \$.04 COWEN AND COMPANY LLC DARLING INGREDIENTS INC COMSTK	4,393.79	- 2,156,540.66	4,393.79	- 2,156,540.66
20 Dec 23 20 Dec 23	SOLD 96.00 SHARES 12-18-23 AT A PRICE OF \$15.360000 LESS BROKER COMMISSION OF \$2.88 AND OTHER CHARGES OF \$.02 COWEN AND COMPANY LLC BAUSCH + LOMB CORP	1,471.66	- 2,155,069.00	1,471.66	- 2,155,069.00
20 Dec 23 20 Dec 23	SOLD 96.00 SHARES 12-18-23 AT A PRICE OF \$37.510000 LESS BROKER COMMISSION OF \$2.88 AND OTHER CHARGES OF \$.03 COWEN AND COMPANY LLC PINTEREST INC CL A CL A	3,598.05	- 2,151,470.95	3,598.05	- 2,151,470.95
21 Dec 23 21 Dec 23	Purchased 10,712.090 Units 21-Dec-2023 at a price of 1.00 Net NT COLLECTIVE SHORT TERM INVT FD	- 10,712.09	- 2,162,183.04	- 10,712.09	- 2,162,183.04
21 Dec 23 21 Dec 23	PURCHASED 107.00 SHARES 12-18-23 AT A PRICE OF \$129.792200 PLUS BROKER COMMISSION OF \$3.00 GOLDMAN, SACHS & CO. ILLUMINA INC COM	- 13,890.77	- 2,176,073.81	- 13,890.77	- 2,176,073.81
21 Dec 23 21 Dec 23	PURCHASED 278.00 SHARES 12-19-23 AT A PRICE OF \$13.977800 PLUS BROKER COMMISSION OF \$8.34 JANNEY MONTGOMERY SCOTT LLC BANC CALIF INC COM	- 3,894.17	- 2,179,967.98	- 3,894.17	- 2,179,967.98
21 Dec 23 21 Dec 23	PURCHASED 33.00 SHARES 12-19-23 AT A PRICE OF \$45.108500 PLUS BROKER COMMISSION OF \$.99 LOOP CAPITAL MARKETS LLC TENABLE HLDGS INC COM	- 1,489.57	- 2,181,457.55	- 1,489.57	- 2,181,457.55
21 Dec 23 21 Dec 23	PURCHASED 47.00 SHARES 12-19-23 AT A PRICE OF \$311.990000 PLUS BROKER COMMISSION OF \$1.41 RAYMOND JAMES & ASSOCIATES, INC. SUPER MICRO COMPUTER INC COM USD0.001	- 14,664.94	- 2,196,122.49	- 14,664.94	- 2,196,122.49
21 Dec 23 21 Dec 23	SOLD 44.00 SHARES 12-19-23 AT A PRICE OF \$44.459100 LESS BROKER COMMISSION OF \$1.23 AND OTHER CHARGES OF \$.02 JEFFERIES LLC CACTUS INC CL A CL A	1,954.95	- 2,194,167.54	1,954.95	- 2,194,167.54
21 Dec 23 21 Dec 23	SOLD 684.00 SHARES 12-19-23 AT A PRICE OF \$36.854300 LESS BROKER COMMISSION OF \$20.52 AND OTHER CHARGES OF \$.21 RAYMOND JAMES & ASSOCIATES, INC. PURE STORAGE INC CL A CL A	25,187.61	- 2,168,979.93	25,187.61	- 2,168,979.93

Portfolio Statement

1 DEC 23 - 31 DEC 23

Account number XXXXXXXXXX
Account Name *UFCW TRI-STATE - EMERALD -SL

◆ Cash Activity Detail

Page 138 of 139

Principal cash - USD

Value Date Entry Date	Transaction Narrative/ Security Description	Local Receipt/ Disbursement	USD Balance	Base Receipt/ Disbursement	Balance
21 Dec 23	SOLD 80.00 SHARES 12-19-23 AT A PRICE OF \$44.523500 LESS BROKER	3,559.45	- 2,165,420.48	3,559.45	- 2,165,420.48
21 Dec 23	COMMISSION OF \$2.40 AND OTHER CHARGES OF \$.03 LOOP CAPITAL MARKETS LLC CACTUS INC CL A CL A				
22 Dec 23	PURCHASED 11.00 SHARES 12-20-23 AT A PRICE OF \$36.701400 PLUS BROKER	- 404.03	- 2,165,824.51	- 404.03	- 2,165,824.51
22 Dec 23	COMMISSION OF \$.31 GOLDMAN, SACHS & CO. IMMUNOVANT INC COM				
22 Dec 23	PURCHASED 2.00 SHARES 12-20-23 AT A PRICE OF \$72.092300 PLUS BROKER	- 144.22	- 2,165,968.73	- 144.22	- 2,165,968.73
22 Dec 23	COMMISSION OF \$.04 RBC CAPITAL MARKETS, LLC OLLIES BARGAIN OUTLET HLDGS INC COM				
22 Dec 23	PURCHASED 376.00 SHARES 12-20-23 AT A PRICE OF \$37.121900 PLUS BROKER	- 13,965.35	- 2,179,934.08	- 13,965.35	- 2,179,934.08
22 Dec 23	COMMISSION OF \$7.52 RBC CAPITAL MARKETS, LLC IMMUNOVANT INC COM				
22 Dec 23	PURCHASED 94.00 SHARES 12-20-23 AT A PRICE OF \$23.727500 PLUS BROKER	- 2,233.21	- 2,182,167.29	- 2,233.21	- 2,182,167.29
22 Dec 23	COMMISSION OF \$2.82 LOOP CAPITAL MARKETS LLC RXO LLC COM				
22 Dec 23	Sold 285,998.900 Units 22-Dec-2023 at a price of 1.00 Net	285,998.90	- 1,896,168.39	285,998.90	- 1,896,168.39
22 Dec 23	NT COLLECTIVE SHORT TERM INVT FD				
22 Dec 23	SOLD 48.00 SHARES 12-20-23 AT A PRICE OF \$65.077000 LESS BROKER	3,122.71	- 1,893,045.68	3,122.71	- 1,893,045.68
22 Dec 23	COMMISSION OF \$.96 AND OTHER CHARGES OF \$.03 RBC CAPITAL MARKETS, LLC FORWARD AIR CORP COM				
22 Dec 23	SOLD 54.00 SHARES 12-20-23 AT A PRICE OF \$39.578100 LESS BROKER	2,135.58	- 1,890,910.10	2,135.58	- 1,890,910.10
22 Dec 23	COMMISSION OF \$1.62 AND OTHER CHARGES OF \$.02 STURDIVANT SIMPLY GOOD FOODS CO COM				
22 Dec 23	TRANSFERRED TO INVESTMENT MANAGEMENT ADVISORY ACCOUNT XXXXXXXXXX , *UFCW	- 275,000.00	- 2,165,910.10	- 275,000.00	- 2,165,910.10
22 Dec 23	TRI-STATE - CONT/DISB-SL United States dollar				
26 Dec 23	Purchased 3,296.920 Units 26-Dec-2023 at a price of 1.00 Net	- 3,296.92	- 2,169,207.02	- 3,296.92	- 2,169,207.02
26 Dec 23	NT COLLECTIVE SHORT TERM INVT FD				
26 Dec 23	PURCHASED 112.00 SHARES 12-21-23 AT A PRICE OF \$15.439800 PLUS BROKER	- 1,732.62	- 2,170,939.64	- 1,732.62	- 2,170,939.64
26 Dec 23	COMMISSION OF \$3.36 PIPER JAFFRAY & CO DECIPHERA PHARMACEUTICALS INC COM				
26 Dec 23	PURCHASED 28.00 SHARES 12-21-23 AT A PRICE OF \$117.347400 PLUS BROKER	- 3,286.29	- 2,174,225.93	- 3,286.29	- 2,174,225.93
26 Dec 23	COMMISSION OF \$.56 RBC CAPITAL MARKETS, LLC SYNAPTICS INC COM				
26 Dec 23	PURCHASED 45.00 SHARES 12-21-23 AT A PRICE OF \$46.163900 PLUS BROKER	- 2,078.73	- 2,176,304.66	- 2,078.73	- 2,176,304.66
26 Dec 23	COMMISSION OF \$1.35 PIPER JAFFRAY & CO TENABLE HLDGS INC COM				

Portfolio Statement

1 DEC 23 - 31 DEC 23

Account number XXXXXXXXXX
Account Name *UFCW TRI-STATE - EMERALD -SL

◆ Cash Activity Detail

Page 139 of 139

Principal cash - USD

Value Date Entry Date	Transaction Narrative/ Security Description	Local Receipt/ Disbursement	USD Balance	Base Receipt/ Disbursement	Balance
26 Dec 23	SOLD 146.00 SHARES 12-21-23 AT A PRICE OF \$38.794800 LESS BROKER	5,659.61	- 2,170,645.05	5,659.61	- 2,170,645.05
26 Dec 23	COMMISSION OF \$4.38 AND OTHER CHARGES OF \$.05 PIPER JAFFRAY & CO SIMPLY GOOD FOODS CO COM				
26 Dec 23	SOLD 205.00 SHARES 12-21-23 AT A PRICE OF \$15.530000 LESS BROKER	3,177.47	- 2,167,467.58	3,177.47	- 2,167,467.58
26 Dec 23	COMMISSION OF \$6.15 AND OTHER CHARGES OF \$.03 PIPER JAFFRAY & CO EXCELERATE ENERGY INC CL A COM CL A COM				
26 Dec 23	SOLD 412.00 SHARES 12-21-23 AT A PRICE OF \$3.429600 LESS BROKER	1,400.62	- 2,166,066.96	1,400.62	- 2,166,066.96
26 Dec 23	COMMISSION OF \$12.36 AND OTHER CHARGES OF \$.02 COWEN AND COMPANY LLC MANKIND CORP COM USD0.01(POST REV SPLIT)				
27 Dec 23	PURCHASED 34.00 SHARES 12-22-23 AT A PRICE OF \$118.764800 PLUS BROKER	- 4,038.68	- 2,170,105.64	- 4,038.68	- 2,170,105.64
27 Dec 23	COMMISSION OF \$.68 RBC CAPITAL MARKETS, LLC SYNAPTICS INC COM				
27 Dec 23	Sold 3,510.060 Units 27-Dec-2023 at a price of 1.00 Net	3,510.06	- 2,166,595.58	3,510.06	- 2,166,595.58
27 Dec 23	NT COLLECTIVE SHORT TERM INVT FD				
28 Dec 23	PURCHASED 20.00 SHARES 12-26-23 AT A PRICE OF \$119.065100 PLUS BROKER	- 2,381.70	- 2,168,977.28	- 2,381.70	- 2,168,977.28
28 Dec 23	COMMISSION OF \$.40 RBC CAPITAL MARKETS, LLC SYNAPTICS INC COM				
28 Dec 23	Sold 218.180 Units 28-Dec-2023 at a price of 1.00 Net	218.18	- 2,168,759.10	218.18	- 2,168,759.10
28 Dec 23	NT COLLECTIVE SHORT TERM INVT FD				
28 Dec 23	SOLD 65.00 SHARES 12-26-23 AT A PRICE OF \$30.790300 LESS BROKER	1,999.40	- 2,166,759.70	1,999.40	- 2,166,759.70
28 Dec 23	COMMISSION OF \$1.95 AND OTHER CHARGES OF \$.02 PIPER JAFFRAY & CO CVRX INC COM				
29 Dec 23	Purchased 611.900 Units 29-Dec-2023 at a price of 1.00 Net	- 611.90	- 2,167,371.60	- 611.90	- 2,167,371.60
29 Dec 23	NT COLLECTIVE SHORT TERM INVT FD				
	Ending cash balance		- 2,167,371.60		- 2,167,371.60

Portfolio Statements

1 DEC 23 - 31 DEC 23

◆ Contents

	Page
Change in Book and Market Value	1
Change in Cash Value	2
Asset Summary	3
Asset Detail - Base Currency	4
Investment Transaction Summary	6
Investment Transaction Detail	7
* Pending Tran Detail w/Accrued Interest	8
Income & Expense Summary	9
Income & Expense Detail - Base Currency	10
Funding & Disbursement Summary	12
Funding & Disbursement Detail	13
* Capital Change Detail	14
Cash Activity Detail	15

Account Name

UFCW UNION AND PARTICIPATING FOOD INDUSTRY EMPLOYERS TRI-STATE PENSION

Account Number

██████████

Questions?

If you have any questions about this report, call your Northern Trust account administrator.

You may have the right under applicable federal banking law to receive, at no additional cost, separate notifications of securities transactions effected for your account. If you wish to receive separate notifications, please contact your relationship officer.

*No Data Available

Northern Trust

Generated by Northern Trust from periodic data on 12 Jan 24

Portfolio Statement

1 DEC 23 - 31 DEC 23

Account number [REDACTED]
Account Name *UFCW TRI-STATE - NT EXT EQ-SL

◆ Notifications

Please note that this report has been created using the best available data. This report may also contain information provided by third parties, derived by third parties or derived from third party data and/or data that may have been categorized or otherwise reported based upon client direction - Northern Trust assumes no responsibility for the accuracy, timeliness or completeness of any such information. If you have questions regarding third party data or direction as it relates to this report, please contact your Northern Trust relationship team.

The term "Tax Credit" refers to local market terminology for the taxation associated with an income event. It makes no representation or warranty relating to the ability of the recipient to utilize the value as a "credit", "offset" or other benefit for their own tax purposes. Investors should seek their own tax advice relating to the specific tax considerations of investments in such markets. The Tax Credit is informational only data in the context of this report.

Please note where a client may be eligible to reclaim taxes, these are calculated and accrued for as a tax recoverable on ex date. The net amount may include the accrual of withholding taxes, tax credits or both.

Unitized fund trades may be using a preliminary or last known NAV price. The settlement NAV of the fund may not yet be known to Northern Trust and is subject to change.

Northern Trust records impairment entries pursuant to client direction. Impairment entries recorded to satisfy financial accounting and reporting requirements may not be suitable for tax or for other regulatory reporting purposes. Determining appropriate impairment adjustments is the responsibility of the client.

Although most valuation statements are received periodically from the relevant provider, pricing information may be received by Northern Trust as often as daily. As such, pricing information reported within this template, when scheduled against 'Daily Reporting', may be more current than the valuation statement date information. In these instances, the 'Price Date' field will indicate this with a date more current than the Valuation Statement and Statement Received dates.

Please note that this status summary report has been prepared using best available data, including data provided by the fund company and/or client which may, where indicated, represent preliminary or estimated values. The values contained in the status summary report are not intended to represent or suggest any statement about fair value. This report may also utilize information provided by other third parties, derived by third parties or from third party data and/or data that may have been categorized or otherwise reported based upon client direction - Northern Trust assumes no responsibility for the accuracy, timeliness or completeness of any such information. Northern Trust assumes no responsibility for the consequences of investment decisions made in reliance on information contained in this report. If you have questions regarding third party data or direction as it relates to this report, please contact your Northern Trust relationship team.

Although this report has been prepared using information believed to be reliable, it may contain information provided by third parties or derived from third party information, and/or information that may have been obtained from, categorized or otherwise reported based upon client direction. The Northern Trust Company does not guarantee the accuracy, timeliness or completeness of any such information. The information included in this report is intended to assist clients with their financial reporting needs, but you must consult with your accountants, auditors and/or legal counsel to ensure your accounting and financial reporting complies with applicable laws, regulations and accounting guidance. The Northern Trust Company and its affiliates shall have no responsibility for the consequences of investment decisions made in reliance on information contained in this report.

Portfolio Statement

1 DEC 23 - 31 DEC 23

Account number [REDACTED]
Account Name *UFCW TRI-STATE - NT EXT EQ-SL

◆ Change in Book and Market Value

Page 1 of 16

	Cost	Market value	For more information
Opening balance	4,013,517.75	4,927,153.06	
Interportfolio Transfers Out	- 300,000.00	- 300,000.00	See funding & disbursement summary
Total disbursements	- 300,000.00	- 300,000.00	See funding & disbursement summary
Income received	2.39	2.39	See income & expense summary, cash activity detail
Unrealized gain/loss change	0.00	433,960.07	See asset summary
Realized gain/loss	73,847.35	73,847.35	See realized gain/loss summary
Accrued income change	0.09	0.09	See income & expense summary
Closing balance	3,787,367.58	5,134,962.96	

Portfolio Statement

1 DEC 23 - 31 DEC 23

Account number [REDACTED]
Account Name *UFCW TRI-STATE - NT EXT EQ-SL

◆ Change in Cash Value

Page 2 of 16

	Market value	Cost	For more information
Opening balance	0.00	0.00	
Interportfolio transfers out	- 300,000.00	- 300,000.00	See funding & disbursement summary
Total disbursements	- 300,000.00	- 300,000.00	See funding & disbursement summary
Income received	2.39	2.39	See income & expense summary, cash activity detail
Securities bought	- 2.39	- 2.39	See investment transaction summary
Securities sold	300,000.00	300,000.00	See investment transaction summary
Closing balance	0.00	0.00	

Portfolio Statement

31 DEC 2023

Account number XXXXXXXXXX
Account Name *UFCW TRI-STATE - NT EXT EQ-SL

Page 3 of 16

◆ Asset Summary

Country	Accrued income/expense	Market value	Cost	Market	Unrealized gain/loss Translation	Total	Market value incl. accruals	%
<i>Equities</i>								
Funds - common stock								
United States - USD	0.00	5,134,417.96	3,786,822.58	1,347,595.38	0.00	1,347,595.38	5,134,417.96	99.989%
Total funds - common stock	0.00	5,134,417.96	3,786,822.58	1,347,595.38	0.00	1,347,595.38	5,134,417.96	99.989%
Total equities	0.00	5,134,417.96	3,786,822.58	1,347,595.38	0.00	1,347,595.38	5,134,417.96	99.989%
<i>Cash and Cash Equivalents</i>								
Funds - short term investment								
United States - USD	2.48	542.52	542.52	0.00	0.00	0.00	545.00	0.011%
Total funds - short term investment	2.48	542.52	542.52	0.00	0.00	0.00	545.00	0.011%
Total cash and cash equivalents	2.48	542.52	542.52	0.00	0.00	0.00	545.00	0.011%
Total Unrealized Gains						1,347,595.38		
Total Unrealized Losses						0.00		
Total	2.48	5,134,960.48	3,787,365.10	1,347,595.38	0.00	1,347,595.38	5,134,962.96	100.000%

Total Cost incl. Accruals **3,787,367.58**

Portfolio Statement

31 DEC 2023

Account number XXXXXXXXXX
Account Name *UFCW TRI-STATE - NT EXT EQ-SL

Page 4 of 16

◆ Asset Detail - Base Currency

Description/Asset ID		Exchange rate/ Local market price	Accrued income/expense	Market value	Cost	Unrealized gain/loss		Total					
Investment Mgr ID	Shares/PAR value					Market	Translation						
<i>Equities</i>													
Funds - common stock													
United States - USD													
MFB NT COLLECTIVE EXTENDED EQUITY MARKETINDEX FUND CUSIP: 001936CF8													
	4,609.27	1,113.9330000	0.00	5,134,417.96	3,786,822.58	1,347,595.38	0.00	1,347,595.38					
<hr/>													
Total USD			0.00	5,134,417.96	3,786,822.58	1,347,595.38	0.00	1,347,595.38					
<hr/>													
Total United States			0.00	5,134,417.96	3,786,822.58	1,347,595.38	0.00	1,347,595.38					
<hr/>													
Total Funds - Common Stock													
	4,609.27		0.00	5,134,417.96	3,786,822.58	1,347,595.38	0.00	1,347,595.38					
<hr/>													
Total Equities													
	4,609.27		0.00	5,134,417.96	3,786,822.58	1,347,595.38	0.00	1,347,595.38					
<hr/>													
<i>Cash and Cash Equivalents</i>													
<hr/>													
Funds - short term investment													
United States - USD													
NT COLLECTIVE SHORT TERM INVT FD CUSIP: 66586U452													
V1034911301	542.52	1.0000000	2.48	542.52	542.52	0.00	0.00	0.00					
<hr/>													

Portfolio Statement

31 DEC 2023

Account number XXXXXXXXXX
Account Name *UFCW TRI-STATE - NT EXT EQ-SL

Page 5 of 16

◆ Asset Detail - Base Currency

Description/Asset ID Investment Mgr ID Shares/PAR value	Exchange rate/ Local market price	Accrued income/expense	Market value	Cost	Unrealized gain/loss		Total
					Market	Translation	
<i>Cash and Cash Equivalents</i>							
Funds - short term investment							
Total USD		2.48	542.52	542.52	0.00	0.00	0.00
Total United States		2.48	542.52	542.52	0.00	0.00	0.00
Total Funds - Short Term Investment							
542.52		2.48	542.52	542.52	0.00	0.00	0.00
Total Cash and Cash Equivalents							
542.52		2.48	542.52	542.52	0.00	0.00	0.00
Total							
5,151.79		2.48	5,134,960.48	3,787,365.10	1,347,595.38	0.00	1,347,595.38

++ Informational Only Asset - an asset that is not held in the account but that is included in Northern Trust's reports at the client's request solely as a matter of convenience to the client. Custodial and other responsibilities for this asset rest solely with the client or another custodian. Northern Trust has no custodial or other responsibilities for this asset, and the asset is not an asset of any Northern Trust account for purposes of the applicable account agreement.

Portfolio Statement

1 DEC 23 - 31 DEC 23

Account number XXXXXXXXXX
Account Name *UFCW TRI-STATE - NT EXT EQ-SL

◆ Investment Transaction Summary

Page 6 of 16

Asset Type	Principal	Transaction Amount Accrued Interest	Adjustment Amt	Cost	Market	Realized Gain/Loss Translation	Total
<i>Purchases</i>							
Cash and Cash Equivalents							
Funds - short term investment	-2.39	0.00	0.00	2.39	0.00	0.00	0.00
Total cash and cash equivalents	-2.39	0.00	0.00	2.39	0.00	0.00	0.00
Total purchases	-2.39	0.00	0.00	2.39	0.00	0.00	0.00
<i>Sales</i>							
Equities							
Funds - common stock	300,000.00	0.00	0.00	-226,152.65	73,847.35	0.00	73,847.35
Total equities	300,000.00	0.00	0.00	-226,152.65	73,847.35	0.00	73,847.35
Total sales	300,000.00	0.00	0.00	-226,152.65	73,847.35	0.00	73,847.35
Total	299,997.61	0.00	0.00	-226,150.26	73,847.35	0.00	73,847.35

Portfolio Statement

1 DEC 23 - 31 DEC 23

Account number XXXXXXXXXX
Account Name *UFCW TRI-STATE - NT EXT EQ-SL

Page 7 of 16

Investment Transaction Detail

Trade Date	Security Description						Realized Gain/Loss		
Settle Date	Asset ID / Ticker	Shares/PAR	Principal	Transaction Amount	Adjustment Amt	Cost	Market	Translation	Total
Trade Status	Broker / Commission Narrative	Price		Accrued Interest					

Purchases

Cash and Cash Equivalents

Funds - short term investment

United States - USD

5 Dec 23	NT COLLECTIVE SHORT TERM INVT FD	2.390	-2.39	0.00	0.00	2.39	0.00	0.00	0.00
5 Dec 23	CUSIP: 66586U452 /								
Settled		1.000000							
	Purchased 2.390 Units								
	05-Dec-2023 at a price of 1.00								
	Net								
Total United States - USD			-2.39	0.00	0.00	2.39	0.00	0.00	0.00
Total funds - short term investment			-2.39	0.00	0.00	2.39	0.00	0.00	0.00
Total cash and cash equivalents			-2.39	0.00	0.00	2.39	0.00	0.00	0.00
Total purchases		2.39	-2.39	0.00	0.00	2.39	0.00	0.00	0.00

Sales

Equities

Funds - common stock

United States - USD

20 Dec 23	MFB NT COLLECTIVE EXTENDED EQUITY	-275.210	300,000.00	0.00	0.00	-226,103.36	73,896.64	0.00	73,896.64
22 Dec 23	MARKETINDEX FUND								
Settled	CUSIP: 001936CF8 / UIT	1,090.059000							
	SOLD 275.210 UNITS 12-20-23 AT								
	A PRICE OF \$1090.059 NET								
21 Dec 23	MFB NT COLLECTIVE EXTENDED EQUITY	-0.060	0.00	0.00	0.00	-49.29	-49.29	0.00	-49.29
21 Dec 23	MARKETINDEX FUND								
Settled	CUSIP: 001936CF8 / UIT	0.000000							
	TO REPRESENT TRANSACTION COST								
	OF \$64.33 FOR 12/20/2023								
Total United States - USD			300,000.00	0.00	0.00	-226,152.65	73,847.35	0.00	73,847.35
Total funds - common stock			300,000.00	0.00	0.00	-226,152.65	73,847.35	0.00	73,847.35
Total equities			300,000.00	0.00	0.00	-226,152.65	73,847.35	0.00	73,847.35
Total sales			-275.27	300,000.00	0.00	0.00	-226,152.65	73,847.35	0.00
Total transactions			299,997.61	0.00	0.00	-226,150.26	73,847.35	0.00	73,847.35

Portfolio Statement

31 DEC 23

Account number XXXXXXXXXX
Account Name *UFCW TRI-STATE - NT EXT EQ-SL

◆ Pending Tran Detail w/Accrued Interest

Page 8 of 16

			<u>Security description</u>		<u>Cost/Market</u>	<u>Accrued Interest</u>	<u>Total</u>
<u>Trade date/</u>			<u>Asset Id</u>		<u>Local Proceeds</u>	<u>Local</u>	<u>Local Proceeds</u>
<u>Settle date</u>	<u>Country</u>	<u>Trade Status</u>	<u>Trade Expenses</u>	<u>Shares/PAR</u>	<u>Base Proceeds</u>	<u>Base</u>	<u>Base Proceeds</u>
					<u>Base Market</u>	<u>Market</u>	<u>Base Market</u>

NO DATA TO REPORT

Portfolio Statement

1 DEC 23 - 31 DEC 23

Account number [REDACTED]
Account Name *UFCW TRI-STATE - NT EXT EQ-SL

◆ Income & Expense Summary

Page 9 of 16

Type	Receivables last period	Receivables this period	Amount received	Tax recoverable last period	Tax recoverable this period	Tax reclaims received	Accrual receipts/ deliveries	Earned income
<i>Income</i>								
Cash and cash equivalents								
Funds - short term investment	2.39	2.48	2.39	0.00	0.00	0.00	0.00	2.48
Total cash and cash equivalents	2.39	2.48	2.39	0.00	0.00	0.00	0.00	2.48
Total income	2.39	2.48	2.39	0.00	0.00	0.00	0.00	2.48
Net income & expenses	2.39	2.48	2.39	0.00	0.00	0.00	0.00	2.48

Portfolio Statement

1 DEC 23 - 31 DEC 23

Account number XXXXXXXXXX
Account Name *UFCW TRI-STATE - NT EXT EQ-SL

◆ Income & Expense Detail - Base Currency

Page 10 of 16

Description Asset ID/Dates	Rate Shares/PAR	Gross Amount	Tax Recoverable	Tax Withheld	Tax Credit	Net Amount	Transaction Type
<i>Income</i>							
Cash and Cash Equivalents							
Funds - Short Term Investment							
United States - USD							
NT COLLECTIVE SHORT TERM INVT FD	5.6596 0.000	2.39	0.00	0.00	0.00	2.39	Receivable last period
CUSIP: 66586U452							
NT COLLECTIVE SHORT TERM INVT FD	5.6496 0.000	2.48	0.00	0.00	0.00	2.48	Receivable this period
CUSIP: 66586U452							
NT COLLECTIVE SHORT TERM INVT FD	.0000 0.000	2.39	0.00	0.00	0.00	2.39	Received this period
CUSIP: 66586U452 Ex date: 30 NOV 23 / Pay date: 05 DEC 23							
Total Funds - Short Term Investment		2.39	0.00	0.00	0.00	2.39	Receivable last period
		2.48	0.00	0.00	0.00	2.48	Receivable this period
		2.39	0.00	0.00	0.00	2.39	Received this period
		0.00	0.00	0.00	0.00	0.00	Income received from prior
		0.00	0.00	0.00	0.00	0.00	Broker commissions recaptured
		0.00	0.00	0.00	0.00	0.00	Tax recoverable last period
		0.00	0.00	0.00	0.00	0.00	Tax recoverable this period
		0.00	0.00	0.00	0.00	0.00	Tax reclaims received
		0.00	0.00	0.00	0.00	0.00	Income purchased this period
		0.00	0.00	0.00	0.00	0.00	Income sold this period
		0.00	0.00	0.00	0.00	0.00	Tax recoverable received this period
		0.00	0.00	0.00	0.00	0.00	Tax recoverable delivered this period
		0.00	0.00	0.00	0.00	0.00	Accrued income received this period
		0.00	0.00	0.00	0.00	0.00	Accrued income delivered this period
		2.48	0.00	0.00	0.00	2.48	Earned income
Total Cash and Cash Equivalents		2.39	0.00	0.00	0.00	2.39	Receivable last period
		2.48	0.00	0.00	0.00	2.48	Receivable this period
		2.39	0.00	0.00	0.00	2.39	Received this period
		0.00	0.00	0.00	0.00	0.00	Income received from prior
		0.00	0.00	0.00	0.00	0.00	Broker commissions recaptured
		0.00	0.00	0.00	0.00	0.00	Tax recoverable last period
		0.00	0.00	0.00	0.00	0.00	Tax recoverable this period
		0.00	0.00	0.00	0.00	0.00	Tax reclaims received
		0.00	0.00	0.00	0.00	0.00	Income purchased this period
		0.00	0.00	0.00	0.00	0.00	Income sold this period

Portfolio Statement

1 DEC 23 - 31 DEC 23

Account number [REDACTED]
Account Name *UFCW TRI-STATE - NT EXT EQ-SL

◆ Income & Expense Detail - Base Currency

Page 11 of 16

Description Asset ID/Dates	Rate Shares/PAR	Gross Amount	Tax Recoverable	Tax Withheld	Tax Credit	Net Amount	Transaction Type
<i>Income</i>							
Cash and Cash Equivalents							
Funds - Short Term Investment							
		0.00	0.00	0.00	0.00	0.00	Tax recoverable received this period
		0.00	0.00	0.00	0.00	0.00	Tax recoverable delivered this period
		0.00	0.00	0.00	0.00	0.00	Accrued income received this period
		0.00	0.00	0.00	0.00	0.00	Accrued income delivered this period
		2.48	0.00	0.00	0.00	2.48	Earned income
<hr/>							
Total Income		2.39	0.00	0.00	0.00	2.39	Receivable last period
		2.48	0.00	0.00	0.00	2.48	Receivable this period
		2.39	0.00	0.00	0.00	2.39	Received this period
		0.00	0.00	0.00	0.00	0.00	Income received from prior
		0.00	0.00	0.00	0.00	0.00	Broker commissions recaptured
		0.00	0.00	0.00	0.00	0.00	Tax recoverable last period
		0.00	0.00	0.00	0.00	0.00	Tax recoverable this period
		0.00	0.00	0.00	0.00	0.00	Tax reclaims received
		0.00	0.00	0.00	0.00	0.00	Income purchased this period
		0.00	0.00	0.00	0.00	0.00	Income sold this period
		0.00	0.00	0.00	0.00	0.00	Tax recoverable received this period
		0.00	0.00	0.00	0.00	0.00	Tax recoverable delivered this period
		0.00	0.00	0.00	0.00	0.00	Accrued income received this period
		0.00	0.00	0.00	0.00	0.00	Accrued income delivered this period
		2.48	0.00	0.00	0.00	2.48	Earned income

Please note that the Tax Withheld column may contain amounts related to FATCA withholdings

Portfolio Statement

1 DEC 23 - 31 DEC 23

Account number XXXXXXXXXX
Account Name *UFCW TRI-STATE - NT EXT EQ-SL

Page 12 of 16

◆ Funding & Disbursement Summary

Transaction type	Receipts	Disbursements	Accruals	Market value	Cost	Transaction amount Cost on gain/loss	Realized gain/loss	
							Market Translation	Total
Interportfolio Transfers Out	0.00	- 300,000.00	0.00	0.00	0.00	- 300,000.00 0.00	0.00 0.00	0.00
Total	0.00	- 300,000.00	0.00	0.00	0.00	- 300,000.00 0.00	0.00 0.00	0.00

Portfolio Statement

1 DEC 23 - 31 DEC 23

Account number [REDACTED]
Account Name *UFCW TRI-STATE - NT EXT EQ-SL

◆ Funding & Disbursement Detail *Interportfolio Transfers Out*

Page 13 of 16

<u>Trade date</u> <u>Settle date</u> Asset ID	<u>Security description</u> Transaction description	Accrued Income	Market value	Cost	Transaction amount	Realized gain/loss Market Translation	Total
22 Dec 23	United States dollar	0.00	0.00	0.00	- 300,000.00	0.00	0.00
22 Dec 23	TRANSFERRED TO INVESTMENT MANAGEMENT ADVISORY ACCOUNT [REDACTED], *UFCW TRI-STATE - CONT/DISB-SL					0.00	
Total interportfolio transfers out		0.00	0.00	0.00	- 300,000.00	0.00 0.00	0.00
Total		0.00	0.00	0.00		0.00 0.00	0.00

Portfolio Statement

1 DEC 23 - 31 DEC 23

Account number XXXXXXXXXX
Account Name *UFCW TRI-STATE - NT EXT EQ-SL

◆ Capital Change Detail

Page 14 of 16

Ex date	<u>Original security description/Asset ID</u> Shares	Original cost	Change description	Payment Amount	<u>Resulting security description/Asset ID</u> Shares	Resulting cost	Realized gain/loss Market Translation
---------	---	------------------	--------------------	-------------------	--	-------------------	---

NO DATA TO REPORT

Portfolio Statement

1 DEC 23 - 31 DEC 23

Account number [REDACTED]
Account Name *UFCW TRI-STATE - NT EXT EQ-SL

◆ Cash Activity Detail

Page 15 of 16

Income cash - USD

Value Date Entry Date	Transaction Narrative/ Security Description	Local Receipt/ Disbursement	USD Balance	Base Receipt/ Disbursement	Balance
	Beginning cash balance		540.13		540.13
5 Dec 23	INCOME RECEIVED	2.39	542.52	2.39	542.52
5 Dec 23	NT COLLECTIVE SHORT TERM INVT FD				
	Ending cash balance		542.52		542.52

Portfolio Statement

1 DEC 23 - 31 DEC 23

Account number [REDACTED]
Account Name *UFCW TRI-STATE - NT EXT EQ-SL

◆ Cash Activity Detail

Page 16 of 16

Principal cash - USD

Value Date Entry Date	Transaction Narrative/ Security Description	Local Receipt/ Disbursement	USD Balance	Base Receipt/ Disbursement	Balance
	Beginning cash balance		- 540.13		- 540.13
5 Dec 23	Purchased 2.390 Units 05-Dec-2023 at a price of 1.00 Net	- 2.39	- 542.52	- 2.39	- 542.52
5 Dec 23	NT COLLECTIVE SHORT TERM INVT FD				
22 Dec 23	SOLD 275.210 UNITS 12-20-23 AT A PRICE OF \$1090.059 NET	300,000.00	299,457.48	300,000.00	299,457.48
22 Dec 23	MFB NT COLLECTIVE EXTENDED EQUITY MARKETINDEX FUND				
22 Dec 23	TRANSFERRED TO INVESTMENT MANAGEMENT ADVISORY ACCOUNT [REDACTED], *UFCW	- 300,000.00	- 542.52	- 300,000.00	- 542.52
22 Dec 23	TRI-STATE - CONT/DISB-SL United States dollar				
	Ending cash balance		- 542.52		- 542.52

Portfolio Statements

1 DEC 23 - 31 DEC 23

◆ Contents

	Page
Change in Book and Market Value	1
Change in Cash Value	2
Asset Summary	3
Asset Detail - Base Currency	4
Investment Transaction Summary	6
Investment Transaction Detail	7
* Pending Tran Detail w/Accrued Interest	8
Income & Expense Summary	9
Income & Expense Detail - Base Currency	10
Funding & Disbursement Summary	14
Funding & Disbursement Detail	15
* Capital Change Detail	16
Cash Activity Detail	17

Account Name

UFCW TRI-STATE PENSION FUND NTGI-QM EAFE INDEX FUND

Account Number

██████████

Questions?

If you have any questions about this report, call your Northern Trust account administrator.

You may have the right under applicable federal banking law to receive, at no additional cost, separate notifications of securities transactions effected for your account. If you wish to receive separate notifications, please contact your relationship officer.

*No Data Available

Northern Trust

Generated by Northern Trust from periodic data on 12 Jan 24

Portfolio Statement

1 DEC 23 - 31 DEC 23

Account number [REDACTED]
Account Name *UFCW TRI-STATE - NTGI EAFE-SL

◆ Notifications

Please note that this report has been created using the best available data. This report may also contain information provided by third parties, derived by third parties or derived from third party data and/or data that may have been categorized or otherwise reported based upon client direction - Northern Trust assumes no responsibility for the accuracy, timeliness or completeness of any such information. If you have questions regarding third party data or direction as it relates to this report, please contact your Northern Trust relationship team.

The term "Tax Credit" refers to local market terminology for the taxation associated with an income event. It makes no representation or warranty relating to the ability of the recipient to utilise the value as a "credit", "offset" or other benefit for their own tax purposes. Investors should seek their own tax advice relating to the specific tax considerations of investments in such markets. The Tax Credit is informational only data in the context of this report.

Please note where a client may be eligible to reclaim taxes, these are calculated and accrued for as a tax recoverable on ex date. The net amount may include the accrual of withholding taxes, tax credits or both.

Unitized fund trades may be using a preliminary or last known NAV price. The settlement NAV of the fund may not yet be known to Northern Trust and is subject to change.

Northern Trust records impairment entries pursuant to client direction. Impairment entries recorded to satisfy financial accounting and reporting requirements may not be suitable for tax or for other regulatory reporting purposes. Determining appropriate impairment adjustments is the responsibility of the client.

Although most valuation statements are received periodically from the relevant provider, pricing information may be received by Northern Trust as often as daily. As such, pricing information reported within this template, when scheduled against 'Daily Reporting', may be more current than the valuation statement date information. In these instances, the 'Price Date' field will indicate this with a date more current than the Valuation Statement and Statement Received dates.

Please note that this status summary report has been prepared using best available data, including data provided by the fund company and/or client which may, where indicated, represent preliminary or estimated values. The values contained in the status summary report are not intended to represent or suggest any statement about fair value. This report may also utilize information provided by other third parties, derived by third parties or from third party data and/or data that may have been categorized or otherwise reported based upon client direction - Northern Trust assumes no responsibility for the accuracy, timeliness or completeness of any such information. Northern Trust assumes no responsibility for the consequences of investment decisions made in reliance on information contained in this report. If you have questions regarding third party data or direction as it relates to this report, please contact your Northern Trust relationship team.

Although this report has been prepared using information believed to be reliable, it may contain information provided by third parties or derived from third party information, and/or information that may have been obtained from, categorized or otherwise reported based upon client direction. The Northern Trust Company does not guarantee the accuracy, timeliness or completeness of any such information. The information included in this report is intended to assist clients with their financial reporting needs, but you must consult with your accountants, auditors and/or legal counsel to ensure your accounting and financial reporting complies with applicable laws, regulations and accounting guidance. The Northern Trust Company and its affiliates shall have no responsibility for the consequences of investment decisions made in reliance on information contained in this report.

Portfolio Statement

1 DEC 23 - 31 DEC 23

Account number [REDACTED]
Account Name *UFCW TRI-STATE - NTGI EAFE-SL

◆ Change in Book and Market Value

Page 1 of 18

	Cost	Market value	For more information
Opening balance	616,486.78	1,115,434.36	
Interportfolio Transfers Out	- 250,000.00	- 250,000.00	See funding & disbursement summary
Total disbursements	- 250,000.00	- 250,000.00	See funding & disbursement summary
Income received	7.16	7.16	See income & expense summary, cash activity detail
Expenses paid	- 0.30	- 0.30	See income & expense summary
Unrealized gain/loss change	0.00	- 62,057.52	See asset summary
Realized gain/loss	116,319.96	116,319.96	See realized gain/loss summary
Accrued income change	0.27	0.27	See income & expense summary
Closing balance	482,813.87	919,703.93	

Portfolio Statement

1 DEC 23 - 31 DEC 23

Account number [REDACTED]
Account Name *UFCW TRI-STATE - NTGI EAFE-SL

◆ Change in Cash Value

Page 2 of 18

	Market value	Cost	For more information
Opening balance	0.00	0.00	
Interportfolio transfers out	- 250,000.00	- 250,000.00	See funding & disbursement summary
Total disbursements	- 250,000.00	- 250,000.00	See funding & disbursement summary
Income received	7.16	7.16	See income & expense summary, cash activity detail
Expenses paid	- 0.30	- 0.30	See income & expense summary
Securities bought	- 6.86	- 6.86	See investment transaction summary
Securities sold	250,000.00	250,000.00	See investment transaction summary
Closing balance	0.00	0.00	

Portfolio Statement

31 DEC 2023

Account number XXXXXXXXXX
Account Name *UFCW TRI-STATE - NTGI EAFE-SL

Page 3 of 18

◆ Asset Summary

Asset Summary									
Country	Accrued income/expense	Market value	Cost	Market	Unrealized gain/loss	Translation	Total	Market value incl. accruals	%
<i>Equities</i>									
Funds - common stock									
International Region - USD	0.00	918,144.49	481,254.43	436,890.06	0.00		436,890.06	918,144.49	99.830%
Total funds - common stock	0.00	918,144.49	481,254.43	436,890.06	0.00		436,890.06	918,144.49	99.830%
Total equities	0.00	918,144.49	481,254.43	436,890.06	0.00		436,890.06	918,144.49	99.830%
<i>Cash and Cash Equivalents</i>									
Funds - short term investment									
United States - USD	7.13	1,552.31	1,552.31	0.00	0.00		0.00	1,559.44	0.170%
Total funds - short term investment	7.13	1,552.31	1,552.31	0.00	0.00		0.00	1,559.44	0.170%
Total cash and cash equivalents	7.13	1,552.31	1,552.31	0.00	0.00		0.00	1,559.44	0.170%
Total Unrealized Gains							436,890.06		
Total Unrealized Losses							0.00		
Total	7.13	919,696.80	482,806.74	436,890.06	0.00		436,890.06	919,703.93	100.000%

Total Cost incl. Accruals **482,813.87**

Portfolio Statement

31 DEC 2023

Account number XXXXXXXXXX
Account Name *UFCW TRI-STATE - NTGI EAFE-SL

Page 4 of 18

◆ Asset Detail - Base Currency

Description/Asset ID Investment Mgr ID Shares/PAR value	Exchange rate/ Local market price	Accrued income/expense	Market value	Cost	Unrealized gain/loss		Total
					Market	Translation	

Equities

Funds - common stock

International Region - USD

MFB NT COLLECTIVE EAFE INDEX FUND - LENDING CUSIP: 658991450

1,223.62	750.3510000	0.00	918,144.49	481,254.43	436,890.06	0.00	436,890.06
----------	-------------	------	------------	------------	------------	------	------------

Total USD		0.00	918,144.49	481,254.43	436,890.06	0.00	436,890.06
-----------	--	------	------------	------------	------------	------	------------

Total International Region		0.00	918,144.49	481,254.43	436,890.06	0.00	436,890.06
----------------------------	--	------	------------	------------	------------	------	------------

Total Funds - Common Stock

1,223.62		0.00	918,144.49	481,254.43	436,890.06	0.00	436,890.06
----------	--	------	------------	------------	------------	------	------------

Total Equities

1,223.62		0.00	918,144.49	481,254.43	436,890.06	0.00	436,890.06
----------	--	------	------------	------------	------------	------	------------

Cash and Cash Equivalents

Funds - short term investment

United States - USD

NT COLLECTIVE SHORT TERM INVT FD CUSIP: 66586U452
V1034911301

1,552.31	1.0000000	7.13	1,552.31	1,552.31	0.00	0.00	0.00
----------	-----------	------	----------	----------	------	------	------

Portfolio Statement

1 DEC 23 - 31 DEC 23

Account number [REDACTED]
Account Name *UFCW TRI-STATE - NTGI EAFE-SL

◆ Investment Transaction Summary

Page 6 of 18

Asset Type	Principal	Transaction Amount Accrued Interest	Adjustment Amt	Cost	Market	Realized Gain/Loss Translation	Total
<i>Purchases</i>							
Cash and Cash Equivalents							
Funds - short term investment	-6.86	0.00	0.00	6.86	0.00	0.00	0.00
Total cash and cash equivalents	-6.86	0.00	0.00	6.86	0.00	0.00	0.00
Total purchases	-6.86	0.00	0.00	6.86	0.00	0.00	0.00
<i>Sales</i>							
Equities							
Funds - common stock	250,000.00	0.00	0.00	-133,680.04	116,319.96	0.00	116,319.96
Total equities	250,000.00	0.00	0.00	-133,680.04	116,319.96	0.00	116,319.96
Total sales	250,000.00	0.00	0.00	-133,680.04	116,319.96	0.00	116,319.96
Total	249,993.14	0.00	0.00	-133,673.18	116,319.96	0.00	116,319.96

Portfolio Statement

1 DEC 23 - 31 DEC 23

Account number XXXXXXXXXX
Account Name *UFCW TRI-STATE - NTGI EAFE-SL

Page 7 of 18

Investment Transaction Detail

Trade Date	Security Description	Shares/PAR	Principal	Transaction Amount	Adjustment Amt	Cost	Realized Gain/Loss		
Settle Date	Asset ID / Ticker						Market	Translation	Total
Trade Status	Broker / Commission Narrative	Price		Accrued Interest					

Purchases

Cash and Cash Equivalents

Funds - short term investment

United States - USD

5 Dec 23	NT COLLECTIVE SHORT TERM INVT FD	6.860	-6.86	0.00	0.00	6.86	0.00	0.00	0.00
5 Dec 23	CUSIP: 66586U452 /								
Settled		1.000000							
	Purchased 6.860 Units								
	05-Dec-2023 at a price of 1.00								
	Net								
Total United States - USD			-6.86	0.00	0.00	6.86	0.00	0.00	0.00
Total funds - short term investment			-6.86	0.00	0.00	6.86	0.00	0.00	0.00
Total cash and cash equivalents			-6.86	0.00	0.00	6.86	0.00	0.00	0.00
Total purchases		6.86	-6.86	0.00	0.00	6.86	0.00	0.00	0.00

Sales

Equities

Funds - common stock

International Region - USD

20 Dec 23	MFB NT COLLECTIVE EAFE INDEX FUND -	-339.890	250,000.00	0.00	0.00	-133,680.04	116,319.96	0.00	116,319.96
22 Dec 23	LENDING								
Settled	CUSIP: 658991450 /	735.532000							
	SOLD 339.890 UNITS 12-20-23 AT								
	A PRICE OF \$735.532 NET								
Total International Region - USD			250,000.00	0.00	0.00	-133,680.04	116,319.96	0.00	116,319.96
Total funds - common stock			250,000.00	0.00	0.00	-133,680.04	116,319.96	0.00	116,319.96
Total equities			250,000.00	0.00	0.00	-133,680.04	116,319.96	0.00	116,319.96
Total sales		-339.89	250,000.00	0.00	0.00	-133,680.04	116,319.96	0.00	116,319.96
Total transactions			249,993.14	0.00	0.00	-133,673.18	116,319.96	0.00	116,319.96

Portfolio Statement

31 DEC 23

Account number XXXXXXXXXX
Account Name *UFCW TRI-STATE - NTGI EAFE-SL

◆ Pending Tran Detail w/Accrued Interest

Page 8 of 18

			<u>Security description</u>		<u>Cost/Market</u>	<u>Accrued Interest</u>	<u>Total</u>
<u>Trade date/</u>			<u>Asset Id</u>		<u>Local Proceeds</u>	<u>Local</u>	<u>Local Proceeds</u>
<u>Settle date</u>	<u>Country</u>	<u>Trade Status</u>	<u>Trade Expenses</u>	<u>Shares/PAR</u>	<u>Base Proceeds</u>	<u>Base</u>	<u>Base Proceeds</u>
					<u>Base Market</u>	<u>Market</u>	<u>Base Market</u>

NO DATA TO REPORT

Portfolio Statement

1 DEC 23 - 31 DEC 23

Account number XXXXXXXXXX
Account Name *UFCW TRI-STATE - NTGI EAFE-SL

◆ Income & Expense Summary

Page 9 of 18

Type	Receivables last period	Receivables this period	Amount received	Tax recoverable last period	Tax recoverable this period	Tax reclaims received	Accrual receipts/ deliveries	Earned income
<i>Income</i>								
Cash and cash equivalents								
Funds - short term investment	6.86	7.13	7.16	0.00	0.00	0.00	0.00	7.43
Total cash and cash equivalents	6.86	7.13	7.16	0.00	0.00	0.00	0.00	7.43
Total income	6.86	7.13	7.16	0.00	0.00	0.00	0.00	7.43

Type	Payables last period	Payables this period	Amount paid	Tax recoverable last period	Tax recoverable this period	Tax reclaims received	Accrual receipts/ deliveries	Expenses recognized
<i>Expense</i>								
Cash and cash equivalents								
Funds - short term investment	0.00	0.00	- 0.30	0.00	0.00	0.00	0.00	- 0.30
Total cash and cash equivalents	0.00	0.00	- 0.30	0.00	0.00	0.00	0.00	- 0.30
Total expense	0.00	0.00	- 0.30	0.00	0.00	0.00	0.00	- 0.30
Net income & expenses	6.86	7.13	6.86	0.00	0.00	0.00	0.00	7.13

Portfolio Statement

1 DEC 23 - 31 DEC 23

Account number XXXXXXXXXX
Account Name *UFCW TRI-STATE - NTGI EAFE-SL

◆ Income & Expense Detail - Base Currency

Page 10 of 18

Description Asset ID/Dates	Rate Shares/PAR	Gross Amount	Tax Recoverable	Tax Withheld	Tax Credit	Net Amount	Transaction Type
<i>Income</i>							
Cash and Cash Equivalents							
Funds - Short Term Investment							
United States - USD							
NT COLLECTIVE SHORT TERM INVT FD	5.6596 0.000	6.86	0.00	0.00	0.00	6.86	Receivable last period
CUSIP: 66586U452							
NT COLLECTIVE SHORT TERM INVT FD	5.6496 0.000	7.13	0.00	0.00	0.00	7.13	Receivable this period
CUSIP: 66586U452							
NT COLLECTIVE SHORT TERM INVT FD	.0000 0.000	7.16	0.00	0.00	0.00	7.16	Received this period
CUSIP: 66586U452 Ex date: 30 NOV 23 / Pay date: 05 DEC 23							
Total Funds - Short Term Investment		6.86	0.00	0.00	0.00	6.86	Receivable last period
		7.13	0.00	0.00	0.00	7.13	Receivable this period
		7.16	0.00	0.00	0.00	7.16	Received this period
		0.00	0.00	0.00	0.00	0.00	Income received from prior
		0.00	0.00	0.00	0.00	0.00	Broker commissions recaptured
		0.00	0.00	0.00	0.00	0.00	Tax recoverable last period
		0.00	0.00	0.00	0.00	0.00	Tax recoverable this period
		0.00	0.00	0.00	0.00	0.00	Tax reclaims received
		0.00	0.00	0.00	0.00	0.00	Income purchased this period
		0.00	0.00	0.00	0.00	0.00	Income sold this period
		0.00	0.00	0.00	0.00	0.00	Tax recoverable received this period
		0.00	0.00	0.00	0.00	0.00	Tax recoverable delivered this period
		0.00	0.00	0.00	0.00	0.00	Accrued income received this period
		0.00	0.00	0.00	0.00	0.00	Accrued income delivered this period
		7.43	0.00	0.00	0.00	7.43	Earned income
Total Cash and Cash Equivalents		6.86	0.00	0.00	0.00	6.86	Receivable last period
		7.13	0.00	0.00	0.00	7.13	Receivable this period
		7.16	0.00	0.00	0.00	7.16	Received this period
		0.00	0.00	0.00	0.00	0.00	Income received from prior
		0.00	0.00	0.00	0.00	0.00	Broker commissions recaptured
		0.00	0.00	0.00	0.00	0.00	Tax recoverable last period
		0.00	0.00	0.00	0.00	0.00	Tax recoverable this period
		0.00	0.00	0.00	0.00	0.00	Tax reclaims received
		0.00	0.00	0.00	0.00	0.00	Income purchased this period
		0.00	0.00	0.00	0.00	0.00	Income sold this period

Portfolio Statement

1 DEC 23 - 31 DEC 23

Account number XXXXXXXXXX
Account Name *UFCW TRI-STATE - NTGI EAFE-SL

◆ Income & Expense Detail - Base Currency

Page 11 of 18

Description Asset ID/Dates	Rate Shares/PAR	Gross Amount	Tax Recoverable	Tax Withheld	Tax Credit	Net Amount	Transaction Type
<i>Income</i>							
Cash and Cash Equivalents							
Funds - Short Term Investment							
		0.00	0.00	0.00	0.00	0.00	Tax recoverable received this period
		0.00	0.00	0.00	0.00	0.00	Tax recoverable delivered this period
		0.00	0.00	0.00	0.00	0.00	Accrued income received this period
		0.00	0.00	0.00	0.00	0.00	Accrued income delivered this period
		7.43	0.00	0.00	0.00	7.43	Earned income
<hr/>							
Total Income		6.86	0.00	0.00	0.00	6.86	Receivable last period
		7.13	0.00	0.00	0.00	7.13	Receivable this period
		7.16	0.00	0.00	0.00	7.16	Received this period
		0.00	0.00	0.00	0.00	0.00	Income received from prior
		0.00	0.00	0.00	0.00	0.00	Broker commissions recaptured
		0.00	0.00	0.00	0.00	0.00	Tax recoverable last period
		0.00	0.00	0.00	0.00	0.00	Tax recoverable this period
		0.00	0.00	0.00	0.00	0.00	Tax reclaims received
		0.00	0.00	0.00	0.00	0.00	Income purchased this period
		0.00	0.00	0.00	0.00	0.00	Income sold this period
		0.00	0.00	0.00	0.00	0.00	Tax recoverable received this period
		0.00	0.00	0.00	0.00	0.00	Tax recoverable delivered this period
		0.00	0.00	0.00	0.00	0.00	Accrued income received this period
		0.00	0.00	0.00	0.00	0.00	Accrued income delivered this period
		7.43	0.00	0.00	0.00	7.43	Earned income

Expense

Cash and Cash Equivalents

Funds - Short Term Investment

United States - USD

NORTHERN TRUST SWEEP FEE	5.6545 0.000	-0.30	0.00	0.00	0.00	- 0.30	Paid this period
--------------------------	-----------------	-------	------	------	------	--------	------------------

CUSIP: 66586U452 Value date: 05 DEC 23 / Entry date: 05 DEC 23

Portfolio Statement

1 DEC 23 - 31 DEC 23

Account number XXXXXXXXXX
Account Name *UFCW TRI-STATE - NTGI EAFE-SL

◆ Income & Expense Detail - Base Currency

Page 12 of 18

Description Asset ID/Dates	Rate Shares/PAR	Gross Amount	Tax Recoverable	Tax Withheld	Tax Credit	Net Amount	Transaction Type
<i>Expense</i>							
Cash and Cash Equivalents							
Funds - Short Term Investment							
Total Funds - Short Term Investment							
		0.00	0.00	0.00	0.00	0.00	Payable last period
		0.00	0.00	0.00	0.00	0.00	Payable this period
		-0.30	0.00	0.00	0.00	- 0.30	Paid this period
		0.00	0.00	0.00	0.00	0.00	Income received from prior
		0.00	0.00	0.00	0.00	0.00	Broker commissions recaptured
		0.00	0.00	0.00	0.00	0.00	Tax recoverable last period
		0.00	0.00	0.00	0.00	0.00	Tax recoverable this period
		0.00	0.00	0.00	0.00	0.00	Tax reclaims received
		0.00	0.00	0.00	0.00	0.00	Liability expense paid
		0.00	0.00	0.00	0.00	0.00	Liability expense received
		0.00	0.00	0.00	0.00	0.00	Tax recoverable received this period
		0.00	0.00	0.00	0.00	0.00	Tax recoverable delivered this period
		0.00	0.00	0.00	0.00	0.00	Accrued expense received this period
		0.00	0.00	0.00	0.00	0.00	Accrued expense delivered this period
		-0.30	0.00	0.00	0.00	- 0.30	Expenses recognized
Total Cash and Cash Equivalents							
		0.00	0.00	0.00	0.00	0.00	Payable last period
		0.00	0.00	0.00	0.00	0.00	Payable this period
		-0.30	0.00	0.00	0.00	- 0.30	Paid this period
		0.00	0.00	0.00	0.00	0.00	Income received from prior
		0.00	0.00	0.00	0.00	0.00	Broker commissions recaptured
		0.00	0.00	0.00	0.00	0.00	Tax recoverable last period
		0.00	0.00	0.00	0.00	0.00	Tax recoverable this period
		0.00	0.00	0.00	0.00	0.00	Tax reclaims received
		0.00	0.00	0.00	0.00	0.00	Liability expense paid
		0.00	0.00	0.00	0.00	0.00	Liability expense received
		0.00	0.00	0.00	0.00	0.00	Tax recoverable received this period
		0.00	0.00	0.00	0.00	0.00	Tax recoverable delivered this period
		0.00	0.00	0.00	0.00	0.00	Accrued expense received this period
		0.00	0.00	0.00	0.00	0.00	Accrued expense delivered this period
		-0.30	0.00	0.00	0.00	- 0.30	Expenses recognized
Total Expense							
		0.00	0.00	0.00	0.00	0.00	Payable last period
		0.00	0.00	0.00	0.00	0.00	Payable this period
		-0.30	0.00	0.00	0.00	- 0.30	Paid this period
		0.00	0.00	0.00	0.00	0.00	Income received from prior
		0.00	0.00	0.00	0.00	0.00	Broker commissions recaptured
		0.00	0.00	0.00	0.00	0.00	Tax recoverable last period
		0.00	0.00	0.00	0.00	0.00	Tax recoverable this period
		0.00	0.00	0.00	0.00	0.00	Tax reclaims received
		0.00	0.00	0.00	0.00	0.00	Liability expense paid
		0.00	0.00	0.00	0.00	0.00	Liability expense received

Portfolio Statement

1 DEC 23 - 31 DEC 23

Account number XXXXXXXXXX
Account Name *UFCW TRI-STATE - NTGI EAFE-SL

◆ Income & Expense Detail - Base Currency

Page 13 of 18

Description Asset ID/Dates	Rate Shares/PAR	Gross Amount	Tax Recoverable	Tax Withheld	Tax Credit	Net Amount	Transaction Type
<i>Expense</i>							
Cash and Cash Equivalents							
Funds - Short Term Investment							
		0.00	0.00	0.00	0.00	0.00	Tax recoverable received this period
		0.00	0.00	0.00	0.00	0.00	Tax recoverable delivered this period
		0.00	0.00	0.00	0.00	0.00	Accrued expense received this period
		0.00	0.00	0.00	0.00	0.00	Accrued expense delivered this period
		-0.30	0.00	0.00	0.00	-0.30	Expenses recognized

Please note that the Tax Withheld column may contain amounts related to FATCA withholdings

Portfolio Statement

1 DEC 23 - 31 DEC 23

Account number XXXXXXXXXX
Account Name *UFCW TRI-STATE - NTGI EAFE-SL

Page 14 of 18

◆ Funding & Disbursement Summary

Transaction type	Receipts	Disbursements	Accruals	Market value	Cost	Transaction amount Cost on gain/loss	Realized gain/loss	
							Market Translation	Total
Interportfolio Transfers Out	0.00	- 250,000.00	0.00	0.00	0.00	- 250,000.00 0.00	0.00 0.00	0.00
Total	0.00	- 250,000.00	0.00	0.00	0.00	- 250,000.00 0.00	0.00 0.00	0.00

Portfolio Statement

1 DEC 23 - 31 DEC 23

Account number [REDACTED]
Account Name *UFCW TRI-STATE - NTGI EAFE-SL

◆ Funding & Disbursement Detail *Interportfolio Transfers Out*

Page 15 of 18

<u>Trade date</u> <u>Settle date</u> Asset ID	<u>Security description</u> Transaction description	Accrued Income	Market value	Cost	Transaction amount	Realized gain/loss Market Translation	Total
22 Dec 23	United States dollar	0.00	0.00	0.00	- 250,000.00	0.00	0.00
22 Dec 23	TRANSFERRED TO INVESTMENT MANAGEMENT ADVISORY ACCOUNT [REDACTED], *UFCW TRI-STATE - CONT/DISB-SL					0.00	
Total interportfolio transfers out		0.00	0.00	0.00	- 250,000.00	0.00 0.00	0.00
Total		0.00	0.00	0.00		0.00 0.00	0.00

Portfolio Statement

1 DEC 23 - 31 DEC 23

Account number XXXXXXXXXX
Account Name *UFCW TRI-STATE - NTGI EAFE-SL

◆ Capital Change Detail

Page 16 of 18

Ex date	<u>Original security description/Asset ID</u> Shares	Original cost	Change description	Payment Amount	<u>Resulting security description/Asset ID</u> Shares	Resulting cost	Realized gain/loss <u>Market</u> Translation
---------	---	------------------	--------------------	-------------------	--	-------------------	--

NO DATA TO REPORT

Portfolio Statement

1 DEC 23 - 31 DEC 23

Account number XXXXXXXXXX
Account Name *UFCW TRI-STATE - NTGI EAFE-SL

◆ Cash Activity Detail

Page 17 of 18

Income cash - USD

Value Date Entry Date	Transaction Narrative/ Security Description	Local Receipt/ Disbursement	USD Balance	Base Receipt/ Disbursement	Balance
	Beginning cash balance		1,610.00		1,610.00
5 Dec 23	INCOME RECEIVED	7.16	1,617.16	7.16	1,617.16
5 Dec 23	NT COLLECTIVE SHORT TERM INVT FD				
5 Dec 23	NORTHERN TRUST SWEEP FEE	- 0.30	1,616.86	- 0.30	1,616.86
5 Dec 23	NT COLLECTIVE SHORT TERM INVT FD				
	Ending cash balance		1,616.86		1,616.86

Portfolio Statement

1 DEC 23 - 31 DEC 23

Account number [REDACTED]
Account Name *UFCW TRI-STATE - NTGI EAFE-SL

◆ Cash Activity Detail

Page 18 of 18

Principal cash - USD

Value Date Entry Date	Transaction Narrative/ Security Description	Local Receipt/ Disbursement	USD Balance	Base Receipt/ Disbursement	Balance
	Beginning cash balance		- 1,610.00		- 1,610.00
5 Dec 23 5 Dec 23	Purchased 6.860 Units 05-Dec-2023 at a price of 1.00 Net NT COLLECTIVE SHORT TERM INVT FD	- 6.86	- 1,616.86	- 6.86	- 1,616.86
22 Dec 23 22 Dec 23	SOLD 339.890 UNITS 12-20-23 AT A PRICE OF \$735.532 NET MFB NT COLLECTIVE EAFE INDEX FUND - LENDING	250,000.00	248,383.14	250,000.00	248,383.14
22 Dec 23 22 Dec 23	TRANSFERRED TO INVESTMENT MANAGEMENT ADVISORY ACCOUNT [REDACTED], *UFCW TRI-STATE - CONT/DISB-SL United States dollar	- 250,000.00	- 1,616.86	- 250,000.00	- 1,616.86
	Ending cash balance		- 1,616.86		- 1,616.86

Portfolio Statements

1 DEC 23 - 31 DEC 23

◆ Contents

	Page
Change in Book and Market Value	1
Change in Cash Value	2
Asset Summary	3
Asset Detail - Base Currency	5
Investment Transaction Summary	17
Investment Transaction Detail	18
* Pending Tran Detail w/Accrued Interest	38
Income & Expense Summary	39
Income & Expense Detail - Base Currency	40
Funding & Disbursement Summary	52
Funding & Disbursement Detail	53
* Capital Change Detail	54
* Other Corporate Actions	55
Foreign Exchange Gain/Loss Summary	56
Foreign Exchange Gain/Loss Detail	57
Cash Activity Detail	61
Foreign Exchange Rates to USD	76

Account Name
UFCW TRI-STATE

Account Number
[REDACTED]

Questions?

If you have any questions about this report, call your Northern Trust account administrator.

You may have the right under applicable federal banking law to receive, at no additional cost, separate notifications of securities transactions effected for your account. If you wish to receive separate notifications, please contact your relationship officer.

*No Data Available

Northern Trust

Generated by Northern Trust from periodic data on 12 Jan 24

Portfolio Statement

1 DEC 23 - 31 DEC 23

Account number [REDACTED]
Account Name UFCW TRI-STATE

◆ Notifications

Please note that this report has been created using the best available data. This report may also contain information provided by third parties, derived by third parties or derived from third party data and/or data that may have been categorized or otherwise reported based upon client direction - Northern Trust assumes no responsibility for the accuracy, timeliness or completeness of any such information. If you have questions regarding third party data or direction as it relates to this report, please contact your Northern Trust relationship team.

Although most valuation statements are received periodically from the relevant provider, pricing information may be received by Northern Trust as often as daily. As such, pricing information reported within this template, when scheduled against 'Daily Reporting', may be more current than the valuation statement date information. In these instances, the 'Price Date' field will indicate this with a date more current than the Valuation Statement and Statement Received dates.

Please note that this status summary report has been prepared using best available data, including data provided by the fund company and/or client which may, where indicated, represent preliminary or estimated values. The values contained in the status summary report are not intended to represent or suggest any statement about fair value. This report may also utilize information provided by other third parties, derived by third parties or from third party data and/or data that may have been categorized or otherwise reported based upon client direction - Northern Trust assumes no responsibility for the accuracy, timeliness or completeness of any such information. Northern Trust assumes no responsibility for the consequences of investment decisions made in reliance on information contained in this report. If you have questions regarding third party data or direction as it relates to this report, please contact your Northern Trust relationship team.

Although this report has been prepared using information believed to be reliable, it may contain information provided by third parties or derived from third party information, and/or information that may have been obtained from, categorized or otherwise reported based upon client direction. The Northern Trust Company does not guarantee the accuracy, timeliness or completeness of any such information. The information included in this report is intended to assist clients with their financial reporting needs, but you must consult with your accountants, auditors and/or legal counsel to ensure your accounting and financial reporting complies with applicable laws, regulations and accounting guidance. The Northern Trust Company and its affiliates shall have no responsibility for the consequences of investment decisions made in reliance on information contained in this report.

Unitized fund trades may be using a preliminary or last known NAV price. The settlement NAV of the fund may not yet be known to Northern Trust and is subject to change.

Portfolio Statement

1 DEC 23 - 31 DEC 23

Account number [REDACTED]
Account Name UFCW TRI-STATE

◆ Change in Book and Market Value

Page 1 of 82

	Cost	Market value	For more information
Opening balance	3,823,427.96	3,904,923.30	
Interportfolio Transfers Out	- 400,000.00	- 400,000.00	See funding & disbursement summary
Total disbursements	- 400,000.00	- 400,000.00	See funding & disbursement summary
Income received	3,118.33	3,118.33	See income & expense summary, cash activity detail
Expenses paid	- 50.57	- 50.57	See income & expense summary
Unrealized gain/loss change	0.00	151,484.46	See asset summary
Realized gain/loss	- 8,827.91	- 8,827.91	See realized gain/loss summary
Accrued income change	- 1,327.78	- 1,327.78	See income & expense summary
Closing balance	3,416,340.03	3,649,319.83	

Portfolio Statement

1 DEC 23 - 31 DEC 23

Account number [REDACTED]
Account Name UFCW TRI-STATE

◆ Change in Cash Value

Page 2 of 82

	Market value	Cost	For more information
Opening balance	- 0.01	- 0.01	
Interportfolio transfers out	- 400,000.00	- 400,000.00	See funding & disbursement summary
Total disbursements	- 400,000.00	- 400,000.00	See funding & disbursement summary
Income received	3,118.33	3,118.33	See income & expense summary, cash activity detail
Expenses paid	- 50.57	- 50.57	See income & expense summary
Foreign currency bought	447,426.49	447,426.49	See foreign exchange summary
Foreign currency sold	- 447,426.49	- 447,426.49	See foreign exchange summary
Realized gain/loss	- 1.32	- 1.32	See realized gain/loss summary
Securities bought	- 665,128.21	- 665,128.21	See investment transaction summary
Securities sold	1,062,181.35	1,062,181.35	See investment transaction summary
Closing balance	119.57	119.57	

Portfolio Statement

31 DEC 2023

Account number XXXXXX
Account Name UFCW TRI-STATE

◆ Asset Summary

Page 3 of 82

Country	Accrued income/expense	Market value	Cost	Market	Translation	Total	Market value incl. accruals	%
<i>Equities</i>								
Common stock								
China - HKD	0.00	79,712.62	213,271.88	- 133,619.23	59.97	- 133,559.26	79,712.62	2.184%
Denmark - DKK	0.00	220,023.56	240,364.92	- 14,304.12	-6,037.24	- 20,341.36	220,023.56	6.029%
France - EUR	0.00	482,783.30	344,599.37	148,772.52	-10,588.59	138,183.93	482,783.30	13.229%
Germany - EUR	0.00	363,932.47	292,479.35	61,619.90	9,833.22	71,453.12	363,932.47	9.973%
Hong Kong - HKD	0.00	130,722.09	128,789.21	1,892.03	40.85	1,932.88	130,722.09	3.582%
Hong Kong - USD	0.00	73,975.80	178,445.04	- 104,469.24	0.00	- 104,469.24	73,975.80	2.027%
India - USD	0.00	186,779.80	133,376.61	53,403.19	0.00	53,403.19	186,779.80	5.118%
Italy - EUR	0.00	119,153.52	83,753.25	36,109.20	-708.93	35,400.27	119,153.52	3.265%
Japan - JPY	0.00	340,489.80	348,876.56	481.33	-8,868.09	- 8,386.76	340,489.80	9.330%
Netherlands - EUR	0.00	164,158.06	179,182.16	- 12,378.28	-2,645.82	- 15,024.10	164,158.06	4.498%
Netherlands - USD	0.00	133,974.84	32,739.56	101,235.28	0.00	101,235.28	133,974.84	3.671%
Norway - NOK	0.00	79,403.68	111,257.10	- 19,437.53	-12,415.89	- 31,853.42	79,403.68	2.176%
Spain - EUR	0.00	131,969.39	119,243.71	8,726.36	3,999.32	12,725.68	131,969.39	3.616%
Taiwan - USD	733.60	182,000.00	199,201.11	- 17,201.11	0.00	- 17,201.11	182,733.60	5.007%
United Kingdom - GBP	0.00	261,895.22	211,590.97	58,559.50	-8,255.25	50,304.25	261,895.22	7.177%
United States - USD	0.00	653,148.82	553,972.37	99,176.45	0.00	99,176.45	653,148.82	17.898%
Total common stock	733.60	3,604,122.97	3,371,143.17	268,566.25	-35,586.45	232,979.80	3,604,856.57	98.782%
Total equities	733.60	3,604,122.97	3,371,143.17	268,566.25	-35,586.45	232,979.80	3,604,856.57	98.782%
<i>All Other</i>								
Recoverable taxes								
Recoverable taxes	13,953.84	0.00	0.00	0.00	0.00	0.00	13,953.84	0.382%
Total recoverable taxes	13,953.84	0.00	0.00	0.00	0.00	0.00	13,953.84	0.382%
Total all other	13,953.84	0.00	0.00	0.00	0.00	0.00	13,953.84	0.382%

Portfolio Statement

31 DEC 2023

Account number XXXXXXXXXX
Account Name UFCW TRI-STATE

Page 4 of 82

◆ Asset Summary

Asset Summary

Country	Accrued income/expense	Market value	Cost	Market	Unrealized gain/loss	Translation	Total	Market value incl. accruals	%
Cash and Cash Equivalents									
Cash									
Cash	0.03	119.57	119.57	0.00		0.00	0.00	119.60	0.003%
Total cash	0.03	119.57	119.57	0.00		0.00	0.00	119.60	0.003%
Funds - short term investment									
United States - USD	402.62	29,987.20	29,987.20	0.00		0.00	0.00	30,389.82	0.833%
Total funds - short term investment	402.62	29,987.20	29,987.20	0.00		0.00	0.00	30,389.82	0.833%
Total cash and cash equivalents	402.65	30,106.77	30,106.77	0.00		0.00	0.00	30,509.42	0.836%
Total Unrealized Gains							596,562.13		
Total Unrealized Losses							- 363,582.33		
Total	15,090.09	3,634,229.74	3,401,249.94	268,566.25		-35,586.45	232,979.80	3,649,319.83	100.000%

Total Cost incl. Accruals **3,416,340.03**

Portfolio Statement

31 DEC 2023

Account number [REDACTED]
Account Name UFCW TRI-STATE

Page 5 of 82

◆ Asset Detail - Base Currency

Description/Asset ID		Exchange rate/ Local market price	Accrued income/expense	Market value	Cost	Unrealized gain/loss		Total
Investment Mgr ID	Shares/PAR value					Market	Translation	
Equities								
Common stock								
China - HKD								
MEITUAN USD0.00001 B CLASS SEDOL: BGJW376								
3690 HK	7,600.00	81.9000000	0.00	79,712.62	213,271.88	- 133,619.23	59.97	- 133,559.26
Total HKD			0.00	79,712.62	213,271.88	- 133,619.23	59.97	- 133,559.26
Total China			0.00	79,712.62	213,271.88	- 133,619.23	59.97	- 133,559.26
Denmark - DKK								
GENMAB AS DKK1 SEDOL: 4595739								
	459.00	2,155.0000000	0.00	146,575.83	167,577.64	- 14,452.69	- 6,549.12	- 21,001.81
NOVO NORDISK A/S SER'B'DKK0.1 SEDOL: BP6KMJ1								
	710.00	698.1000000	0.00	73,447.73	72,787.28	148.57	511.88	660.45
Total DKK			0.00	220,023.56	240,364.92	- 14,304.12	- 6,037.24	- 20,341.36
Total Denmark			0.00	220,023.56	240,364.92	- 14,304.12	- 6,037.24	- 20,341.36

Portfolio Statement

31 DEC 2023

Account number XXXXXXXXXX
Account Name UFCW TRI-STATE

Page 6 of 82

◆ Asset Detail - Base Currency

Asset Detail Description/Asset ID Investment Mgr ID Shares/PAR value	Base Currency Exchange rate/ Local market price	Accrued income/expense	Market value	Cost	Unrealized gain/loss		Total						
					Market	Translation							
Equities													
Common stock													
France - EUR													
AIRBUS SE EUR1 SEDOL: 4012250													
AIR.FP	1,190.00	139.7800000	0.00	183,745.49	133,969.50	57,739.10	- 7,963.11	49,775.99					
LVMH MOET HENNESSY EUR0.30 SEDOL: 4061412													
MC.FP	106.00	733.6000000	0.00	85,899.35	65,730.34	14,586.15	5,582.86	20,169.01					
SAFRAN SA EUR0.20 SEDOL: B058TZ6													
SAF.FP	1,210.00	159.4600000	0.00	213,138.46	144,899.53	76,447.27	- 8,208.34	68,238.93					
Total EUR								0.00	482,783.30	344,599.37	148,772.52	- 10,588.59	138,183.93
Total France								0.00	482,783.30	344,599.37	148,772.52	- 10,588.59	138,183.93
Germany - EUR													
DEUTSCHE TELEKOM NPV(REGD) SEDOL: 5842359													
DTE.GR	7,560.00	21.7500000	0.00	181,637.60	139,840.48	35,652.68	6,144.44	41,797.12					
RHEINMETALL AG NPV SEDOL: 5334588													
	575.00	287.0000000	0.00	182,294.87	152,638.87	25,967.22	3,688.78	29,656.00					

Portfolio Statement

31 DEC 2023

Account number XXXXXXXXXX
Account Name UFCW TRI-STATE

Page 7 of 82

◆ Asset Detail - Base Currency

Description/Asset ID Investment Mgr ID Shares/PAR value	Base Currency Exchange rate/ Local market price	Accrued income/expense	Market value	Cost	Unrealized gain/loss		Total
					Market	Translation	
Equities							
Common stock							
Total EUR		0.00	363,932.47	292,479.35	61,619.90	9,833.22	71,453.12
Total Germany		0.00	363,932.47	292,479.35	61,619.90	9,833.22	71,453.12
Hong Kong - HKD							
AIA GROUP LTD NPV SEDOL: B4TX8S1 1299 HK							
15,000.00	68.0500000	0.00	130,722.09	128,789.21	1,892.03	40.85	1,932.88
Total HKD		0.00	130,722.09	128,789.21	1,892.03	40.85	1,932.88
Hong Kong - USD							
MELCO RESORTS & ENTERTAINMENT LIMITED SEDOL: B1KYHF2							
8,340.00	8.8700000	0.00	73,975.80	178,445.04	- 104,469.24	0.00	- 104,469.24
Total USD		0.00	73,975.80	178,445.04	- 104,469.24	0.00	- 104,469.24
Total Hong Kong		0.00	204,697.89	307,234.25	- 102,577.21	40.85	- 102,536.36

Portfolio Statement

31 DEC 2023

Account number XXXXXXXXXX
Account Name UFCW TRI-STATE

Page 8 of 82

◆ Asset Detail - Base Currency

Description/Asset ID Investment Mgr ID Shares/PAR value	Exchange rate/ Local market price	Accrued income/expense	Market value	Cost	Unrealized gain/loss			
					Market	Translation	Total	
Equities								
Common stock								
India - USD								
ADR HDFC BK LTD ADR REPSTG 3 SHS SEDOL: 2781648								
HDB	1,380.00	67.1100000	0.00	92,611.80	87,874.12	4,737.68	0.00	4,737.68
ADR ICICI BK LTD SEDOL: 2569286								
IBN	3,950.00	23.8400000	0.00	94,168.00	45,502.49	48,665.51	0.00	48,665.51
Total USD								
		0.00	186,779.80	133,376.61	53,403.19	0.00		53,403.19
Total India								
		0.00	186,779.80	133,376.61	53,403.19	0.00		53,403.19
Italy - EUR								
PRYSMIAN SPA EUR0.10 SEDOL: B1W4V69								
	2,620.00	41.1700000	0.00	119,153.52	83,753.25	36,109.20	- 708.93	35,400.27
Total EUR								
		0.00	119,153.52	83,753.25	36,109.20	- 708.93		35,400.27
Total Italy								
		0.00	119,153.52	83,753.25	36,109.20	- 708.93		35,400.27

Portfolio Statement

31 DEC 2023

Account number XXXXXXXXXX
Account Name UFCW TRI-STATE

Page 9 of 82

◆ Asset Detail - Base Currency

Asset Detail Description/Asset ID Investment Mgr ID Shares/PAR value	Base Currency Exchange rate/ Local market price	Accrued income/expense	Market value	Cost	Unrealized gain/loss		
					Market	Translation	Total
<i>Equities</i>							
Common stock							
Japan - JPY							
DAI-ICHI LIFE HOLD NPV SEDOL: B601QS4							
4,200.00	2,992.0000000	0.00	89,136.05	87,055.81	- 2,905.65	4,985.89	2,080.24
DAIFUKU CO LTD NPV SEDOL: 6250025							
4,900.00	2,852.5000000	0.00	99,143.50	105,119.00	17,339.43	- 23,314.93	- 5,975.50
SUZUKI MOTOR CORP NPV SEDOL: 6865504 7269 JP							
1,700.00	6,033.0000000	0.00	72,748.62	70,210.84	- 1,854.12	4,391.90	2,537.78
T&D HOLDINGS INC NPV SEDOL: 6744294							
5,000.00	2,240.5000000	0.00	79,461.63	86,490.91	- 12,098.33	5,069.05	- 7,029.28
Total JPY							
		0.00	340,489.80	348,876.56	481.33	- 8,868.09	- 8,386.76
Total Japan							
		0.00	340,489.80	348,876.56	481.33	- 8,868.09	- 8,386.76
Netherlands - EUR							
PROSUS N.V. EUR0.05 (N SHARES) SEDOL: BJDS7L3 PRX NA							
5,507.00	26.9850000	0.00	164,158.06	179,182.16	- 12,378.28	- 2,645.82	- 15,024.10

Portfolio Statement

31 DEC 2023

Account number XXXXXXXXXX
Account Name UFCW TRI-STATE

Page 10 of 82

◆ Asset Detail - Base Currency

Description/Asset ID Investment Mgr ID Shares/PAR value	Exchange rate/ Local market price	Accrued income/expense	Market value	Cost	Unrealized gain/loss		Total
					Market	Translation	
<i>Equities</i>							
Common stock							
Total EUR		0.00	164,158.06	179,182.16	- 12,378.28	- 2,645.82	- 15,024.10
Netherlands - USD							
ADR ASML HLDG NV NY REG 2012 (POST REV SPLIT) SEDOL: B908F01							
ASML	177.00	756.9200000	133,974.84	32,739.56	101,235.28	0.00	101,235.28
Total USD		0.00	133,974.84	32,739.56	101,235.28	0.00	101,235.28
Total Netherlands		0.00	298,132.90	211,921.72	88,857.00	- 2,645.82	86,211.18
Norway - NOK							
NORDIC SEMICONDUCT NOK0.01 SEDOL: B00ZG06							
	6,400.00	126.0000000	79,403.68	111,257.10	- 19,437.53	- 12,415.89	- 31,853.42
Total NOK		0.00	79,403.68	111,257.10	- 19,437.53	- 12,415.89	- 31,853.42
Total Norway		0.00	79,403.68	111,257.10	- 19,437.53	- 12,415.89	- 31,853.42

Portfolio Statement

31 DEC 2023

Account number XXXXXXXXXX
Account Name UFCW TRI-STATE

Page 11 of 82

◆ Asset Detail - Base Currency

Asset Detail		Base Currency		Unrealized gain/loss				
Description/Asset ID	Investment Mgr ID	Exchange rate/ Local market price	Accrued income/expense	Market value	Cost	Market	Translation	Total
Shares/PAR value								
<hr/>								
<i>Equities</i>								
<hr/>								
Common stock								
Spain - EUR								
GRIFOLS SA SEDOL: BYY3DX6								
GRF.SM								
7,730.00		15.4550000	0.00	131,969.39	119,243.71	8,726.36	3,999.32	12,725.68
<hr/>								
Total EUR			0.00	131,969.39	119,243.71	8,726.36	3,999.32	12,725.68
<hr/>								
Total Spain			0.00	131,969.39	119,243.71	8,726.36	3,999.32	12,725.68
Taiwan - USD								
ADR TAIWAN SEMICONDUCTOR MANUFACTURING SPON ADS EACH REP 5 ORD TWD10 SEDOL: 2113382								
TSM								
1,750.00		104.0000000	733.60	182,000.00	199,201.11	- 17,201.11	0.00	- 17,201.11
<hr/>								
Total USD			733.60	182,000.00	199,201.11	- 17,201.11	0.00	- 17,201.11
<hr/>								
Total Taiwan			733.60	182,000.00	199,201.11	- 17,201.11	0.00	- 17,201.11
United Kingdom - GBP								
ASTRAZENECA ORD USD0.25 SEDOL: 0989529								
AZN LN								
1,330.00		106.0000000	0.00	179,721.32	119,568.37	68,469.34	- 8,316.39	60,152.95
<hr/>								

Portfolio Statement

31 DEC 2023

Account number [REDACTED]
Account Name UFCW TRI-STATE

Page 12 of 82

◆ Asset Detail - Base Currency

Asset Detail		Base Currency		Unrealized gain/loss				
Description/Asset ID	Investment Mgr ID	Exchange rate/ Local market price	Accrued income/expense	Market value	Cost	Market	Translation	Total
Shares/PAR value								
Equities								
Common stock								
STANDARD CHARTERED PLC SHS SEDOL: 0408284								
STAN LN								
9,670.00	6.6660000	0.00	82,173.90	92,022.60	- 9,909.84	61.14	- 9,848.70	
Total GBP			0.00	261,895.22	211,590.97	58,559.50	- 8,255.25	50,304.25
Total United Kingdom			0.00	261,895.22	211,590.97	58,559.50	- 8,255.25	50,304.25
United States - USD								
ALKERMES PLC SHS SEDOL: B3P6D26								
3,330.00	27.7400000	0.00	92,374.20	95,622.47	- 3,248.27	0.00	- 3,248.27	
APTIV PLC COM USD SEDOL: B783TY6			0.00	117,084.60	131,456.24	- 14,371.64	0.00	- 14,371.64
ATLASSIAN CORP CL A SEDOL: BQ1PC76			0.00	84,916.02	71,259.24	13,656.78	0.00	13,656.78
MERCADOLIBRE INC COM STK SEDOL: B23X1H3			0.00	204,300.20	163,838.03	40,462.17	0.00	40,462.17
MELI								
130.00	1,571.5400000							

Portfolio Statement

31 DEC 2023

Account number [REDACTED]
Account Name UFCW TRI-STATE

Page 13 of 82

◆ Asset Detail - Base Currency

Description/Asset ID Investment Mgr ID Shares/PAR value	Base Currency Exchange rate/ Local market price	Accrued income/expense	Market value	Cost	Unrealized gain/loss		Total
					Market	Translation	
<i>Equities</i>							
Common stock							
TECHNIPFMC PLC COM USD1 SEDOL: BDSFG98							
7,670.00	20.1400000	0.00	154,473.80	91,796.39	62,677.41	0.00	62,677.41
Total USD		0.00	653,148.82	553,972.37	99,176.45	0.00	99,176.45
Total United States		0.00	653,148.82	553,972.37	99,176.45	0.00	99,176.45
Total Common Stock							
111,856.00		733.60	3,604,122.97	3,371,143.17	268,566.25	- 35,586.45	232,979.80
Total Equities							
111,856.00		733.60	3,604,122.97	3,371,143.17	268,566.25	- 35,586.45	232,979.80
<i>All Other</i>							
Recoverable taxes							
EUR - Euro							
	0.9052641	13,485.81	0.00	0.00	0.00	0.00	0.00

Portfolio Statement

31 DEC 2023

Account number [REDACTED]
Account Name UFCW TRI-STATE

Page 14 of 82

◆ Asset Detail - Base Currency

Description/Asset ID Investment Mgr ID Shares/PAR value	Base Currency Exchange rate/ Local market price	Accrued income/expense	Market value	Cost	Unrealized gain/loss		Total
					Market	Translation	
<i>All Other</i>							
Recoverable taxes							
JPY - Japanese yen	140.9800000	299.82	0.00	0.00	0.00	0.00	0.00
USD - United States dollar	1.0000000	168.21	0.00	0.00	0.00	0.00	0.00
Total recoverable taxes - all currencies		13,953.84	0.00	0.00	0.00	0.00	0.00
Total recoverable taxes - all countries		13,953.84	0.00	0.00	0.00	0.00	0.00
Total Recoverable taxes							
0.00		13,953.84	0.00	0.00	0.00	0.00	0.00
Total All Other							
0.00		13,953.84	0.00	0.00	0.00	0.00	0.00

Portfolio Statement

31 DEC 2023

Account number XXXXXXXXXX
Account Name UFCW TRI-STATE

Page 15 of 82

◆ Asset Detail - Base Currency

Asset Detail Description/Asset ID Investment Mgr ID Shares/PAR value	Base Currency Exchange rate/ Local market price	Accrued income/expense	Market value	Cost	Unrealized gain/loss		Total
					Market	Translation	
Cash and Cash Equivalents							
Cash							
EUR - Euro	0.9052641	0.03	0.00	0.00	0.00	0.00	0.00
USD - United States dollar	1.0000000	0.00	119.57	119.57	0.00	0.00	0.00
Total cash - all currencies		0.03	119.57	119.57	0.00	0.00	0.00
Total cash - all countries		0.03	119.57	119.57	0.00	0.00	0.00
Total Cash	119.57	0.03	119.57	119.57	0.00	0.00	0.00
Funds - short term investment							
United States - USD							
NT COLLECTIVE SHORT TERM INVT FD CUSIP: 66586U452 V1034911301							
29,987.20	1.0000000	402.62	29,987.20	29,987.20	0.00	0.00	0.00
Total USD		402.62	29,987.20	29,987.20	0.00	0.00	0.00

Portfolio Statement

31 DEC 2023

Account number XXXXXX
Account Name UFCW TRI-STATE

Page 16 of 82

◆ Asset Detail - Base Currency

Description/Asset ID						Unrealized gain/loss		
Investment Mgr ID	Exchange rate/ Local market price	Accrued income/expense	Market value	Cost	Market	Translation	Total	
Shares/PAR value								

Cash and Cash Equivalents

Funds - short term investment

Total United States		402.62	29,987.20	29,987.20	0.00	0.00	0.00
---------------------	--	--------	-----------	-----------	------	------	------

Total Funds - Short Term Investment

29,987.20	402.62	29,987.20	29,987.20	0.00	0.00	0.00
-----------	--------	-----------	-----------	------	------	------

Total Cash and Cash Equivalents

30,106.77	402.65	30,106.77	30,106.77	0.00	0.00	0.00
-----------	--------	-----------	-----------	------	------	------

Total	141,962.77	15,090.09	3,634,229.74	3,401,249.94	268,566.25	- 35,586.45	232,979.80
--------------	-------------------	------------------	---------------------	---------------------	-------------------	--------------------	-------------------

++ Informational Only Asset - an asset that is not held in the account but that is included in Northern Trust's reports at the client's request solely as a matter of convenience to the client. Custodial and other responsibilities for this asset rest solely with the client or another custodian. Northern Trust has no custodial or other responsibilities for this asset, and the asset is not an asset of any Northern Trust account for purposes of the applicable account agreement.

Portfolio Statement

1 DEC 23 - 31 DEC 23

Account number [REDACTED]
Account Name UFCW TRI-STATE

◆ Investment Transaction Summary

Page 17 of 82

Asset Type	Principal	Transaction Amount Accrued Interest	Adjustment Amt	Cost	Market	Realized Gain/Loss Translation	Total
<i>Purchases</i>							
Equities							
Common stock	-216,983.03	0.00	0.00	216,983.03	0.00	0.00	0.00
Total equities	-216,983.03	0.00	0.00	216,983.03	0.00	0.00	0.00
Cash and Cash Equivalents							
Funds - short term investment	-448,145.18	0.00	0.00	448,145.18	0.00	0.00	0.00
Total cash and cash equivalents	-448,145.18	0.00	0.00	448,145.18	0.00	0.00	0.00
Total purchases	-665,128.21	0.00	0.00	665,128.21	0.00	0.00	0.00
<i>Sales</i>							
Equities							
Common stock	554,599.02	0.00	0.00	-563,425.61	-1,382.53	-7,444.06	-8,826.59
Total equities	554,599.02	0.00	0.00	-563,425.61	-1,382.53	-7,444.06	-8,826.59
Cash and Cash Equivalents							
Funds - short term investment	507,582.33	0.00	0.00	-507,582.33	0.00	0.00	0.00
Total cash and cash equivalents	507,582.33	0.00	0.00	-507,582.33	0.00	0.00	0.00
Total sales	1,062,181.35	0.00	0.00	-1,071,007.94	-1,382.53	-7,444.06	-8,826.59
Total	397,053.14	0.00	0.00	-405,879.73	-1,382.53	-7,444.06	-8,826.59

Portfolio Statement

1 DEC 23 - 31 DEC 23

Account number XXXXXXXXXX
Account Name UFCW TRI-STATE

Investment Transaction Detail

Page 18 of 82

Trade Date Settle Date Trade Status	Security Description	Shares/PAR Price	Principal	Transaction Amount Accrued Interest	Adjustment Amt	Cost	Realized Gain/Loss		Total
	Asset ID / Ticker Broker / Commission Narrative						Market	Translation	
Purchases									
Equities									
Common stock									
Denmark - DKK									
20 Dec 23 22 Dec 23 Settled	NOVO NORDISK A/S SER'B'DKK0.1 SEDOL: BP6KMJ1 / INSTINET EUROPE LIMITED / 67.10 NOVO NORDISK A/S SER'B'DKK0.1 PRICE: 694.2114042 BROKER COMMISSION: 67.10 BROKER: INSTINET EUROPE LIMITED	470.000 694.211400	-47,996.14	0.00	0.00	47,996.14	0.00	0.00	0.00
21 Dec 23 27 Dec 23 Settled	NOVO NORDISK A/S SER'B'DKK0.1 SEDOL: BP6KMJ1 / GOLDMAN SACHS INTERNATIONAL / 10.13 NOVO NORDISK A/S SER'B'DKK0.1 PRICE: 700.3 BROKER COMMISSION: 10.13 BROKER: GOLDMAN SACHS INTERNATIONAL	70.000 700.300000	-7,247.76	0.00	0.00	7,247.76	0.00	0.00	0.00
21 Dec 23 27 Dec 23 Settled	NOVO NORDISK A/S SER'B'DKK0.1 SEDOL: BP6KMJ1 / GOLDMAN SACHS INTERNATIONAL / 24.53 NOVO NORDISK A/S SER'B'DKK0.1 PRICE: 697.9795294 BROKER COMMISSION: 24.52 BROKER: GOLDMAN SACHS INTERNATIONAL	170.000 697.979500	-17,543.38	0.00	0.00	17,543.38	0.00	0.00	0.00
Total Denmark - DKK			-72,787.28	0.00	0.00	72,787.28	0.00	0.00	0.00
India - USD									
1 Dec 23 5 Dec 23 Settled	ADR HDFC BK LTD ADR REPSTG 3 SHS SEDOL: 2781648 / HDB INSTINET INVESTMENT SERVICES LIMITE / .38 HDFC BANK SPON ADS EACH REP 3 ORD SHS PRICE: 60.48 BROKER COMMISSION: 0.38 BROKER: INSTINET INVESTMENT SERVICES LIMITE	10.000 60.480200	-605.18	0.00	0.00	605.18	0.00	0.00	0.00

Portfolio Statement

1 DEC 23 - 31 DEC 23

Account number XXXXXXXXXX
Account Name UFCW TRI-STATE

Investment Transaction Detail

Page 19 of 82

Trade Date Settle Date Trade Status	Security Description Asset ID / Ticker Broker / Commission Narrative	Shares/PAR Price	Principal	Transaction Amount Accrued Interest	Adjustment Amt	Cost	Realized Gain/Loss		Total
							Market	Translation	
<i>Purchases</i>									
Equities									
1 Dec 23 5 Dec 23 Settled	ADR HDFC BK LTD ADR REPSTG 3 SHS SEDOL: 2781648 / HDB BNY CONVERGEX EXECUTION SOLUTIONS / 2.63 HDFC BANK SPON ADS EACH REP 3 ORD SHS PRICE: 60.558 BROKER COMMISSION: 2.63 BROKER: BNY CONVERGEX EXECUTION SOLUTIONS	70.000 60.558000	-4,241.69	0.00	0.00	4,241.69	0.00	0.00	0.00
4 Dec 23 6 Dec 23 Settled	ADR HDFC BK LTD ADR REPSTG 3 SHS SEDOL: 2781648 / HDB JEFFERIES LLC. / 14.63 HDFC BANK SPON ADS EACH REP 3 ORD SHS PRICE: 62.8465128 BROKER COMMISSION: 14.63 BROKER: JEFFERIES LLC.	390.000 62.846500	-24,524.77	0.00	0.00	24,524.77	0.00	0.00	0.00
6 Dec 23 8 Dec 23 Settled	ADR HDFC BK LTD ADR REPSTG 3 SHS SEDOL: 2781648 / HDB JEFFERIES LLC. / 7.50 HDFC BANK SPON ADS EACH REP 3 ORD SHS PRICE: 62.8473 BROKER COMMISSION: 7.50 BROKER: JEFFERIES LLC.	200.000 62.847300	-12,576.96	0.00	0.00	12,576.96	0.00	0.00	0.00
7 Dec 23 11 Dec 23 Settled	ADR HDFC BK LTD ADR REPSTG 3 SHS SEDOL: 2781648 / HDB JEFFERIES LLC. / 6.38 HDFC BANK SPON ADS EACH REP 3 ORD SHS PRICE: 63.2507058 BROKER COMMISSION: 6.38 BROKER: JEFFERIES LLC.	170.000 63.250700	-10,759.00	0.00	0.00	10,759.00	0.00	0.00	0.00
8 Dec 23 12 Dec 23 Settled	ADR HDFC BK LTD ADR REPSTG 3 SHS SEDOL: 2781648 / HDB INSTINET INVESTMENT SERVICES LIMITE / 1.88 HDFC BANK SPON ADS EACH REP 3 ORD SHS PRICE: 64.2718 BROKER COMMISSION: 1.88 BROKER: INSTINET INVESTMENT SERVICES LIMITE	50.000 64.271800	-3,215.47	0.00	0.00	3,215.47	0.00	0.00	0.00

Portfolio Statement

1 DEC 23 - 31 DEC 23

Account number XXXXXXXXXX
Account Name UFCW TRI-STATE

Investment Transaction Detail

Page 20 of 82

Trade Date Settle Date Trade Status	Security Description Asset ID / Ticker Broker / Commission Narrative	Shares/PAR Price	Principal	Transaction Amount Accrued Interest	Adjustment Amt	Cost	Realized Gain/Loss		
	Market						Translation	Total	
<i>Purchases</i>									
Equities									
8 Dec 23 12 Dec 23 Settled	ADR HDFC BK LTD ADR REPSTG 3 SHS SEDOL: 2781648 / HDB JEFFERIES LLC. / 2.25 HDFC BANK SPON ADS EACH REP 3 ORD SHS PRICE: 64.4676666 BROKER COMMISSION: 2.25 BROKER: JEFFERIES LLC.	60.000 64.467700	-3,870.31	0.00	0.00	3,870.31	0.00	0.00	0.00
11 Dec 23 13 Dec 23 Settled	ADR HDFC BK LTD ADR REPSTG 3 SHS SEDOL: 2781648 / HDB JEFFERIES LLC. / 8.63 HDFC BANK SPON ADS EACH REP 3 ORD SHS PRICE: 64.8100869 BROKER COMMISSION: 8.63 BROKER: JEFFERIES LLC.	230.000 64.810100	-14,914.95	0.00	0.00	14,914.95	0.00	0.00	0.00
12 Dec 23 14 Dec 23 Settled	ADR HDFC BK LTD ADR REPSTG 3 SHS SEDOL: 2781648 / HDB JEFFERIES LLC. / 7.13 HDFC BANK SPON ADS EACH REP 3 ORD SHS PRICE: 64.6128947 BROKER COMMISSION: 7.13 BROKER: JEFFERIES LLC.	190.000 64.612900	-12,283.58	0.00	0.00	12,283.58	0.00	0.00	0.00
13 Dec 23 15 Dec 23 Settled	ADR HDFC BK LTD ADR REPSTG 3 SHS SEDOL: 2781648 / HDB JEFFERIES LLC. / 6.00 HDFC BANK SPON ADS EACH REP 3 ORD SHS PRICE: 65.173375 BROKER COMMISSION: 6.00 BROKER: JEFFERIES LLC.	160.000 65.173400	-10,433.74	0.00	0.00	10,433.74	0.00	0.00	0.00
Total India - USD			-97,425.65	0.00	0.00	97,425.65	0.00	0.00	0.00
Italy - EUR									
18 Dec 23 20 Dec 23 Settled	PRYSMIAN SPA EUR0.10 SEDOL: B1W4V69 / PRYMF BNY CONVERGEX EXECUTION SOLUTIONS / 3.66 OTHER CHARGES: 2.61 PRYSMIAN SPA EUR0.10 PRICE: 39.8235 BROKER COMMISSION: 3.66 OTHER CHARGES: 2.61 BROKER: BNY CONVERGEX EXECUTION SOLUTIONS	60.000 39.823500	-2,618.79	0.00	0.00	2,618.79	0.00	0.00	0.00

Portfolio Statement

1 DEC 23 - 31 DEC 23

Account number XXXXXXXXXX
Account Name UFCW TRI-STATE

Investment Transaction Detail

Page 21 of 82

Trade Date Settle Date Trade Status	Security Description Asset ID / Ticker Broker / Commission Narrative	Shares/PAR Price	Principal	Transaction Amount Accrued Interest	Adjustment Amt	Cost	Realized Gain/Loss		Total
							Market	Translation	
<i>Purchases</i>									
Equities									
19 Dec 23 21 Dec 23 Settled	PRYSMIAN SPA EUR0.10 SEDOL: B1W4V69 / PRYMF SANFORD C. BERNSTEIN LTD / 9.98 OTHER CHARGES: 7.13 PRYSMIAN SPA EUR0.10 PRICE: 40.5421875 BROKER COMMISSION: 9.97 OTHER CHARGES: 7.12 BROKER: SANFORD C. BERNSTEIN LTD	160.000 40.542200	-7,143.31	0.00	0.00	7,143.31	0.00	0.00	0.00
19 Dec 23 21 Dec 23 Settled	PRYSMIAN SPA EUR0.10 SEDOL: B1W4V69 / PRYMF BNY CONVERGEX EXECUTION SOLUTIONS / 6.24 OTHER CHARGES: 4.46 PRYSMIAN SPA EUR0.10 PRICE: 40.5701 BROKER COMMISSION: 6.23 OTHER CHARGES: 4.46 BROKER: BNY CONVERGEX EXECUTION SOLUTIONS	100.000 40.570100	-4,467.64	0.00	0.00	4,467.64	0.00	0.00	0.00
20 Dec 23 22 Dec 23 Settled	PRYSMIAN SPA EUR0.10 SEDOL: B1W4V69 / PRYMF BNY CONVERGEX EXECUTION SOLUTIONS / 1.25 OTHER CHARGES: .89 PRYSMIAN SPA EUR0.10 PRICE: 40.6445 BROKER COMMISSION: 1.25 OTHER CHARGES: 0.88 BROKER: BNY CONVERGEX EXECUTION SOLUTIONS	20.000 40.644300	-893.53	0.00	0.00	893.53	0.00	0.00	0.00
Total Italy - EUR			-15,123.27	0.00	0.00	15,123.27	0.00	0.00	0.00
Spain - EUR									
18 Dec 23 20 Dec 23 Settled	GRIFOLS SA SEDOL: BYY3DX6 / MERRILL LYNCH INTERNATIONAL LIMITED / 3.18 OTHER CHARGES: 4.56 GRIFOLS SA PRICE: 13.819 BROKER COMMISSION: 3.18 OTHER CHARGES: 4.55 BROKER: MERRILL LYNCH INTERNATIONAL LIMITED	150.000 13.819000	-2,283.68	0.00	0.00	2,283.68	0.00	0.00	0.00

Portfolio Statement

1 DEC 23 - 31 DEC 23

Account number XXXXXXXXXX
Account Name UFCW TRI-STATE

Investment Transaction Detail

Page 22 of 82

Trade Date	Security Description						Realized Gain/Loss		
Settle Date	Asset ID / Ticker	Shares/PAR	Principal	Transaction Amount	Adjustment Amt	Cost	Market	Translation	Total
Trade Status	Broker / Commission Narrative	Price		Accrued Interest					

Purchases

Equities

19 Dec 23	GRIFOLS SA	130.000	-2,043.03	0.00	0.00	2,043.03	0.00	0.00	0.00
21 Dec 23	SEDOL: BYY3DX6 /								
Settled	MERRILL LYNCH INTERNATIONAL LIMITED /	14.255400							
	2.85								
	OTHER CHARGES: 4.09								
	GRIFOLS SA PRICE: 14.2553846								
	BROKER COMMISSION: 2.84 OTHER								
	CHARGES: 4.08 BROKER: MERRILL								
	LYNCH INTERNATIONAL LIMITED								
Total Spain - EUR			-4,326.71	0.00	0.00	4,326.71	0.00	0.00	0.00
Taiwan - USD									
12 Dec 23	ADR TAIWAN SEMICONDUCTOR MANUFACTURING	270.000	-27,320.12	0.00	0.00	27,320.12	0.00	0.00	0.00
14 Dec 23	SPON ADS EACH REP 5 ORD TWD10								
Settled	SEDOL: 2113382 / TSM	101.148100							
	INSTINET INVESTMENT SERVICES LIMITE /								
	10.13								
	TAIWAN SEMICONDUCTOR								
	MANUFACTURING SPON ADS EACH R								
	PRICE: 101.1481111 BROKER								
	COMMISSION: 10.13 BROKER:								
	INSTINET INVESTMENT SERVICES								
Total Taiwan - USD			-27,320.12	0.00	0.00	27,320.12	0.00	0.00	0.00
Total common stock			-216,983.03	0.00	0.00	216,983.03	0.00	0.00	0.00
Total equities			-216,983.03	0.00	0.00	216,983.03	0.00	0.00	0.00

Cash and Cash Equivalents

Funds - short term investment

United States - USD

7 Dec 23	NT COLLECTIVE SHORT TERM INVT FD	1,060.210	-1,060.21	0.00	0.00	1,060.21	0.00	0.00	0.00
7 Dec 23	CUSIP: 66586U452 /								
Settled	NORTHERN TRUST COMPANY, CHICAGO	1.000000							
	NT COLTV SHORT INVT FD PRICE:								
	1.0 NET BROKER: NORTHERN TRUST								
	COMPANY, CHICAGO								

Portfolio Statement

1 DEC 23 - 31 DEC 23

Account number XXXXXXXXXX
Account Name UFCW TRI-STATE

◆ Investment Transaction Detail

Page 23 of 82

Trade Date Settle Date Trade Status	Security Description Asset ID / Ticker Broker / Commission Narrative	Shares/PAR Price	Principal	Transaction Amount		Adjustment Amt	Cost	Realized Gain/Loss		Total
				Accrued Interest				Market	Translation	
<i>Purchases</i>										
Cash and Cash Equivalents										
8 Dec 23 8 Dec 23 Settled	NT COLLECTIVE SHORT TERM INVT FD CUSIP: 66586U452 / NORTHERN TRUST COMPANY, CHICAGO NT COLTV SHORT INVT FD PRICE: 1.0 NET BROKER: NORTHERN TRUST COMPANY, CHICAGO	20,644.680 1.000000	-20,644.68	0.00	0.00	0.00	20,644.68	0.00	0.00	0.00
11 Dec 23 11 Dec 23 Settled	NT COLLECTIVE SHORT TERM INVT FD CUSIP: 66586U452 / NORTHERN TRUST COMPANY, CHICAGO NT COLTV SHORT INVT FD PRICE: 1.0 NET BROKER: NORTHERN TRUST COMPANY, CHICAGO	7,282.770 1.000000	-7,282.77	0.00	0.00	0.00	7,282.77	0.00	0.00	0.00
15 Dec 23 15 Dec 23 Settled	NT COLLECTIVE SHORT TERM INVT FD CUSIP: 66586U452 / NORTHERN TRUST COMPANY, CHICAGO NT COLTV SHORT INVT FD PRICE: 1.0 NET BROKER: NORTHERN TRUST COMPANY, CHICAGO	1,554.910 1.000000	-1,554.91	0.00	0.00	0.00	1,554.91	0.00	0.00	0.00
18 Dec 23 18 Dec 23 Settled	NT COLLECTIVE SHORT TERM INVT FD CUSIP: 66586U452 / NORTHERN TRUST COMPANY, CHICAGO NT COLTV SHORT INVT FD PRICE: 1.0 NET BROKER: NORTHERN TRUST COMPANY, CHICAGO	22,424.260 1.000000	-22,424.26	0.00	0.00	0.00	22,424.26	0.00	0.00	0.00
19 Dec 23 19 Dec 23 Settled	NT COLLECTIVE SHORT TERM INVT FD CUSIP: 66586U452 / NORTHERN TRUST COMPANY, CHICAGO NT COLTV SHORT INVT FD PRICE: 1.0 NET BROKER: NORTHERN TRUST COMPANY, CHICAGO	131,076.000 1.000000	-131,076.00	0.00	0.00	0.00	131,076.00	0.00	0.00	0.00
20 Dec 23 20 Dec 23 Settled	NT COLLECTIVE SHORT TERM INVT FD CUSIP: 66586U452 / NORTHERN TRUST COMPANY, CHICAGO NT COLTV SHORT INVT FD PRICE: 1.0 NET BROKER: NORTHERN TRUST COMPANY, CHICAGO	250,548.020 1.000000	-250,548.02	0.00	0.00	0.00	250,548.02	0.00	0.00	0.00

Portfolio Statement

1 DEC 23 - 31 DEC 23

Account number XXXXXXXXXX
Account Name UFCW TRI-STATE

◆ Investment Transaction Detail

Page 24 of 82

Trade Date	Security Description	Shares/PAR	Principal	Transaction Amount	Accrued Interest	Adjustment Amt	Cost	Realized Gain/Loss		Total
Settle Date	Asset ID / Ticker							Market	Translation	
Trade Status	Broker / Commission Narrative	Price								

Purchases

Cash and Cash Equivalents

28 Dec 23	NT COLLECTIVE SHORT TERM INVT FD	10,383.820	-10,383.82	0.00	0.00	10,383.82	0.00	0.00	0.00
28 Dec 23	CUSIP: 66586U452 /								
Settled	NORTHERN TRUST COMPANY, CHICAGO	1.000000							
	NT COLTV SHORT INVT FD PRICE:								
	1.0 NET BROKER: NORTHERN TRUST								
	COMPANY, CHICAGO								
29 Dec 23	NT COLLECTIVE SHORT TERM INVT FD	3,170.510	-3,170.51	0.00	0.00	3,170.51	0.00	0.00	0.00
29 Dec 23	CUSIP: 66586U452 /								
Settled	NORTHERN TRUST COMPANY, CHICAGO	1.000000							
	NT COLTV SHORT INVT FD PRICE:								
	1.0 NET BROKER: NORTHERN TRUST								
	COMPANY, CHICAGO								
Total United States - USD			-448,145.18	0.00	0.00	448,145.18	0.00	0.00	0.00
Total funds - short term investment			-448,145.18	0.00	0.00	448,145.18	0.00	0.00	0.00
Total cash and cash equivalents			-448,145.18	0.00	0.00	448,145.18	0.00	0.00	0.00
Total purchases		451,275.18	-665,128.21	0.00	0.00	665,128.21	0.00	0.00	0.00

Sales

Equities

Common stock

China - HKD

18 Dec 23	MEITUAN USD0.00001 B CLASS	-800.000	8,555.17	0.00	0.00	-22,449.67	-13,928.95	34.45	-13,894.50
20 Dec 23	SEDOL: BGJW376 / 3690								
Settled	DAIWA CAPITAL MARKETS AMERICA INC. /	83.650000							
	16.30								
	OTHER CHARGES: 9.36								
	MEITUAN USD0.00001 B CLASS								
	PRICE: 83.65 BROKER								
	COMMISSION: 16.30 OTHER								
	CHARGES: 9.35 BROKER: DAIWA								
	CAPITAL MARKETS AMERICA INC.								

Portfolio Statement

1 DEC 23 - 31 DEC 23

Account number XXXXXXXXXX
Account Name UFCW TRI-STATE

Investment Transaction Detail

Page 25 of 82

Trade Date Settle Date Trade Status	Security Description	Shares/PAR Price	Principal	Transaction Amount Accrued Interest	Adjustment Amt	Cost	Realized Gain/Loss		Total
	Asset ID / Ticker Broker / Commission Narrative						Market	Translation	
Sales									
Equities									
12 Dec 23 14 Dec 23 Settled	WUXI BIOLOGICS (CA USD0.0000083 SEDOL: BL6B9P1 / 2269 INSTINET PACIFIC LIMITED / 10.44 OTHER CHARGES: 5.97 WUXI BIOLOGICS (CA USD0.0000083 PRICE: 28.6 BROKER COMMISSION: 10.43 OTHER CHARGES: 5.97 BROKER: INSTINET PACIFIC LIMITED	-1,500.000 28.600000	5,477.33	0.00	0.00	-6,641.83	-1,188.06	23.56	-1,164.50
18 Dec 23 20 Dec 23 Settled	WUXI BIOLOGICS (CA USD0.0000083 SEDOL: BL6B9P1 / 2269 DAIWA CAPITAL MARKETS AMERICA INC. / 10.64 OTHER CHARGES: 6.12 WUXI BIOLOGICS (CA USD0.0000083 PRICE: 29.1 BROKER COMMISSION: 10.63 OTHER CHARGES: 6.11 BROKER: DAIWA CAPITAL MARKETS AMERICA INC.	-1,500.000 29.100000	5,580.28	0.00	0.00	-6,641.83	-1,093.75	32.20	-1,061.55
19 Dec 23 21 Dec 23 Settled	WUXI BIOLOGICS (CA USD0.0000083 SEDOL: BL6B9P1 / 2269 JEFFERIES HONG KONG LIMITED / 20.87 OTHER CHARGES: 11.96 WUXI BIOLOGICS (CA USD0.0000083 PRICE: 28.5607 BROKER COMMISSION: 20.86 OTHER CHARGES: 11.95 BROKER: JEFFERIES HONG KONG LIMITED	-3,000.000 28.560700	10,949.70	0.00	0.00	-13,283.67	-2,393.40	59.43	-2,333.97
20 Dec 23 22 Dec 23 Settled	WUXI BIOLOGICS (CA USD0.0000083 SEDOL: BL6B9P1 / 2269 JEFFERIES HONG KONG LIMITED / 21.09 OTHER CHARGES: 12.09 WUXI BIOLOGICS (CA USD0.0000083 PRICE: 28.8887 BROKER COMMISSION: 21.09 OTHER CHARGES: 12.08 BROKER: JEFFERIES HONG KONG LIMITED	-3,000.000 28.888700	11,068.91	0.00	0.00	-13,283.67	-2,266.31	51.55	-2,214.76

Portfolio Statement

1 DEC 23 - 31 DEC 23

Account number XXXXXXXXXX
Account Name UFCW TRI-STATE

Investment Transaction Detail

Page 26 of 82

Trade Date Settle Date Trade Status	Security Description Asset ID / Ticker Broker / Commission Narrative	Shares/PAR Price	Principal	Transaction Amount Accrued Interest	Adjustment Amt	Cost	Realized Gain/Loss		
							Market	Translation	Total
Sales									
Equities									
21 Dec 23 27 Dec 23 Settled	WUXI BIOLOGICS (CA USD0.0000083 SEDOL: BL6B9P1 / 2269 JEFFERIES HONG KONG LIMITED / 20.78 OTHER CHARGES: 11.94 WUXI BIOLOGICS (CA USD0.0000083 PRICE: 28.4752 BROKER COMMISSION: 20.77 OTHER CHARGES: 11.94 BROKER: JEFFERIES HONG KONG LIMITED	-3,000.000 28.475200	10,903.05	0.00	0.00	-13,283.66	-2,423.13	42.52	-2,380.61
22 Dec 23 28 Dec 23 Settled	WUXI BIOLOGICS (CA USD0.0000083 SEDOL: BL6B9P1 / 2269 SANFORD C. BERNSTEIN AND CO., LLC / 16.48 OTHER CHARGES: 9.44 WUXI BIOLOGICS (CA USD0.0000083 PRICE: 27.1194 BROKER COMMISSION: 16.48 OTHER CHARGES: 9.43 BROKER: SANFORD C. BERNSTEIN AND CO., LLC	-2,500.000 27.119400	8,648.42	0.00	0.00	-11,069.73	-2,450.47	29.16	-2,421.31
22 Dec 23 28 Dec 23 Settled	WUXI BIOLOGICS (CA USD0.0000083 SEDOL: BL6B9P1 / 2269 JEFFERIES HONG KONG LIMITED / 3.31 OTHER CHARGES: 1.94 WUXI BIOLOGICS (CA USD0.0000083 PRICE: 27.2098 BROKER COMMISSION: 3.30 OTHER CHARGES: 1.93 BROKER: JEFFERIES HONG KONG LIMITED	-500.000 27.209800	1,735.40	0.00	0.00	-2,213.94	-484.37	5.83	-478.54
Total China - HKD			62,918.26	0.00	0.00	-88,868.00	-26,228.44	278.70	-25,949.74
China - USD									
6 Dec 23 8 Dec 23 Settled	ADR ALIBABA GRP HLDG LTD SPON ADS E ACH REP 8 ORD SHS ADS SEDOL: BP41ZD1 / BABA BNY CONVERGEX EXECUTION SOLUTIONS / 16.88 OTHER CHARGES: .27 ALIBABA GRP HLDG LTD SPON ADS EACH REP 8 ORD PRICE: 72.3298 BROKER COMMISSION: 16.88 OTHER CHARGES: 0.27 BROKER: BNY CONVERGEX EXECUTION SOLUTIONS	-450.000 72.329800	32,531.26	0.00	0.00	-45,530.87	-12,999.61	0.00	-12,999.61

Portfolio Statement

1 DEC 23 - 31 DEC 23

Account number XXXXXXXXXX
Account Name UFCW TRI-STATE

Investment Transaction Detail

Page 27 of 82

Trade Date Settle Date Trade Status	Security Description	Shares/PAR Price	Principal	Transaction Amount Accrued Interest	Adjustment Amt	Cost	Realized Gain/Loss			
	Asset ID / Ticker Broker / Commission Narrative						Market	Translation	Total	
Sales										
Equities										
7 Dec 23 11 Dec 23 Settled	ADR ALIBABA GRP HLDG LTD SPON ADS E ACH REP 8 ORD SHS ADS SEDOL: BP41ZD1 / BABA BNY CONVERGEX EXECUTION SOLUTIONS / 9.38 OTHER CHARGES: .15 ALIBABA GRP HLDG LTD SPON ADS EACH REP 8 ORD PRICE: 72.2052 BROKER COMMISSION: 9.38 OTHER CHARGES: 0.15 BROKER: BNY CONVERGEX EXECUTION SOLUTIONS	-250.000 72.205200	18,041.77	0.00	0.00	-25,294.93	-7,253.16	0.00	-7,253.16	
12 Dec 23 14 Dec 23 Settled	ADR ALIBABA GRP HLDG LTD SPON ADS E ACH REP 8 ORD SHS ADS SEDOL: BP41ZD1 / BABA BNY CONVERGEX EXECUTION SOLUTIONS / 3.00 OTHER CHARGES: .05 ALIBABA GRP HLDG LTD SPON ADS EACH REP 8 ORD PRICE: 71.312375 BROKER COMMISSION: 3.00 OTHER CHARGES: 0.05 BROKER: BNY CONVERGEX	-80.000 71.312400	5,701.94	0.00	0.00	-8,094.37	-2,392.43	0.00	-2,392.43	
13 Dec 23 15 Dec 23 Settled	ADR ALIBABA GRP HLDG LTD SPON ADS E ACH REP 8 ORD SHS ADS SEDOL: BP41ZD1 / BABA BNY CONVERGEX EXECUTION SOLUTIONS / 6.38 OTHER CHARGES: .10 ALIBABA GRP HLDG LTD SPON ADS EACH REP 8 ORD PRICE: 70.5595882 BROKER COMMISSION: 6.38 OTHER CHARGES: 0.10 BROKER: BNY CONVERGEX	-170.000 70.559600	11,988.65	0.00	0.00	-17,200.55	-5,211.90	0.00	-5,211.90	
Total China - USD			68,263.62	0.00	0.00	-96,120.72	-27,857.10	0.00	-27,857.10	
Denmark - DKK										
18 Dec 23 20 Dec 23 Settled	GENMAB AS DKK1 SEDOL: 4595739 / JOH. BERENBERG,GOSSLER UND CO.KG / 21.59 GENMAB AS DKK1 PRICE: 2108.52 BROKER COMMISSION: 21.59 BROKER: JOH. BERENBERG,GOSSLER UND CO.KG	-50.000 2,108.520000	15,399.54	0.00	0.00	-18,254.65	-1,915.61	-939.50	-2,855.11	
Total Denmark - DKK			15,399.54	0.00	0.00	-18,254.65	-1,915.61	-939.50	-2,855.11	

Portfolio Statement

1 DEC 23 - 31 DEC 23

Account number XXXXXXXXXX
Account Name UFCW TRI-STATE

Investment Transaction Detail

Page 28 of 82

Trade Date Settle Date Trade Status	Security Description Asset ID / Ticker Broker / Commission Narrative	Shares/PAR Price	Principal	Transaction Amount		Adjustment Amt	Cost	Realized Gain/Loss		Total
				Accrued Interest				Market	Translation	
Sales										
Equities										
France - EUR										
18 Dec 23 20 Dec 23 Settled	AIRBUS SE EUR1 SEDOL: 4012250 / JOH. BERENBERG,GOSSLER UND CO.KG / 31.94 AIRBUS SE EUR1 PRICE: 139.4765333 BROKER COMMISSION: 31.93 BROKER: JOH. BERENBERG,GOSSLER UND CO.KG	-150.000 139.476500	22,781.41	0.00	0.00	-16,886.91	7,102.76	-1,208.26	5,894.50	
20 Dec 23 22 Dec 23 Settled	AIRBUS SE EUR1 SEDOL: 4012250 / MERRILL LYNCH INTERNATIONAL LIMITED / 19.00 AIRBUS SE EUR1 PRICE: 137.9513333 BROKER COMMISSION: 19.00 BROKER: MERRILL LYNCH INTERNATIONAL LIMITED	-90.000 137.951300	13,554.07	0.00	0.00	-10,132.15	4,122.74	-700.82	3,421.92	
18 Dec 23 20 Dec 23 Settled	LVMH MOET HENNESSY EUR0.30 SEDOL: 4061412 / JOH. BERENBERG,GOSSLER UND CO.KG / 11.26 LVMH MOET HENNESSY EUR0.30 PRICE: 738.1 BROKER COMMISSION: 11.26 BROKER: JOH. BERENBERG,GOSSLER UND CO.KG	-10.000 738.100000	8,037.18	0.00	0.00	-6,200.97	1,396.14	440.07	1,836.21	
18 Dec 23 20 Dec 23 Settled	SAFRAN SA EUR0.20 SEDOL: B058TZ6 / JOH. BERENBERG,GOSSLER UND CO.KG / 34.42 SAFRAN SA EUR0.20 PRICE: 161.0500714 BROKER COMMISSION: 34.42 BROKER: JOH. BERENBERG,GOSSLER UND CO.KG	-140.000 161.050100	24,551.44	0.00	0.00	-16,765.23	8,939.57	-1,153.36	7,786.21	
20 Dec 23 22 Dec 23 Settled	SAFRAN SA EUR0.20 SEDOL: B058TZ6 / UBS AG LONDON BRANCH / 14.57 SAFRAN SA EUR0.20 PRICE: 157.9233333 BROKER COMMISSION: 14.57 BROKER: UBS AG LONDON BRANCH	-60.000 157.923400	10,391.51	0.00	0.00	-7,185.10	3,652.88	-446.47	3,206.41	
Total France - EUR			79,315.61	0.00	0.00	-57,170.36	25,214.09	-3,068.84	22,145.25	

Portfolio Statement

1 DEC 23 - 31 DEC 23

Account number XXXXXXXXXX
Account Name UFCW TRI-STATE

Investment Transaction Detail

Page 29 of 82

Trade Date Settle Date Trade Status	Security Description Asset ID / Ticker	Shares/PAR Price	Principal	Transaction Amount Accrued Interest	Adjustment Amt	Cost	Realized Gain/Loss		Total
	Broker / Commission Narrative						Market	Translation	
Sales									
Equities									
Germany - EUR									
14 Dec 23 18 Dec 23 Settled	DEUTSCHE TELEKOM NPV(REGD) SEDOL: 5842359 / BNY CONVERGEX EXECUTION SOLUTIONS / 31.40 DEUTSCHE TELEKOM NPV(REGD) PRICE: 21.7212978 BROKER COMMISSION: 31.39 BROKER: BNY CONVERGEX EXECUTION SOLUTIONS	-940.000 21.721300	22,390.06	0.00	0.00	-17,387.57	4,345.78	656.71	5,002.49
18 Dec 23 20 Dec 23 Settled	DEUTSCHE TELEKOM NPV(REGD) SEDOL: 5842359 / JOH. BERENBERG,GOSSLER UND CO.KG / 27.88 DEUTSCHE TELEKOM NPV(REGD) PRICE: 21.485 BROKER COMMISSION: 27.88 BROKER: JOH. BERENBERG,GOSSLER UND CO.KG	-850.000 21.485000	19,885.77	0.00	0.00	-15,722.80	3,683.45	479.52	4,162.97
18 Dec 23 20 Dec 23 Settled	RHEINMETALL AG NPV SEDOL: 5334588 / JOH. BERENBERG,GOSSLER UND CO.KG / 28.39 RHEINMETALL AG NPV PRICE: 286.2 BROKER COMMISSION: 28.39 BROKER: JOH. BERENBERG,GOSSLER UND CO.KG	-65.000 286.200000	20,256.82	0.00	0.00	-17,254.83	2,812.53	189.46	3,001.99
27 Dec 23 29 Dec 23 Settled	RHEINMETALL AG NPV SEDOL: 5334588 / INSTINET EUROPE LIMITED / 4.45 RHEINMETALL AG NPV PRICE: 286.158 BROKER COMMISSION: 4.44 BROKER: INSTINET EUROPE LIMITED	-10.000 286.157700	3,170.51	0.00	0.00	-2,654.59	439.80	76.12	515.92
Total Germany - EUR			65,703.16	0.00	0.00	-53,019.79	11,281.56	1,401.81	12,683.37

Portfolio Statement

1 DEC 23 - 31 DEC 23

Account number XXXXXXXXXX
Account Name UFCW TRI-STATE

Investment Transaction Detail

Page 30 of 82

Trade Date	Security Description						Realized Gain/Loss		
Settle Date	Asset ID / Ticker	Shares/PAR	Principal	Transaction Amount	Adjustment Amt	Cost	Market	Translation	Total
Trade Status	Broker / Commission Narrative	Price		Accrued Interest					

Sales

Equities

Hong Kong - HKD

18 Dec 23	AIA GROUP LTD NPV	-1,800.000	15,601.77	0.00	0.00	-15,454.70	122.79	24.28	147.07
20 Dec 23	SEDOL: B4TX8S1 / 1299 HK								
Settled	DAIWA CAPITAL MARKETS AMERICA INC. / 29.73	67.800000							
	OTHER CHARGES: 17.10								
	AIA GROUP LTD NPV PRICE: 67.8								
	BROKER COMMISSION: 29.73 OTHER CHARGES: 17.10								
	BROKER: DAIWA CAPITAL MARKETS AMERICA INC.								
Total Hong Kong - HKD			15,601.77	0.00	0.00	-15,454.70	122.79	24.28	147.07

Hong Kong - USD

15 Dec 23	MELCO RESORTS & ENTERTAINMENT LIMITED	-920.000	7,905.31	0.00	0.00	-19,684.59	-11,779.28	0.00	-11,779.28
19 Dec 23	SEDOL: B1KYHF2 / MLCO								
Settled	ISI GROUP INC. / 34.50	8.630300							
	OTHER CHARGES: .07								
	MELCO RESORTS & ENTERTAINMENT LIMITED PRICE: 8.6303043								
	BROKER COMMISSION: 34.50 OTHER CHARGES: 0.07								
	BROKER: ISI GROUP INC.								
Total Hong Kong - USD			7,905.31	0.00	0.00	-19,684.59	-11,779.28	0.00	-11,779.28

India - USD

15 Dec 23	ADR HDFC BK LTD ADR REPSTG 3 SHS	-150.000	9,912.29	0.00	0.00	-9,551.53	360.76	0.00	360.76
19 Dec 23	SEDOL: 2781648 / HDB								
Settled	ISI GROUP INC. / 5.63	66.120000							
	OTHER CHARGES: .08								
	HDFC BANK SPON ADS EACH REP 3								
	ORD SHS PRICE: 66.12								
	BROKER COMMISSION: 5.63								
	OTHER CHARGES: 0.08								
	BROKER: ISI GROUP INC.								

Portfolio Statement

1 DEC 23 - 31 DEC 23

Account number XXXXXXXXXX
Account Name UFCW TRI-STATE

Investment Transaction Detail

Page 31 of 82

Trade Date	Security Description						Realized Gain/Loss		
Settle Date	Asset ID / Ticker								
Trade Status	Broker / Commission	Shares/PAR	Principal	Transaction Amount	Adjustment Amt	Cost	Market	Translation	Total
	Narrative	Price		Accrued Interest					
Sales									
Equities									
15 Dec 23	ADR ICICI BK LTD	-440.000	10,770.01	0.00	0.00	-5,068.63	5,701.38	0.00	5,701.38
19 Dec 23	SEDOL: 2569286 / IBN								
Settled	ISI GROUP INC. / 16.50	24.515000							
	OTHER CHARGES: .09								
	ICICI BANK SPON ADR EACH REP 2								
	ORD SHS PRICE: 24.515 BROKER								
	COMMISSION: 16.50 OTHER								
	CHARGES: 0.09 BROKER: ISI								
	GROUP INC.								
Total India - USD			20,682.30	0.00	0.00	-14,620.16	6,062.14	0.00	6,062.14
Italy - EUR									
18 Dec 23	PRYSMIAN SPA EUR0.10	-250.000	10,798.44	0.00	0.00	-7,612.05	3,366.64	-180.25	3,186.39
20 Dec 23	SEDOL: B1W4V69 / PRYMF								
Settled	JOH. BERENBERG,GOSSLER UND CO.KG / 15.14	39.667300							
	PRYSMIAN SPA EUR0.10 PRICE:								
	39.66732 BROKER COMMISSION:								
	15.13 BROKER: JOH.								
	BERENBERG,GOSSLER UND CO.KG								
Total Italy - EUR			10,798.44	0.00	0.00	-7,612.05	3,366.64	-180.25	3,186.39
Japan - JPY									
18 Dec 23	DAI-ICHI LIFE HOLD NPV	-400.000	8,196.75	0.00	0.00	-8,291.03	-437.79	343.51	-94.28
20 Dec 23	SEDOL: B601QS4 /								
Settled	DAIWA CAPITAL MARKETS AMERICA INC. /	2,937.000000							
	11.49								
	OTHER CHARGES: .01								
	DAI-ICHI LIFE HOLD NPV PRICE:								
	2937.0 BROKER COMMISSION:								
	11.48 BROKER: DAIWA CAPITAL								
	MARKETS AMERICA INC.								
18 Dec 23	DAIFUKU CO LTD NPV	-600.000	11,763.47	0.00	0.00	-12,871.71	1,896.72	-3,004.96	-1,108.24
20 Dec 23	SEDOL: 6250025 /								
Settled	DAIWA CAPITAL MARKETS AMERICA INC. /	2,810.000000							
	16.49								
	OTHER CHARGES: .01								
	DAIFUKU CO LTD NPV PRICE:								
	2810.0 BROKER COMMISSION:								
	16.48 BROKER: DAIWA CAPITAL								
	MARKETS AMERICA INC.								

Portfolio Statement

1 DEC 23 - 31 DEC 23

Account number XXXXXXXXXX
Account Name UFCW TRI-STATE

Investment Transaction Detail

Page 32 of 82

Trade Date Settle Date Trade Status	Security Description Asset ID / Ticker Broker / Commission Narrative	Shares/PAR Price	Principal	Transaction Amount Accrued Interest	Adjustment Amt	Cost	Realized Gain/Loss		
							Market	Translation	Total
Sales									
Equities									
18 Dec 23 20 Dec 23 Settled	SUZUKI MOTOR CORP NPV SEDOL: 6865504 / DAIWA CAPITAL MARKETS AMERICA INC. / 10.83 SUZUKI MOTOR CORP NPV PRICE: 5538.0 BROKER COMMISSION: 10.82 BROKER: DAIWA CAPITAL MARKETS AMERICA INC.	-200.000 5,538.000000	7,727.89	0.00	0.00	-8,260.10	-917.40	385.19	-532.21
18 Dec 23 20 Dec 23 Settled	T&D HOLDINGS INC NPV SEDOL: 6744294 / DAIWA CAPITAL MARKETS AMERICA INC. / 10.71 OTHER CHARGES: .01 T&D HOLDINGS INC NPV PRICE: 2191.5 BROKER COMMISSION: 10.71 BROKER: DAIWA CAPITAL MARKETS AMERICA INC.	-500.000 2,191.500000	7,645.21	0.00	0.00	-8,649.09	-1,373.60	369.72	-1,003.88
Total Japan - JPY			35,333.32	0.00	0.00	-38,071.93	-832.07	-1,906.54	-2,738.61
Netherlands - EUR									
18 Dec 23 20 Dec 23 Settled	PROSUS N.V. EUR0.05 (N SHARES) SEDOL: BJDS7L3 / PRX JOH. BERENBERG,GOSSLER UND CO.KG / 27.38 PROSUS N.V. EUR0.05 (N SHARES) PRICE: 29.401295 BROKER COMMISSION: 27.38 BROKER: JOH. BERENBERG,GOSSLER UND CO.KG	-610.000 29.401300	19,529.20	0.00	0.00	-19,847.67	226.37	-544.84	-318.47
Total Netherlands - EUR			19,529.20	0.00	0.00	-19,847.67	226.37	-544.84	-318.47
Netherlands - USD									
15 Dec 23 19 Dec 23 Settled	ADR ASML HLDG NV NY REG 2012 (POST REV SPLIT) SEDOL: B908F01 / ASML ISI GROUP INC. / .68 OTHER CHARGES: .11 ASML HOLDING NV EUR0.09 NY REG 2012 PRICE: 751.1977777 BROKER COMMISSION: 0.68 OTHER CHARGES: 0.11 BROKER: ISI GROUP INC.	-18.000 751.197800	13,520.77	0.00	0.00	-3,329.45	10,191.32	0.00	10,191.32
Total Netherlands - USD			13,520.77	0.00	0.00	-3,329.45	10,191.32	0.00	10,191.32

Portfolio Statement

1 DEC 23 - 31 DEC 23

Account number XXXXXXXXXX
Account Name UFCW TRI-STATE

Investment Transaction Detail

Page 33 of 82

Trade Date Settle Date Trade Status	Security Description	Shares/PAR Price	Principal	Transaction Amount Accrued Interest	Adjustment Amt	Cost	Realized Gain/Loss			
	Asset ID / Ticker Broker / Commission Narrative						Market	Translation	Total	
Sales										
Equities										
Norway - NOK										
18 Dec 23	NORDIC SEMICONDUCT NOK0.01	-700.000	8,372.38	0.00	0.00	-12,168.74	-2,157.46	-1,638.90	-3,796.36	
20 Dec 23	SEDOL: B00ZG06 /									
Settled	BANQUE PARIBAS PARIS / 11.74	124.883100								
	NORDIC SEMICONDUCT NOK0.01									
	PRICE: 124.8831 BROKER									
	COMMISSION: 11.73 BROKER:									
	BANQUE PARIBAS PARIS									
Total Norway - NOK			8,372.38	0.00	0.00	-12,168.74	-2,157.46	-1,638.90	-3,796.36	
Spain - EUR										
18 Dec 23	GRIFOLS SA	-820.000	12,461.65	0.00	0.00	-12,645.34	-445.64	261.95	-183.69	
20 Dec 23	SEDOL: BYY3DX6 /									
Settled	JOH. BERENBERG,GOSSLER UND CO.KG / 17.47	13.956400								
	GRIFOLS SA PRICE: 13.9564024									
	BROKER COMMISSION: 17.46									
	BROKER: JOH. BERENBERG,GOSSLER									
	UND CO.KG									
Total Spain - EUR			12,461.65	0.00	0.00	-12,645.34	-445.64	261.95	-183.69	
Taiwan - USD										
15 Dec 23	ADR TAIWAN SEMICONDUCTOR MANUFACTURING	-190.000	19,461.55	0.00	0.00	-21,627.55	-2,166.00	0.00	-2,166.00	
19 Dec 23	SPON ADS EACH REP 5 ORD TWD10									
Settled	SEDOL: 2113382 / TSM	102.467600								
	ISI GROUP INC. / 7.13									
	OTHER CHARGES: .16									
	TAIWAN SEMICONDUCTOR									
	MANUFACTURING SPON ADS EACH R									
	PRICE: 102.4675789 BROKER									
	COMMISSION: 7.13 OTHER									
	CHARGES: 0.16 BROKER: ISI									
Total Taiwan - USD			19,461.55	0.00	0.00	-21,627.55	-2,166.00	0.00	-2,166.00	

Portfolio Statement

1 DEC 23 - 31 DEC 23

Account number XXXXXXXXXX
Account Name UFCW TRI-STATE

Investment Transaction Detail

Page 34 of 82

Trade Date	Security Description						Realized Gain/Loss		
Settle Date	Asset ID / Ticker		Shares/PAR	Principal	Transaction Amount	Adjustment Amt	Cost	Market	Translation
Trade Status	Broker / Commission	Narrative	Price		Accrued Interest				Total

Sales

Equities

United Kingdom - GBP

18 Dec 23	ASTRAZENECA ORD USD0.25		-150.000	19,535.99	0.00	0.00	-13,485.16	7,099.13	-1,048.30	6,050.83
20 Dec 23	SEDOL: 0989529 /									
Settled	JOH. BERENBERG,GOSSLER UND CO.KG / 25.44	103.212400								
	OTHER CHARGES: 1.26									
	ASTRAZENECA ORD USD0.25 PRICE:									
	103.2124 BROKER COMMISSION:									
	25.43 OTHER CHARGES: 1.26									
	BROKER: JOH. BERENBERG,GOSSLER									
	UND CO.KG									
18 Dec 23	STANDARD CHARTERED PLC SHS		-1,080.000	8,770.13	0.00	0.00	-10,277.60	-1,423.84	-83.63	-1,507.47
20 Dec 23	SEDOL: 0408284 / SCBFF									
Settled	JOH. BERENBERG,GOSSLER UND CO.KG / 11.41	6.434900								
	STANDARD CHARTERED PLC SHS									
	PRICE: 6.4348981 BROKER									
	COMMISSION: 11.41 BROKER: JOH.									
	BERENBERG,GOSSLER UND CO.KG									
Total United Kingdom - GBP				28,306.12	0.00	0.00	-23,762.76	5,675.29	-1,131.93	4,543.36

United States - USD

15 Dec 23	ALKERMES PLC SHS		-360.000	9,887.32	0.00	0.00	-10,337.56	-450.24	0.00	-450.24
19 Dec 23	SEDOL: B3P6D26 / ALKS									
Settled	ISI GROUP INC. / 13.50	27.502500								
	OTHER CHARGES: .08									
	ALKERMES PLC SHS PRICE:									
	27.5025 BROKER COMMISSION:									
	13.50 OTHER CHARGES: 0.08									
	BROKER: ISI GROUP INC.									
15 Dec 23	APTIV PLC COM USD		-140.000	12,178.85	0.00	0.00	-14,102.59	-1,923.74	0.00	-1,923.74
19 Dec 23	SEDOL: B783TY6 / APTV									
Settled	ISI GROUP INC. / 5.25	87.030000								
	OTHER CHARGES: .10									
	APTIV PLC COM USD0.01 PRICE:									
	87.03 BROKER COMMISSION: 5.25									
	OTHER CHARGES: 0.10 BROKER:									
	ISI GROUP INC.									

Portfolio Statement

1 DEC 23 - 31 DEC 23

Account number XXXXXXXXXX
Account Name UFCW TRI-STATE

Investment Transaction Detail

Page 35 of 82

Trade Date Settle Date Trade Status	Security Description	Shares/PAR Price	Principal	Transaction Amount Accrued Interest	Adjustment Amt	Cost	Realized Gain/Loss		
	Asset ID / Ticker Broker / Commission Narrative						Market	Translation	Total
Sales									
Equities									
15 Dec 23 19 Dec 23 Settled	ATLASSIAN CORP CL A SEDOL: BQ1PC76 / TEAM ISI GROUP INC. / 1.31 OTHER CHARGES: .07 ATLASSIAN CORP COM USD0.1 CL A PRICE: 228.92 BROKER COMMISSION: 1.31 OTHER CHARGES: 0.07 BROKER: ISI GROUP INC.	-35.000 228.920000	8,010.82	0.00	0.00	-6,986.20	1,024.62	0.00	1,024.62
15 Dec 23 19 Dec 23 Settled	MERCADOLIBRE INC COM STK SEDOL: B23X1H3 / MELI ISI GROUP INC. / .53 OTHER CHARGES: .18 MERCADOLIBRE INC COM USD0.001 PRICE: 1606.54 BROKER COMMISSION: 0.53 OTHER CHARGES: 0.18 BROKER: ISI GROUP INC.	-14.000 1,606.540000	22,490.85	0.00	0.00	-17,644.10	4,846.75	0.00	4,846.75
5 Dec 23 7 Dec 23 Settled	MURAL ONCOLOGY PUB LTD CO COM USD0.01 WI SEDOL: BRJQ8L4 / MURA ISI GROUP INC. / 8.63 OTHER CHARGES: .01 MURAL ONCOLOGY PUB COM USD0.01 PRICE: 3.6443913 BROKER COMMISSION: 8.63 OTHER CHARGES: 0.01 BROKER: ISI GROUP INC.	-230.000 3.644400	829.57	0.00	0.00	-1,073.91	-244.34	0.00	-244.34
6 Dec 23 8 Dec 23 Settled	MURAL ONCOLOGY PUB LTD CO COM USD0.01 WI SEDOL: BRJQ8L4 / MURA PENSERRASECURITIES / 6.83 OTHER CHARGES: .01 MURAL ONCOLOGY PUB COM USD0.01 PRICE: 3.8308791 BROKER COMMISSION: 6.83 OTHER CHARGES: 0.01 BROKER: PENSERRASECURITIES	-182.000 3.830900	690.38	0.00	0.00	-849.79	-159.41	0.00	-159.41

Portfolio Statement

1 DEC 23 - 31 DEC 23

Account number XXXXXXXXXX
Account Name UFCW TRI-STATE

Investment Transaction Detail

Page 36 of 82

Trade Date	Security Description						Realized Gain/Loss		
Settle Date	Asset ID / Ticker								
Trade Status	Broker / Commission	Shares/PAR	Principal	Transaction Amount	Accrued Interest	Adjustment Amt	Cost	Market	Translation
	Narrative	Price							Total

Sales

Equities

15 Dec 23	TECHNIPPMC PLC COM USD1	-850.000	16,938.23	0.00	0.00	-10,173.00	6,765.23	0.00	6,765.23
19 Dec 23	SEDOL: BDSFG98 / FTI								
Settled	ISI GROUP INC. / 31.88	19.965000							
	OTHER CHARGES: .14								
	TECHNIPPMC PLC USD1 PRICE:								
	19.965 BROKER COMMISSION:								
	31.88 OTHER CHARGES: 0.14								
	BROKER: ISI GROUP INC.								
Total United States - USD			71,026.02	0.00	0.00	-61,167.15	9,858.87	0.00	9,858.87
Total common stock			554,599.02	0.00	0.00	-563,425.61	-1,382.53	-7,444.06	-8,826.59
Total equities			554,599.02	0.00	0.00	-563,425.61	-1,382.53	-7,444.06	-8,826.59

Cash and Cash Equivalents

Funds - short term investment

United States - USD

5 Dec 23	NT COLLECTIVE SHORT TERM INVT FD	-3,429.010	3,429.01	0.00	0.00	-3,429.01	0.00	0.00	0.00
5 Dec 23	CUSIP: 66586U452 /								
Settled	NORTHERN TRUST COMPANY, CHICAGO	1.000000							
	NT COLTV SHORT INVT FD PRICE:								
	1.0 NET BROKER: NORTHERN TRUST								
	COMPANY, CHICAGO								
6 Dec 23	NT COLLECTIVE SHORT TERM INVT FD	-23,260.610	23,260.61	0.00	0.00	-23,260.61	0.00	0.00	0.00
6 Dec 23	CUSIP: 66586U452 /								
Settled	NORTHERN TRUST COMPANY, CHICAGO	1.000000							
	NT COLTV SHORT INVT FD PRICE:								
	1.0 NET BROKER: NORTHERN TRUST								
	COMPANY, CHICAGO								
12 Dec 23	NT COLLECTIVE SHORT TERM INVT FD	-7,085.780	7,085.78	0.00	0.00	-7,085.78	0.00	0.00	0.00
12 Dec 23	CUSIP: 66586U452 /								
Settled	NORTHERN TRUST COMPANY, CHICAGO	1.000000							
	NT COLTV SHORT INVT FD PRICE:								
	1.0 NET BROKER: NORTHERN TRUST								
	COMPANY, CHICAGO								

Portfolio Statement

1 DEC 23 - 31 DEC 23

Account number XXXXXXXXXX
Account Name UFCW TRI-STATE

◆ Investment Transaction Detail

Page 37 of 82

Trade Date Settle Date Trade Status	Security Description Asset ID / Ticker Broker / Commission Narrative	Shares/PAR Price	Principal	Transaction Amount Accrued Interest	Adjustment Amt	Cost	Realized Gain/Loss		
							Market	Translation	Total
Sales									
Cash and Cash Equivalents									
13 Dec 23 13 Dec 23 Settled	NT COLLECTIVE SHORT TERM INVT FD CUSIP: 66586U452 / NORTHERN TRUST COMPANY, CHICAGO NT COLTV SHORT INVT FD PRICE: 1.0 NET BROKER: NORTHERN TRUST COMPANY, CHICAGO	-14,914.950 1.000000	14,914.95	0.00	0.00	-14,914.95	0.00	0.00	0.00
14 Dec 23 14 Dec 23 Settled	NT COLLECTIVE SHORT TERM INVT FD CUSIP: 66586U452 / NORTHERN TRUST COMPANY, CHICAGO NT COLTV SHORT INVT FD PRICE: 1.0 NET BROKER: NORTHERN TRUST COMPANY, CHICAGO	-28,424.430 1.000000	28,424.43	0.00	0.00	-28,424.43	0.00	0.00	0.00
21 Dec 23 21 Dec 23 Settled	NT COLLECTIVE SHORT TERM INVT FD CUSIP: 66586U452 / NORTHERN TRUST COMPANY, CHICAGO NT COLTV SHORT INVT FD PRICE: 1.0 NET BROKER: NORTHERN TRUST COMPANY, CHICAGO	-2,704.280 1.000000	2,704.28	0.00	0.00	-2,704.28	0.00	0.00	0.00
22 Dec 23 22 Dec 23 Settled	NT COLLECTIVE SHORT TERM INVT FD CUSIP: 66586U452 / NORTHERN TRUST COMPANY, CHICAGO NT COLTV SHORT INVT FD PRICE: 1.0 NET BROKER: NORTHERN TRUST COMPANY, CHICAGO	-413,875.180 1.000000	413,875.18	0.00	0.00	-413,875.18	0.00	0.00	0.00
27 Dec 23 27 Dec 23 Settled	NT COLLECTIVE SHORT TERM INVT FD CUSIP: 66586U452 / NORTHERN TRUST COMPANY, CHICAGO NT COLTV SHORT INVT FD PRICE: 1.0 NET BROKER: NORTHERN TRUST COMPANY, CHICAGO	-13,888.090 1.000000	13,888.09	0.00	0.00	-13,888.09	0.00	0.00	0.00
Total United States - USD			507,582.33	0.00	0.00	-507,582.33	0.00	0.00	0.00
Total funds - short term investment			507,582.33	0.00	0.00	-507,582.33	0.00	0.00	0.00
Total cash and cash equivalents			507,582.33	0.00	0.00	-507,582.33	0.00	0.00	0.00
Total sales		-537,336.33	1,062,181.35	0.00	0.00	-1,071,007.94	-1,382.53	-7,444.06	-8,826.59
Total transactions			397,053.14	0.00	0.00	-405,879.73	-1,382.53	-7,444.06	-8,826.59

Portfolio Statement

31 DEC 23

Account number XXXXXXXXXX
Account Name UFCW TRI-STATE

◆ Pending Tran Detail w/Accrued Interest

Page 38 of 82

				<u>Security description</u>		<u>Cost/Market</u>	<u>Accrued Interest</u>	<u>Total</u>
				<u>Asset Id</u>		<u>Local Proceeds</u>	<u>Local</u>	<u>Local Proceeds</u>
<u>Trade date/</u>				<u>Trade Expenses</u>		<u>Base Proceeds</u>	<u>Base</u>	<u>Base Proceeds</u>
<u>Settle date</u>	<u>Country</u>	<u>Trade Status</u>			<u>Shares/PAR</u>	<u>Base Market</u>	<u>Market</u>	<u>Base Market</u>

NO DATA TO REPORT

Portfolio Statement

1 DEC 23 - 31 DEC 23

Account number XXXXXXXXXX
Account Name UFCW TRI-STATE

◆ Income & Expense Summary

Page 39 of 82

Type	Receivables last period	Receivables this period	Amount received	Tax recoverable last period	Tax recoverable this period	Tax reclaims received	Accrual receipts/ deliveries	Earned income
<i>Income</i>								
Equities								
Common stock	1,382.47	733.60	1,757.05	14,123.08	13,953.84	350.69	0.00	1,289.63
Total equities	1,382.47	733.60	1,757.05	14,123.08	13,953.84	350.69	0.00	1,289.63
Cash and cash equivalents								
Cash	0.00	0.03	0.00	0.00	0.00	0.00	0.00	0.03
Funds - short term investment	912.32	402.62	951.11	0.00	0.00	0.00	0.00	441.41
Total cash and cash equivalents	912.32	402.65	951.11	0.00	0.00	0.00	0.00	441.44
Securities lending								
	0.00	0.00	59.48	0.00	0.00	0.00	0.00	59.48
Total securities lending	0.00	0.00	59.48	0.00	0.00	0.00	0.00	59.48
Total income	2,294.79	1,136.25	2,767.64	14,123.08	13,953.84	350.69	0.00	1,790.55
Type	Payables last period	Payables this period	Amount paid	Tax recoverable last period	Tax recoverable this period	Tax reclaims received	Accrual receipts/ deliveries	Expenses recognized
<i>Expense</i>								
Expenses								
Market associated costs	0.00	0.00	- 1.55	0.00	0.00	0.00	0.00	- 1.55
Other expenses	0.00	0.00	- 25.29	0.00	0.00	0.00	0.00	- 25.29
Securities lending fees	0.00	0.00	- 23.73	0.00	0.00	0.00	0.00	- 23.73
Total expenses	0.00	0.00	- 50.57	0.00	0.00	0.00	0.00	- 50.57
Total expense	0.00	0.00	- 50.57	0.00	0.00	0.00	0.00	- 50.57
Net income & expenses	2,294.79	1,136.25	2,717.07	14,123.08	13,953.84	350.69	0.00	1,739.98

Portfolio Statement

1 DEC 23 - 31 DEC 23

Account number XXXXXXXXXX
Account Name UFCW TRI-STATE

◆ Income & Expense Detail - Base Currency

Page 40 of 82

Description Asset ID/Dates	Rate Shares/PAR	Gross Amount	Tax Recoverable	Tax Withheld	Tax Credit	Net Amount	Transaction Type
<i>Income</i>							
Equities							
Common Stock							
France - EUR							
LVMH MOET HENNESSY EUR0.30	5.5000 116.000	689.39	0.00	172.35	0.00	517.04	Received this period
SEDOL: 4061412 Ex date: 04 DEC 23 / Pay date: 06 DEC 23							
AIRBUS SE EUR1	.0000 2,280.000	559.73	0.00	0.00	0.00	559.73	Tax recoverable last period
SEDOL: 4012250 Pay date: 21 APR 22 / Filed date: 25 APR 22							
AIRBUS SE EUR1	.0000 2,070.000	609.82	0.00	0.00	0.00	609.82	Tax recoverable last period
SEDOL: 4012250 Pay date: 27 APR 23 / Filed date: 28 APR 23							
KERING	.0000 376.000	117.95	0.00	0.00	0.00	117.95	Tax recoverable last period
SEDOL: 5505072 Pay date: 21 JAN 21 / Filed date: 22 JAN 21							
LVMH MOET HENNESSY EUR0.30	.0000 194.000	105.84	0.00	0.00	0.00	105.84	Tax recoverable last period
SEDOL: 4061412 Pay date: 05 DEC 22 / Filed date: 06 DEC 22							
LVMH MOET HENNESSY EUR0.30	.0000 154.000	117.62	0.00	0.00	0.00	117.62	Tax recoverable last period
SEDOL: 4061412 Pay date: 27 APR 23 / Filed date: 28 APR 23							
SAFRAN SA EUR0.20	.0000 2,350.000	128.20	0.00	0.00	0.00	128.20	Tax recoverable last period
SEDOL: B058TZ6 Pay date: 02 JUN 22 / Filed date: 03 JUN 22							
SAFRAN SA EUR0.20	.0000 1,860.000	273.98	0.00	0.00	0.00	273.98	Tax recoverable last period
SEDOL: B058TZ6 Pay date: 01 JUN 23 / Filed date: 02 JUN 23							
AIRBUS SE EUR1	.0000 2,280.000	566.69	0.00	0.00	0.00	566.69	Tax recoverable this period
SEDOL: 4012250 Pay date: 21 APR 22 / Filed date: 25 APR 22							
AIRBUS SE EUR1	.0000 2,070.000	617.39	0.00	0.00	0.00	617.39	Tax recoverable this period
SEDOL: 4012250 Pay date: 27 APR 23 / Filed date: 28 APR 23							

Portfolio Statement

1 DEC 23 - 31 DEC 23

Account number XXXXXXXXXX
Account Name UFCW TRI-STATE

◆ Income & Expense Detail - Base Currency

Page 41 of 82

Description Asset ID/Dates	Rate Shares/PAR	Gross Amount	Tax Recoverable	Tax Withheld	Tax Credit	Net Amount	Transaction Type
<i>Income</i>							
Equities							
Common Stock							
LVMH MOET HENNESSY EUR0.30	.0000	107.15	0.00	0.00	0.00	107.15	Tax recoverable this period
SEDOL: 4061412 Pay date: 05 DEC 22 / Filed date: 06 DEC 22	194.000						
LVMH MOET HENNESSY EUR0.30	.0000	119.08	0.00	0.00	0.00	119.08	Tax recoverable this period
SEDOL: 4061412 Pay date: 27 APR 23 / Filed date: 28 APR 23	154.000						
SAFRAN SA EUR0.20	.0000	129.80	0.00	0.00	0.00	129.80	Tax recoverable this period
SEDOL: B058TZ6 Pay date: 02 JUN 22 / Filed date: 03 JUN 22	2,350.000						
SAFRAN SA EUR0.20	.0000	277.38	0.00	0.00	0.00	277.38	Tax recoverable this period
SEDOL: B058TZ6 Pay date: 01 JUN 23 / Filed date: 02 JUN 23	1,860.000						
KERING	.0000	120.05	0.00	0.00	0.00	120.05	Tax reclaims received
SEDOL: 5505072 Pay date: 21 JAN 21 / Filed date: 22 JAN 21	0.000						
Germany - EUR							
ADIDAS AG	.0000	2,120.92	0.00	0.00	0.00	2,120.92	Tax recoverable last period
SEDOL: 4031976 Pay date: 14 MAY 19 / Filed date: 15 MAY 19	2,200.000						
BAYER AG NPV (REGD)	.0000	1,885.52	0.00	0.00	0.00	1,885.52	Tax recoverable last period
SEDOL: 5069211 Pay date: 02 MAY 19 / Filed date: 03 MAY 19	2,340.000						
BAYER AG NPV (REGD)	.0000	1,611.55	0.00	0.00	0.00	1,611.55	Tax recoverable last period
SEDOL: 5069211 Pay date: 04 MAY 20 / Filed date: 05 MAY 20	2,000.000						
INFINEON TECHNOLOG ORD NPV (REGD)	.0000	1,745.92	0.00	0.00	0.00	1,745.92	Tax recoverable last period
SEDOL: 5889505 Pay date: 26 FEB 19 / Filed date: 27 FEB 19	22,470.000						
INFINEON TECHNOLOG ORD NPV (REGD)	.0000	1,801.86	0.00	0.00	0.00	1,801.86	Tax recoverable last period
SEDOL: 5889505 Pay date: 25 FEB 20 / Filed date: 26 FEB 20	23,190.000						
INFINEON TECHNOLOG ORD NPV (REGD)	.0000	438.11	0.00	0.00	0.00	438.11	Tax recoverable last period
SEDOL: 5889505 Pay date: 02 MAR 21 / Filed date: 03 MAR 21	6,920.000						

Portfolio Statement

1 DEC 23 - 31 DEC 23

Account number XXXXXXXXXX
Account Name UFCW TRI-STATE

◆ Income & Expense Detail - Base Currency

Page 42 of 82

Description Asset ID/Dates	Rate Shares/PAR	Gross Amount	Tax Recoverable	Tax Withheld	Tax Credit	Net Amount	Transaction Type
<i>Income</i>							
Equities							
Common Stock							
PUMA SE NPV	.0000 4,280.000	197.07	0.00	0.00	0.00	197.07	Tax recoverable last period
SEDOL: 5064722 Pay date: 10 MAY 21 / Filed date: 11 MAY 21							
PUMA SE NPV	.0000 2,710.000	561.51	0.00	0.00	0.00	561.51	Tax recoverable last period
SEDOL: 5064722 Pay date: 16 MAY 22 / Filed date: 17 MAY 22							
RHEINMETALL AG NPV	.0000 740.000	915.71	0.00	0.00	0.00	915.71	Tax recoverable last period
SEDOL: 5334588 Pay date: 12 MAY 23 / Filed date: 15 MAY 23							
ADIDAS AG	.0000 2,200.000	2,147.26	0.00	0.00	0.00	2,147.26	Tax recoverable this period
SEDOL: 4031976 Pay date: 14 MAY 19 / Filed date: 15 MAY 19							
BAYER AG NPV (REGD)	.0000 2,340.000	1,908.93	0.00	0.00	0.00	1,908.93	Tax recoverable this period
SEDOL: 5069211 Pay date: 02 MAY 19 / Filed date: 03 MAY 19							
BAYER AG NPV (REGD)	.0000 2,000.000	1,631.57	0.00	0.00	0.00	1,631.57	Tax recoverable this period
SEDOL: 5069211 Pay date: 04 MAY 20 / Filed date: 05 MAY 20							
INFINEON TECHNOLOG ORD NPV (REGD)	.0000 22,470.000	1,767.61	0.00	0.00	0.00	1,767.61	Tax recoverable this period
SEDOL: 5889505 Pay date: 26 FEB 19 / Filed date: 27 FEB 19							
INFINEON TECHNOLOG ORD NPV (REGD)	.0000 23,190.000	1,824.24	0.00	0.00	0.00	1,824.24	Tax recoverable this period
SEDOL: 5889505 Pay date: 25 FEB 20 / Filed date: 26 FEB 20							
INFINEON TECHNOLOG ORD NPV (REGD)	.0000 6,920.000	443.55	0.00	0.00	0.00	443.55	Tax recoverable this period
SEDOL: 5889505 Pay date: 02 MAR 21 / Filed date: 03 MAR 21							
PUMA SE NPV	.0000 4,280.000	199.52	0.00	0.00	0.00	199.52	Tax recoverable this period
SEDOL: 5064722 Pay date: 10 MAY 21 / Filed date: 11 MAY 21							
PUMA SE NPV	.0000 2,710.000	568.49	0.00	0.00	0.00	568.49	Tax recoverable this period
SEDOL: 5064722 Pay date: 16 MAY 22 / Filed date: 17 MAY 22							

Portfolio Statement

1 DEC 23 - 31 DEC 23

Account number XXXXXXXXXX
Account Name UFCW TRI-STATE

◆ Income & Expense Detail - Base Currency

Page 43 of 82

Description Asset ID/Dates	Rate Shares/PAR	Gross Amount	Tax Recoverable	Tax Withheld	Tax Credit	Net Amount	Transaction Type
<i>Income</i>							
Equities							
Common Stock							
RHEINMETALL AG NPV	.0000 740.000	927.08	0.00	0.00	0.00	927.08	Tax recoverable this period
SEDOL: 5334588 Pay date: 12 MAY 23 / Filed date: 15 MAY 23							
Italy - EUR							
PRYSMIAN SPA EUR0.10	.0000 3,430.000	247.00	0.00	0.00	0.00	247.00	Tax recoverable last period
SEDOL: B1W4V69 Pay date: 26 APR 23							
PRYSMIAN SPA EUR0.10	.0000 3,430.000	250.07	0.00	0.00	0.00	250.07	Tax recoverable this period
SEDOL: B1W4V69 Pay date: 26 APR 23							
Japan - JPY							
DAIFUKU CO LTD NPV	14.0000 6,100.000	577.67	88.47	88.47	0.00	577.67	Receivable last period
SEDOL: 6250025 Ex date: 28 SEP 23 / Pay date: 05 DEC 23							
T&D HOLDINGS INC NPV	35.0000 1,600.000	378.80	58.01	58.01	0.00	378.80	Receivable last period
SEDOL: 6744294 Ex date: 28 SEP 23 / Pay date: 06 DEC 23							
DAIFUKU CO LTD NPV	14.0000 6,100.000	580.54	0.00	88.91	0.00	491.63	Received this period
SEDOL: 6250025 Ex date: 28 SEP 23 / Pay date: 05 DEC 23							
T&D HOLDINGS INC NPV	35.0000 1,600.000	380.68	0.00	58.30	0.00	322.38	Received this period
SEDOL: 6744294 Ex date: 28 SEP 23 / Pay date: 06 DEC 23							
DAIFUKU CO LTD NPV	.0000 2,700.000	111.88	0.00	0.00	0.00	111.88	Tax recoverable last period
SEDOL: 6250025 Pay date: 05 DEC 22 / Filed date: 06 DEC 22							
DAIFUKU CO LTD NPV	.0000 2,400.000	174.04	0.00	0.00	0.00	174.04	Tax recoverable last period
SEDOL: 6250025 Pay date: 26 JUN 23 / Filed date: 27 JUN 23							
DAIFUKU CO LTD NPV	.0000 2,700.000	117.32	0.00	0.00	0.00	117.32	Tax recoverable this period
SEDOL: 6250025 Pay date: 05 DEC 22 / Filed date: 06 DEC 22							

Portfolio Statement

1 DEC 23 - 31 DEC 23

Account number XXXXXXXXXX
Account Name UFCW TRI-STATE

◆ Income & Expense Detail - Base Currency

Page 44 of 82

Description Asset ID/Dates	Rate Shares/PAR	Gross Amount	Tax Recoverable	Tax Withheld	Tax Credit	Net Amount	Transaction Type
<i>Income</i>							
Equities							
Common Stock							
DAIFUKU CO LTD NPV	.0000 2,400.000	182.50	0.00	0.00	0.00	182.50	Tax recoverable this period
SEDOL: 6250025 Pay date: 26 JUN 23 / Filed date: 27 JUN 23							
Netherlands - USD							
ADR ASML HLDG NV NY REG 2012 (POST REV SPLIT)	.0000 767.000	168.21	0.00	0.00	0.00	168.21	Tax recoverable last period
SEDOL: B908F01 Pay date: 12 MAY 21 / Filed date: 14 MAY 21							
ADR ASML HLDG NV NY REG 2012 (POST REV SPLIT)	.0000 417.000	230.64	0.00	0.00	0.00	230.64	Tax recoverable last period
SEDOL: B908F01 Pay date: 12 MAY 22 / Filed date: 16 MAY 22							
ADR ASML HLDG NV NY REG 2012 (POST REV SPLIT)	.0000 767.000	168.21	0.00	0.00	0.00	168.21	Tax recoverable this period
SEDOL: B908F01 Pay date: 12 MAY 21 / Filed date: 14 MAY 21							
ADR ASML HLDG NV NY REG 2012 (POST REV SPLIT)	.0000 0.000	230.64	0.00	0.00	0.00	230.64	Tax reclaims received
SEDOL: B908F01 Pay date: 12 MAY 22 / Filed date: 16 MAY 22							
Taiwan - USD							
ADR TAIWAN SEMICONDUCTOR MANUFACTURING SPON ADS EACH REP 5 ORD TWD10	.4787 1,940.000	928.61	0.00	195.01	0.00	733.60	Receivable this period
SEDOL: 2113382 Ex date: 14 DEC 23 / Pay date: 11 JAN 24							
United States - USD							
TECHNIPFMC PLC COM USD1	.0500 8,520.000	426.00	0.00	0.00	0.00	426.00	Receivable last period
SEDOL: BDSFG98 Ex date: 20 NOV 23 / Pay date: 06 DEC 23							
TECHNIPFMC PLC COM USD1	.0500 8,520.000	426.00	0.00	0.00	0.00	426.00	Received this period
SEDOL: BDSFG98 Ex date: 20 NOV 23 / Pay date: 06 DEC 23							

Portfolio Statement

1 DEC 23 - 31 DEC 23

Account number XXXXXXXXXX
Account Name UFCW TRI-STATE

◆ Income & Expense Detail - Base Currency

Page 45 of 82

Description Asset ID/Dates	Rate Shares/PAR	Gross Amount	Tax Recoverable	Tax Withheld	Tax Credit	Net Amount	Transaction Type
<i>Income</i>							
Equities							
Common Stock							
Total Common Stock		1,382.47	146.48	146.48	0.00	1,382.47	Receivable last period
		928.61	0.00	195.01	0.00	733.60	Receivable this period
		2,076.61	0.00	319.56	0.00	1,757.05	Received this period
		0.00	0.00	0.00	0.00	0.00	Income received from prior
		0.00	0.00	0.00	0.00	0.00	Broker commissions recaptured
		14,123.08	0.00	0.00	0.00	14,123.08	Tax recoverable last period
		13,953.84	0.00	0.00	0.00	13,953.84	Tax recoverable this period
		350.69	0.00	0.00	0.00	350.69	Tax reclaims received
		0.00	0.00	0.00	0.00	0.00	Income purchased this period
		0.00	0.00	0.00	0.00	0.00	Income sold this period
		0.00	0.00	0.00	0.00	0.00	Tax recoverable received this period
		0.00	0.00	0.00	0.00	0.00	Tax recoverable delivered this period
		0.00	0.00	0.00	0.00	0.00	Accrued income received this period
		0.00	0.00	0.00	0.00	0.00	Accrued income delivered this period
		1,804.20	-146.48	368.09	0.00	1,289.63	Earned income
Total Equities		1,382.47	146.48	146.48	0.00	1,382.47	Receivable last period
		928.61	0.00	195.01	0.00	733.60	Receivable this period
		2,076.61	0.00	319.56	0.00	1,757.05	Received this period
		0.00	0.00	0.00	0.00	0.00	Income received from prior
		0.00	0.00	0.00	0.00	0.00	Broker commissions recaptured
		14,123.08	0.00	0.00	0.00	14,123.08	Tax recoverable last period
		13,953.84	0.00	0.00	0.00	13,953.84	Tax recoverable this period
		350.69	0.00	0.00	0.00	350.69	Tax reclaims received
		0.00	0.00	0.00	0.00	0.00	Income purchased this period
		0.00	0.00	0.00	0.00	0.00	Income sold this period
		0.00	0.00	0.00	0.00	0.00	Tax recoverable received this period
		0.00	0.00	0.00	0.00	0.00	Tax recoverable delivered this period
		0.00	0.00	0.00	0.00	0.00	Accrued income received this period
		0.00	0.00	0.00	0.00	0.00	Accrued income delivered this period
		1,804.20	-146.48	368.09	0.00	1,289.63	Earned income
<i>Income</i>							
Cash and Cash Equivalents							
Cash							
European Union - EUR							
EURO	.0000	0.03	0.00	0.00	0.00	0.03	Receivable this period
	0.000						

Portfolio Statement

1 DEC 23 - 31 DEC 23

Account number XXXXXXXXXX
Account Name UFCW TRI-STATE

◆ Income & Expense Detail - Base Currency

Page 46 of 82

Description Asset ID/Dates	Rate Shares/PAR	Gross Amount	Tax Recoverable	Tax Withheld	Tax Credit	Net Amount	Transaction Type
<i>Income</i>							
Cash and Cash Equivalents							
Cash							
Total Cash		0.00	0.00	0.00	0.00	0.00	Receivable last period
		0.03	0.00	0.00	0.00	0.03	Receivable this period
		0.00	0.00	0.00	0.00	0.00	Received this period
		0.00	0.00	0.00	0.00	0.00	Income received from prior
		0.00	0.00	0.00	0.00	0.00	Broker commissions recaptured
		0.00	0.00	0.00	0.00	0.00	Tax recoverable last period
		0.00	0.00	0.00	0.00	0.00	Tax recoverable this period
		0.00	0.00	0.00	0.00	0.00	Tax reclaims received
		0.00	0.00	0.00	0.00	0.00	Income purchased this period
		0.00	0.00	0.00	0.00	0.00	Income sold this period
		0.00	0.00	0.00	0.00	0.00	Tax recoverable received this period
		0.00	0.00	0.00	0.00	0.00	Tax recoverable delivered this period
		0.00	0.00	0.00	0.00	0.00	Accrued income received this period
		0.00	0.00	0.00	0.00	0.00	Accrued income delivered this period
		0.03	0.00	0.00	0.00	0.03	Earned income
Funds - Short Term Investment							
United States - USD							
NT COLLECTIVE SHORT TERM INVT FD	.0000 89,424.350	912.32	0.00	0.00	0.00	912.32	Receivable last period
CUSIP: 66586U452							
NT COLLECTIVE SHORT TERM INVT FD	.0000 29,987.200	402.62	0.00	0.00	0.00	402.62	Receivable this period
CUSIP: 66586U452							
NT COLLECTIVE SHORT TERM INVT FD INCOME RECEIVED	.0000 0.000	951.11	0.00	0.00	0.00	951.11	Received this period
CUSIP: 66586U452 Ex date: 05 DEC 23 / Pay date: 05 DEC 23							
Total Funds - Short Term Investment		912.32	0.00	0.00	0.00	912.32	Receivable last period
		402.62	0.00	0.00	0.00	402.62	Receivable this period
		951.11	0.00	0.00	0.00	951.11	Received this period
		0.00	0.00	0.00	0.00	0.00	Income received from prior
		0.00	0.00	0.00	0.00	0.00	Broker commissions recaptured
		0.00	0.00	0.00	0.00	0.00	Tax recoverable last period
		0.00	0.00	0.00	0.00	0.00	Tax recoverable this period
		0.00	0.00	0.00	0.00	0.00	Tax reclaims received
		0.00	0.00	0.00	0.00	0.00	Income purchased this period
		0.00	0.00	0.00	0.00	0.00	Income sold this period

Portfolio Statement

1 DEC 23 - 31 DEC 23

Account number XXXXXX
Account Name UFCW TRI-STATE

◆ Income & Expense Detail - Base Currency

Page 47 of 82

Description Asset ID/Dates	Rate Shares/PAR	Gross Amount	Tax Recoverable	Tax Withheld	Tax Credit	Net Amount	Transaction Type
<i>Income</i>							
Cash and Cash Equivalents							
Funds - Short Term Investment							
		0.00	0.00	0.00	0.00	0.00	Tax recoverable received this period
		0.00	0.00	0.00	0.00	0.00	Tax recoverable delivered this period
		0.00	0.00	0.00	0.00	0.00	Accrued income received this period
		0.00	0.00	0.00	0.00	0.00	Accrued income delivered this period
		441.41	0.00	0.00	0.00	441.41	Earned income
Total Cash and Cash Equivalents							
		912.32	0.00	0.00	0.00	912.32	Receivable last period
		402.65	0.00	0.00	0.00	402.65	Receivable this period
		951.11	0.00	0.00	0.00	951.11	Received this period
		0.00	0.00	0.00	0.00	0.00	Income received from prior
		0.00	0.00	0.00	0.00	0.00	Broker commissions recaptured
		0.00	0.00	0.00	0.00	0.00	Tax recoverable last period
		0.00	0.00	0.00	0.00	0.00	Tax recoverable this period
		0.00	0.00	0.00	0.00	0.00	Tax reclaims received
		0.00	0.00	0.00	0.00	0.00	Income purchased this period
		0.00	0.00	0.00	0.00	0.00	Income sold this period
		0.00	0.00	0.00	0.00	0.00	Tax recoverable received this period
		0.00	0.00	0.00	0.00	0.00	Tax recoverable delivered this period
		0.00	0.00	0.00	0.00	0.00	Accrued income received this period
		0.00	0.00	0.00	0.00	0.00	Accrued income delivered this period
		441.44	0.00	0.00	0.00	441.44	Earned income
<i>Income</i>							
Securities Lending							
United States USD							
SEC LENDING INCOME FROM GLOBAL EQUITY	.0000	59.48	0.00	0.00	0.00	59.48	Received this period
FOR THE MONTH OF NOVEMBER 2023	0.000						
Ex date: 15 DEC 23 / Pay date: 15 DEC 23							

Portfolio Statement

1 DEC 23 - 31 DEC 23

Account number XXXXXXXXXX
Account Name UFCW TRI-STATE

◆ Income & Expense Detail - Base Currency

Page 48 of 82

Description Asset ID/Dates	Rate Shares/PAR	Gross Amount	Tax Recoverable	Tax Withheld	Tax Credit	Net Amount	Transaction Type
<i>Income</i>							
Securities Lending							
<hr/>							
Total		0.00	0.00	0.00	0.00	0.00	Receivable last period
		0.00	0.00	0.00	0.00	0.00	Receivable this period
		59.48	0.00	0.00	0.00	59.48	Received this period
		0.00	0.00	0.00	0.00	0.00	Income received from prior
		0.00	0.00	0.00	0.00	0.00	Broker commissions recaptured
		0.00	0.00	0.00	0.00	0.00	Tax recoverable last period
		0.00	0.00	0.00	0.00	0.00	Tax recoverable this period
		0.00	0.00	0.00	0.00	0.00	Tax reclaims received
		0.00	0.00	0.00	0.00	0.00	Income purchased this period
		0.00	0.00	0.00	0.00	0.00	Income sold this period
		0.00	0.00	0.00	0.00	0.00	Tax recoverable received this period
		0.00	0.00	0.00	0.00	0.00	Tax recoverable delivered this period
		0.00	0.00	0.00	0.00	0.00	Accrued income received this period
		0.00	0.00	0.00	0.00	0.00	Accrued income delivered this period
		59.48	0.00	0.00	0.00	59.48	Earned income
<hr/>							
Total Securities Lending		0.00	0.00	0.00	0.00	0.00	Receivable last period
		0.00	0.00	0.00	0.00	0.00	Receivable this period
		59.48	0.00	0.00	0.00	59.48	Received this period
		0.00	0.00	0.00	0.00	0.00	Income received from prior
		0.00	0.00	0.00	0.00	0.00	Broker commissions recaptured
		0.00	0.00	0.00	0.00	0.00	Tax recoverable last period
		0.00	0.00	0.00	0.00	0.00	Tax recoverable this period
		0.00	0.00	0.00	0.00	0.00	Tax reclaims received
		0.00	0.00	0.00	0.00	0.00	Income purchased this period
		0.00	0.00	0.00	0.00	0.00	Income sold this period
		0.00	0.00	0.00	0.00	0.00	Tax recoverable received this period
		0.00	0.00	0.00	0.00	0.00	Tax recoverable delivered this period
		0.00	0.00	0.00	0.00	0.00	Accrued income received this period
		0.00	0.00	0.00	0.00	0.00	Accrued income delivered this period
		59.48	0.00	0.00	0.00	59.48	Earned income
<hr/>							
Total Income		2,294.79	146.48	146.48	0.00	2,294.79	Receivable last period
		1,331.26	0.00	195.01	0.00	1,136.25	Receivable this period
		3,087.20	0.00	319.56	0.00	2,767.64	Received this period
		0.00	0.00	0.00	0.00	0.00	Income received from prior
		0.00	0.00	0.00	0.00	0.00	Broker commissions recaptured
		14,123.08	0.00	0.00	0.00	14,123.08	Tax recoverable last period
		13,953.84	0.00	0.00	0.00	13,953.84	Tax recoverable this period
		350.69	0.00	0.00	0.00	350.69	Tax reclaims received
		0.00	0.00	0.00	0.00	0.00	Income purchased this period
		0.00	0.00	0.00	0.00	0.00	Income sold this period

Portfolio Statement

1 DEC 23 - 31 DEC 23

Account number XXXXXXXXXX
Account Name UFCW TRI-STATE

◆ Income & Expense Detail - Base Currency

Page 49 of 82

Description Asset ID/Dates	Rate Shares/PAR	Gross Amount	Tax Recoverable	Tax Withheld	Tax Credit	Net Amount	Transaction Type
<i>Income</i>							
Securities Lending							
		0.00	0.00	0.00	0.00	0.00	Tax recoverable received this period
		0.00	0.00	0.00	0.00	0.00	Tax recoverable delivered this period
		0.00	0.00	0.00	0.00	0.00	Accrued income received this period
		0.00	0.00	0.00	0.00	0.00	Accrued income delivered this period
		2,305.12	-146.48	368.09	0.00	1,790.55	Earned income
<i>Expense</i>							
Expenses							
Market Associated Costs							
United States USD							
MACS FOR NOV 2023	.0000 0.000	-1.55	0.00	0.00	0.00	- 1.55	Paid this period
Value date: 18 DEC 23 / Entry date: 18 DEC 23							
Total Market Associated Costs							
		0.00	0.00	0.00	0.00	0.00	Payable last period
		0.00	0.00	0.00	0.00	0.00	Payable this period
		-1.55	0.00	0.00	0.00	- 1.55	Paid this period
		0.00	0.00	0.00	0.00	0.00	Income received from prior
		0.00	0.00	0.00	0.00	0.00	Broker commissions recaptured
		0.00	0.00	0.00	0.00	0.00	Tax recoverable last period
		0.00	0.00	0.00	0.00	0.00	Tax recoverable this period
		0.00	0.00	0.00	0.00	0.00	Tax reclaims received
		0.00	0.00	0.00	0.00	0.00	Liability expense paid
		0.00	0.00	0.00	0.00	0.00	Liability expense received
		0.00	0.00	0.00	0.00	0.00	Tax recoverable received this period
		0.00	0.00	0.00	0.00	0.00	Tax recoverable delivered this period
		0.00	0.00	0.00	0.00	0.00	Accrued expense received this period
		0.00	0.00	0.00	0.00	0.00	Accrued expense delivered this period
		-1.55	0.00	0.00	0.00	- 1.55	Expenses recognized
Other Expenses							
United States USD							
NORTHERN TRUST SWEEP FEE	.0000 0.000	-25.29	0.00	0.00	0.00	- 25.29	Paid this period
Value date: 05 DEC 23 / Entry date: 05 DEC 23							

Portfolio Statement

1 DEC 23 - 31 DEC 23

Account number XXXXXXXXXX
Account Name UFCW TRI-STATE

◆ Income & Expense Detail - Base Currency

Page 50 of 82

Description Asset ID/Dates	Rate Shares/PAR	Gross Amount	Tax Recoverable	Tax Withheld	Tax Credit	Net Amount	Transaction Type
<i>Expense</i>							
Expenses							
Other Expenses							
Total Other Expenses							
		0.00	0.00	0.00	0.00	0.00	Payable last period
		0.00	0.00	0.00	0.00	0.00	Payable this period
		-25.29	0.00	0.00	0.00	- 25.29	Paid this period
		0.00	0.00	0.00	0.00	0.00	Income received from prior
		0.00	0.00	0.00	0.00	0.00	Broker commissions recaptured
		0.00	0.00	0.00	0.00	0.00	Tax recoverable last period
		0.00	0.00	0.00	0.00	0.00	Tax recoverable this period
		0.00	0.00	0.00	0.00	0.00	Tax reclaims received
		0.00	0.00	0.00	0.00	0.00	Liability expense paid
		0.00	0.00	0.00	0.00	0.00	Liability expense received
		0.00	0.00	0.00	0.00	0.00	Tax recoverable received this period
		0.00	0.00	0.00	0.00	0.00	Tax recoverable delivered this period
		0.00	0.00	0.00	0.00	0.00	Accrued expense received this period
		0.00	0.00	0.00	0.00	0.00	Accrued expense delivered this period
		-25.29	0.00	0.00	0.00	- 25.29	Expenses recognized
Securities Lending Fees							
United States USD							
SEC LENDING FEES FROM GLOBAL EQUITY FOR THE MONTH OF NOVEMBER 2023 Value date: 15 DEC 23 / Entry date: 15 DEC 23	.0000 0.000	-23.73	0.00	0.00	0.00	- 23.73	Paid this period
Total Securities Lending Fees							
		0.00	0.00	0.00	0.00	0.00	Payable last period
		0.00	0.00	0.00	0.00	0.00	Payable this period
		-23.73	0.00	0.00	0.00	- 23.73	Paid this period
		0.00	0.00	0.00	0.00	0.00	Income received from prior
		0.00	0.00	0.00	0.00	0.00	Broker commissions recaptured
		0.00	0.00	0.00	0.00	0.00	Tax recoverable last period
		0.00	0.00	0.00	0.00	0.00	Tax recoverable this period
		0.00	0.00	0.00	0.00	0.00	Tax reclaims received
		0.00	0.00	0.00	0.00	0.00	Liability expense paid
		0.00	0.00	0.00	0.00	0.00	Liability expense received
		0.00	0.00	0.00	0.00	0.00	Tax recoverable received this period
		0.00	0.00	0.00	0.00	0.00	Tax recoverable delivered this period
		0.00	0.00	0.00	0.00	0.00	Accrued expense received this period
		0.00	0.00	0.00	0.00	0.00	Accrued expense delivered this period
		-23.73	0.00	0.00	0.00	- 23.73	Expenses recognized

Portfolio Statement

1 DEC 23 - 31 DEC 23

Account number XXXXXXXXXX
Account Name UFCW TRI-STATE

◆ Income & Expense Detail - Base Currency

Page 51 of 82

Description Asset ID/Dates	Rate Shares/PAR	Gross Amount	Tax Recoverable	Tax Withheld	Tax Credit	Net Amount	Transaction Type
<i>Expense</i>							
Expenses							
Securities Lending Fees							
<hr/>							
Total Expenses		0.00	0.00	0.00	0.00	0.00	Payable last period
		0.00	0.00	0.00	0.00	0.00	Payable this period
		-50.57	0.00	0.00	0.00	- 50.57	Paid this period
		0.00	0.00	0.00	0.00	0.00	Income received from prior
		0.00	0.00	0.00	0.00	0.00	Broker commissions recaptured
		0.00	0.00	0.00	0.00	0.00	Tax recoverable last period
		0.00	0.00	0.00	0.00	0.00	Tax recoverable this period
		0.00	0.00	0.00	0.00	0.00	Tax reclaims received
		0.00	0.00	0.00	0.00	0.00	Liability expense paid
		0.00	0.00	0.00	0.00	0.00	Liability expense received
		0.00	0.00	0.00	0.00	0.00	Tax recoverable received this period
		0.00	0.00	0.00	0.00	0.00	Tax recoverable delivered this period
		0.00	0.00	0.00	0.00	0.00	Accrued expense received this period
		0.00	0.00	0.00	0.00	0.00	Accrued expense delivered this period
		-50.57	0.00	0.00	0.00	- 50.57	Expenses recognized
<hr/>							
Total Expense		0.00	0.00	0.00	0.00	0.00	Payable last period
		0.00	0.00	0.00	0.00	0.00	Payable this period
		-50.57	0.00	0.00	0.00	- 50.57	Paid this period
		0.00	0.00	0.00	0.00	0.00	Income received from prior
		0.00	0.00	0.00	0.00	0.00	Broker commissions recaptured
		0.00	0.00	0.00	0.00	0.00	Tax recoverable last period
		0.00	0.00	0.00	0.00	0.00	Tax recoverable this period
		0.00	0.00	0.00	0.00	0.00	Tax reclaims received
		0.00	0.00	0.00	0.00	0.00	Liability expense paid
		0.00	0.00	0.00	0.00	0.00	Liability expense received
		0.00	0.00	0.00	0.00	0.00	Tax recoverable received this period
		0.00	0.00	0.00	0.00	0.00	Tax recoverable delivered this period
		0.00	0.00	0.00	0.00	0.00	Accrued expense received this period
		0.00	0.00	0.00	0.00	0.00	Accrued expense delivered this period
		-50.57	0.00	0.00	0.00	-50.57	Expenses recognized

Please note that the Tax Withheld column may contain amounts related to FATCA withholdings

Portfolio Statement

1 DEC 23 - 31 DEC 23

Account number XXXXXXXXXX
Account Name UFCW TRI-STATE

Page 52 of 82

◆ Funding & Disbursement Summary

Transaction type	Receipts	Disbursements	Accruals	Market value	Cost	Transaction amount Cost on gain/loss	Realized gain/loss	
							Market Translation	Total
Interportfolio Transfers Out	0.00	- 400,000.00	0.00	0.00	0.00	- 400,000.00 0.00	0.00 0.00	0.00
Total	0.00	- 400,000.00	0.00	0.00	0.00	- 400,000.00 0.00	0.00 0.00	0.00

Portfolio Statement

1 DEC 23 - 31 DEC 23

Account number [REDACTED]
Account Name UFCW TRI-STATE

◆ Funding & Disbursement Detail *Interportfolio Transfers Out*

Page 53 of 82

<u>Trade date</u> <u>Settle date</u> Asset ID	<u>Security description</u> Transaction description	Accrued Income	Market value	Cost	Transaction amount	Realized gain/loss Market Translation	Total
22 Dec 23	TRANSFERRED TO INVESTMENT MANAGEMENT ADVISORY	0.00	0.00	0.00	- 400,000.00	0.00	0.00
22 Dec 23	ACCOUNT [REDACTED],					0.00	
Total interportfolio transfers out		0.00	0.00	0.00	- 400,000.00	0.00 0.00	0.00
Total		0.00	0.00	0.00		0.00 0.00	0.00

Portfolio Statement

1 DEC 23 - 31 DEC 23

Account number XXXXXXXXXX
Account Name UFCW TRI-STATE

◆ Capital Change Detail

Page 54 of 82

Ex date	<u>Original security description/Asset ID</u>	Original cost	Change description	Payment Amount	<u>Resulting security description/Asset ID</u>	Resulting cost	Realized gain/loss
	Shares				Shares		Market Translation

NO DATA TO REPORT

Portfolio Statement

1 DEC 23 - 31 DEC 23

Account number [REDACTED]
Account Name UFCW TRI-STATE

◆ Other Corporate Actions

Page 55 of 82

Value date	Security description						
Entry date	Transaction description	Asset ID	Transaction amount	Cost	Market value	Realized gain/loss	

NO DATA TO REPORT

Portfolio Statement

1 DEC 23 - 31 DEC 23

Account number [REDACTED]
Account Name UFCW TRI-STATE

◆ Foreign Exchange Gain/Loss Summary *Settled*

Page 56 of 82

Currency	Market value bought	Book value bought	Market value sold	Book value sold	Realized translation gain/loss
British pound sterling	0.00	0.00	- 28,306.12	- 28,306.12	0.00
Danish krone	72,787.28	72,787.28	- 15,399.54	- 15,399.54	0.00
Euro	19,449.98	19,449.98	- 188,445.15	- 188,443.48	- 1.67
Hong Kong dollar	0.00	0.00	- 78,520.03	- 78,520.03	0.00
Japanese yen	0.00	0.00	- 36,147.33	- 36,147.68	0.35
Norwegian krone	0.00	0.00	- 8,372.38	- 8,372.38	0.00
United States dollar	355,189.23	355,189.23	- 92,237.26	- 92,237.26	0.00
Total settled	447,426.49	447,426.49	- 447,427.81	- 447,426.49	- 1.32

Portfolio Statement

1 DEC 23 - 31 DEC 23

Account number XXXXXXXXXX
Account Name UFCW TRI-STATE

◆ Foreign Exchange Gain/Loss Detail Settled

Page 57 of 82

Trade Date		Currency	Exchange Rate	Local amount	Base market value	Realized translation gain/loss	
Settle date	Transaction description	Bought Sold	Bought Sold	Bought Sold	Bought Sold	Cost	From purchases From sales
5 Dec 23	FX DEAL TRANSACTED ON 05 DEC 2023 USD /	USD	1.0000000	492.04	492.04	492.04	0.00
5 Dec 23	JPY EX.RATE 146.983056 WITH NORTHERN TRUST CO LDN	JPY	147.1045298	- 72,321.00	- 491.63	- 492.04	0.41
6 Dec 23	FX DEAL TRANSACTED ON 06 DEC 2023 USD /	USD	1.0000000	322.32	322.32	322.32	0.00
6 Dec 23	JPY EX.RATE 147.133076 WITH NORTHERN TRUST CO LDN	JPY	147.1058999	- 47,424.00	- 322.38	- 322.32	- 0.06
6 Dec 23	FX DEAL TRANSACTED ON 06 DEC 2023 USD /	USD	1.0000000	515.84	515.84	515.84	0.00
6 Dec 23	EUR EX.RATE 0.9276119 WITH NORTHERN TRUST CO LDN	EUR	.9254603	- 478.50	- 517.04	- 515.84	- 1.20
12 Dec 23	FX DEAL TRANSACTED ON 12 DEC 2023 USD /	USD	1.0000000	5,477.33	5,477.33	5,477.33	0.00
14 Dec 23	HKD EX.RATE 0.1280593 WITH NORTHERN TRUST COMPANY, CHICAGO	HKD	7.8088868	- 42,771.85	- 5,477.33	- 5,477.33	0.00
14 Dec 23	FX DEAL TRANSACTED ON 14 DEC 2023 USD /	USD	1.0000000	22,390.06	22,390.06	22,390.06	0.00
18 Dec 23	EUR EX.RATE 1.098121 WITH NORTHERN TRUST COMPANY, CHICAGO	EUR	.9106465	- 20,389.43	- 22,390.06	- 22,390.06	0.00
18 Dec 23	FX DEAL TRANSACTED ON 18 DEC 2023 USD /	USD	1.0000000	8,770.13	8,770.13	8,770.13	0.00
20 Dec 23	GBP EX.RATE 1.263588 WITH NORTHERN TRUST COMPANY, CHICAGO	GBP	.7913976	- 6,940.66	- 8,770.13	- 8,770.13	0.00
18 Dec 23	FX DEAL TRANSACTED ON 18 DEC 2023 USD /	USD	1.0000000	8,372.38	8,372.38	8,372.38	0.00
20 Dec 23	NOK EX.RATE 0.0959082 WITH NORTHERN TRUST COMPANY, CHICAGO	NOK	10.4266385	- 87,295.78	- 8,372.38	- 8,372.38	0.00
18 Dec 23	FX DEAL TRANSACTED ON 18 DEC 2023 USD /	USD	1.0000000	19,535.99	19,535.99	19,535.99	0.00
20 Dec 23	GBP EX.RATE 1.263588 WITH NORTHERN TRUST COMPANY, CHICAGO	GBP	.7913973	- 15,460.73	- 19,535.99	- 19,535.99	0.00
18 Dec 23	FX DEAL TRANSACTED ON 18 DEC 2023 USD /	USD	1.0000000	8,037.18	8,037.18	8,037.18	0.00
20 Dec 23	EUR EX.RATE 1.090427 WITH NORTHERN TRUST COMPANY, CHICAGO	EUR	.9170717	- 7,370.67	- 8,037.18	- 8,037.18	0.00
18 Dec 23	FX DEAL TRANSACTED ON 18 DEC 2023 USD /	USD	1.0000000	19,885.77	19,885.77	19,885.77	0.00
20 Dec 23	EUR EX.RATE 1.090427 WITH NORTHERN TRUST COMPANY, CHICAGO	EUR	.9170719	- 18,236.68	- 19,885.77	- 19,885.77	0.00
18 Dec 23	FX DEAL TRANSACTED ON 18 DEC 2023 USD /	USD	1.0000000	24,551.44	24,551.44	24,551.44	0.00
20 Dec 23	EUR EX.RATE 1.090427 WITH NORTHERN TRUST COMPANY, CHICAGO	EUR	.9170721	- 22,515.44	- 24,551.44	- 24,551.44	0.00
18 Dec 23	FX DEAL TRANSACTED ON 18 DEC 2023 USD /	USD	1.0000000	7,645.21	7,645.21	7,645.21	0.00
20 Dec 23	JPY EX.RATE 0.0069869 WITH NORTHERN TRUST COMPANY, CHICAGO	JPY	143.1243877	- 1,094,216.00	- 7,645.21	- 7,645.21	0.00
18 Dec 23	FX DEAL TRANSACTED ON 18 DEC 2023 USD /	USD	1.0000000	15,601.77	15,601.77	15,601.77	0.00
20 Dec 23	HKD EX.RATE 0.1282252 WITH NORTHERN TRUST COMPANY, CHICAGO	HKD	7.7987780	- 121,674.74	- 15,601.77	- 15,601.77	0.00
18 Dec 23	FX DEAL TRANSACTED ON 18 DEC 2023 USD /	USD	1.0000000	15,399.54	15,399.54	15,399.54	0.00
20 Dec 23	DKK EX.RATE 0.1462744 WITH NORTHERN TRUST COMPANY, CHICAGO	DKK	6.8364639	- 105,278.40	- 15,399.54	- 15,399.54	0.00

Portfolio Statement

1 DEC 23 - 31 DEC 23

Account number XXXXXXXXXX
Account Name UFCW TRI-STATE

◆ Foreign Exchange Gain/Loss Detail Settled

Page 58 of 82

Trade Date Settle date	Transaction description	Currency Bought Sold	Exchange Rate Bought Sold	Local amount Bought Sold	Base market value Bought Sold	Realized translation gain/loss Cost From purchases From sales
18 Dec 23 20 Dec 23	FX DEAL TRANSACTED ON 18 DEC 2023 USD / JPY EX.RATE 0.0069869 WITH NORTHERN TRUST COMPANY, CHICAGO	USD JPY	1.0000000 143.1243502	11,763.47 - 1,683,639.00	11,763.47 - 11,763.47	11,763.47 - 11,763.47
18 Dec 23 20 Dec 23	FX DEAL TRANSACTED ON 18 DEC 2023 USD / EUR EX.RATE 1.090427 WITH NORTHERN TRUST COMPANY, CHICAGO	USD EUR	1.0000000 .9170723	10,798.44 - 9,902.95	10,798.44 - 10,798.44	10,798.44 - 10,798.44
18 Dec 23 20 Dec 23	FX DEAL TRANSACTED ON 18 DEC 2023 EUR / USD EX.RATE 0.9146001 WITH NORTHERN TRUST COMPANY, CHICAGO	EUR USD	.9146018 1.0000000	2,395.15 - 2,618.79	2,618.79 - 2,618.79	2,618.79 - 2,618.79
18 Dec 23 20 Dec 23	FX DEAL TRANSACTED ON 18 DEC 2023 USD / JPY EX.RATE 0.0069869 WITH NORTHERN TRUST COMPANY, CHICAGO	USD JPY	1.0000000 143.1244492	7,727.89 - 1,106,050.00	7,727.89 - 7,727.89	7,727.89 - 7,727.89
18 Dec 23 20 Dec 23	FX DEAL TRANSACTED ON 18 DEC 2023 USD / EUR EX.RATE 1.090427 WITH NORTHERN TRUST COMPANY, CHICAGO	USD EUR	1.0000000 .9170719	20,256.82 - 18,576.96	20,256.82 - 20,256.82	20,256.82 - 20,256.82
18 Dec 23 20 Dec 23	FX DEAL TRANSACTED ON 18 DEC 2023 USD / JPY EX.RATE 0.0069869 WITH NORTHERN TRUST COMPANY, CHICAGO	USD JPY	1.0000000 143.1244091	8,196.75 - 1,173,155.00	8,196.75 - 8,196.75	8,196.75 - 8,196.75
18 Dec 23 20 Dec 23	FX DEAL TRANSACTED ON 18 DEC 2023 USD / EUR EX.RATE 1.090427 WITH NORTHERN TRUST COMPANY, CHICAGO	USD EUR	1.0000000 .9170719	19,529.20 - 17,909.68	19,529.20 - 19,529.20	19,529.20 - 19,529.20
18 Dec 23 20 Dec 23	FX DEAL TRANSACTED ON 18 DEC 2023 USD / HKD EX.RATE 0.1282252 WITH NORTHERN TRUST COMPANY, CHICAGO	USD HKD	1.0000000 7.7987753	5,580.28 - 43,519.35	5,580.28 - 5,580.28	5,580.28 - 5,580.28
18 Dec 23 20 Dec 23	FX DEAL TRANSACTED ON 18 DEC 2023 USD / EUR EX.RATE 1.090427 WITH NORTHERN TRUST COMPANY, CHICAGO	USD EUR	1.0000000 .9170719	22,781.41 - 20,892.19	22,781.41 - 22,781.41	22,781.41 - 22,781.41
18 Dec 23 20 Dec 23	FX DEAL TRANSACTED ON 18 DEC 2023 USD / HKD EX.RATE 0.1282252 WITH NORTHERN TRUST COMPANY, CHICAGO	USD HKD	1.0000000 7.7987790	8,555.17 - 66,719.88	8,555.17 - 8,555.17	8,555.17 - 8,555.17
18 Dec 23 20 Dec 23	FX DEAL TRANSACTED ON 18 DEC 2023 USD / EUR EX.RATE 1.090427 WITH NORTHERN TRUST COMPANY, CHICAGO	USD EUR	1.0000000 .9170720	12,461.65 - 11,428.23	12,461.65 - 12,461.65	12,461.65 - 12,461.65
19 Dec 23 20 Dec 23	FX DEAL TRANSACTED ON 19 DEC 2023 EUR / USD EX.RATE 0.9107651 WITH NORTHERN TRUST COMPANY, CHICAGO	EUR USD	.9107668 1.0000000	2,079.90 - 2,283.68	2,283.68 - 2,283.68	2,283.68 - 2,283.68
19 Dec 23 21 Dec 23	FX DEAL TRANSACTED ON 19 DEC 2023 EUR / USD EX.RATE 0.9101715 WITH NORTHERN TRUST COMPANY, CHICAGO	EUR USD	.9101726 1.0000000	1,859.51 - 2,043.03	2,043.03 - 2,043.03	2,043.03 - 2,043.03
19 Dec 23 21 Dec 23	FX DEAL TRANSACTED ON 19 DEC 2023 EUR / USD EX.RATE 0.9102676 WITH NORTHERN TRUST COMPANY, CHICAGO	EUR USD	.9102671 1.0000000	6,502.32 - 7,143.31	7,143.31 - 7,143.31	7,143.31 - 7,143.31

Portfolio Statement

1 DEC 23 - 31 DEC 23

Account number XXXXXXXXXX
Account Name UFCW TRI-STATE

◆ Foreign Exchange Gain/Loss Detail Settled

Page 59 of 82

Trade Date Settle date	Transaction description	Currency Bought Sold	Exchange Rate Bought Sold	Local amount Bought Sold	Base market value Bought Sold	Realized translation gain/loss Cost From purchases From sales
19 Dec 23 21 Dec 23	FX DEAL TRANSACTED ON 19 DEC 2023 USD / HKD EX.RATE 0.1281775 WITH NORTHERN TRUST COMPANY, CHICAGO	USD HKD	1.0000000 7.8016768	10,949.70 - 85,426.02	10,949.70 - 10,949.70	10,949.70 - 10,949.70 0.00 0.00
19 Dec 23 21 Dec 23	FX DEAL TRANSACTED ON 19 DEC 2023 EUR / USD EX.RATE 0.9102676 WITH NORTHERN TRUST COMPANY, CHICAGO	EUR USD	.9102681 1.0000000	4,066.75 - 4,467.64	4,467.64 - 4,467.64	4,467.64 - 4,467.64 0.00 0.00
20 Dec 23 22 Dec 23	FX DEAL TRANSACTED ON 20 DEC 2023 EUR / USD EX.RATE 0.9119287 WITH NORTHERN TRUST COMPANY, CHICAGO	EUR USD	.9119336 1.0000000	814.84 - 893.53	893.53 - 893.53	893.53 - 893.53 0.00 0.00
20 Dec 23 22 Dec 23	FX DEAL TRANSACTED ON 20 DEC 2023 USD / HKD EX.RATE 0.128102 WITH NORTHERN TRUST COMPANY, CHICAGO	USD HKD	1.0000000 7.8062844	11,068.91 - 86,407.06	11,068.91 - 11,068.91	11,068.91 - 11,068.91 0.00 0.00
20 Dec 23 22 Dec 23	FX DEAL TRANSACTED ON 20 DEC 2023 USD / EUR EX.RATE 1.093225 WITH NORTHERN TRUST COMPANY, CHICAGO	USD EUR	1.0000000 .9147245	13,554.07 - 12,398.24	13,554.07 - 13,554.07	13,554.07 - 13,554.07 0.00 0.00
20 Dec 23 22 Dec 23	FX DEAL TRANSACTED ON 20 DEC 2023 DKK / USD EX.RATE 6.80755 WITH NORTHERN TRUST COMPANY, CHICAGO	DKK USD	6.8075506 1.0000000	326,736.15 - 47,996.14	47,996.14 - 47,996.14	47,996.14 - 47,996.14 0.00 0.00
21 Dec 23 22 Dec 23	FX DEAL TRANSACTED ON 21 DEC 2023 USD / EUR EX.RATE 1.098221 WITH NORTHERN TRUST COMPANY, CHICAGO	USD EUR	1.0000000 .9105635	10,391.51 - 9,462.13	10,391.51 - 10,391.51	10,391.51 - 10,391.51 0.00 0.00
21 Dec 23 27 Dec 23	FX DEAL TRANSACTED ON 21 DEC 2023 DKK / USD EX.RATE 6.773077 WITH NORTHERN TRUST COMPANY, CHICAGO	DKK USD	6.7730757 1.0000000	118,822.64 - 17,543.38	17,543.38 - 17,543.38	17,543.38 - 17,543.38 0.00 0.00
21 Dec 23 27 Dec 23	FX DEAL TRANSACTED ON 21 DEC 2023 DKK / USD EX.RATE 6.773077 WITH NORTHERN TRUST COMPANY, CHICAGO	DKK USD	6.7730761 1.0000000	49,089.63 - 7,247.76	7,247.76 - 7,247.76	7,247.76 - 7,247.76 0.00 0.00
21 Dec 23 27 Dec 23	FX DEAL TRANSACTED ON 21 DEC 2023 USD / HKD EX.RATE 0.1280151 WITH NORTHERN TRUST COMPANY, CHICAGO	USD HKD	1.0000000 7.8115775	10,903.05 - 85,170.02	10,903.05 - 10,903.05	10,903.05 - 10,903.05 0.00 0.00
22 Dec 23 28 Dec 23	FX DEAL TRANSACTED ON 22 DEC 2023 USD / HKD EX.RATE 0.127943 WITH NORTHERN TRUST COMPANY, CHICAGO	USD HKD	1.0000000 7.8159849	8,648.42 - 67,595.92	8,648.42 - 8,648.42	8,648.42 - 8,648.42 0.00 0.00
22 Dec 23 28 Dec 23	FX DEAL TRANSACTED ON 22 DEC 2023 USD / HKD EX.RATE 0.127943 WITH NORTHERN TRUST COMPANY, CHICAGO	USD HKD	1.0000000 7.8160021	1,735.40 - 13,563.89	1,735.40 - 1,735.40	1,735.40 - 1,735.40 0.00 0.00
27 Dec 23 29 Dec 23	FX DEAL TRANSACTED ON 27 DEC 2023 USD / EUR EX.RATE 1.109512 WITH NORTHERN TRUST COMPANY, CHICAGO	USD EUR	1.0000000 .9012966	3,170.51 - 2,857.57	3,170.51 - 3,170.51	3,170.51 - 3,170.51 0.00 0.00

Portfolio Statement

1 DEC 23 - 31 DEC 23

Account number XXXXXXXXXX
Account Name UFCW TRI-STATE

◆ Foreign Exchange Gain/Loss Detail *Settled*

Page 60 of 82

<u>Trade Date</u> Settle date	<u>Transaction description</u>	<u>Currency</u> Bought Sold	<u>Exchange Rate</u> Bought Sold	<u>Local amount</u> Bought Sold	<u>Base market value</u> Bought Sold	<u>Realized translation gain/loss</u> Cost From purchases From sales
29 Dec 23	FX DEAL TRANACTED ON 29 DEC 2023 USD /	USD	1.0000000	119.58	119.58	119.58 0.00
29 Dec 23	EUR EX.RATE 1.106184 WITH	EUR	.9004581	- 108.10	- 120.05	- 119.58 - 0.47
	NORTHERN TRUST COMPANY, CHICAGO					
Total settled purchases					447,426.49	447,426.49 0.00
Total settled sales					- 447,427.81	- 447,426.49 - 1.32

Portfolio Statement

1 DEC 23 - 31 DEC 23

Account number XXXXXXXXXX
Account Name UFCW TRI-STATE

◆ Cash Activity Detail

Page 61 of 82

DANISH KRONER - DKK

Value Date Entry Date	Transaction Narrative	Local Receipt/ Disbursement	DKK Balance	Base Receipt/ Disbursement	Balance
	Beginning cash balance		0.00		0.00
20 Dec 23 20 Dec 23	FOREIGN CURRENCY SOLD DEAL OF 18 DEC 23 USD/DKK RATE 6.836465 WITH NORTHERN TRUST COMPANY, CHICAGO	- 105,278.40	- 105,278.40	- 15,399.54	- 15,399.54
20 Dec 23 20 Dec 23	404155U SALE 50 GENMAB T/D 18 DEC 23 S/D 20 DEC 23 GENMAB AS DKK1	105,278.40	0.00	15,399.54	0.00
22 Dec 23 22 Dec 23	FOREIGN CURRENCY PURCHASED DEAL OF 20 DEC 23 DKK/USD RATE 6.80755 WITH NORTHERN TRUST COMPANY, CHICAGO	326,736.15	326,736.15	47,996.14	47,996.14
22 Dec 23 22 Dec 23	8AZ7GFU PURCHASE 470 NOVO NORDPAR T/D 20 DEC 23 S/D 22 DEC 23 NOVO NORDISK A/S SER'B'DKK0.1	- 326,736.15	0.00	- 47,996.14	0.00
27 Dec 23 27 Dec 23	FOREIGN CURRENCY PURCHASED DEAL OF 21 DEC 23 DKK/USD RATE 6.773077 WITH NORTHERN TRUST COMPANY, CHICAGO	118,822.64	118,822.64	17,543.38	17,543.38
27 Dec 23 27 Dec 23	FOREIGN CURRENCY PURCHASED DEAL OF 21 DEC 23 DKK/USD RATE 6.773077 WITH NORTHERN TRUST COMPANY, CHICAGO	49,089.63	167,912.27	7,247.76	24,791.14
27 Dec 23 27 Dec 23	8AZ7GFU PURCHASE 170 NOVO NORDPAR T/D 21 DEC 23 S/D 27 DEC 23 NOVO NORDISK A/S SER'B'DKK0.1	- 118,822.64	49,089.63	- 17,543.38	7,247.76
27 Dec 23 27 Dec 23	8AZ7GFU PURCHASE 70 NOVO NORDPAR T/D 21 DEC 23 S/D 27 DEC 23 NOVO NORDISK A/S SER'B'DKK0.1	- 49,089.63	0.00	- 7,247.76	0.00
	Ending cash balance		0.00		0.00

Portfolio Statement

1 DEC 23 - 31 DEC 23

Account number XXXXXXXXXX
Account Name UFCW TRI-STATE

◆ Cash Activity Detail

Page 62 of 82

EURO - EUR

Value Date Entry Date	Transaction Narrative	Local Receipt/ Disbursement	EUR Balance	Base Receipt/ Disbursement	Balance
	Beginning cash balance		0.00		0.00
6 Dec 23 6 Dec 23	FOREIGN CURRENCY SOLD DEAL OF 6 DEC 23 USD/EUR RATE 1.078037 WITH NORTHERN TRUST CO LDN	- 478.50	- 478.50	- 515.84	- 515.84
6 Dec 23 6 Dec 23	INCOME ON 116 LVMH MOET DIV RATE EUR5.5 PER SHARE XD 04/12/23 PD 06/12/23 LVMH MOET HENNESSY EUR0.30	478.50	0.00	517.04	1.20
6 Dec 23 6 Dec 23	REALISED GAIN/LOSS ON FOREIGN EXCHANGE DEAL OF 6 DEC 23 USD/EUR RATE 1.078037 WITH NORTHERN TRUST CO LDN	0.00	0.00	- 1.20	0.00
18 Dec 23 18 Dec 23	FOREIGN CURRENCY SOLD DEAL OF 14 DEC 23 USD/EUR RATE 1.098121 WITH NORTHERN TRUST COMPANY, CHICAGO	- 20,389.43	- 20,389.43	- 22,390.06	- 22,390.06
18 Dec 23 18 Dec 23	508654X SALE 940 DEUT TEL T/D 14 DEC 23 S/D 18 DEC 23 DEUTSCHE TELEKOM NPV(REGD)	20,389.43	0.00	22,390.06	0.00
20 Dec 23 20 Dec 23	FOREIGN CURRENCY PURCHASED DEAL OF 18 DEC 23 EUR/USD RATE 1.093374 WITH NORTHERN TRUST COMPANY, CHICAGO	2,395.15	2,395.15	2,618.79	2,618.79
20 Dec 23 20 Dec 23	FOREIGN CURRENCY PURCHASED DEAL OF 19 DEC 23 EUR/USD RATE 1.097978 WITH NORTHERN TRUST COMPANY, CHICAGO	2,079.90	4,475.05	2,283.68	4,902.47
20 Dec 23 20 Dec 23	FOREIGN CURRENCY SOLD DEAL OF 18 DEC 23 USD/EUR RATE 1.090427 WITH NORTHERN TRUST COMPANY, CHICAGO	- 7,370.67	- 2,895.62	- 8,037.18	- 3,134.71
20 Dec 23 20 Dec 23	FOREIGN CURRENCY SOLD DEAL OF 18 DEC 23 USD/EUR RATE 1.090427 WITH NORTHERN TRUST COMPANY, CHICAGO	- 18,236.68	- 21,132.30	- 19,885.77	- 23,020.48
20 Dec 23 20 Dec 23	FOREIGN CURRENCY SOLD DEAL OF 18 DEC 23 USD/EUR RATE 1.090427 WITH NORTHERN TRUST COMPANY, CHICAGO	- 22,515.44	- 43,647.74	- 24,551.44	- 47,571.92
20 Dec 23 20 Dec 23	FOREIGN CURRENCY SOLD DEAL OF 18 DEC 23 USD/EUR RATE 1.090427 WITH NORTHERN TRUST COMPANY, CHICAGO	- 9,902.95	- 53,550.69	- 10,798.44	- 58,370.36
20 Dec 23 20 Dec 23	FOREIGN CURRENCY SOLD DEAL OF 18 DEC 23 USD/EUR RATE 1.090427 WITH NORTHERN TRUST COMPANY, CHICAGO	- 18,576.96	- 72,127.65	- 20,256.82	- 78,627.18
20 Dec 23 20 Dec 23	FOREIGN CURRENCY SOLD DEAL OF 18 DEC 23 USD/EUR RATE 1.090427 WITH NORTHERN TRUST COMPANY, CHICAGO	- 17,909.68	- 90,037.33	- 19,529.20	- 98,156.38
20 Dec 23 20 Dec 23	FOREIGN CURRENCY SOLD DEAL OF 18 DEC 23 USD/EUR RATE 1.090427 WITH NORTHERN TRUST COMPANY, CHICAGO	- 20,892.19	- 110,929.52	- 22,781.41	- 120,937.79
20 Dec 23 20 Dec 23	FOREIGN CURRENCY SOLD DEAL OF 18 DEC 23 USD/EUR RATE 1.090427 WITH NORTHERN TRUST COMPANY, CHICAGO	- 11,428.23	- 122,357.75	- 12,461.65	- 133,399.44
20 Dec 23 20 Dec 23	0A92PSU SALE 610 PROSUS T/D 18 DEC 23 S/D 20 DEC 23 PROSUS N.V. EUR0.05 (N SHARES)	17,909.68	- 104,448.07	19,529.20	- 113,870.24

Portfolio Statement

1 DEC 23 - 31 DEC 23

Account number XXXXXXXXXX
Account Name UFCW TRI-STATE

◆ Cash Activity Detail

Page 63 of 82

EURO - EUR

Value Date Entry Date	Transaction Narrative	Local Receipt/ Disbursement	EUR Balance	Base Receipt/ Disbursement	Balance
20 Dec 23 20 Dec 23	2A6BGWU PURCHASE 150 GRIFOLSRFD T/D 18 DEC 23 S/D 20 DEC 23 GRIFOLS SA	- 2,079.90	- 106,527.97	- 2,283.68	- 116,153.92
20 Dec 23 20 Dec 23	2A6BGWU SALE 820 GRIFOLSRFD T/D 18 DEC 23 S/D 20 DEC 23 GRIFOLS SA	11,428.23	- 95,099.74	12,461.65	- 103,692.27
20 Dec 23 20 Dec 23	402804X SALE 150 AIRS SE T/D 18 DEC 23 S/D 20 DEC 23 AIRBUS SE EUR1	20,892.19	- 74,207.55	22,781.41	- 80,910.86
20 Dec 23 20 Dec 23	402832X SALE 10 LVMH MOET T/D 18 DEC 23 S/D 20 DEC 23 LVMH MOET HENNESSY EUR0.30	7,370.67	- 66,836.88	8,037.18	- 72,873.68
20 Dec 23 20 Dec 23	402920X SALE 140 SAFRAN S.A T/D 18 DEC 23 S/D 20 DEC 23 SAFRAN SA EUR0.20	22,515.44	- 44,321.44	24,551.44	- 48,322.24
20 Dec 23 20 Dec 23	501250S SALE 65 RHEINMETALL T/D 18 DEC 23 S/D 20 DEC 23 RHEINMETALL AG NPV	18,576.96	- 25,744.48	20,256.82	- 28,065.42
20 Dec 23 20 Dec 23	508654X SALE 850 DEUT TEL T/D 18 DEC 23 S/D 20 DEC 23 DEUTSCHE TELEKOM NPV(REGD)	18,236.68	- 7,507.80	19,885.77	- 8,179.65
20 Dec 23 20 Dec 23	658878U PURCHASE 60 PRYSMIAN SPA T/D 18 DEC 23 S/D 20 DEC 23 PRYSMIAN SPA EUR0.10	- 2,395.15	- 9,902.95	- 2,618.79	- 10,798.44
20 Dec 23 20 Dec 23	658878U SALE 250 PRYSMIAN SPA T/D 18 DEC 23 S/D 20 DEC 23 PRYSMIAN SPA EUR0.10	9,902.95	0.00	10,798.44	0.00
21 Dec 23 21 Dec 23	FOREIGN CURRENCY PURCHASED DEAL OF 19 DEC 23 EUR/USD RATE 1.098578 WITH NORTHERN TRUST COMPANY, CHICAGO	6,502.32	6,502.32	7,143.31	7,143.31
21 Dec 23 21 Dec 23	FOREIGN CURRENCY PURCHASED DEAL OF 19 DEC 23 EUR/USD RATE 1.098578 WITH NORTHERN TRUST COMPANY, CHICAGO	4,066.75	10,569.07	4,467.64	11,610.95
21 Dec 23 21 Dec 23	FOREIGN CURRENCY PURCHASED DEAL OF 19 DEC 23 EUR/USD RATE 1.098694 WITH NORTHERN TRUST COMPANY, CHICAGO	1,859.51	12,428.58	2,043.03	13,653.98
21 Dec 23 21 Dec 23	2A6BGWU PURCHASE 130 GRIFOLSRFD T/D 19 DEC 23 S/D 21 DEC 23 GRIFOLS SA	- 1,859.51	10,569.07	- 2,043.03	11,610.95
21 Dec 23 21 Dec 23	658878U PURCHASE 100 PRYSMIAN SPA T/D 19 DEC 23 S/D 21 DEC 23 PRYSMIAN SPA EUR0.10	- 4,066.75	6,502.32	- 4,467.64	7,143.31
22 Dec 23 22 Dec 23	FOREIGN CURRENCY PURCHASED DEAL OF 20 DEC 23 EUR/USD RATE 1.096577 WITH NORTHERN TRUST COMPANY, CHICAGO	814.84	7,317.16	893.53	8,036.84
22 Dec 23 22 Dec 23	FOREIGN CURRENCY SOLD DEAL OF 20 DEC 23 USD/EUR RATE 1.093225 WITH NORTHERN TRUST COMPANY, CHICAGO	- 12,398.24	- 5,081.08	- 13,554.07	- 5,517.23
22 Dec 23 22 Dec 23	FOREIGN CURRENCY SOLD DEAL OF 21 DEC 23 USD/EUR RATE 1.098221 WITH NORTHERN TRUST COMPANY, CHICAGO	- 9,462.13	- 14,543.21	- 10,391.51	- 15,908.74

Portfolio Statement

1 DEC 23 - 31 DEC 23

Account number XXXXXXXXXX
Account Name UFCW TRI-STATE

◆ Cash Activity Detail

Page 64 of 82

EURO - EUR

Value Date Entry Date	Transaction Narrative	Local Receipt/ Disbursement	EUR Balance	Base Receipt/ Disbursement	Balance
22 Dec 23	402804X SALE 90 AIRS SE T/D 20 DEC 23 S/D 22 DEC 23	12,398.24	- 2,144.97	13,554.07	- 2,354.67
22 Dec 23	AIRBUS SE EUR1				
22 Dec 23	402920X SALE 60 SAFRAN S.A T/D 20 DEC 23 S/D 22 DEC 23	9,462.13	7,317.16	10,391.51	8,036.84
22 Dec 23	SAFRAN SA EUR0.20				
22 Dec 23	658878U PURCHASE 160 PRYSMIAN SPA T/D 19 DEC 23 S/D 21 DEC 23	- 6,502.32	814.84	- 7,143.31	893.53
22 Dec 23	PRYSMIAN SPA EUR0.10				
22 Dec 23	658878U PURCHASE 20 PRYSMIAN SPA T/D 20 DEC 23 S/D 22 DEC 23	- 814.84	0.00	- 893.53	0.00
22 Dec 23	PRYSMIAN SPA EUR0.10				
28 Dec 23	FR FRANCE TAX REFUND ON KERING XD 19/01/21 D0K2T7H PY 21/01/21	108.10	108.10	120.05	120.05
28 Dec 23	KERING				
29 Dec 23	FOREIGN CURRENCY SOLD DEAL OF 27 DEC 23 USD/EUR RATE 1.109512 WITH	- 2,857.57	- 2,749.47	- 3,170.51	- 3,050.46
29 Dec 23	NORTHERN TRUST COMPANY, CHICAGO				
29 Dec 23	FOREIGN CURRENCY SOLD DEAL OF 29 DEC 23 USD/EUR RATE 1.106184 WITH	- 108.10	- 2,857.57	- 119.58	- 3,170.04
29 Dec 23	NORTHERN TRUST COMPANY, CHICAGO				
29 Dec 23	REALISED GAIN/LOSS ON FOREIGN EXCHANGE DEAL OF 29 DEC 23 USD/EUR RATE	0.00	- 2,857.57	- 0.47	- 3,170.51
29 Dec 23	1.106184 WITH NORTHERN TRUST COMPANY, CHICAGO				
29 Dec 23	501250S SALE 10 RHEINMETALL T/D 27 DEC 23 S/D 29 DEC 23	2,857.57	0.00	3,170.51	0.00
29 Dec 23	RHEINMETALL AG NPV				
	Ending cash balance		0.00		0.00

Portfolio Statement

1 DEC 23 - 31 DEC 23

Account number [REDACTED]
Account Name UFCW TRI-STATE

◆ Cash Activity Detail

Page 65 of 82

U.K. STERLING - GBP

Value Date Entry Date	Transaction Narrative	Local Receipt/ Disbursement	GBP Balance	Base Receipt/ Disbursement	Balance
	Beginning cash balance		0.00		0.00
20 Dec 23 20 Dec 23	FOREIGN CURRENCY SOLD DEAL OF 18 DEC 23 USD/STG RATE 1.263588 WITH NORTHERN TRUST COMPANY, CHICAGO	- 6,940.66	- 6,940.66	- 8,770.13	- 8,770.13
20 Dec 23 20 Dec 23	FOREIGN CURRENCY SOLD DEAL OF 18 DEC 23 USD/STG RATE 1.263588 WITH NORTHERN TRUST COMPANY, CHICAGO	- 15,460.73	- 22,401.39	- 19,535.99	- 28,306.12
20 Dec 23 20 Dec 23	002407X SALE 1,080 STDRD CHTRD T/D 18 DEC 23 S/D 20 DEC 23 STANDARD CHARTERED PLC SHS	6,940.66	- 15,460.73	8,770.13	- 19,535.99
20 Dec 23 20 Dec 23	0989529 SALE 150 ASTRAZENEPAR T/D 18 DEC 23 S/D 20 DEC 23 ASTRAZENECA ORD USD0.25	15,460.73	0.00	19,535.99	0.00
	Ending cash balance		0.00		0.00

Portfolio Statement

1 DEC 23 - 31 DEC 23

Account number XXXXXXXXXX
Account Name UFCW TRI-STATE

Page 66 of 82

◆ Cash Activity Detail HONG KONG DLR - HKD

Value Date Entry Date	Transaction Narrative	Local Receipt/ Disbursement	HKD Balance	Base Receipt/ Disbursement	Balance
	Beginning cash balance		0.00		0.00
14 Dec 23 14 Dec 23	FOREIGN CURRENCY SOLD DEAL OF 12 DEC 23 USD/HKD RATE 7.808881 WITH NORTHERN TRUST COMPANY, CHICAGO	- 42,771.85	- 42,771.85	- 5,477.33	- 5,477.33
14 Dec 23 14 Dec 23	7A9VU5U SALE 1,500 WUXI BIOL T/D 12 DEC 23 S/D 14 DEC 23 WUXI BIOLOGICS (CA USD0.0000083	42,771.85	0.00	5,477.33	0.00
20 Dec 23 20 Dec 23	FOREIGN CURRENCY SOLD DEAL OF 18 DEC 23 USD/HKD RATE 7.79878 WITH NORTHERN TRUST COMPANY, CHICAGO	- 121,674.74	- 121,674.74	- 15,601.77	- 15,601.77
20 Dec 23 20 Dec 23	FOREIGN CURRENCY SOLD DEAL OF 18 DEC 23 USD/HKD RATE 7.79878 WITH NORTHERN TRUST COMPANY, CHICAGO	- 43,519.35	- 165,194.09	- 5,580.28	- 21,182.05
20 Dec 23 20 Dec 23	FOREIGN CURRENCY SOLD DEAL OF 18 DEC 23 USD/HKD RATE 7.79878 WITH NORTHERN TRUST COMPANY, CHICAGO	- 66,719.88	- 231,913.97	- 8,555.17	- 29,737.22
20 Dec 23 20 Dec 23	3A2AG2W SALE 1,800 AIA GROU T/D 18 DEC 23 S/D 20 DEC 23 AIA GROUP LTD NPV	121,674.74	- 110,239.23	15,601.77	- 14,135.45
20 Dec 23 20 Dec 23	7A9VU5U SALE 1,500 WUXI BIOL T/D 18 DEC 23 S/D 20 DEC 23 WUXI BIOLOGICS (CA USD0.0000083	43,519.35	- 66,719.88	5,580.28	- 8,555.17
20 Dec 23 20 Dec 23	8A88RXU SALE 800 MEITUAN T/D 18 DEC 23 S/D 20 DEC 23 MEITUAN USD0.00001 B CLASS	66,719.88	0.00	8,555.17	0.00
21 Dec 23 21 Dec 23	FOREIGN CURRENCY SOLD DEAL OF 19 DEC 23 USD/HKD RATE 7.80168 WITH NORTHERN TRUST COMPANY, CHICAGO	- 85,426.02	- 85,426.02	- 10,949.70	- 10,949.70
21 Dec 23 21 Dec 23	7A9VU5U SALE 3,000 WUXI BIOL T/D 19 DEC 23 S/D 21 DEC 23 WUXI BIOLOGICS (CA USD0.0000083	85,426.02	0.00	10,949.70	0.00
22 Dec 23 22 Dec 23	FOREIGN CURRENCY SOLD DEAL OF 20 DEC 23 USD/HKD RATE 7.806281 WITH NORTHERN TRUST COMPANY, CHICAGO	- 86,407.06	- 86,407.06	- 11,068.91	- 11,068.91
22 Dec 23 22 Dec 23	7A9VU5U SALE 3,000 WUXI BIOL T/D 20 DEC 23 S/D 22 DEC 23 WUXI BIOLOGICS (CA USD0.0000083	86,407.06	0.00	11,068.91	0.00
27 Dec 23 27 Dec 23	FOREIGN CURRENCY SOLD DEAL OF 21 DEC 23 USD/HKD RATE 7.811581 WITH NORTHERN TRUST COMPANY, CHICAGO	- 85,170.02	- 85,170.02	- 10,903.05	- 10,903.05
27 Dec 23 27 Dec 23	7A9VU5U SALE 3,000 WUXI BIOL T/D 21 DEC 23 S/D 27 DEC 23 WUXI BIOLOGICS (CA USD0.0000083	85,170.02	0.00	10,903.05	0.00
28 Dec 23 28 Dec 23	FOREIGN CURRENCY SOLD DEAL OF 22 DEC 23 USD/HKD RATE 7.815982 WITH NORTHERN TRUST COMPANY, CHICAGO	- 67,595.92	- 67,595.92	- 8,648.42	- 8,648.42
28 Dec 23 28 Dec 23	FOREIGN CURRENCY SOLD DEAL OF 22 DEC 23 USD/HKD RATE 7.815982 WITH NORTHERN TRUST COMPANY, CHICAGO	- 13,563.89	- 81,159.81	- 1,735.40	- 10,383.82
28 Dec 23 28 Dec 23	7A9VU5U SALE 2,500 WUXI BIOL T/D 22 DEC 23 S/D 28 DEC 23 WUXI BIOLOGICS (CA USD0.0000083	67,595.92	- 13,563.89	8,648.42	- 1,735.40

Portfolio Statement

1 DEC 23 - 31 DEC 23

Account number [REDACTED]
Account Name UFCW TRI-STATE

◆ Cash Activity Detail

Page 67 of 82

HONG KONG DLR - HKD

Value Date Entry Date	Transaction Narrative	Local Receipt/ Disbursement	HKD Balance	Base Receipt/ Disbursement	Balance
28 Dec 23	7A9VU5U SALE 500 WUXI BIOL T/D 22 DEC 23 S/D 28 DEC 23	13,563.89	0.00	1,735.40	0.00
28 Dec 23	WUXI BIOLOGICS (CA USD0.0000083				
	Ending cash balance		0.00		0.00

Portfolio Statement

1 DEC 23 - 31 DEC 23

Account number XXXXXXXXXX
Account Name UFCW TRI-STATE

◆ Cash Activity Detail

Page 68 of 82

JAPANESE YEN - JPY

Value Date Entry Date	Transaction Narrative	Local Receipt/ Disbursement	JPY Balance	Base Receipt/ Disbursement	Balance
	Beginning cash balance		0.00		0.00
5 Dec 23 5 Dec 23	FOREIGN CURRENCY SOLD DEAL OF 5 DEC 23 USD/JPY RATE 146.983056 WITH NORTHERN TRUST CO LDN	- 72,321.00	- 72,321.00	- 492.04	- 492.04
5 Dec 23 5 Dec 23	INCOME ON 6,100 DAIFUKU DIV RATE JPY14. PER SHARE XD 28/09/23 PD 05/12/23 DAIFUKU CO LTD NPV	72,321.00	0.00	491.63	- 0.41
5 Dec 23 5 Dec 23	REALISED GAIN/LOSS ON FOREIGN EXCHANGE DEAL OF 5 DEC 23 USD/JPY RATE 146.983056 WITH NORTHERN TRUST CO LDN	0.00	0.00	0.41	0.00
6 Dec 23 6 Dec 23	FOREIGN CURRENCY SOLD DEAL OF 6 DEC 23 USD/JPY RATE 147.133076 WITH NORTHERN TRUST CO LDN	- 47,424.00	- 47,424.00	- 322.32	- 322.32
6 Dec 23 6 Dec 23	INCOME ON 1,600 T D HLDGS DIV RATE JPY35. PER SHARE XD 28/09/23 PD 06/12/23 T&D HOLDINGS INC NPV	47,424.00	0.00	322.38	0.06
6 Dec 23 6 Dec 23	REALISED GAIN/LOSS ON FOREIGN EXCHANGE DEAL OF 6 DEC 23 USD/JPY RATE 147.133076 WITH NORTHERN TRUST CO LDN	0.00	0.00	- 0.06	0.00
20 Dec 23 20 Dec 23	FOREIGN CURRENCY SOLD DEAL OF 18 DEC 23 USD/JPY RATE 143.124408 WITH NORTHERN TRUST COMPANY, CHICAGO	- 1,094,216.00	- 1,094,216.00	- 7,645.21	- 7,645.21
20 Dec 23 20 Dec 23	FOREIGN CURRENCY SOLD DEAL OF 18 DEC 23 USD/JPY RATE 143.124408 WITH NORTHERN TRUST COMPANY, CHICAGO	- 1,683,639.00	- 2,777,855.00	- 11,763.47	- 19,408.68
20 Dec 23 20 Dec 23	FOREIGN CURRENCY SOLD DEAL OF 18 DEC 23 USD/JPY RATE 143.124408 WITH NORTHERN TRUST COMPANY, CHICAGO	- 1,106,050.00	- 3,883,905.00	- 7,727.89	- 27,136.57
20 Dec 23 20 Dec 23	FOREIGN CURRENCY SOLD DEAL OF 18 DEC 23 USD/JPY RATE 143.124408 WITH NORTHERN TRUST COMPANY, CHICAGO	- 1,173,155.00	- 5,057,060.00	- 8,196.75	- 35,333.32
20 Dec 23 20 Dec 23	5A1XNQU SALE 400 DAI LIFE T/D 18 DEC 23 S/D 20 DEC 23 DAI-ICHI LIFE HOLD NPV	1,173,155.00	- 3,883,905.00	8,196.75	- 27,136.57
20 Dec 23 20 Dec 23	608836W SALE 500 T D HLDGS T/D 18 DEC 23 S/D 20 DEC 23 T&D HOLDINGS INC NPV	1,094,216.00	- 2,789,689.00	7,645.21	- 19,491.36
20 Dec 23 20 Dec 23	6250025 SALE 600 DAIFUKU T/D 18 DEC 23 S/D 20 DEC 23 DAIFUKU CO LTD NPV	1,683,639.00	- 1,106,050.00	11,763.47	- 7,727.89
20 Dec 23 20 Dec 23	6865504 SALE 200 SUZUKI MTR T/D 18 DEC 23 S/D 20 DEC 23 SUZUKI MOTOR CORP NPV	1,106,050.00	0.00	7,727.89	0.00
	Ending cash balance		0.00		0.00

Portfolio Statement

1 DEC 23 - 31 DEC 23

Account number [REDACTED]
Account Name UFCW TRI-STATE

◆ Cash Activity Detail

Page 69 of 82

NORWEGIAN KRONER - NOK

Value Date Entry Date	Transaction Narrative	Local Receipt/ Disbursement	NOK Balance	Base Receipt/ Disbursement	Balance
	Beginning cash balance		0.00		0.00
20 Dec 23 20 Dec 23	FOREIGN CURRENCY SOLD DEAL OF 18 DEC 23 USD/NOK RATE 10.426635 WITH NORTHERN TRUST COMPANY, CHICAGO	- 87,295.78	- 87,295.78	- 8,372.38	- 8,372.38
20 Dec 23 20 Dec 23	527402W SALE 700 NORDIC SE T/D 18 DEC 23 S/D 20 DEC 23 NORDIC SEMICONDUCT NOK0.01	87,295.78	0.00	8,372.38	0.00
	Ending cash balance		0.00		0.00

Portfolio Statement

1 DEC 23 - 31 DEC 23

Account number XXXXXXXXXX
Account Name UFCW TRI-STATE

◆ Cash Activity Detail U.S. DOLLARS - USD

Page 70 of 82

Value Date Entry Date	Transaction Narrative	Local Receipt/ Disbursement	USD Balance	Base Receipt/ Disbursement	Balance
	Beginning cash balance		- 0.01		- 0.01
5 Dec 23 5 Dec 23	FOREIGN CURRENCY PURCHASED DEAL OF 5 DEC 23 USD/JPY RATE 146.983056 WITH NORTHERN TRUST CO LDN	492.04	492.03	492.04	492.03
5 Dec 23 5 Dec 23	NORTHERN TRUST SWEEP FEE	- 25.29	466.74	- 25.29	466.74
5 Dec 23 5 Dec 23	NT COLLECTIVE SHORT TERM INVT FD INCOME RECEIVED NT COLLECTIVE SHORT TERM INVT FD	951.11	1,417.85	951.11	1,417.85
5 Dec 23 5 Dec 23	249555W PURCHASE 10 HDFC BANKSADR T/D 1 DEC 23 S/D 5 DEC 23 ADR HDFC BK LTD ADR REPSTG 3 SHS	- 605.18	812.67	- 605.18	812.67
5 Dec 23 5 Dec 23	249555W PURCHASE 70 HDFC BANKSADR T/D 1 DEC 23 S/D 5 DEC 23 ADR HDFC BK LTD ADR REPSTG 3 SHS	- 4,241.69	- 3,429.02	- 4,241.69	- 3,429.02
5 Dec 23 5 Dec 23	7AX1SMU SALE 3,429.01 NT COLTV SHORT T/D 5 DEC 23 S/D 5 DEC 23 NT COLLECTIVE SHORT TERM INVT FD	3,429.01	- 0.01	3,429.01	- 0.01
6 Dec 23 6 Dec 23	FOREIGN CURRENCY PURCHASED DEAL OF 6 DEC 23 USD/EUR RATE 1.078037 WITH NORTHERN TRUST CO LDN	515.84	515.83	515.84	515.83
6 Dec 23 6 Dec 23	FOREIGN CURRENCY PURCHASED DEAL OF 6 DEC 23 USD/JPY RATE 147.133076 WITH NORTHERN TRUST CO LDN	322.32	838.15	322.32	838.15
6 Dec 23 6 Dec 23	INCOME ON 8,520 TECHNIPFM DIV RATE \$0.05 PER SHARE XD 20/11/23 PD 06/12/23 TECHNIPFMC PLC COM USD1	426.00	1,264.15	426.00	1,264.15
6 Dec 23 6 Dec 23	249555W PURCHASE 390 HDFC BANKSADR T/D 4 DEC 23 S/D 6 DEC 23 ADR HDFC BK LTD ADR REPSTG 3 SHS	- 24,524.77	- 23,260.62	- 24,524.77	- 23,260.62
6 Dec 23 6 Dec 23	7AX1SMU SALE 23,260.61 NT COLTV SHORT T/D 6 DEC 23 S/D 6 DEC 23 NT COLLECTIVE SHORT TERM INVT FD	23,260.61	- 0.01	23,260.61	- 0.01
7 Dec 23 7 Dec 23	US U.S.A TAX REFUND ON ASML HOLDUNSA DR XD 03/05/22 D0N7MCS PY 12/05/22 ADR ASML HLDG NV NY REG 2012 (POST REV SPLIT)	230.64	230.63	230.64	230.63
7 Dec 23 7 Dec 23	2AZBU0U SALE 230 MURL ONCOPAR T/D 5 DEC 23 S/D 7 DEC 23 MURAL ONCOLOGY PUB LTD CO COM USD0.01 WI	829.57	1,060.20	829.57	1,060.20
7 Dec 23 7 Dec 23	7AX1SMU PURCHASE 1,060.21 NT COLTV SHORT T/D 7 DEC 23 S/D 7 DEC 23 NT COLLECTIVE SHORT TERM INVT FD	- 1,060.21	- 0.01	- 1,060.21	- 0.01
8 Dec 23 8 Dec 23	2AZBU0U SALE 182 MURL ONCOPAR T/D 6 DEC 23 S/D 8 DEC 23 MURAL ONCOLOGY PUB LTD CO COM USD0.01 WI	690.38	690.37	690.38	690.37
8 Dec 23 8 Dec 23	249555W PURCHASE 200 HDFC BANKSADR T/D 6 DEC 23 S/D 8 DEC 23 ADR HDFC BK LTD ADR REPSTG 3 SHS	- 12,576.96	- 11,886.59	- 12,576.96	- 11,886.59

Portfolio Statement

1 DEC 23 - 31 DEC 23

Account number [REDACTED]
Account Name UFCW TRI-STATE

◆ Cash Activity Detail U.S. DOLLARS - USD

Page 71 of 82

Value Date Entry Date	Transaction Narrative	Local Receipt/ Disbursement	USD Balance	Base Receipt/ Disbursement	Balance
8 Dec 23 8 Dec 23	7AX1SMU PURCHASE 20,644.68 NT COLTV SHORT T/D 8 DEC 23 S/D 8 DEC 23 NT COLLECTIVE SHORT TERM INVT FD	- 20,644.68	- 32,531.27	- 20,644.68	- 32,531.27
8 Dec 23 8 Dec 23	7A5G62U SALE 450 ALIA GROUADR T/D 6 DEC 23 S/D 8 DEC 23 ADR ALIBABA GRP HLDG LTD SPON ADS E ACH REP 8 ORD SHS ADS	32,531.26	- 0.01	32,531.26	- 0.01
11 Dec 23 11 Dec 23	249555W PURCHASE 170 HDFC BANKSADR T/D 7 DEC 23 S/D 11 DEC 23 ADR HDFC BK LTD ADR REPSTG 3 SHS	- 10,759.00	- 10,759.01	- 10,759.00	- 10,759.01
11 Dec 23 11 Dec 23	7AX1SMU PURCHASE 7,282.77 NT COLTV SHORT T/D 11 DEC 23 S/D 11 DEC 23 NT COLLECTIVE SHORT TERM INVT FD	- 7,282.77	- 18,041.78	- 7,282.77	- 18,041.78
11 Dec 23 11 Dec 23	7A5G62U SALE 250 ALIA GROUADR T/D 7 DEC 23 S/D 11 DEC 23 ADR ALIBABA GRP HLDG LTD SPON ADS E ACH REP 8 ORD SHS ADS	18,041.77	- 0.01	18,041.77	- 0.01
12 Dec 23 12 Dec 23	249555W PURCHASE 50 HDFC BANKSADR T/D 8 DEC 23 S/D 12 DEC 23 ADR HDFC BK LTD ADR REPSTG 3 SHS	- 3,215.47	- 3,215.48	- 3,215.47	- 3,215.48
12 Dec 23 12 Dec 23	249555W PURCHASE 60 HDFC BANKSADR T/D 8 DEC 23 S/D 12 DEC 23 ADR HDFC BK LTD ADR REPSTG 3 SHS	- 3,870.31	- 7,085.79	- 3,870.31	- 7,085.79
12 Dec 23 12 Dec 23	7AX1SMU SALE 7,085.78 NT COLTV SHORT T/D 12 DEC 23 S/D 12 DEC 23 NT COLLECTIVE SHORT TERM INVT FD	7,085.78	- 0.01	7,085.78	- 0.01
13 Dec 23 13 Dec 23	249555W PURCHASE 230 HDFC BANKSADR T/D 11 DEC 23 S/D 13 DEC 23 ADR HDFC BK LTD ADR REPSTG 3 SHS	- 14,914.95	- 14,914.96	- 14,914.95	- 14,914.96
13 Dec 23 13 Dec 23	7AX1SMU SALE 14,914.95 NT COLTV SHORT T/D 13 DEC 23 S/D 13 DEC 23 NT COLLECTIVE SHORT TERM INVT FD	14,914.95	- 0.01	14,914.95	- 0.01
14 Dec 23 14 Dec 23	FOREIGN CURRENCY PURCHASED DEAL OF 12 DEC 23 USD/HKD RATE 7.808881 WITH NORTHERN TRUST COMPANY, CHICAGO	5,477.33	5,477.32	5,477.33	5,477.32
14 Dec 23 14 Dec 23	2113382 PURCHASE 270 TAIN SEMISADR T/D 12 DEC 23 S/D 14 DEC 23 ADR TAIWAN SEMICONDUCTOR MANUFACTURING SPON ADS EACH REP 5 ORD TWD10	- 27,320.12	- 21,842.80	- 27,320.12	- 21,842.80
14 Dec 23 14 Dec 23	249555W PURCHASE 190 HDFC BANKSADR T/D 12 DEC 23 S/D 14 DEC 23 ADR HDFC BK LTD ADR REPSTG 3 SHS	- 12,283.58	- 34,126.38	- 12,283.58	- 34,126.38
14 Dec 23 14 Dec 23	7AX1SMU SALE 28,424.43 NT COLTV SHORT T/D 14 DEC 23 S/D 14 DEC 23 NT COLLECTIVE SHORT TERM INVT FD	28,424.43	- 5,701.95	28,424.43	- 5,701.95
14 Dec 23 14 Dec 23	7A5G62U SALE 80 ALIA GROUADR T/D 12 DEC 23 S/D 14 DEC 23 ADR ALIBABA GRP HLDG LTD SPON ADS E ACH REP 8 ORD SHS ADS	5,701.94	- 0.01	5,701.94	- 0.01
15 Dec 23 15 Dec 23	SEC LENDING FEES FROM GLOBAL EQUITY FOR THE MONTH OF NOVEMBER 2023	- 23.73	- 23.74	- 23.73	- 23.74
15 Dec 23 15 Dec 23	SEC LENDING INCOME FROM GLOBAL EQUITY FOR THE MONTH OF NOVEMBER 2023	59.48	35.74	59.48	35.74

Portfolio Statement

1 DEC 23 - 31 DEC 23

Account number XXXXXXXXXX
Account Name UFCW TRI-STATE

◆ Cash Activity Detail U.S. DOLLARS - USD

Page 72 of 82

Value Date Entry Date	Transaction Narrative	Local Receipt/ Disbursement	USD Balance	Base Receipt/ Disbursement	Balance
15 Dec 23	249555W PURCHASE 160 HDFC BANKSADR T/D 13 DEC 23 S/D 15 DEC 23	- 10,433.74	- 10,398.00	- 10,433.74	- 10,398.00
15 Dec 23	ADR HDFC BK LTD ADR REPSTG 3 SHS				
15 Dec 23	7AX1SMU PURCHASE 1,554.91 NT COLTV SHORT T/D 15 DEC 23 S/D 15 DEC 23	- 1,554.91	- 11,952.91	- 1,554.91	- 11,952.91
15 Dec 23	NT COLLECTIVE SHORT TERM INVT FD				
15 Dec 23	7A5G62U SALE 170 ALIA GROUADR T/D 13 DEC 23 S/D 15 DEC 23	11,988.65	35.74	11,988.65	35.74
15 Dec 23	ADR ALIBABA GRP HLDG LTD SPON ADS E ACH REP 8 ORD SHS ADS				
18 Dec 23	FOREIGN CURRENCY PURCHASED DEAL OF 14 DEC 23 USD/EUR RATE 1.098121	22,390.06	22,425.80	22,390.06	22,425.80
18 Dec 23	WITH NORTHERN TRUST COMPANY, CHICAGO				
18 Dec 23	MACS FOR NOV 2023	- 1.55	22,424.25	- 1.55	22,424.25
18 Dec 23					
18 Dec 23	7AX1SMU PURCHASE 22,424.26 NT COLTV SHORT T/D 18 DEC 23 S/D 18 DEC 23	- 22,424.26	- 0.01	- 22,424.26	- 0.01
18 Dec 23	NT COLLECTIVE SHORT TERM INVT FD				
19 Dec 23	1A2WNLU SALE 360 ALKERMES T/D 15 DEC 23 S/D 19 DEC 23	9,887.32	9,887.31	9,887.32	9,887.31
19 Dec 23	ALKERMES PLC SHS				
19 Dec 23	2113382 SALE 190 TAIN SEMISADR T/D 15 DEC 23 S/D 19 DEC 23	19,461.55	29,348.86	19,461.55	29,348.86
19 Dec 23	ADR TAIWAN SEMICONDUCTOR MANUFACTURING SPON ADS EACH REP 5 ORD TWD10				
19 Dec 23	224749W SALE 440 ICICI BK ADR T/D 15 DEC 23 S/D 19 DEC 23	10,770.01	40,118.87	10,770.01	40,118.87
19 Dec 23	ADR ICICI BK LTD				
19 Dec 23	249555W SALE 150 HDFC BANKSADR T/D 15 DEC 23 S/D 19 DEC 23	9,912.29	50,031.16	9,912.29	50,031.16
19 Dec 23	ADR HDFC BK LTD ADR REPSTG 3 SHS				
19 Dec 23	5AYFACU SALE 35 ATLASSIANPAR T/D 15 DEC 23 S/D 19 DEC 23	8,010.82	58,041.98	8,010.82	58,041.98
19 Dec 23	ATLASSIAN CORP CL A				
19 Dec 23	6A7NNSU SALE 140 APTIV T/D 15 DEC 23 S/D 19 DEC 23	12,178.85	70,220.83	12,178.85	70,220.83
19 Dec 23	APTIV PLC COM USD				
19 Dec 23	622500U SALE 920 MELO RESOADR T/D 15 DEC 23 S/D 19 DEC 23	7,905.31	78,126.14	7,905.31	78,126.14
19 Dec 23	MELCO RESORTS & ENTERTAINMENT LIMITED				
19 Dec 23	688051U SALE 14 MERCADOLI T/D 15 DEC 23 S/D 19 DEC 23	22,490.85	100,616.99	22,490.85	100,616.99
19 Dec 23	MERCADOLIBRE INC COM STK				
19 Dec 23	7AX1SMU PURCHASE 131,076 NT COLTV SHORT T/D 19 DEC 23 S/D 19 DEC 23	- 131,076.00	- 30,459.01	- 131,076.00	- 30,459.01
19 Dec 23	NT COLLECTIVE SHORT TERM INVT FD				
19 Dec 23	7A3WV2U SALE 18 ASML HOLDUNSADR T/D 15 DEC 23 S/D 19 DEC 23	13,520.77	- 16,938.24	13,520.77	- 16,938.24
19 Dec 23	ADR ASML HLDG NV NY REG 2012 (POST REV SPLIT)				
19 Dec 23	7A71NCU SALE 850 TECHNIPFM T/D 15 DEC 23 S/D 19 DEC 23	16,938.23	- 0.01	16,938.23	- 0.01
19 Dec 23	TECHNIPFMC PLC COM USD1				

Portfolio Statement

1 DEC 23 - 31 DEC 23

Account number XXXXXXXXXX
Account Name UFCW TRI-STATE

◆ Cash Activity Detail U.S. DOLLARS - USD

Page 73 of 82

Value Date Entry Date	Transaction Narrative	Local Receipt/ Disbursement	USD Balance	Base Receipt/ Disbursement	Balance
20 Dec 23 20 Dec 23	FOREIGN CURRENCY PURCHASED DEAL OF 18 DEC 23 USD/DKK RATE 6.836465 WITH NORTHERN TRUST COMPANY, CHICAGO	15,399.54	15,399.53	15,399.54	15,399.53
20 Dec 23 20 Dec 23	FOREIGN CURRENCY PURCHASED DEAL OF 18 DEC 23 USD/EUR RATE 1.090427 WITH NORTHERN TRUST COMPANY, CHICAGO	8,037.18	23,436.71	8,037.18	23,436.71
20 Dec 23 20 Dec 23	FOREIGN CURRENCY PURCHASED DEAL OF 18 DEC 23 USD/EUR RATE 1.090427 WITH NORTHERN TRUST COMPANY, CHICAGO	19,885.77	43,322.48	19,885.77	43,322.48
20 Dec 23 20 Dec 23	FOREIGN CURRENCY PURCHASED DEAL OF 18 DEC 23 USD/EUR RATE 1.090427 WITH NORTHERN TRUST COMPANY, CHICAGO	24,551.44	67,873.92	24,551.44	67,873.92
20 Dec 23 20 Dec 23	FOREIGN CURRENCY PURCHASED DEAL OF 18 DEC 23 USD/EUR RATE 1.090427 WITH NORTHERN TRUST COMPANY, CHICAGO	10,798.44	78,672.36	10,798.44	78,672.36
20 Dec 23 20 Dec 23	FOREIGN CURRENCY PURCHASED DEAL OF 18 DEC 23 USD/EUR RATE 1.090427 WITH NORTHERN TRUST COMPANY, CHICAGO	20,256.82	98,929.18	20,256.82	98,929.18
20 Dec 23 20 Dec 23	FOREIGN CURRENCY PURCHASED DEAL OF 18 DEC 23 USD/EUR RATE 1.090427 WITH NORTHERN TRUST COMPANY, CHICAGO	19,529.20	118,458.38	19,529.20	118,458.38
20 Dec 23 20 Dec 23	FOREIGN CURRENCY PURCHASED DEAL OF 18 DEC 23 USD/EUR RATE 1.090427 WITH NORTHERN TRUST COMPANY, CHICAGO	22,781.41	141,239.79	22,781.41	141,239.79
20 Dec 23 20 Dec 23	FOREIGN CURRENCY PURCHASED DEAL OF 18 DEC 23 USD/EUR RATE 1.090427 WITH NORTHERN TRUST COMPANY, CHICAGO	12,461.65	153,701.44	12,461.65	153,701.44
20 Dec 23 20 Dec 23	FOREIGN CURRENCY PURCHASED DEAL OF 18 DEC 23 USD/HKD RATE 7.79878 WITH NORTHERN TRUST COMPANY, CHICAGO	15,601.77	169,303.21	15,601.77	169,303.21
20 Dec 23 20 Dec 23	FOREIGN CURRENCY PURCHASED DEAL OF 18 DEC 23 USD/HKD RATE 7.79878 WITH NORTHERN TRUST COMPANY, CHICAGO	5,580.28	174,883.49	5,580.28	174,883.49
20 Dec 23 20 Dec 23	FOREIGN CURRENCY PURCHASED DEAL OF 18 DEC 23 USD/HKD RATE 7.79878 WITH NORTHERN TRUST COMPANY, CHICAGO	8,555.17	183,438.66	8,555.17	183,438.66
20 Dec 23 20 Dec 23	FOREIGN CURRENCY PURCHASED DEAL OF 18 DEC 23 USD/JPY RATE 143.124408 WITH NORTHERN TRUST COMPANY, CHICAGO	7,645.21	191,083.87	7,645.21	191,083.87
20 Dec 23 20 Dec 23	FOREIGN CURRENCY PURCHASED DEAL OF 18 DEC 23 USD/JPY RATE 143.124408 WITH NORTHERN TRUST COMPANY, CHICAGO	11,763.47	202,847.34	11,763.47	202,847.34
20 Dec 23 20 Dec 23	FOREIGN CURRENCY PURCHASED DEAL OF 18 DEC 23 USD/JPY RATE 143.124408 WITH NORTHERN TRUST COMPANY, CHICAGO	7,727.89	210,575.23	7,727.89	210,575.23
20 Dec 23 20 Dec 23	FOREIGN CURRENCY PURCHASED DEAL OF 18 DEC 23 USD/JPY RATE 143.124408 WITH NORTHERN TRUST COMPANY, CHICAGO	8,196.75	218,771.98	8,196.75	218,771.98
20 Dec 23 20 Dec 23	FOREIGN CURRENCY PURCHASED DEAL OF 18 DEC 23 USD/NOK RATE 10.426635 WITH NORTHERN TRUST COMPANY, CHICAGO	8,372.38	227,144.36	8,372.38	227,144.36

Portfolio Statement

1 DEC 23 - 31 DEC 23

Account number XXXXXXXXXX
Account Name UFCW TRI-STATE

◆ Cash Activity Detail U.S. DOLLARS - USD

Page 74 of 82

Value Date Entry Date	Transaction Narrative	Local Receipt/ Disbursement	USD Balance	Base Receipt/ Disbursement	Balance
20 Dec 23 20 Dec 23	FOREIGN CURRENCY PURCHASED DEAL OF 18 DEC 23 USD/STG RATE 1.263588 WITH NORTHERN TRUST COMPANY, CHICAGO	8,770.13	235,914.49	8,770.13	235,914.49
20 Dec 23 20 Dec 23	FOREIGN CURRENCY PURCHASED DEAL OF 18 DEC 23 USD/STG RATE 1.263588 WITH NORTHERN TRUST COMPANY, CHICAGO	19,535.99	255,450.48	19,535.99	255,450.48
20 Dec 23 20 Dec 23	FOREIGN CURRENCY SOLD DEAL OF 18 DEC 23 EUR/USD RATE 1.093374 WITH NORTHERN TRUST COMPANY, CHICAGO	- 2,618.79	252,831.69	- 2,618.79	252,831.69
20 Dec 23 20 Dec 23	FOREIGN CURRENCY SOLD DEAL OF 19 DEC 23 EUR/USD RATE 1.097978 WITH NORTHERN TRUST COMPANY, CHICAGO	- 2,283.68	250,548.01	- 2,283.68	250,548.01
20 Dec 23 20 Dec 23	7AX1SMU PURCHASE 250,548.02 NT COLTV SHORT T/D 20 DEC 23 S/D 20 DEC 23 NT COLLECTIVE SHORT TERM INVT FD	- 250,548.02	- 0.01	- 250,548.02	- 0.01
21 Dec 23 21 Dec 23	FOREIGN CURRENCY PURCHASED DEAL OF 19 DEC 23 USD/HKD RATE 7.80168 WITH NORTHERN TRUST COMPANY, CHICAGO	10,949.70	10,949.69	10,949.70	10,949.69
21 Dec 23 21 Dec 23	FOREIGN CURRENCY SOLD DEAL OF 19 DEC 23 EUR/USD RATE 1.098578 WITH NORTHERN TRUST COMPANY, CHICAGO	- 7,143.31	3,806.38	- 7,143.31	3,806.38
21 Dec 23 21 Dec 23	FOREIGN CURRENCY SOLD DEAL OF 19 DEC 23 EUR/USD RATE 1.098578 WITH NORTHERN TRUST COMPANY, CHICAGO	- 4,467.64	- 661.26	- 4,467.64	- 661.26
21 Dec 23 21 Dec 23	FOREIGN CURRENCY SOLD DEAL OF 19 DEC 23 EUR/USD RATE 1.098694 WITH NORTHERN TRUST COMPANY, CHICAGO	- 2,043.03	- 2,704.29	- 2,043.03	- 2,704.29
21 Dec 23 21 Dec 23	7AX1SMU SALE 2,704.28 NT COLTV SHORT T/D 21 DEC 23 S/D 21 DEC 23 NT COLLECTIVE SHORT TERM INVT FD	2,704.28	- 0.01	2,704.28	- 0.01
22 Dec 23 22 Dec 23	FOREIGN CURRENCY PURCHASED DEAL OF 20 DEC 23 USD/EUR RATE 1.093225 WITH NORTHERN TRUST COMPANY, CHICAGO	13,554.07	13,554.06	13,554.07	13,554.06
22 Dec 23 22 Dec 23	FOREIGN CURRENCY PURCHASED DEAL OF 20 DEC 23 USD/HKD RATE 7.806281 WITH NORTHERN TRUST COMPANY, CHICAGO	11,068.91	24,622.97	11,068.91	24,622.97
22 Dec 23 22 Dec 23	FOREIGN CURRENCY PURCHASED DEAL OF 21 DEC 23 USD/EUR RATE 1.098221 WITH NORTHERN TRUST COMPANY, CHICAGO	10,391.51	35,014.48	10,391.51	35,014.48
22 Dec 23 22 Dec 23	FOREIGN CURRENCY SOLD DEAL OF 20 DEC 23 DKK/USD RATE 6.80755 WITH NORTHERN TRUST COMPANY, CHICAGO	- 47,996.14	- 12,981.66	- 47,996.14	- 12,981.66
22 Dec 23 22 Dec 23	FOREIGN CURRENCY SOLD DEAL OF 20 DEC 23 EUR/USD RATE 1.096577 WITH NORTHERN TRUST COMPANY, CHICAGO	- 893.53	- 13,875.19	- 893.53	- 13,875.19
22 Dec 23 22 Dec 23	TRANSFERRED TO INVESTMENT MANAGEMENT ADVISORY ACCOUNT XXXXXXXXXX ,	- 400,000.00	- 413,875.19	- 400,000.00	- 413,875.19
22 Dec 23 22 Dec 23	7AX1SMU SALE 413,875.18 NT COLTV SHORT T/D 22 DEC 23 S/D 22 DEC 23 NT COLLECTIVE SHORT TERM INVT FD	413,875.18	- 0.01	413,875.18	- 0.01

Portfolio Statement

1 DEC 23 - 31 DEC 23

Account number [REDACTED]
Account Name UFCW TRI-STATE

◆ Cash Activity Detail U.S. DOLLARS - USD

Page 75 of 82

Value Date Entry Date	Transaction Narrative	Local Receipt/ Disbursement	USD Balance	Base Receipt/ Disbursement	Balance
27 Dec 23	FOREIGN CURRENCY PURCHASED DEAL OF 21 DEC 23 USD/HKD RATE 7.811581	10,903.05	10,903.04	10,903.05	10,903.04
27 Dec 23	WITH NORTHERN TRUST COMPANY, CHICAGO				
27 Dec 23	FOREIGN CURRENCY SOLD DEAL OF 21 DEC 23 DKK/USD RATE 6.773077 WITH	- 17,543.38	- 6,640.34	- 17,543.38	- 6,640.34
27 Dec 23	NORTHERN TRUST COMPANY, CHICAGO				
27 Dec 23	FOREIGN CURRENCY SOLD DEAL OF 21 DEC 23 DKK/USD RATE 6.773077 WITH	- 7,247.76	- 13,888.10	- 7,247.76	- 13,888.10
27 Dec 23	NORTHERN TRUST COMPANY, CHICAGO				
27 Dec 23	7AX1SMU SALE 13,888.09 NT COLTV SHORT T/D 27 DEC 23 S/D 27 DEC 23	13,888.09	- 0.01	13,888.09	- 0.01
27 Dec 23	NT COLLECTIVE SHORT TERM INVT FD				
28 Dec 23	FOREIGN CURRENCY PURCHASED DEAL OF 22 DEC 23 USD/HKD RATE 7.815982	8,648.42	8,648.41	8,648.42	8,648.41
28 Dec 23	WITH NORTHERN TRUST COMPANY, CHICAGO				
28 Dec 23	FOREIGN CURRENCY PURCHASED DEAL OF 22 DEC 23 USD/HKD RATE 7.815982	1,735.40	10,383.81	1,735.40	10,383.81
28 Dec 23	WITH NORTHERN TRUST COMPANY, CHICAGO				
28 Dec 23	7AX1SMU PURCHASE 10,383.82 NT COLTV SHORT T/D 28 DEC 23 S/D 28 DEC 23	- 10,383.82	- 0.01	- 10,383.82	- 0.01
28 Dec 23	NT COLLECTIVE SHORT TERM INVT FD				
29 Dec 23	FOREIGN CURRENCY PURCHASED DEAL OF 27 DEC 23 USD/EUR RATE 1.109512	3,170.51	3,170.50	3,170.51	3,170.50
29 Dec 23	WITH NORTHERN TRUST COMPANY, CHICAGO				
29 Dec 23	FOREIGN CURRENCY PURCHASED DEAL OF 29 DEC 23 USD/EUR RATE 1.106184	119.58	3,290.08	119.58	3,290.08
29 Dec 23	WITH NORTHERN TRUST COMPANY, CHICAGO				
29 Dec 23	7AX1SMU PURCHASE 3,170.51 NT COLTV SHORT T/D 29 DEC 23 S/D 29 DEC 23	- 3,170.51	119.57	- 3,170.51	119.57
29 Dec 23	NT COLLECTIVE SHORT TERM INVT FD				
Ending cash balance			119.57		119.57

◆ Foreign Exchange Rates to USD

Page 76 of 82

Country	Currency	Currency symbol	Exchange rate	% change
Afghanistan	Afghanistani afghani	AFN	70.51855000	1.32%
Albania	Albanian lek	ALL	94.06000000	0.92%
Algeria	Algerian dinar	DZD	134.28655000	- 0.22%
Angola	Angolan kwanza	AOA	841.67400000	0.47%
Argentina	Argentine austral	ARA	808.49600000	124.22%
Argentina	Argentine peso	ARS	808.49600000	124.22%
Armenia	Armenian dram	AMD	404.12000000	0.59%
Aruba	Aruban Florin	AWG	1.79000000	0.00%
Australia	Australian dollar	AUD	1.46552350	- 2.83%
Austria	Austrian schilling	ATS	12.45670000	- 1.23%
Azerbaijan	Azerbaijani Manat	AZN	1.70000000	- 0.15%
Bahamas	Bahamian dollar	BSD	1.00000000	0.00%
Bahrain	Bahraini dinar	BHD	0.37680000	- 0.05%
Bangladesh	Bangladesh taka	BDT	109.75000000	- 0.45%
Barbados	Barbados dollar	BBD	2.00000000	0.00%
Belarus	Belarussian ruble	BYN	3.30000000	0.15%
Belgium	Belgian financial franc	BEL	36.51825000	- 1.23%
Belgium	Belgian franc	BEF	36.51825000	- 1.23%
Belize	Belize dollar	BZD	2.00000000	0.00%
Bermuda	Bermudian dollar	BMD	1.00000000	0.00%
Bhutan	Bhutan ngultrum	BTN	83.21375000	- 0.22%
Bolivia	Bolivian boliviano	BOB	6.91000000	0.00%
Bosnia And Herzegovina	Bosnia and Herzegovina convertible marks	BAM	1.77055000	- 1.23%
Botswana	Botswana pula	BWP	13.38688080	- 1.67%
Brazil	Brazilian real	BRL	4.85760000	- 1.51%
Bulgaria	Bulgarian new lev	BGN	1.77055000	- 1.23%
Burundi	Burundi franc	BIF	2,847.52975000	0.11%

◆ Foreign Exchange Rates to USD

Page 77 of 82

Country	Currency	Currency symbol	Exchange rate	% change
Canada	Canadian dollar	CAD	1.31860000	- 2.75%
Cape Verde	Cape Verde escudo	CVE	100.05135000	- 0.78%
Cayman Islands	Cayman Islands dollar	KYD	0.82000000	0.00%
Central French African Region	Central French African franc (BEAC)	XAF	593.81435000	- 1.23%
Central French African Region Bceao	Central French African franc (BCEAO)	XOF	593.81435000	- 1.23%
Chile	Chilean peso	CLP	873.28500000	0.59%
Chile	Chilean unidades de fomento	CLF	0.02376130	- 0.07%
China	Chinese yuan renminbi	CNY	7.09220000	- 0.54%
China	HK offshore Chinese Yuan Renminbi	CNH	7.12060000	- 0.29%
Colombia	Colombian peso	COP	3,874.00000000	- 4.46%
Comoros	Comoro franc	KMF	445.36075000	- 1.23%
Costa Rica	Costa Rican colon	CRC	521.09000000	- 1.91%
Croatia	Croatian kuna	HRK	6.82070000	- 1.23%
Cyprus	Cypriot pound	CYP	0.52985000	- 1.23%
Czech Republic	Czech koruna	CZK	22.34960000	0.25%
Denmark	Danish krone	DKK	6.74835000	- 1.24%
Djibouti	Djibouti franc	DJF	177.85145000	0.06%
Dominican Republic	Dominican peso	DOP	58.06000000	2.00%
East Caribbean Region	East Caribbean dollar	XCD	2.70000000	0.00%
Ecuador	Ecuadorian sucre	ECS	25,000.00000000	0.00%
Egypt	Egyptian pound	EGP	30.92500000	0.08%
El Salvador	El Salvador colon	SVC	8.75000000	0.00%
Eritrea	Eritrea nakfa	ERN	15.00000000	0.00%
Estonia	Estonian kroon	EEK	14.16430000	- 1.23%
Ethiopia	Ethiopian birr	ETB	56.15000000	0.31%
Europe Region	European currency unit (E.C.U.)	XEU	0.90526410	- 1.23%
European Union	Euro	EUR	0.90526410	- 1.23%

◆ Foreign Exchange Rates to USD

Page 78 of 82

Country	Currency	Currency symbol	Exchange rate	% change
Fiji	Fiji dollar	FJD	2.21415000	- 1.83%
Finland	Finnish markka	FIM	5.38245000	- 1.23%
France	French franc	FRF	5.93810000	- 1.23%
Gambia	Gambia dalasi	GMD	67.19500000	6.96%
Georgia	Georgian lari	GEL	2.69000000	- 0.48%
Germany	German deutsche mark	DEM	1.77055000	- 1.23%
Ghana	New Ghana Cedi	GHS	11.91500000	- 0.71%
Gibraltar	Gibraltar pound	GIP	0.78443670	- 0.69%
Gold	Gold	XAU	0.00048410	- 1.32%
Greece	Greek drachma	GRD	308.46875000	- 1.23%
Guatemala	Guatemalan quetzal	GTQ	7.82700000	- 0.02%
Guinea	Guinea franc	GNF	8,596.67500000	0.59%
Haiti	Haitian gourde	HTG	131.75870000	- 0.35%
Honduras	Honduran lempira	HNL	24.74500000	0.11%
Hong Kong	Hong Kong dollar	HKD	7.80855000	- 0.02%
Hungary	Hungarian forint	HUF	346.00555000	- 0.93%
Iceland	Iceland krona	ISK	135.87000000	- 1.63%
India	Indian rupee	INR	83.21375000	- 0.22%
Indonesia	Indonesian rupiah	IDR	15,397.00000000	- 0.73%
Iraq	Iraqi dinar	IQD	1,310.00000000	0.00%
Ireland	Irish pound	IEP	0.71296160	- 1.23%
Israel	New Israeli shekel	ILS	3.60090000	- 3.31%
Italy	Italian lira	ITL	1,752.83580000	- 1.23%
Jamaica	Jamaican dollar	JMD	154.40955000	- 0.71%
Japan	Japanese yen	JPY	140.98000000	- 4.64%
Jordan	Jordanian dinar	JOD	0.71005000	0.07%
Kazakhstan	Kazakhstan tenge	KZT	455.89000000	- 0.76%

◆ Foreign Exchange Rates to USD

Page 79 of 82

Country	Currency	Currency symbol	Exchange rate	% change
Kenya	Kenyan shilling	KES	157.00000000	2.45%
Korea, Democratic People's Republic Of	North Korean won	KPW	130.00000000	0.00%
Korea, Republic Of	South Korean won	KRW	1,287.90000000	- 0.17%
Kuwait	Kuwaiti dinar	KWD	0.30725000	- 0.49%
Lao People's Democratic Republic	Laotian kip	LAK	20,566.71500000	- 0.51%
Latvia	Latvian lats	LVL	0.63620000	- 1.23%
Lebanon	Lebanese pound	LBP	15,025.75000000	0.10%
Lesotho	Lesotho loti	LSL	18.28750000	- 3.50%
Liberia	Liberian dollar	LRD	192.00000000	0.26%
Lithuania	Lithuanian litas	LTL	3.12570000	- 1.23%
Luxembourg	Luxembourg franc	LUF	36.51825000	- 1.23%
Macau	Macau pataca	MOP	8.04280000	- 0.02%
Madagascar	Madagascar Ariary	MGA	4,578.70000000	2.13%
Malawi	Malawi kwacha	MWK	1,683.36500000	0.00%
Malaysia	Malaysian ringgit	MYR	4.59500000	- 1.38%
Maldives	Maldives rufiyaa	MVR	15.40000000	0.06%
Malta	Maltese lira	MTL	0.38865000	- 1.22%
Mauritania	Mauritania ouguiya	MRU	39.48000000	- 0.10%
Mauritius	Mauritius rupee	MUR	44.02000000	- 0.18%
Mexico	Mexican peso	MXN	16.93450000	- 2.52%
Mexico	Mexican unidad de inversion (UDI)	MXV	7.87390000	0.16%
Moldova	Moldovan leu	MDL	17.29800000	- 2.55%
Mongolia	Mongolian tugrik	MNT	3,441.00000000	- 0.55%
Morocco	Moroccan dirham	MAD	9.86890000	- 2.09%
Mozambique	Mozambique metical	MZN	63.86000000	- 0.04%
Myanmar	Myanmar kyat	MMK	2,100.00000000	- 0.04%
Namibia	Namibian dollar	NAD	18.28750000	- 3.50%

Portfolio Statement

1 DEC 23 - 31 DEC 23

Account number XXXXXXXXXX
Account Name UFCW TRI-STATE

◆ Foreign Exchange Rates to USD

Page 80 of 82

Country	Currency	Currency symbol	Exchange rate	% change
Nepal	Nepalese rupee	NPR	133.14200000	- 0.22%
Netherlands	Netherlands guilder	NLG	1.99495000	- 1.23%
Netherlands Antilles	Netherlands Antillean guilder	ANG	1.79000000	0.00%
New Zealand	New Zealand dollar	NZD	1.57940450	- 2.45%
Nicaragua	Nicaraguan cordoba oro	NIO	36.68500000	- 0.18%
Nigeria	Nigerian naira	NGN	897.50000000	13.68%
North America Region	XNY YUAN ONSHORE	XNY	7.09220000	- 0.54%
Norway	Norwegian krone	NOK	10.15570000	- 5.78%
Oman	Omani Rial	OMR	0.38500000	- 0.01%
Pakistan	Pakistan rupee	PKR	281.12500000	- 1.36%
Palladium Ounce	Palladium Ounce	XPD	1,106.14500000	9.14%
Panama	Panamanian balboa	PAB	1.00000000	0.00%
Papua New Guinea	Papua New Guinea kina	PGK	3.73090000	0.10%
Paraguay	Paraguay guarani	PYG	7,277.00000000	- 1.92%
Peru	Peruvian nuevo sol	PEN	3.70260000	- 0.83%
Philippines	Philippine peso	PHP	55.37500000	- 0.21%
Platinum	Platinum	XPT	0.00099790	- 7.28%
Poland	Polish zloty	PLN	3.93225000	- 1.45%
Portugal	Portuguese escudo	PTE	181.48915000	- 1.23%
Qatar	Qatari riyal	QAR	3.64100000	0.00%
Romania	NEW ROMANIAN LEU	RON	4.50360000	- 1.09%
Romania	Romanian leu	ROL	45,036.00000000	- 1.09%
Russian Federation	Russian ruble	RUB	89.40000000	- 0.28%
Rwanda	Rwanda franc	RWF	1,260.05000000	1.07%
REPUBLIC OF NORTH MACEDONIA	Macedonian denar	MKD	55.65500000	- 1.43%
Sao Tome & Principe	Sao Tome & Principe Dobra	STN	22.40425000	- 0.45%
Sao Tome & Principe	Sao Tome and Principe dobra	STD	21,035.00000000	0.00%

◆ Foreign Exchange Rates to USD

Page 81 of 82

Country	Currency	Currency symbol	Exchange rate	% change
Saudi Arabia	Saudi riyal	SAR	3.75000000	- 0.04%
Serbia	Serbian Dinar	RSD	106.13000000	- 1.20%
Sierra Leone	Sierra Leone leone	SLL	22,816.43165000	1.25%
Sierra Leone	Sierra Leone Leone (New)	SLE	22.90000000	1.89%
Silver	Silver	XAG	0.04185060	5.46%
Singapore	Singapore dollar	SGD	1.31910000	- 1.16%
Slovakia	Slovak koruna	SKK	27.27200000	- 1.23%
Slovenia	Slovenia tolar	SIT	216.93750000	- 1.23%
Solomon Islands	Soloman Islands dollar	SBD	8.47457620	0.00%
Somalia	Somali shilling	SOS	571.37500000	0.00%
South Africa	South African rand	ZAR	18.28750000	- 3.50%
Spain	Spanish peseta	ESP	150.62325000	- 1.23%
Sri Lanka	Sri Lankan rupee	LKR	323.75500000	- 1.29%
Sudan	Sudanese Pound	SDG	600.37070000	- 0.01%
Swaziland	Swaziland lilangeni	SZL	18.28750000	- 3.50%
Sweden	Swedish krona	SEK	10.07785000	- 3.83%
Switzerland	Swiss franc	CHF	0.84165000	- 3.21%
Syrian Arab Republic	Syrian pound	SYP	13,001.50000000	0.00%
SDR International Monetary Fund	SDR International Monetary Fund (I.M.F.)	XDR	0.74405000	- 0.80%
Taiwan	New Taiwan dollar	TWD	30.69050000	- 1.76%
Tajikistan	Tajik somoni	TJS	10.93810000	0.21%
Tanzania, United Republic Of	Tanzanian shilling	TZS	2,508.87000000	0.35%
Thailand	Thai baht	THB	34.13250000	- 2.97%
Trinidad and Tobago	Trinidad and Tobago dollar	TTD	6.74640000	0.07%
Tunisia	Tunisian dinar	TND	3.07510000	- 1.22%
Turkey	Turkish lira	TRY	29.53400000	2.36%
Uganda	Uganda shilling	UGX	3,780.00000000	- 1.05%

Portfolio Statement

1 DEC 23 - 31 DEC 23

Account number [REDACTED]
Account Name UFCW TRI-STATE

◆ Foreign Exchange Rates to USD

Page 82 of 82

Country	Currency	Currency symbol	Exchange rate	% change
Ukraine	Ukrainian hryvnia	UAH	38.15000000	4.95%
United Arab Emirates	United Arab Emirates dirham	AED	3.67275000	0.01%
United Kingdom	British pound sterling	GBP	0.78443670	- 0.69%
Uruguay	Uruguayan peso uruguayo	UYU	39.04000000	- 0.17%
Uzbekistan	Uzbekistan sum	UZS	12,338.77000000	0.33%
Venezuela	Venezuelan bolivar fuerte	VEF	35.88560000	1.23%
Vietnam	Vietnamese dong	VND	24,262.00000000	0.01%
Yemen	Yemeni rial	YER	250.21500000	- 0.04%
Zambia	Zambian Kwacha	ZMW	25.71030000	8.37%
Zimbabwe	RTGS Dollar	ZWL	6,074.19500000	1.10%
Zimbabwe	Zimbabwe dollar	ZWR	379.50000000	0.00%

Portfolio Statements

1 DEC 23 - 31 DEC 23

◆ Contents

	Page
Change in Book and Market Value	1
Change in Cash Value	2
Asset Summary	3
Asset Detail - Base Currency	6
Investment Transaction Summary	28
Investment Transaction Detail	29
Pending Tran Detail w/Accrued Interest	48
Income & Expense Summary	49
Income & Expense Detail - Base Currency	51
* Funding & Disbursement Summary	82
* Funding & Disbursement Detail	83
* Capital Change Detail	84
* Other Corporate Actions	85
Foreign Exchange Gain/Loss Summary	86
Foreign Exchange Gain/Loss Detail	87
Cash Activity Detail	90
Foreign Exchange Rates to USD	109

Account Name
UFCW TRI-STATE - LAZARD FRERES

Account Number
[REDACTED]

Questions?

If you have any questions about this report, call your Northern Trust account administrator.

You may have the right under applicable federal banking law to receive, at no additional cost, separate notifications of securities transactions effected for your account. If you wish to receive separate notifications, please contact your relationship officer.

*No Data Available

Northern Trust

Generated by Northern Trust from periodic data on 12 Jan 24

Portfolio Statement

1 DEC 23 - 31 DEC 23

Account Name UFCW TRI-STATE - LAZARD FRERES
Account number [REDACTED]

◆ Notifications

Please note that this report has been created using the best available data. This report may also contain information provided by third parties, derived by third parties or derived from third party data and/or data that may have been categorized or otherwise reported based upon client direction - Northern Trust assumes no responsibility for the accuracy, timeliness or completeness of any such information. If you have questions regarding third party data or direction as it relates to this report, please contact your Northern Trust relationship team.

Although most valuation statements are received periodically from the relevant provider, pricing information may be received by Northern Trust as often as daily. As such, pricing information reported within this template, when scheduled against 'Daily Reporting', may be more current than the valuation statement date information. In these instances, the 'Price Date' field will indicate this with a date more current than the Valuation Statement and Statement Received dates.

Please note that this status summary report has been prepared using best available data, including data provided by the fund company and/or client which may, where indicated, represent preliminary or estimated values. The values contained in the status summary report are not intended to represent or suggest any statement about fair value. This report may also utilize information provided by other third parties, derived by third parties or from third party data and/or data that may have been categorized or otherwise reported based upon client direction - Northern Trust assumes no responsibility for the accuracy, timeliness or completeness of any such information. Northern Trust assumes no responsibility for the consequences of investment decisions made in reliance on information contained in this report. If you have questions regarding third party data or direction as it relates to this report, please contact your Northern Trust relationship team.

Although this report has been prepared using information believed to be reliable, it may contain information provided by third parties or derived from third party information, and/or information that may have been obtained from, categorized or otherwise reported based upon client direction. The Northern Trust Company does not guarantee the accuracy, timeliness or completeness of any such information. The information included in this report is intended to assist clients with their financial reporting needs, but you must consult with your accountants, auditors and/or legal counsel to ensure your accounting and financial reporting complies with applicable laws, regulations and accounting guidance. The Northern Trust Company and its affiliates shall have no responsibility for the consequences of investment decisions made in reliance on information contained in this report.

Unitized fund trades may be using a preliminary or last known NAV price. The settlement NAV of the fund may not yet be known to Northern Trust and is subject to change.

Portfolio Statement

1 DEC 23 - 31 DEC 23

Account number [REDACTED]
Account Name UFCW TRI-STATE - LAZARD FRERES

◆ Change in Book and Market Value

Page 1 of 115

	Cost	Market value	For more information
Opening balance	4,358,532.51	4,808,459.42	
Income received	10,706.73	10,706.73	See income & expense summary, cash activity detail
Expenses paid	- 87.40	- 87.40	See income & expense summary
Unrealized gain/loss change	0.00	151,656.99	See asset summary
Realized gain/loss	- 11,942.16	- 11,942.16	See realized gain/loss summary
Accrued income change	- 8,499.08	- 8,499.08	See income & expense summary
Closing balance	4,348,710.60	4,950,294.50	

Portfolio Statement

1 DEC 23 - 31 DEC 23

Account number [REDACTED]
Account Name UFCW TRI-STATE - LAZARD FRERES

◆ Change in Cash Value

Page 2 of 115

	Market value	Cost	For more information
Opening balance	3.74	3.74	
Income received	10,706.73	10,706.73	See income & expense summary, cash activity detail
Expenses paid	- 87.40	- 87.40	See income & expense summary
Foreign currency bought	280,730.56	280,730.56	See foreign exchange summary
Foreign currency sold	- 280,730.56	- 280,730.56	See foreign exchange summary
Realized gain/loss	- 520.41	- 520.41	See realized gain/loss summary
Securities bought	- 377,565.28	- 377,565.28	See investment transaction summary
Securities sold	367,466.65	367,466.65	See investment transaction summary
Closing balance	4.03	4.03	

Portfolio Statement

31 DEC 2023

Account Name UFCW TRI-STATE - LAZARD FRERES
Account number [REDACTED]

Asset Summary

Page 3 of 115

Country	Accrued income/expense	Market value	Cost	Market	Unrealized gain/loss	Translation	Total	Market value incl. accruals	%
<i>Equities</i>									
Common stock									
Belgium - EUR	0.00	43,783.91	47,436.66	- 4,308.50	655.75	- 3,652.75	43,783.91	0.884%	
Canada - CAD	0.00	145,524.80	125,211.90	21,592.36	-1,279.46	20,312.90	145,524.80	2.940%	
Denmark - DKK	0.00	43,793.40	36,119.04	10,295.55	-2,621.19	7,674.36	43,793.40	0.885%	
Finland - EUR	0.00	55,687.17	46,815.58	6,789.44	2,082.15	8,871.59	55,687.17	1.125%	
France - EUR	0.00	656,028.16	563,970.93	93,381.20	-1,323.97	92,057.23	656,028.16	13.252%	
Germany - EUR	0.00	564,147.11	531,707.13	28,830.77	3,609.21	32,439.98	564,147.11	11.396%	
Hong Kong - HKD	0.00	112,043.85	147,701.18	- 36,008.66	351.33	- 35,657.33	112,043.85	2.263%	
Ireland - USD	0.00	202,842.37	145,511.75	57,330.62	0.00	57,330.62	202,842.37	4.098%	
Israel - USD	0.00	7,258.18	6,862.86	395.32	0.00	395.32	7,258.18	0.147%	
Italy - EUR	0.00	44,014.15	31,755.37	11,674.91	583.87	12,258.78	44,014.15	0.889%	
Japan - JPY	397.22	993,534.94	872,605.45	199,437.70	-78,508.21	120,929.49	993,932.16	20.078%	
Netherlands - EUR	0.00	340,829.75	331,326.51	10,824.61	-1,321.37	9,503.24	340,829.75	6.885%	
Singapore - SGD	0.00	56,481.16	33,934.29	20,602.94	1,943.93	22,546.87	56,481.16	1.141%	
Spain - EUR	0.00	70,779.07	60,060.43	15,895.11	-5,176.47	10,718.64	70,779.07	1.430%	
Sweden - SEK	0.00	138,298.74	127,957.41	20,002.52	-9,661.19	10,341.33	138,298.74	2.794%	
Switzerland - CHF	0.00	248,554.69	237,693.23	- 13,855.31	24,716.77	10,861.46	248,554.69	5.021%	
United Kingdom - GBP	1,228.32	806,667.41	642,169.94	162,341.35	2,156.12	164,497.47	807,895.73	16.320%	
United States - USD	0.00	86,141.92	30,353.24	55,788.68	0.00	55,788.68	86,141.92	1.740%	
Total common stock	1,625.54	4,616,410.78	4,019,192.90	661,010.61	-63,792.73	597,217.88	4,618,036.32	93.288%	
Preferred stock									
Germany - EUR	0.00	64,870.75	60,229.93	3,218.91	1,421.91	4,640.82	64,870.75	1.310%	
Total preferred stock	0.00	64,870.75	60,229.93	3,218.91	1,421.91	4,640.82	64,870.75	1.310%	
Total equities	1,625.54	4,681,281.53	4,079,422.83	664,229.52	-62,370.82	601,858.70	4,682,907.07	94.599%	

Portfolio Statement

31 DEC 2023

Account Name UFCW TRI-STATE - LAZARD FRERES Account number [REDACTED]

Page 4 of 115

◆ Asset Summary

Asset Summary

Country	Accrued income/expense	Market value	Cost	Market	Unrealized gain/loss	Translation	Total	Market value incl. accruals	%
All Other									
Recoverable taxes									
Recoverable taxes	58,234.17	0.00	0.00	0.00		0.00	0.00	58,234.17	1.176%
Total recoverable taxes	58,234.17	0.00	0.00	0.00		0.00	0.00	58,234.17	1.176%
Total all other	58,234.17	0.00	0.00	0.00		0.00	0.00	58,234.17	1.176%
Cash and Cash Equivalents									
Cash									
Cash	- 0.04	4.03	4.03	0.00		0.00	0.00	3.99	0.000%
Total cash	- 0.04	4.03	4.03	0.00		0.00	0.00	3.99	0.000%
Funds - short term investment									
United States - USD	1,088.38	241,942.81	241,942.81	0.00		0.00	0.00	243,031.19	4.909%
Total funds - short term investment	1,088.38	241,942.81	241,942.81	0.00		0.00	0.00	243,031.19	4.909%
Total cash and cash equivalents	1,088.34	241,946.84	241,946.84	0.00		0.00	0.00	243,035.18	4.910%
Adjustments To Cash									
Pending foreign exchange purchases									
Pending foreign exchange purchases	0.00	33,778.44	33,885.54	0.00		-107.10	- 107.10	33,778.44	0.682%
Total pending foreign exchange purchases	0.00	33,778.44	33,885.54	0.00		-107.10	- 107.10	33,778.44	0.682%
Pending foreign exchange sales									
Pending foreign exchange sales	0.00	- 33,885.54	- 33,885.54	0.00		0.00	0.00	-33,885.54	- 0.685%
Total pending foreign exchange sales	0.00	- 33,885.54	- 33,885.54	0.00		0.00	0.00	-33,885.54	- 0.685%
Pending trade purchases									
Pending trade purchases	0.00	- 33,774.82	- 33,607.12	0.00		-167.70	- 167.70	-33,774.82	- 0.682%
Total pending trade purchases	0.00	- 33,774.82	- 33,607.12	0.00		-167.70	- 167.70	-33,774.82	- 0.682%
Total adjustments to cash	0.00	- 33,881.92	- 33,607.12	0.00		-274.80	- 274.80	-33,881.92	- 0.684%

Portfolio Statement

31 DEC 2023

Account Name UFCW TRI-STATE - LAZARD FRERES
Account number [REDACTED]

Page 5 of 115

◆ Asset Summary

Country	Accrued income/expense	Market value	Cost	Unrealized gain/loss		Market value incl. accruals	%
				Market	Translation		

Adjustments To Cash

Pending trade purchases

Total Unrealized Gains						792,246.03	
Total Unrealized Losses						- 190,662.13	
Total	60,948.05	4,889,346.45	4,287,762.55	664,229.52	-62,645.62	601,583.90	4,950,294.50 100.000%

Total Cost incl. Accruals 4,348,710.60

Portfolio Statement

31 DEC 2023

Account Name UFCW TRI-STATE - LAZARD FRERES
Account number [REDACTED]

Page 6 of 115

◆ Asset Detail - Base Currency

Description/Asset ID Investment Mgr ID Shares/PAR value	Exchange rate/ Local market price	Accrued income/expense	Market value	Cost	Unrealized gain/loss			
					Market	Translation	Total	
<i>Equities</i>								
Common stock								
Belgium - EUR								
KBC GROEP NV NPV SEDOL: 4497749								
KBC.BB	675.00	58.7200000	0.00	43,783.91	47,436.66	- 4,308.50	655.75	- 3,652.75
Total EUR		0.00	43,783.91	47,436.66	- 4,308.50	655.75		- 3,652.75
Total Belgium		0.00	43,783.91	47,436.66	- 4,308.50	655.75		- 3,652.75
Canada - CAD								
GILDAN ACTIVEWEAR COM NPV SEDOL: 2254645								
GIL.CN	2,025.00	43.8200000	0.00	67,295.24	62,903.57	4,712.21	- 320.54	4,391.67
SUNCOR ENERGY INC COM NPV 'NEW' SEDOL: B3NB1P2								
SU.CN	2,430.00	42.4500000	0.00	78,229.56	62,308.33	16,880.15	- 958.92	15,921.23
Total CAD		0.00	145,524.80	125,211.90	21,592.36	- 1,279.46		20,312.90
Total Canada		0.00	145,524.80	125,211.90	21,592.36	- 1,279.46		20,312.90

Portfolio Statement

31 DEC 2023

Account Name UFCW TRI-STATE - LAZARD FRERES
Account number [REDACTED]

Page 7 of 115

◆ Asset Detail - Base Currency

Description/Asset ID Investment Mgr ID Shares/PAR value	Exchange rate/ Local market price	Accrued income/expense	Market value	Cost	Unrealized gain/loss		Total
					Market	Translation	
<i>Equities</i>							
Common stock							
Denmark - DKK							
CARLSBERG SER'B'DKK20 SEDOL: 4169219							
349.00	846.8000000	0.00	43,793.40	36,119.04	10,295.55	- 2,621.19	7,674.36
<hr/>							
Total DKK		0.00	43,793.40	36,119.04	10,295.55	- 2,621.19	7,674.36
<hr/>							
Total Denmark		0.00	43,793.40	36,119.04	10,295.55	- 2,621.19	7,674.36
Finland - EUR							
FORTUM OYJ EUR3.40 SEDOL: 5579550							
3,860.00	13.0600000	0.00	55,687.17	46,815.58	6,789.44	2,082.15	8,871.59
<hr/>							
Total EUR		0.00	55,687.17	46,815.58	6,789.44	2,082.15	8,871.59
<hr/>							
Total Finland		0.00	55,687.17	46,815.58	6,789.44	2,082.15	8,871.59
France - EUR							
AIR LIQUIDE(L') EUR5.50 SEDOL: B1YXBJ7 AI FP							
374.00	176.1200000	0.00	72,762.06	35,859.61	37,528.26	- 625.81	36,902.45
<hr/>							

Portfolio Statement

31 DEC 2023

Account number XXXXXXXXXX
Account Name UFCW TRI-STATE - LAZARD FRERES

Page 8 of 115

◆ Asset Detail - Base Currency

Asset Detail		Base Currency		Unrealized gain/loss				
Description/Asset ID	Investment Mgr ID	Exchange rate/ Local market price	Accrued income/expense	Market value	Cost	Market	Translation	Total
Shares/PAR value								
Equities								
Common stock								
AIRBUS SE EUR1 SEDOL: 4012250								
AIR.FP	513.00	139.7800000	0.00	79,211.29	68,507.53	8,965.51	1,738.25	10,703.76
BUREAU VERITAS EUR0.12 SEDOL: B28DTJ6								
	2,453.00	22.8700000	0.00	61,970.99	69,946.11	- 10,132.24	2,157.12	- 7,975.12
CAPGEMINI EUR8 SEDOL: 4163437								
CAP.FP	349.00	188.7500000	0.00	72,767.44	61,847.36	13,574.76	- 2,654.68	10,920.08
ENGIE COMSTK SEDOL: B0C2CQ3								
	8,395.00	15.9180000	0.00	147,616.16	114,461.54	33,971.57	- 816.95	33,154.62
ORANGE EUR4 SEDOL: 5176177								
FTE FP	6,262.00	10.3040000	0.00	71,276.05	71,456.64	- 1,875.57	1,694.98	- 180.59
PERNOD RICARD NPV EUR 1.55 SEDOL: 4682329								
	460.00	159.7500000	0.00	81,175.21	83,492.60	1,141.04	- 3,458.43	- 2,317.39
THALES SA EUR3 SEDOL: 4162791								
	468.00	133.9500000	0.00	69,248.96	58,399.54	10,207.87	641.55	10,849.42
Total EUR								
			0.00	656,028.16	563,970.93	93,381.20	- 1,323.97	92,057.23

Portfolio Statement

31 DEC 2023

Account Name UFCW TRI-STATE - LAZARD FRERES
Account number [REDACTED]

Page 9 of 115

Asset Detail - Base Currency

Asset Details		Base Currency		Unrealized gain/loss				
Description/Asset ID	Investment Mgr ID	Exchange rate/ Local market price	Accrued income/expense	Market value	Cost	Market	Translation	Total
Shares/PAR value								
Equities								
Common stock								
Total France			0.00	656,028.16	563,970.93	93,381.20	- 1,323.97	92,057.23
Germany - EUR								
CONTINENTAL AG ORD NPV SEDOL: 4598589								
CON.GR								
1,037.00		76.9200000	0.00	88,113.56	93,054.39	- 3,335.23	- 1,605.60	- 4,940.83
COVESTRO AG NPV SEDOL: BYTBWY9								
950.00		52.6800000	0.00	55,283.31	45,762.26	8,735.48	785.57	9,521.05
MERCK KGAA NPV SEDOL: 4741844								
MRK GR								
540.00		144.1000000	0.00	85,957.24	79,934.73	6,355.52	- 333.01	6,022.51
MTU AERO ENGINES A NPV (REGD) SEDOL: B09DHL9								
MTX GR								
231.00		195.2500000	0.00	49,822.75	55,151.68	- 2,096.70	- 3,232.23	- 5,328.93
RHEINMETALL AG NPV SEDOL: 5334588								
224.00		287.0000000	0.00	71,015.74	43,501.43	24,709.43	2,804.88	27,514.31
SAP SE SEDOL: 4846288								
SAP GR								
528.00		139.4800000	0.00	81,352.44	71,368.85	9,385.69	597.90	9,983.59

Portfolio Statement

31 DEC 2023

Account Name UFCW TRI-STATE - LAZARD FRERES
Account number [REDACTED]

Page 10 of 115

◆ Asset Detail - Base Currency

Description/Asset ID Investment Mgr ID Shares/PAR value	Exchange rate/ Local market price	Accrued income/expense	Market value	Cost	Unrealized gain/loss		
					Market	Translation	Total
<i>Equities</i>							
Common stock							
SIEMENS HEALTHINEE NPV SEDOL: BD594Y4							
1,395.00	52.6000000	0.00	81,055.90	69,647.08	6,140.01	5,268.81	11,408.82
VONOVIA SE NPV SEDOL: BBJPFY1							
1,635.00	28.5400000	0.00	51,546.17	73,286.71	- 21,063.43	- 677.11	- 21,740.54
Total EUR							
		0.00	564,147.11	531,707.13	28,830.77	3,609.21	32,439.98
Total Germany							
		0.00	564,147.11	531,707.13	28,830.77	3,609.21	32,439.98
Hong Kong - HKD							
AIA GROUP LTD NPV SEDOL: B4TX8S1 1299 HK							
10,000.00	68.0500000	0.00	87,148.06	102,823.20	- 16,133.22	458.08	- 15,675.14
ESR GROUP LIMITED USD0.001 SEDOL: BHNCRK0							
18,000.00	10.8000000	0.00	24,895.79	44,877.98	- 19,875.44	- 106.75	- 19,982.19
Total HKD							
		0.00	112,043.85	147,701.18	- 36,008.66	351.33	- 35,657.33
Total Hong Kong							
		0.00	112,043.85	147,701.18	- 36,008.66	351.33	- 35,657.33

Portfolio Statement

31 DEC 2023

Account Name UFCW TRI-STATE - LAZARD FRERES
Account number [REDACTED]

Page 11 of 115

◆ Asset Detail - Base Currency

Description/Asset ID Investment Mgr ID Shares/PAR value	Exchange rate/ Local market price	Accrued income/expense	Market value	Cost	Unrealized gain/loss		Total
					Market	Translation	
<i>Equities</i>							
Common stock							
Ireland - USD							
ADR RYANAIR HLDGS PLC SPONSORED ADR NEW SEDOL: BYYN585							
759.00	133.3600000	0.00	101,220.24	65,968.78	35,251.46	0.00	35,251.46
ICON PLC COM SEDOL: B94G471							
359.00	283.0700000	0.00	101,622.13	79,542.97	22,079.16	0.00	22,079.16
Total USD		0.00	202,842.37	145,511.75	57,330.62	0.00	57,330.62
Total Ireland		0.00	202,842.37	145,511.75	57,330.62	0.00	57,330.62
Israel - USD							
WIX.COM LTD COM ILS0.01 SEDOL: BFZCHN7							
59.00	123.0200000	0.00	7,258.18	6,862.86	395.32	0.00	395.32
Total USD		0.00	7,258.18	6,862.86	395.32	0.00	395.32
Total Israel		0.00	7,258.18	6,862.86	395.32	0.00	395.32

Portfolio Statement

31 DEC 2023

Account Name UFCW TRI-STATE - LAZARD FRERES

Account number

Page 12 of 115

Asset Detail - Base Currency

Description/Asset ID Investment Mgr ID Shares/PAR value	Exchange rate/ Local market price	Accrued income/expense	Market value	Cost	Unrealized gain/loss		Total
					Market	Translation	
Equities							
Common stock							
Italy - EUR							
UNICREDIT SPA NPV SEDOL: BYMXPS7							
1,622.00	24.5650000	0.00	44,014.15	31,755.37	11,674.91	583.87	12,258.78
Total EUR		0.00	44,014.15	31,755.37	11,674.91	583.87	12,258.78
Total Italy		0.00	44,014.15	31,755.37	11,674.91	583.87	12,258.78
Japan - JPY							
ASICS CORP NPV SEDOL: 6057378							
1,600.00	4,418.0000000	397.22	50,140.45	34,611.83	21,389.42	- 5,860.80	15,528.62
BANDAI NAMCO HOLDINGS INC SEDOL: B0JDQD4							
2,200.00	2,826.5000000	0.00	44,107.67	57,061.10	- 1,479.68	- 11,473.75	- 12,953.43
BAYCURRENT CONSULT NPV SEDOL: BYP20B9							
1,500.00	4,951.0000000	0.00	52,677.68	59,055.75	- 5,213.56	- 1,164.51	- 6,378.07
DAIKIN INDUSTRIES NPV SEDOL: 6250724							
6367 JP	400.00	22,985.0000000	0.00	65,214.92	71,923.06	5,796.52	- 12,504.66
						- 12,504.66	- 6,708.14

Portfolio Statement

31 DEC 2023

Account Name UFCW TRI-STATE - LAZARD FRERES
Account number [REDACTED]

Page 13 of 115

◆ Asset Detail - Base Currency

Asset Detail		Base Currency		Unrealized gain/loss				
Description/Asset ID	Investment Mgr ID	Exchange rate/ Local market price	Accrued income/expense	Market value	Cost	Market	Translation	Total
Shares/PAR value								
Equities								
Common stock								
DIGITAL GARAGE NPV SEDOL: 6309422								
1,000.00		3,665.0000000	0.00	25,996.60	29,705.65	2,886.90	- 6,595.95	- 3,709.05
DISCO CORPORATION NPV SEDOL: 6270948								
200.00		34,980.0000000	0.00	49,624.06	19,469.63	33,172.93	- 3,018.50	30,154.43
FANUC CORP NPV SEDOL: 6356934								
6954 JP		4,147.0000000	0.00	52,947.94	48,096.21	1,598.73	3,253.00	4,851.73
HITACHI NPV SEDOL: 6429104								
JP6501		10,170.0000000	0.00	64,924.10	32,468.54	40,044.79	- 7,589.23	32,455.56
KOKUSAI ELEC NPV SEDOL: BNGHNG2								
1,900.00		3,065.0000000	0.00	41,307.28	23,357.27	16,509.43	1,440.58	17,950.01
MATSUKIYOCOCOKARA & CO SEDOL: B249GC0								
5,100.00		2,497.0000000	0.00	90,329.83	75,026.87	31,841.37	- 16,538.41	15,302.96
NIPPON SANSEI HOLDINGS CORP SEDOL: 6640541								
1,800.00		3,776.0000000	0.00	48,211.09	48,800.67	- 3,517.84	2,928.26	- 589.58

Portfolio Statement

31 DEC 2023

Account Name UFCW TRI-STATE - LAZARD FRERES

Account number

Page 14 of 115

Asset Detail - Base Currency

Description/Asset ID		Exchange rate/ Local market price	Accrued income/expense	Market value	Cost	Unrealized gain/loss		Total
Investment Mgr ID	Shares/PAR value					Market	Translation	
Equities								
Common stock								
NITORI HOLDINGS NPV SEDOL: 6644800								
JP9843	400.00	18,880.0000000	0.00	53,567.88	52,521.38	781.99	264.51	1,046.50
RECRUIT HLDGS CO L NPV SEDOL: BQRRZ00								
6098 JP	1,200.00	5,963.0000000	0.00	50,756.14	41,158.07	10,405.29	- 807.22	9,598.07
RENESAS ELECTRONICS CORPORATION NPV SEDOL: 6635677								
JP6723	4,193.00	2,549.0000000	0.00	75,811.87	58,127.35	19,055.89	- 1,371.37	17,684.52
SHIMADZU CORP NPV SEDOL: 6804369								
	1,400.00	3,942.0000000	0.00	39,145.98	38,475.22	316.55	354.21	670.76
SUZUKI MOTOR CORP NPV SEDOL: 6865504								
7269 JP	2,000.00	6,033.0000000	0.00	85,586.61	91,917.76	10,472.58	- 16,803.73	- 6,331.15
TOKYO ELECTRON NPV SEDOL: 6895675								
	400.00	25,255.0000000	0.00	71,655.55	55,769.51	16,354.81	- 468.77	15,886.04
ZOZO INC SEDOL: B292RC1								
	1,400.00	3,175.0000000	0.00	31,529.29	35,059.58	- 978.42	- 2,551.87	- 3,530.29
Total JPY								
			397.22	993,534.94	872,605.45	199,437.70	- 78,508.21	120,929.49

Portfolio Statement

31 DEC 2023

Account Name UFCW TRI-STATE - LAZARD FRERES

Account number

Page 15 of 115

Asset Detail - Base Currency

Description/Asset ID Investment Mgr ID Shares/PAR value	Exchange rate/ Local market price	Accrued income/expense	Market value	Cost	Unrealized gain/loss		Total
					Market	Translation	
Equities							
Common stock							
Total Japan		397.22	993,534.94	872,605.45	199,437.70	- 78,508.21	120,929.49
Netherlands - EUR							
AKZO NOBEL NV EUR0.50(POST REV SPLIT) SEDOL: BJ2KSG2							
807.00	74.8200000	0.00	66,698.48	85,499.63	- 13,683.58	- 5,117.57	- 18,801.15
COCA-COLA EUROPACIFIC PARTNERS ORD EUR0.01 SEDOL: BD4D942							
1,133.00	60.2000000	0.00	75,344.42	59,717.24	12,647.67	2,979.51	15,627.18
DSM FIRMENICH AG EUR0.01 SEDOL: BPCPSD6							
458.00	92.0000000	0.00	46,545.53	49,709.72	- 3,017.29	- 146.90	- 3,164.19
ING GROEP N.V. EUR0.01 SEDOL: BZ57390 INGA.N							
6,161.00	13.5260000	0.00	92,054.56	80,741.82	8,298.54	3,014.20	11,312.74
UNVL MUSIC GROUP EUR10.00 SEDOL: BNZGVV1							
2,111.00	25.8100000	0.00	60,186.76	55,658.10	6,579.27	- 2,050.61	4,528.66
Total EUR		0.00	340,829.75	331,326.51	10,824.61	- 1,321.37	9,503.24
Total Netherlands		0.00	340,829.75	331,326.51	10,824.61	- 1,321.37	9,503.24

Northern Trust

Generated by Northern Trust from reviewed periodic data on 12 Jan 24

Portfolio Statement

31 DEC 2023

Account Name UFCW TRI-STATE - LAZARD FRERES

Account number

Page 16 of 115

Asset Detail - Base Currency

Description/Asset ID		Exchange rate/ Local market price	Accrued income/expense	Market value	Cost	Unrealized gain/loss		Total
Investment Mgr ID	Shares/PAR value					Market	Translation	
Equities								
Common stock								
Singapore - SGD								
DBS GROUP HLDGS NPV SEDOL: 6175203								
DBS.SP	2,230.00	33.4100000	0.00	56,481.16	33,934.29	20,602.94	1,943.93	22,546.87
<hr/>								
Total SGD			0.00	56,481.16	33,934.29	20,602.94	1,943.93	22,546.87
<hr/>								
Total Singapore			0.00	56,481.16	33,934.29	20,602.94	1,943.93	22,546.87
Spain - EUR								
INDITEX (IND.DE DISENO TEXTIL SA) EUR0.03 (POST SUBD) SEDOL: BP9DL90								
ITX SM	1,625.00	39.4300000	0.00	70,779.07	60,060.43	15,895.11	- 5,176.47	10,718.64
<hr/>								
Total EUR			0.00	70,779.07	60,060.43	15,895.11	- 5,176.47	10,718.64
<hr/>								
Total Spain			0.00	70,779.07	60,060.43	15,895.11	- 5,176.47	10,718.64
Sweden - SEK								
NORDEA BANK ABP NPV SEDOL: BYZF9J9								
	4,105.00	124.7200000	0.00	50,802.07	45,974.90	8,118.09	- 3,290.92	4,827.17

Portfolio Statement

31 DEC 2023

Account Name UFCW TRI-STATE - LAZARD FRERES

Account number

Page 17 of 115

Asset Detail - Base Currency

Asset Detail Description/Asset ID Investment Mgr ID Shares/PAR value	Base Currency Exchange rate/ Local market price	Accrued income/expense	Market value	Cost	Unrealized gain/loss		Total
					Market	Translation	
Equities							
Common stock							
SANDVIK AB NPV SEDOL: B1VQ252							
4,043.00	218.1000000	0.00	87,496.67	81,982.51	11,884.43	- 6,370.27	5,514.16
Total SEK		0.00	138,298.74	127,957.41	20,002.52	- 9,661.19	10,341.33
Total Sweden		0.00	138,298.74	127,957.41	20,002.52	- 9,661.19	10,341.33
Switzerland - CHF							
ABB LTD CHF0.12 (REGD) SEDOL: 7108899							
ABBN VX							
1,826.00	37.3000000	0.00	80,924.14	34,903.24	39,993.92	6,026.98	46,020.90
COMP.FIN.RICHEMONT CHF1 (REGD) SEDOL: BCRWZ18							
243.00	115.7500000	0.00	33,419.18	33,607.12	- 355.65	167.71	- 187.94
ROCHE HLDGS AG GENUSSCHEINE NPV SEDOL: 7110388							
ROCZG							
462.00	244.5000000	0.00	134,211.37	169,182.87	- 53,493.58	18,522.08	- 34,971.50
Total CHF		0.00	248,554.69	237,693.23	- 13,855.31	24,716.77	10,861.46
Total Switzerland		0.00	248,554.69	237,693.23	- 13,855.31	24,716.77	10,861.46

Portfolio Statement

31 DEC 2023

Account Name UFCW TRI-STATE - LAZARD FRERES

Account number

Page 18 of 115

Asset Detail - Base Currency

Description/Asset ID Investment Mgr ID Shares/PAR value	Exchange rate/ Local market price	Accrued income/expense	Market value	Cost	Unrealized gain/loss		Total	
					Market	Translation		
Equities								
Common stock								
United Kingdom - GBP								
ASTRAZENECA ORD USD0.25 SEDOL: 0989529								
AZN LN	422.00	106.0000000	0.00	57,024.36	54,160.38	316.53	2,547.45	2,863.98
BP ORD USD0.25 SEDOL: 0798059								
BP/ LN	15,633.00	4.6615000	0.00	92,898.80	85,392.79	4,724.00	2,782.01	7,506.01
COMPASS GROUP ORD GBP0.1105 SEDOL: BD6K457								
	2,842.00	21.4600000	0.00	77,749.19	57,036.32	22,918.84	- 2,205.97	20,712.87
EXPERIAN ORD USD0.10 SEDOL: B19NLV4								
EXPN.L	1,377.00	32.0200000	0.00	56,207.90	51,019.96	4,401.77	786.17	5,187.94
LONDON STOCK EXCHANGE GROUP ORD GBP0.06918604 SEDOL: B0SWJX3								
	456.00	92.7400000	0.00	53,910.58	47,387.60	5,494.01	1,028.97	6,522.98
RECKITT BENCK GRP ORD GBP0.10 SEDOL: B24CGK7								
RB.L	606.00	54.2000000	0.00	41,871.06	44,135.00	- 4,427.99	2,164.05	- 2,263.94
RELX PLC SEDOL: B2B0DG9								
	4,301.00	31.1000000	0.00	170,518.67	101,458.60	70,872.14	- 1,812.07	69,060.07

Portfolio Statement

31 DEC 2023

Account Name UFCW TRI-STATE - LAZARD FRERES
Account number [REDACTED]

Page 19 of 115

◆ Asset Detail - Base Currency

Asset Detail Description/Asset ID Investment Mgr ID Shares/PAR value	Base Currency Exchange rate/ Local market price	Accrued income/expense	Market value	Cost	Unrealized gain/loss		Total						
					Market	Translation							
Equities													
Common stock													
UNILEVER PLC ORD GBP0.031111 SEDOL: B10RZP7													
2,178.00	38.0000000	0.00	105,507.56	99,537.49	8,068.58	- 2,098.51	5,970.07						
WPP PLC ORD GBP0.10 SEDOL: B8KF9B4													
WPP.LN	4,038.00	7.5300000	0.00	38,761.75	47,767.17	- 10,175.44	1,170.02	- 9,005.42					
3I GROUP ORD GBP0.738636 SEDOL: B1YW440													
3,636.00	24.2100000	1,228.32	112,217.54	54,274.63	60,148.91	- 2,206.00	57,942.91						
Total GBP								1,228.32	806,667.41	642,169.94	162,341.35	2,156.12	164,497.47
Total United Kingdom								1,228.32	806,667.41	642,169.94	162,341.35	2,156.12	164,497.47
United States - USD													
AON PLC SEDOL: BLP1HW5													
296.00	291.0200000	0.00	86,141.92	30,353.24	55,788.68	0.00	55,788.68						
Total USD								0.00	86,141.92	30,353.24	55,788.68	0.00	55,788.68
Total United States								0.00	86,141.92	30,353.24	55,788.68	0.00	55,788.68

Portfolio Statement

31 DEC 2023

Account Name UFCW TRI-STATE - LAZARD FRERES
Account number [REDACTED]

Page 20 of 115

◆ Asset Detail - Base Currency

Asset Detail		Base Currency	Unrealized gain/loss					
Description/Asset ID	Investment Mgr ID	Exchange rate/ Local market price	Accrued income/expense	Market value	Cost	Market	Translation	Total
Shares/PAR value								
Equities								
Common stock								
Total Common Stock								
156,334.00			1,625.54	4,616,410.78	4,019,192.90	661,010.61	- 63,792.73	597,217.88
Preferred stock								
Germany - EUR								
HENKEL AG & CO KGAA NON-VTG PRF NPV SEDOL: 5076705								
HEN3 GR	806.00	72.8600000	0.00	64,870.75	60,229.93	3,218.91	1,421.91	4,640.82
Total EUR								
			0.00	64,870.75	60,229.93	3,218.91	1,421.91	4,640.82
Total Germany								
			0.00	64,870.75	60,229.93	3,218.91	1,421.91	4,640.82
Total Preferred Stock								
806.00			0.00	64,870.75	60,229.93	3,218.91	1,421.91	4,640.82
Total Equities								
157,140.00			1,625.54	4,681,281.53	4,079,422.83	664,229.52	- 62,370.82	601,858.70

Portfolio Statement

31 DEC 2023

Account number XXXXXXXXXX
Account Name UFCW TRI-STATE - LAZARD FRERES

Page 21 of 115

◆ Asset Detail - Base Currency

Description/Asset ID Investment Mgr ID Shares/PAR value	Exchange rate/ Local market price	Accrued income/expense	Market value	Cost	Unrealized gain/loss		Total
					Market	Translation	
<i>All Other</i>							
Recoverable taxes							
CAD - Canadian dollar	1.3186000	1,596.93	0.00	0.00	0.00	0.00	0.00
CHF - Swiss franc	0.8416500	13,011.06	0.00	0.00	0.00	0.00	0.00
DKK - Danish krone	6.7483500	10,547.32	0.00	0.00	0.00	0.00	0.00
EUR - Euro	0.9052641	31,352.66	0.00	0.00	0.00	0.00	0.00
JPY - Japanese yen	140.9800000	1,039.49	0.00	0.00	0.00	0.00	0.00
SEK - Swedish krona	10.0778500	686.71	0.00	0.00	0.00	0.00	0.00
Total recoverable taxes - all currencies		58,234.17	0.00	0.00	0.00	0.00	0.00
Total recoverable taxes - all countries		58,234.17	0.00	0.00	0.00	0.00	0.00

Portfolio Statement

31 DEC 2023

Account Name UFCW TRI-STATE - LAZARD FRERES
Account number [REDACTED]

Page 22 of 115

◆ Asset Detail - Base Currency

Description/Asset ID Investment Mgr ID Shares/PAR value	Exchange rate/ Local market price	Accrued income/expense	Market value	Cost	Unrealized gain/loss		Total
					Market	Translation	

All Other

Recoverable taxes

Total Recoverable taxes

0.00	58,234.17	0.00	0.00	0.00	0.00	0.00	0.00
------	-----------	------	------	------	------	------	------

Total All Other

0.00	58,234.17	0.00	0.00	0.00	0.00	0.00	0.00
------	-----------	------	------	------	------	------	------

Cash and Cash Equivalents

Cash

CAD - Canadian dollar	1.3186000	0.00	1.25	1.25	0.00	0.00	0.00
CHF - Swiss franc	0.8416500	0.00	0.01	0.01	0.00	0.00	0.00
EUR - Euro	0.9052641	0.08	2.18	2.18	0.00	0.00	0.00
GBP - British pound sterling	0.7844367	0.01	0.28	0.28	0.00	0.00	0.00

Portfolio Statement

31 DEC 2023

Account number XXXXXXXXXX
Account Name UFCW TRI-STATE - LAZARD FRERES

Page 23 of 115

◆ Asset Detail - Base Currency

Description/Asset ID Investment Mgr ID Shares/PAR value	Exchange rate/ Local market price	Accrued income/expense	Market value	Cost	Unrealized gain/loss		Total
					Market	Translation	
Cash and Cash Equivalents							
Cash							
ILS - New Israeli shekel	3.6009000	0.00	0.32	0.32	0.00	0.00	0.00
JPY - Japanese yen	140.9800000	- 0.13	0.00	0.00	0.00	0.00	0.00
SEK - Swedish krona	10.0778500	0.00	0.00	0.00	0.00	0.00	0.00
USD - United States dollar	1.0000000	0.00	- 0.01	- 0.01	0.00	0.00	0.00
Total cash - all currencies		- 0.04	4.03	4.03	0.00	0.00	0.00
Total cash - all countries		- 0.04	4.03	4.03	0.00	0.00	0.00
Total Cash	4.03	- 0.04	4.03	4.03	0.00	0.00	0.00

Portfolio Statement

31 DEC 2023

Account Name UFCW TRI-STATE - LAZARD FRERES
Account number [REDACTED]

Page 24 of 115

◆ Asset Detail - Base Currency

Description/Asset ID		Exchange rate/ Local market price	Accrued income/expense	Market value	Cost	Unrealized gain/loss		Total
Investment Mgr ID	Shares/PAR value					Market	Translation	
Cash and Cash Equivalents								
Funds - short term investment								
United States - USD								
NT COLLECTIVE SHORT TERM INVT FD CUSIP: 66586U452								
V1034911301								
	241,942.81	1.0000000	1,088.38	241,942.81	241,942.81	0.00	0.00	0.00
Total USD			1,088.38	241,942.81	241,942.81	0.00	0.00	0.00
Total United States			1,088.38	241,942.81	241,942.81	0.00	0.00	0.00
Total Funds - Short Term Investment								
241,942.81			1,088.38	241,942.81	241,942.81	0.00	0.00	0.00
Total Cash and Cash Equivalents								
241,946.84			1,088.34	241,946.84	241,946.84	0.00	0.00	0.00

Portfolio Statement

31 DEC 2023

Account Name UFCW TRI-STATE - LAZARD FRERES
Account number [REDACTED]

Page 25 of 115

◆ Asset Detail - Base Currency

Description/Asset ID Investment Mgr ID Shares/PAR value	Base Currency Exchange rate/ Local market price	Accrued income/expense	Market value	Cost	Unrealized gain/loss		Total
					Market	Translation	
Adjustments To Cash							
Pending foreign exchange purchases							
CHF - Swiss franc	0.8416500	0.00	33,778.44	33,885.54	0.00	- 107.10	- 107.10
Total pending foreign exchange purchases - all currencies		0.00	33,778.44	33,885.54	0.00	- 107.10	- 107.10
Total pending foreign exchange purchases - all countries		0.00	33,778.44	33,885.54	0.00	- 107.10	- 107.10
Total Pending foreign exchange purchases		0.00	33,778.44	33,885.54	0.00	- 107.10	- 107.10
Pending foreign exchange sales							
USD - United States dollar	1.0000000	0.00	- 33,885.54	- 33,885.54	0.00	0.00	0.00
Total pending foreign exchange sales - all currencies		0.00	- 33,885.54	- 33,885.54	0.00	0.00	0.00
Total pending foreign exchange sales - all countries		0.00	- 33,885.54	- 33,885.54	0.00	0.00	0.00

Portfolio Statement

31 DEC 2023

Account Name UFCW TRI-STATE - LAZARD FRERES
Account number [REDACTED]

Page 26 of 115

◆ Asset Detail - Base Currency

Description/Asset ID Investment Mgr ID Shares/PAR value	Base Currency Exchange rate/ Local market price	Accrued income/expense	Market value	Cost	Unrealized gain/loss		Total
					Market	Translation	
Adjustments To Cash							
Pending foreign exchange sales							
Total Pending foreign exchange sales							
0.00		0.00	- 33,885.54	- 33,885.54	0.00	0.00	0.00
Pending trade purchases							
CHF - Swiss franc	0.8416500	0.00	- 33,774.82	- 33,607.12	0.00	- 167.70	- 167.70
Total pending trade purchases - all currencies							
		0.00	- 33,774.82	- 33,607.12	0.00	- 167.70	- 167.70
Total pending trade purchases - all countries							
		0.00	- 33,774.82	- 33,607.12	0.00	- 167.70	- 167.70
Total Pending trade purchases							
0.00		0.00	- 33,774.82	- 33,607.12	0.00	- 167.70	- 167.70
Total Adjustments To Cash							
0.00		0.00	- 33,881.92	- 33,607.12	0.00	- 274.80	- 274.80

Portfolio Statement

31 DEC 2023

Account Name UFCW TRI-STATE - LAZARD FRERES
Account number [REDACTED]

Page 27 of 115

◆ Asset Detail - Base Currency

						Unrealized gain/loss		
Description/Asset ID	Investment Mgr ID	Exchange rate/ Local market price	Accrued income/expense	Market value	Cost	Market	Translation	Total
Shares/PAR value								

Adjustments To Cash

Pending trade purchases

Total	399,086.84		60,948.05	4,889,346.45	4,287,762.55	664,229.52	- 62,645.62	601,583.90
-------	------------	--	-----------	--------------	--------------	------------	-------------	------------

++ Informational Only Asset - an asset that is not held in the account but that is included in Northern Trust's reports at the client's request solely as a matter of convenience to the client. Custodial and other responsibilities for this asset rest solely with the client or another custodian. Northern Trust has no custodial or other responsibilities for this asset, and the asset is not an asset of any Northern Trust account for purposes of the applicable account agreement.

Portfolio Statement

1 DEC 23 - 31 DEC 23

Account Name UFCW TRI-STATE - LAZARD FRERES Account number [REDACTED]

Page 28 of 115

Investment Transaction Summary

Asset Type	Principal	Transaction Amount Accrued Interest	Adjustment Amt	Cost	Market	Realized Gain/Loss Translation	Total
Currency Gain/Loss							
Currency							
Currency revaluation	-827.04	0.00	0.00	0.00	0.00	-827.04	-827.04
Total currency	-827.04	0.00	0.00	0.00	0.00	-827.04	-827.04
Total currency gain/loss	-827.04	0.00	0.00	0.00	0.00	-827.04	-827.04
Purchases							
Equities							
Common stock	-249,674.88	0.00	0.00	249,674.88	0.00	0.00	0.00
Total equities	-249,674.88	0.00	0.00	249,674.88	0.00	0.00	0.00
Cash and Cash Equivalents							
Funds - short term investment	-152,928.49	0.00	0.00	152,928.49	0.00	0.00	0.00
Total cash and cash equivalents	-152,928.49	0.00	0.00	152,928.49	0.00	0.00	0.00
Total purchases	-402,603.37	0.00	0.00	402,603.37	0.00	0.00	0.00
Sales							
Equities							
Common stock	240,519.97	0.00	0.00	-251,941.72	7,830.33	-19,252.08	-11,421.75
Total equities	240,519.97	0.00	0.00	-251,941.72	7,830.33	-19,252.08	-11,421.75
Cash and Cash Equivalents							
Funds - short term investment	76,273.05	0.00	0.00	-76,273.05	0.00	0.00	0.00
Total cash and cash equivalents	76,273.05	0.00	0.00	-76,273.05	0.00	0.00	0.00
Total sales	316,793.02	0.00	0.00	-328,214.77	7,830.33	-19,252.08	-11,421.75
Total	-86,637.39	0.00	0.00	74,388.60	7,830.33	-20,079.12	-12,248.79

Portfolio Statement

1 DEC 23 - 31 DEC 23

Account Name UFCW TRI-STATE - LAZARD FRERES

Account number

Page 29 of 115

Investment Transaction Detail

Trade Date	Security Description							Realized Gain/Loss		
Settle Date	Asset ID / Ticker	Shares/PAR	Principal	Transaction Amount	Accrued Interest	Adjustment Amt	Cost	Market	Translation	Total
Trade Status	Broker / Commission	Price								
	Narrative									

Currency Gain/Loss

Currency

Currency revaluation

Canada - CAD

31 Dec 23	CURRENCY REVALUATION (CAD) REALISED	0.000	25.43	0.00	0.00	0.00	0.00	25.43	25.43
31 Dec 23	GAIN/LOSS	0.000000							
	CURRENCY REVALUATION (CAD) REALISED GAIN/LOSS								
Total Canada - CAD			25.43	0.00	0.00	0.00	0.00	25.43	25.43

European Union - EUR

31 Dec 23	CURRENCY REVALUATION (EUR) REALISED	0.000	-539.37	0.00	0.00	0.00	0.00	-539.37	-539.37
31 Dec 23	GAIN/LOSS	0.000000							
	CURRENCY REVALUATION (EUR) REALISED GAIN/LOSS								
Total European Union - EUR			-539.37	0.00	0.00	0.00	0.00	-539.37	-539.37

Hong Kong - HKD

31 Dec 23	CURRENCY REVALUATION (HKD) REALISED	0.000	-7.60	0.00	0.00	0.00	0.00	-7.60	-7.60
31 Dec 23	GAIN/LOSS	0.000000							
	CURRENCY REVALUATION (HKD) REALISED GAIN/LOSS								
Total Hong Kong - HKD			-7.60	0.00	0.00	0.00	0.00	-7.60	-7.60

Israel - ILS

31 Dec 23	CURRENCY REVALUATION (ILS) REALISED	0.000	0.01	0.00	0.00	0.00	0.00	0.01	0.01
31 Dec 23	GAIN/LOSS	0.000000							
	CURRENCY REVALUATION (ILS) REALISED GAIN/LOSS								
Total Israel - ILS			0.01	0.00	0.00	0.00	0.00	0.01	0.01

Japan - JPY

31 Dec 23	CURRENCY REVALUATION (JPY) REALISED	0.000	-387.10	0.00	0.00	0.00	0.00	-387.10	-387.10
31 Dec 23	GAIN/LOSS	0.000000							
	CURRENCY REVALUATION (JPY) REALISED GAIN/LOSS								

Portfolio Statement

1 DEC 23 - 31 DEC 23

Account number XXXXXXXXXX
Account Name UFCW TRI-STATE - LAZARD FRERES

Page 30 of 115

Investment Transaction Detail

Trade Date	Security Description						Realized Gain/Loss		
Settle Date	Asset ID / Ticker	Shares/PAR	Principal	Transaction Amount	Accrued Interest	Adjustment Amt	Cost	Market	Translation
Trade Status	Broker / Commission	Price							Total
	Narrative								

Currency Gain/Loss

Currency

Total Japan - JPY			-387.10	0.00	0.00	0.00	0.00	-387.10	-387.10
Sweden - SEK									
31 Dec 23	CURRENCY REVALUATION (SEK) REALISED	0.000	-114.01	0.00	0.00	0.00	0.00	-114.01	-114.01
31 Dec 23	GAIN/LOSS	0.000000							
	CURRENCY REVALUATION (SEK)								
	REALISED GAIN/LOSS								
Total Sweden - SEK			-114.01	0.00	0.00	0.00	0.00	-114.01	-114.01
United Kingdom - GBP									
31 Dec 23	CURRENCY REVALUATION (STG) REALISED	0.000	195.60	0.00	0.00	0.00	0.00	195.60	195.60
31 Dec 23	GAIN/LOSS	0.000000							
	CURRENCY REVALUATION (STG)								
	REALISED GAIN/LOSS								
Total United Kingdom - GBP			195.60	0.00	0.00	0.00	0.00	195.60	195.60
Total currency revaluation			-827.04	0.00	0.00	0.00	0.00	-827.04	-827.04
Total currency			-827.04	0.00	0.00	0.00	0.00	-827.04	-827.04
Total currency gain/loss		0.00	-827.04	0.00	0.00	0.00	0.00	-827.04	-827.04

Purchases

Equities

Common stock

France - EUR

19 Dec 23	PERNOD RICARD NPV EUR 1.55	62.000	-11,010.23	0.00	0.00	11,010.23	0.00	0.00	0.00
21 Dec 23	SEDOL: 4682329 /								
Settled	BARCLAYS CAPITAL / 14.25	162.000900							
	OTHER CHARGES: 32.89								
	PERNOD RICARD NPV EUR 1.55								
	PRICE: 162.0009677 BROKER								
	COMMISSION: 14.25 OTHER								
	CHARGES: 32.88 BROKER:								
	BARCLAYS CAPITAL								
Total France - EUR			-11,010.23	0.00	0.00	11,010.23	0.00	0.00	0.00

Portfolio Statement

1 DEC 23 - 31 DEC 23

Account Name UFCW TRI-STATE - LAZARD FRERES

Account number

Page 31 of 115

Investment Transaction Detail

Trade Date	Settle Date	Trade Status	Security Description	Shares/PAR	Principal	Transaction Amount	Adjustment Amt	Cost	Realized Gain/Loss		Total
			Asset ID / Ticker						Market	Translation	
			Broker / Commission	Price		Accrued Interest					
			Narrative								
Purchases											
Equities											
Germany - EUR											
14 Dec 23			COVESTRO AG NPV	50.000	-2,809.07	0.00	0.00	2,809.07	0.00	0.00	0.00
18 Dec 23			SEDOL: BYTBWY9 /								
Settled			GOLDMAN, SACHS AND CO. / 3.65	51.978700							
			COVESTRO AG NPV PRICE: 51.9788								
			BROKER COMMISSION: 3.64								
			BROKER: GOLDMAN, SACHS AND CO.								
14 Dec 23			COVESTRO AG NPV	23.000	-1,285.42	0.00	0.00	1,285.42	0.00	0.00	0.00
18 Dec 23			SEDOL: BYTBWY9 /								
Settled			SOCIETE GENERALE / .93	51.736800							
			COVESTRO AG NPV PRICE:								
			51.7369565 BROKER COMMISSION:								
			0.92 BROKER: SOCIETE GENERALE								
14 Dec 23			COVESTRO AG NPV	11.000	-615.03	0.00	0.00	615.03	0.00	0.00	0.00
18 Dec 23			SEDOL: BYTBWY9 /								
Settled			INVESTMENT TECHNOLOGY GROUP LTD. / .44	51.759300							
			COVESTRO AG NPV PRICE:								
			51.7590909 BROKER COMMISSION:								
			0.44 BROKER: INVESTMENT								
			TECHNOLOGY GROUP LTD.								
15 Dec 23			COVESTRO AG NPV	125.000	-7,179.97	0.00	0.00	7,179.97	0.00	0.00	0.00
19 Dec 23			SEDOL: BYTBWY9 /								
Settled			GOLDMAN, SACHS AND CO. / 9.32	52.176200							
			COVESTRO AG NPV PRICE:								
			52.17624 BROKER COMMISSION:								
			9.32 BROKER: GOLDMAN, SACHS								
			AND CO.								
11 Dec 23			MTU AERO ENGINES A NPV (REGD)	59.000	-12,018.68	0.00	0.00	12,018.68	0.00	0.00	0.00
13 Dec 23			SEDOL: B09DHL9 /								
Settled			UBS AG LONDON BRANCH / 10.81	188.998700							
			MTU AERO ENGINES A NPV (REGD)								
			PRICE: 188.998644 BROKER								
			COMMISSION: 10.81 BROKER: UBS								
			AG LONDON BRANCH								

Portfolio Statement

1 DEC 23 - 31 DEC 23

Account Name UFCW TRI-STATE - LAZARD FRERES

Account number

Page 32 of 115

Investment Transaction Detail

Trade Date Settle Date Trade Status	Security Description Asset ID / Ticker Broker / Commission Narrative	Shares/PAR Price	Principal	Transaction Amount Accrued Interest	Adjustment Amt	Cost	Realized Gain/Loss		Total
							Market	Translation	
<i>Purchases</i>									
Equities									
11 Dec 23 13 Dec 23 Settled	MTU AERO ENGINES A NPV (REGD) SEDOL: B09DHL9 / J.P. MORGAN SECURITIES PLC / .74 MTU AERO ENGINES A NPV (REGD) PRICE: 190.05 BROKER COMMISSION: 0.74 BROKER: J.P. MORGAN SECURITIES PLC	5.000 190.050000	-1,024.02	0.00	0.00	1,024.02	0.00	0.00	0.00
Total Germany - EUR			-24,932.19	0.00	0.00	24,932.19	0.00	0.00	0.00
Hong Kong - HKD									
18 Dec 23 20 Dec 23 Settled	AIA GROUP LTD NPV SEDOL: B4TX8S1 / 1299 HK CLSA LIMITED / 1.38 OTHER CHARGES: 1.94 AIA GROUP LTD NPV PRICE: 67.4844 BROKER COMMISSION: 1.38 OTHER CHARGES: 1.93 BROKER: CLSA LIMITED	200.000 67.484400	-1,732.73	0.00	0.00	1,732.73	0.00	0.00	0.00
18 Dec 23 20 Dec 23 Settled	AIA GROUP LTD NPV SEDOL: B4TX8S1 / 1299 HK BNP PARIBAS SECURITIES (ASIA) LTD. / 6.92 OTHER CHARGES: 9.45 AIA GROUP LTD NPV PRICE: 67.4994 BROKER COMMISSION: 6.91 OTHER CHARGES: 9.44 BROKER: BNP PARIBAS SECURITIES (ASIA) LTD.	1,000.000 67.499400	-8,665.31	0.00	0.00	8,665.31	0.00	0.00	0.00
Total Hong Kong - HKD			-10,398.04	0.00	0.00	10,398.04	0.00	0.00	0.00
Israel - USD									
15 Dec 23 19 Dec 23 Settled	WIX.COM LTD COM ILS0.01 SEDOL: BFZCHN7 / WIX BANK OF AMERICA CORPORATION / .08 OTHER CHARGES: .30 WIX.COM LTD COM ILS0.01 PRICE: 112.2333333 BROKER COMMISSION: 0.08 OTHER CHARGES: 0.30 BROKER: BANK OF AMERICA CORPORATION	15.000 112.233400	-1,683.88	0.00	0.00	1,683.88	0.00	0.00	0.00

Portfolio Statement

1 DEC 23 - 31 DEC 23

Account Name UFCW TRI-STATE - LAZARD FRERES

Account number

Page 33 of 115

Investment Transaction Detail

Trade Date Settle Date Trade Status	Security Description	Shares/PAR Price	Principal	Transaction Amount Accrued Interest	Adjustment Amt	Cost	Realized Gain/Loss		Total
	Asset ID / Ticker Broker / Commission Narrative						Market	Translation	
<i>Purchases</i>									
Equities									
15 Dec 23 19 Dec 23 Settled	WIX.COM LTD COM ILS0.01 SEDOL: BFZCHN7 / WIX LUMINEX TRADING AND ANALYTICS / .08 OTHER CHARGES: .01 WIX.COM LTD COM ILS0.01 PRICE: 112.6346666 BROKER COMMISSION: 0.08 OTHER CHARGES: 0.01 BROKER: LUMINEX TRADING AND ANALYTICS	15.000 112.635000	-1,689.61	0.00	0.00	1,689.61	0.00	0.00	0.00
19 Dec 23 21 Dec 23 Settled	WIX.COM LTD COM ILS0.01 SEDOL: BFZCHN7 / WIX SANFORD C. BERNSTEIN AND CO., LLC / .08 OTHER CHARGES: .32 WIX.COM LTD COM ILS0.01 PRICE: 119.081875 BROKER COMMISSION: 0.08 OTHER CHARGES: 0.32 BROKER: SANFORD C. BERNSTEIN AND CO., LLC	16.000 119.081700	-1,905.71	0.00	0.00	1,905.71	0.00	0.00	0.00
21 Dec 23 26 Dec 23 Settled	WIX.COM LTD COM ILS0.01 SEDOL: BFZCHN7 / WIX BANK OF AMERICA CORPORATION / .04 OTHER CHARGES: .14 WIX.COM LTD COM ILS0.01 PRICE: 120.3857142 BROKER COMMISSION: 0.04 OTHER CHARGES: 0.14 BROKER: BANK OF AMERICA CORPORATION	7.000 120.386400	-842.88	0.00	0.00	842.88	0.00	0.00	0.00
22 Dec 23 27 Dec 23 Settled	WIX.COM LTD COM ILS0.01 SEDOL: BFZCHN7 / WIX MORGAN STANLEY AND CO., LLC / .03 OTHER CHARGES: .10 WIX.COM LTD COM ILS0.01 PRICE: 123.002 BROKER COMMISSION: 0.03 OTHER CHARGES: 0.10 BROKER: MORGAN STANLEY AND CO., LLC	5.000 123.002100	-615.14	0.00	0.00	615.14	0.00	0.00	0.00

Portfolio Statement

1 DEC 23 - 31 DEC 23

Account Name UFCW TRI-STATE - LAZARD FRERES

Account number

Page 34 of 115

Investment Transaction Detail

Trade Date Settle Date Trade Status	Security Description Asset ID / Ticker Broker / Commission Narrative	Shares/PAR Price	Principal	Transaction Amount Accrued Interest	Adjustment Amt	Cost	Realized Gain/Loss		
							Market	Translation	Total
<i>Purchases</i>									
Equities									
27 Dec 23	WIX.COM LTD COM ILS0.01	1.000	-125.64	0.00	0.00	125.64	0.00	0.00	0.00
29 Dec 23	SEDOL: BFZCHN7 / WIX								
Settled	UBS AG STAMFORD BRANCH / .01	125.606600							
	OTHER CHARGES: .02								
	WIX.COM LTD COM ILS0.01 PRICE:								
	125.61 BROKER COMMISSION: 0.01								
	OTHER CHARGES: 0.02 BROKER:								
	UBS AG STAMFORD BRANCH								
Total Israel - USD			-6,862.86	0.00	0.00	6,862.86	0.00	0.00	0.00
Japan - JPY									
15 Dec 23	NITORI HOLDINGS NPV	400.000	-52,521.38	0.00	0.00	52,521.38	0.00	0.00	0.00
19 Dec 23	SEDOL: 6644800 /								
Settled	UBS SECURITIES ASIA LIMITED / 68.18	18,580.236100							
	NITORI HOLDINGS NPV PRICE:								
	18580.235 BROKER COMMISSION:								
	68.18 BROKER: UBS SECURITIES								
	ASIA LIMITED								
13 Dec 23	RENESAS ELECTRONICS CORPORATION NPV	500.000	-8,762.79	0.00	0.00	8,762.79	0.00	0.00	0.00
15 Dec 23	SEDOL: 6635677 /								
Settled	MERRILL LYNCH INTERNATIONAL LIMITED /	2,549.202000							
	11.37								
	RENESAS ELECTRONICS								
	CORPORATION NPV PRICE:								
	2549.202 BROKER COMMISSION:								
	11.37 BROKER: MERRILL LYNCH								
	INTERNATIONAL LIMITED								
14 Dec 23	RENESAS ELECTRONICS CORPORATION NPV	300.000	-5,262.21	0.00	0.00	5,262.21	0.00	0.00	0.00
18 Dec 23	SEDOL: 6635677 /								
Settled	MERRILL LYNCH INTERNATIONAL LIMITED /	2,542.818800							
	6.83								
	RENESAS ELECTRONICS								
	CORPORATION NPV PRICE:								
	2542.8166666 BROKER								
	COMMISSION: 6.82 BROKER:								
	MERRILL LYNCH INTERNATIONAL								

Portfolio Statement

1 DEC 23 - 31 DEC 23

Account Name UFCW TRI-STATE - LAZARD FRERES

Account number

Page 35 of 115

Investment Transaction Detail

Trade Date Settle Date Trade Status	Security Description Asset ID / Ticker Broker / Commission Narrative	Shares/PAR Price	Principal	Transaction Amount Accrued Interest	Adjustment Amt	Cost	Realized Gain/Loss		
							Market	Translation	Total
<i>Purchases</i>									
Equities									
15 Dec 23 19 Dec 23 Settled	SHIMADZU CORP NPV SEDOL: 6804369 / UBS SECURITIES ASIA LIMITED / 17.77 SHIMADZU CORP NPV PRICE: 3875.44 BROKER COMMISSION: 17.77 BROKER: UBS SECURITIES ASIA LIMITED	500.000 3,875.440000	-13,693.54	0.00	0.00	13,693.54	0.00	0.00	0.00
18 Dec 23 20 Dec 23 Settled	SHIMADZU CORP NPV SEDOL: 6804369 / UBS SECURITIES ASIA LIMITED / 7.12 SHIMADZU CORP NPV PRICE: 3888.07 BROKER COMMISSION: 7.12 BROKER: UBS SECURITIES ASIA LIMITED	200.000 3,888.071200	-5,492.74	0.00	0.00	5,492.74	0.00	0.00	0.00
19 Dec 23 21 Dec 23 Settled	SHIMADZU CORP NPV SEDOL: 6804369 / MERRILL LYNCH INTERNATIONAL LIMITED / 3.54 SHIMADZU CORP NPV PRICE: 3905.18 BROKER COMMISSION: 3.54 BROKER: MERRILL LYNCH INTERNATIONAL LIMITED	100.000 3,905.189500	-2,732.34	0.00	0.00	2,732.34	0.00	0.00	0.00
20 Dec 23 22 Dec 23 Settled	SHIMADZU CORP NPV SEDOL: 6804369 / MERRILL LYNCH INTERNATIONAL LIMITED / 3.58 SHIMADZU CORP NPV PRICE: 3967.72 BROKER COMMISSION: 3.58 BROKER: MERRILL LYNCH INTERNATIONAL LIMITED	100.000 3,967.722500	-2,762.49	0.00	0.00	2,762.49	0.00	0.00	0.00
21 Dec 23 25 Dec 23 Settled	SHIMADZU CORP NPV SEDOL: 6804369 / BNP PARIBAS SECURITIES (ASIA) LTD. / 1.36 SHIMADZU CORP NPV PRICE: 3937.98 BROKER COMMISSION: 1.36 BROKER: BNP PARIBAS SECURITIES (ASIA) LTD.	100.000 3,937.983900	-2,741.88	0.00	0.00	2,741.88	0.00	0.00	0.00

Portfolio Statement

1 DEC 23 - 31 DEC 23

Account Name UFCW TRI-STATE - LAZARD FRERES
Account number [REDACTED]

Page 36 of 115

Investment Transaction Detail

Trade Date Settle Date Trade Status	Security Description Asset ID / Ticker Broker / Commission Narrative	Shares/PAR Price	Principal	Transaction Amount Accrued Interest	Adjustment Amt	Cost	Realized Gain/Loss		Total
							Market	Translation	
Purchases									
Equities									
22 Dec 23 26 Dec 23 Settled	SHIMADZU CORP NPV SEDOL: 6804369 / BNP PARIBAS SECURITIES (ASIA) LTD. / 1.39 SHIMADZU CORP NPV PRICE: 3947.93 BROKER COMMISSION: 1.38 BROKER: BNP PARIBAS SECURITIES (ASIA) LTD.	100.000 3,947.938300	-2,778.20	0.00	0.00	2,778.20	0.00	0.00	0.00
26 Dec 23 28 Dec 23 Settled	SHIMADZU CORP NPV SEDOL: 6804369 / BNP PARIBAS SECURITIES SERVICES SA / 6.86 SHIMADZU CORP NPV PRICE: 3923.4633333 BROKER COMMISSION: 6.85 BROKER: BNP PARIBAS SECURITIES SERVICES SA	300.000 3,923.465000	-8,274.03	0.00	0.00	8,274.03	0.00	0.00	0.00
18 Dec 23 20 Dec 23 Settled	SUZUKI MOTOR CORP NPV SEDOL: 6865504 / GOLDMAN, SACHS AND CO. / 10.14 SUZUKI MOTOR CORP NPV PRICE: 5533.035 BROKER COMMISSION: 10.14 BROKER: GOLDMAN, SACHS AND CO.	200.000 5,533.039200	-7,816.62	0.00	0.00	7,816.62	0.00	0.00	0.00
19 Dec 23 21 Dec 23 Settled	SUZUKI MOTOR CORP NPV SEDOL: 6865504 / GOLDMAN, SACHS AND CO. / 10.13 SUZUKI MOTOR CORP NPV PRICE: 5579.625 BROKER COMMISSION: 10.12 BROKER: GOLDMAN, SACHS AND CO.	200.000 5,579.629200	-7,807.80	0.00	0.00	7,807.80	0.00	0.00	0.00
Total Japan - JPY			-120,646.02	0.00	0.00	120,646.02	0.00	0.00	0.00
Netherlands - EUR									
18 Dec 23 20 Dec 23 Settled	ING GROEP N.V. EUR0.01 SEDOL: BZ57390 / HSBC BANK PLC / 16.71 ING GROEP N.V. EUR0.01 PRICE: 13.725303 BROKER COMMISSION: 16.71 BROKER: HSBC BANK PLC	858.000 13.725300	-12,871.14	0.00	0.00	12,871.14	0.00	0.00	0.00
Total Netherlands - EUR			-12,871.14	0.00	0.00	12,871.14	0.00	0.00	0.00

Portfolio Statement

1 DEC 23 - 31 DEC 23

Account Name UFCW TRI-STATE - LAZARD FRERES
Account number [REDACTED]

Investment Transaction Detail

Page 37 of 115

Trade Date Settle Date Trade Status	Security Description Asset ID / Ticker Broker / Commission Narrative	Shares/PAR Price	Principal	Transaction Amount Accrued Interest	Adjustment Amt	Cost	Realized Gain/Loss		Total
							Market	Translation	
Purchases									
Equities									
Sweden - SEK									
12 Dec 23	SANDVIK AB NPV	888.000	-18,080.14	0.00	0.00	18,080.14	0.00	0.00	0.00
14 Dec 23	SEDOL: B1VQ252 /								
Settled	PERSHING SECURITIES LIMITED / 13.10	213.806500							
	SANDVIK AB NPV PRICE: 213.8064977 BROKER COMMISSION: 13.09 BROKER: PERSHING SECURITIES LIMITED								
Total Sweden - SEK			-18,080.14	0.00	0.00	18,080.14	0.00	0.00	0.00
Switzerland - CHF									
28 Dec 23	COMP.FIN.RICHEMONT CHF1 (REGD)	243.000	-33,607.12	0.00	0.00	33,607.12	0.00	0.00	0.00
3 Jan 24	SEDOL: BCRWZ18 /								
Pending	MORGAN STANLEY AND CO., LLC / 23.50	116.900000							
	COMP.FIN.RICHEMONT CHF1 (REGD) PRICE: 116.9 BROKER COMMISSION: 23.50 BROKER: MORGAN STANLEY AND CO., LLC								
Total Switzerland - CHF			-33,607.12	0.00	0.00	33,607.12	0.00	0.00	0.00
United Kingdom - GBP									
4 Dec 23	EXPERIAN ORD USD0.10	17.000	-630.64	0.00	0.00	630.64	0.00	0.00	0.00
6 Dec 23	SEDOL: B19NLV4 /								
Settled	CANTOR FITZGERALD EUROPE / .32	29.350000							
	EXPERIAN ORD USD0.10 PRICE: 29.35 BROKER COMMISSION: 0.31 BROKER: CANTOR FITZGERALD EUROPE								
11 Dec 23	EXPERIAN ORD USD0.10	5.000	-196.03	0.00	0.00	196.03	0.00	0.00	0.00
13 Dec 23	SEDOL: B19NLV4 /								
Settled	J.P. MORGAN SECURITIES PLC / .15	31.230000							
	EXPERIAN ORD USD0.10 PRICE: 31.23 BROKER COMMISSION: 0.15 BROKER: J.P. MORGAN SECURITIES PLC								

Portfolio Statement

1 DEC 23 - 31 DEC 23

Account Name UFCW TRI-STATE - LAZARD FRERES
Account number [REDACTED]

Investment Transaction Detail

Page 38 of 115

Trade Date Settle Date Trade Status	Security Description Asset ID / Ticker Broker / Commission Narrative	Shares/PAR Price	Principal	Transaction Amount Accrued Interest	Adjustment Amt	Cost	Realized Gain/Loss		
	Market						Translation	Total	
<i>Purchases</i>									
Equities									
11 Dec 23 13 Dec 23 Settled	EXPERIAN ORD USD0.10 SEDOL: B19NLV4 / BANQUE PARIBAS PARIS / .04 EXPERIAN ORD USD0.10 PRICE: 31.01 BROKER COMMISSION: 0.03 BROKER: BANQUE PARIBAS PARIS	1.000 31.005000	-38.94	0.00	0.00	38.94	0.00	0.00	0.00
11 Dec 23 13 Dec 23 Settled	EXPERIAN ORD USD0.10 SEDOL: B19NLV4 / CANTOR FITZGERALD EUROPE / .59 EXPERIAN ORD USD0.10 PRICE: 31.0233333 BROKER COMMISSION: 0.58 BROKER: CANTOR FITZGERALD EUROPE	30.000 31.023400	-1,168.06	0.00	0.00	1,168.06	0.00	0.00	0.00
12 Dec 23 14 Dec 23 Settled	EXPERIAN ORD USD0.10 SEDOL: B19NLV4 / BANQUE PARIBAS PARIS / 1.28 EXPERIAN ORD USD0.10 PRICE: 31.328 BROKER COMMISSION: 1.28 BROKER: BANQUE PARIBAS PARIS	45.000 31.328000	-1,770.53	0.00	0.00	1,770.53	0.00	0.00	0.00
12 Dec 23 14 Dec 23 Settled	EXPERIAN ORD USD0.10 SEDOL: B19NLV4 / J.P. MORGAN SECURITIES PLC / .11 EXPERIAN ORD USD0.10 PRICE: 31.385 BROKER COMMISSION: 0.11 BROKER: J.P. MORGAN SECURITIES PLC	4.000 31.385000	-157.67	0.00	0.00	157.67	0.00	0.00	0.00
12 Dec 23 14 Dec 23 Settled	EXPERIAN ORD USD0.10 SEDOL: B19NLV4 / CANTOR FITZGERALD EUROPE / .98 EXPERIAN ORD USD0.10 PRICE: 31.3536 BROKER COMMISSION: 0.97 BROKER: CANTOR FITZGERALD EUROPE	50.000 31.353600	-1,968.42	0.00	0.00	1,968.42	0.00	0.00	0.00
13 Dec 23 15 Dec 23 Settled	EXPERIAN ORD USD0.10 SEDOL: B19NLV4 / CANTOR FITZGERALD EUROPE / .67 EXPERIAN ORD USD0.10 PRICE: 31.39 BROKER COMMISSION: 0.66 BROKER: CANTOR FITZGERALD EUROPE	34.000 31.390000	-1,341.41	0.00	0.00	1,341.41	0.00	0.00	0.00

Portfolio Statement

1 DEC 23 - 31 DEC 23

Account Name UFCW TRI-STATE - LAZARD FRERES
Account number [REDACTED]

Investment Transaction Detail

Page 39 of 115

Trade Date	Security Description						Realized Gain/Loss		
Settle Date	Asset ID / Ticker	Shares/PAR	Principal	Transaction Amount	Adjustment Amt	Cost	Market	Translation	Total
Trade Status	Broker / Commission Narrative	Price		Accrued Interest					

Purchases

Equities

15 Dec 23	EXPERIAN ORD USD0.10	98.000	-3,995.44	0.00	0.00	3,995.44	0.00	0.00	0.00
19 Dec 23	SEDOL: B19NLV4 /								
Settled	CANTOR FITZGERALD EUROPE / 1.99	31.934100							
	EXPERIAN ORD USD0.10 PRICE:								
	31.9340816 BROKER COMMISSION:								
	1.99 BROKER: CANTOR FITZGERALD								
	EUROPE								
Total United Kingdom - GBP			-11,267.14	0.00	0.00	11,267.14	0.00	0.00	0.00
Total common stock			-249,674.88	0.00	0.00	249,674.88	0.00	0.00	0.00
Total equities			-249,674.88	0.00	0.00	249,674.88	0.00	0.00	0.00

Cash and Cash Equivalents

Funds - short term investment

United States - USD

1 Dec 23	NT COLLECTIVE SHORT TERM INVT FD	827.110	-827.11	0.00	0.00	827.11	0.00	0.00	0.00
1 Dec 23	CUSIP: 66586U452 /								
Settled	NORTHERN TRUST COMPANY, CHICAGO	1.000000							
	NT COLTV SHORT INVT FD PRICE:								
	1.0 NET BROKER: NORTHERN TRUST								
	COMPANY, CHICAGO								
4 Dec 23	NT COLLECTIVE SHORT TERM INVT FD	43,250.540	-43,250.54	0.00	0.00	43,250.54	0.00	0.00	0.00
4 Dec 23	CUSIP: 66586U452 /								
Settled	NORTHERN TRUST COMPANY, CHICAGO	1.000000							
	NT COLTV SHORT INVT FD PRICE:								
	1.0 NET BROKER: NORTHERN TRUST								
	COMPANY, CHICAGO								
5 Dec 23	NT COLLECTIVE SHORT TERM INVT FD	19,504.640	-19,504.64	0.00	0.00	19,504.64	0.00	0.00	0.00
5 Dec 23	CUSIP: 66586U452 /								
Settled	NORTHERN TRUST COMPANY, CHICAGO	1.000000							
	NT COLTV SHORT INVT FD PRICE:								
	1.0 NET BROKER: NORTHERN TRUST								
	COMPANY, CHICAGO								

Portfolio Statement

1 DEC 23 - 31 DEC 23

Account Name UFCW TRI-STATE - LAZARD FRERES
Account number [REDACTED]

Investment Transaction Detail

Page 40 of 115

Trade Date Settle Date Trade Status	Security Description Asset ID / Ticker	Shares/PAR Price	Principal	Transaction Amount Accrued Interest	Adjustment Amt	Cost	Realized Gain/Loss			
	Broker / Commission						Market	Translation	Total	
Purchases										
Cash and Cash Equivalents										
6 Dec 23 6 Dec 23 Settled	NT COLLECTIVE SHORT TERM INVT FD CUSIP: 66586U452 / NORTHERN TRUST COMPANY, CHICAGO NT COLTV SHORT INVT FD PRICE: 1.0 NET BROKER: NORTHERN TRUST COMPANY, CHICAGO	23,509.940 1.000000	-23,509.94	0.00	0.00	23,509.94	0.00	0.00	0.00	
7 Dec 23 7 Dec 23 Settled	NT COLLECTIVE SHORT TERM INVT FD CUSIP: 66586U452 / NORTHERN TRUST COMPANY, CHICAGO NT COLTV SHORT INVT FD PRICE: 1.0 NET BROKER: NORTHERN TRUST COMPANY, CHICAGO	645.960 1.000000	-645.96	0.00	0.00	645.96	0.00	0.00	0.00	
8 Dec 23 8 Dec 23 Settled	NT COLLECTIVE SHORT TERM INVT FD CUSIP: 66586U452 / NORTHERN TRUST COMPANY, CHICAGO NT COLTV SHORT INVT FD PRICE: 1.0 NET BROKER: NORTHERN TRUST COMPANY, CHICAGO	2,567.880 1.000000	-2,567.88	0.00	0.00	2,567.88	0.00	0.00	0.00	
11 Dec 23 11 Dec 23 Settled	NT COLLECTIVE SHORT TERM INVT FD CUSIP: 66586U452 / NORTHERN TRUST COMPANY, CHICAGO NT COLTV SHORT INVT FD PRICE: 1.0 NET BROKER: NORTHERN TRUST COMPANY, CHICAGO	79.720 1.000000	-79.72	0.00	0.00	79.72	0.00	0.00	0.00	
14 Dec 23 14 Dec 23 Settled	NT COLLECTIVE SHORT TERM INVT FD CUSIP: 66586U452 / NORTHERN TRUST COMPANY, CHICAGO NT COLTV SHORT INVT FD PRICE: 1.0 NET BROKER: NORTHERN TRUST COMPANY, CHICAGO	10,449.440 1.000000	-10,449.44	0.00	0.00	10,449.44	0.00	0.00	0.00	
15 Dec 23 15 Dec 23 Settled	NT COLLECTIVE SHORT TERM INVT FD CUSIP: 66586U452 / NORTHERN TRUST COMPANY, CHICAGO NT COLTV SHORT INVT FD PRICE: 1.0 NET BROKER: NORTHERN TRUST COMPANY, CHICAGO	14,810.320 1.000000	-14,810.32	0.00	0.00	14,810.32	0.00	0.00	0.00	

Portfolio Statement

1 DEC 23 - 31 DEC 23

Account Name UFCW TRI-STATE - LAZARD FRERES
Account number [REDACTED]

Investment Transaction Detail

Page 41 of 115

Trade Date Settle Date Trade Status	Security Description Asset ID / Ticker Broker / Commission Narrative	Shares/PAR Price	Principal	Transaction Amount		Adjustment Amt	Cost	Realized Gain/Loss		Total
	Accrued Interest				Market			Translation		
<i>Purchases</i>										
Cash and Cash Equivalents										
19 Dec 23 19 Dec 23 Settled	NT COLLECTIVE SHORT TERM INVT FD CUSIP: 66586U452 / NORTHERN TRUST COMPANY, CHICAGO NT COLTV SHORT INVT FD PRICE: 1.0 NET BROKER: NORTHERN TRUST COMPANY, CHICAGO	3,952.720 1.000000	-3,952.72	0.00	0.00	3,952.72	0.00	0.00	0.00	
26 Dec 23 26 Dec 23 Settled	NT COLLECTIVE SHORT TERM INVT FD CUSIP: 66586U452 / NORTHERN TRUST COMPANY, CHICAGO NT COLTV SHORT INVT FD PRICE: 1.0 NET BROKER: NORTHERN TRUST COMPANY, CHICAGO	21,601.910 1.000000	-21,601.91	0.00	0.00	21,601.91	0.00	0.00	0.00	
27 Dec 23 27 Dec 23 Settled	NT COLLECTIVE SHORT TERM INVT FD CUSIP: 66586U452 / NORTHERN TRUST COMPANY, CHICAGO NT COLTV SHORT INVT FD PRICE: 1.0 NET BROKER: NORTHERN TRUST COMPANY, CHICAGO	5,744.180 1.000000	-5,744.18	0.00	0.00	5,744.18	0.00	0.00	0.00	
28 Dec 23 28 Dec 23 Settled	NT COLLECTIVE SHORT TERM INVT FD CUSIP: 66586U452 / NORTHERN TRUST COMPANY, CHICAGO NT COLTV SHORT INVT FD PRICE: 1.0 NET BROKER: NORTHERN TRUST COMPANY, CHICAGO	5,984.130 1.000000	-5,984.13	0.00	0.00	5,984.13	0.00	0.00	0.00	
Total United States - USD			-152,928.49	0.00	0.00	152,928.49	0.00	0.00	0.00	
Total funds - short term investment			-152,928.49	0.00	0.00	152,928.49	0.00	0.00	0.00	
Total cash and cash equivalents			-152,928.49	0.00	0.00	152,928.49	0.00	0.00	0.00	
Total purchases			159,795.49	-402,603.37	0.00	0.00	402,603.37	0.00	0.00	0.00

Portfolio Statement

1 DEC 23 - 31 DEC 23

Account number XXXXXXXXXX
Account Name UFCW TRI-STATE - LAZARD FRERES

Page 42 of 115

Investment Transaction Detail

Trade Date	Security Description						Realized Gain/Loss		
Settle Date	Asset ID / Ticker	Shares/PAR	Principal	Transaction Amount	Adjustment Amt	Cost	Market	Translation	Total
Trade Status	Broker / Commission Narrative	Price		Accrued Interest					

Sales

Equities

Common stock

Canada - CAD

1 Dec 23	SUNCOR ENERGY INC COM NPV 'NEW'	-59.000	1,959.27	0.00	0.00	-1,512.84	510.64	-64.21	446.43
5 Dec 23	SEDOL: B3NB1P2 / SU								
Settled	BMO NESBITT BURNS INC / .87	45.045000							
	SUNCOR ENERGY INC COM NPV								
	'NEW' PRICE: 45.0450847 BROKER								
	COMMISSION: 0.87 BROKER: BMO								
	NESBITT BURNS INC								
1 Dec 23	SUNCOR ENERGY INC COM NPV 'NEW'	-427.000	14,028.03	0.00	0.00	-10,948.83	3,543.88	-464.68	3,079.20
5 Dec 23	SEDOL: B3NB1P2 / SU								
Settled	BNY CONVERGEX EXECUTION SOLUTIONS / 4.73	44.558123							
	SUNCOR ENERGY INC COM NPV								
	'NEW' PRICE: 44.5581264 BROKER								
	COMMISSION: 4.72 BROKER: BNY								
	CONVERGEX EXECUTION SOLUTIONS								
Total Canada - CAD			15,987.30	0.00	0.00	-12,461.67	4,054.52	-528.89	3,525.63

Japan - JPY

15 Dec 23	SHIMANO INC NPV	-100.000	15,181.09	0.00	0.00	-23,393.81	-3,079.74	-5,132.98	-8,212.72
19 Dec 23	SEDOL: 6804820 / SHMDF								
Settled	BNP PARIBAS SECURITIES SERVICES SA /	21,527.945000							
	12.60								
	SHIMANO INC NPV PRICE:								
	21527.94 BROKER COMMISSION:								
	12.60 BROKER: BNP PARIBAS								
	SECURITIES SERVICES SA								
15 Dec 23	SHIMANO INC NPV	-100.000	15,078.86	0.00	0.00	-23,393.82	-3,181.98	-5,132.98	-8,314.96
19 Dec 23	SEDOL: 6804820 / SHMDF								
Settled	MIZUHO SECURITIES USA INC. / 7.54	21,375.916900							
	SHIMANO INC NPV PRICE:								
	21375.91 BROKER COMMISSION:								
	7.53 BROKER: MIZUHO SECURITIES								
	USA INC.								

Portfolio Statement

1 DEC 23 - 31 DEC 23

Account Name UFCW TRI-STATE - LAZARD FRERES

Account number

Investment Transaction Detail

Page 43 of 115

Trade Date Settle Date Trade Status	Security Description	Shares/PAR Price	Principal	Transaction Amount Accrued Interest	Adjustment Amt	Cost	Realized Gain/Loss		Total
	Asset ID / Ticker Broker / Commission Narrative						Market	Translation	
Sales									
Equities									
15 Dec 23 19 Dec 23 Settled	SUMITOMO MITSUI FINANCIAL GROUP NPV SEDOL: 6563024 / SMFNF UBS SECURITIES ASIA LIMITED / 68.63 SUMITOMO MITSUI FINANCIAL GROUP NPV PRICE: 6801.0927272 BROKER COMMISSION: 68.62 BROKER: UBS SECURITIES ASIA LIMITED	-1,100.000 6,801.093100	52,731.16	0.00	0.00	-39,320.94	14,682.13	-1,271.91	13,410.22
18 Dec 23 20 Dec 23 Settled	SUMITOMO MITSUI FINANCIAL GROUP NPV SEDOL: 6563024 / SMFNF UBS SECURITIES ASIA LIMITED / 6.07 SUMITOMO MITSUI FINANCIAL GROUP NPV PRICE: 6626.24 BROKER COMMISSION: 6.07 BROKER: UBS SECURITIES ASIA LIMITED	-100.000 6,626.245100	4,668.36	0.00	0.00	-3,574.63	1,210.94	-117.21	1,093.73
19 Dec 23 21 Dec 23 Settled	SUMITOMO MITSUI FINANCIAL GROUP NPV SEDOL: 6563024 / SMFNF MERRILL LYNCH INTERNATIONAL LIMITED / 6.05 SUMITOMO MITSUI FINANCIAL GROUP NPV PRICE: 6669.61 BROKER COMMISSION: 6.05 BROKER: MERRILL LYNCH INTERNATIONAL LIMITED	-100.000 6,669.616100	4,654.43	0.00	0.00	-3,574.63	1,229.75	-149.95	1,079.80
20 Dec 23 22 Dec 23 Settled	SUMITOMO MITSUI FINANCIAL GROUP NPV SEDOL: 6563024 / SMFNF MERRILL LYNCH INTERNATIONAL LIMITED / 6.07 SUMITOMO MITSUI FINANCIAL GROUP NPV PRICE: 6720.17 BROKER COMMISSION: 6.07 BROKER: MERRILL LYNCH INTERNATIONAL LIMITED	-100.000 6,720.170900	4,666.72	0.00	0.00	-3,574.63	1,258.83	-166.74	1,092.09

Portfolio Statement

1 DEC 23 - 31 DEC 23

Account Name UFCW TRI-STATE - LAZARD FRERES

Account number

Page 44 of 115

Investment Transaction Detail

Trade Date Settle Date Trade Status	Security Description Asset ID / Ticker Broker / Commission Narrative	Shares/PAR Price	Principal	Transaction Amount Accrued Interest	Adjustment Amt	Cost	Realized Gain/Loss		
							Market	Translation	Total
Sales									
Equities									
26 Dec 23 28 Dec 23 Settled	SUMITOMO MITSUI FINANCIAL GROUP NPV SEDOL: 6563024 / SMFNF BNP PARIBAS SECURITIES (ASIA) LTD. / 7.13 SUMITOMO MITSUI FINANCIAL GROUP NPV PRICE: 6771.0266666 BROKER COMMISSION: 7.12 BROKER: BNP PARIBAS SECURITIES (ASIA) LTD.	-300.000 6,771.027400	14,260.18	0.00	0.00	-10,723.90	3,933.09	-396.81	3,536.28
Total Japan - JPY			111,240.80	0.00	0.00	-107,556.36	16,053.02	-12,368.58	3,684.44
United Kingdom - GBP									
12 Dec 23 14 Dec 23 Settled	ANGLO AMERICAN USD0.54945 SEDOL: B1XZS82 / BARCLAYS CAPITAL / 42.31 OTHER CHARGES: 1.26 ANGLO AMERICAN USD0.54945 PRICE: 17.172298 BROKER COMMISSION: 42.30 OTHER CHARGES: 1.25 BROKER: BARCLAYS CAPITAL	-1,510.000 17.172300	32,498.80	0.00	0.00	-56,431.94	-20,200.85	-3,732.29	-23,933.14
13 Dec 23 15 Dec 23 Settled	ANGLO AMERICAN USD0.54945 SEDOL: B1XZS82 / BARCLAYS CAPITAL / 32.34 OTHER CHARGES: 1.26 ANGLO AMERICAN USD0.54945 PRICE: 16.7912977 BROKER COMMISSION: 32.33 OTHER CHARGES: 1.25 BROKER: BARCLAYS CAPITAL	-1,179.000 16.791300	24,836.31	0.00	0.00	-44,061.76	-16,352.28	-2,873.17	-19,225.45
1 Dec 23 5 Dec 23 Settled	BP ORD USD0.25 SEDOL: 0798059 / BPAQF J.P. MORGAN SECURITIES PLC / 21.72 OTHER CHARGES: 1.27 BP ORD USD0.25 PRICE: 4.7336011 BROKER COMMISSION: 21.72 OTHER CHARGES: 1.26 BROKER: J.P. MORGAN SECURITIES PLC	-2,788.000 4.733600	16,684.11	0.00	0.00	-15,229.01	1,068.12	386.98	1,455.10

Portfolio Statement

1 DEC 23 - 31 DEC 23

Account Name UFCW TRI-STATE - LAZARD FRERES

Account number

Page 45 of 115

Investment Transaction Detail

Trade Date Settle Date Trade Status	Security Description Asset ID / Ticker Broker / Commission Narrative	Shares/PAR Price	Principal	Transaction Amount Accrued Interest	Adjustment Amt	Cost	Realized Gain/Loss		
							Market	Translation	Total
Sales									
Equities									
1 Dec 23 5 Dec 23 Settled	RELX PLC SEDOL: B2B0DG9 / BANQUE PARIBAS PARIS / .05 RELX PLC PRICE: 30.715 BROKER COMMISSION: 0.05 BROKER: BANQUE PARIBAS PARIS	-2.000 30.715000	77.72	0.00	0.00	-47.18	31.70	-1.16	30.54
1 Dec 23 5 Dec 23 Settled	RELX PLC SEDOL: B2B0DG9 / BNY CONVERGEX EXECUTION SOLUTIONS / 6.48 RELX PLC PRICE: 30.5442635 BROKER COMMISSION: 6.48 BROKER: BNY CONVERGEX EXECUTION SOLUTIONS	-129.000 30.544300	4,981.63	0.00	0.00	-3,043.05	2,013.67	-75.09	1,938.58
4 Dec 23 6 Dec 23 Settled	RELX PLC SEDOL: B2B0DG9 / BNY CONVERGEX EXECUTION SOLUTIONS / 4.74 RELX PLC PRICE: 30.4170526 BROKER COMMISSION: 4.73 BROKER: BNY CONVERGEX EXECUTION SOLUTIONS	-95.000 30.417000	3,645.72	0.00	0.00	-2,241.01	1,464.59	-59.88	1,404.71
Total United Kingdom - GBP			82,724.29	0.00	0.00	-121,053.95	-31,975.05	-6,354.61	-38,329.66
United States - USD									
21 Dec 23 26 Dec 23 Settled	AON PLC SEDOL: BLP1HW5 / AON J.P. MORGAN SECURITIES LLC / .42 OTHER CHARGES: 1.88 AON PLC (IE) COM USD0.01 CL A PRICE: 288.2209523 BROKER COMMISSION: 0.42 OTHER CHARGES: 1.88 BROKER: J.P. MORGAN SECURITIES LLC	-84.000 288.220900	24,208.26	0.00	0.00	-8,613.76	15,594.50	0.00	15,594.50
22 Dec 23 27 Dec 23 Settled	AON PLC SEDOL: BLP1HW5 / AON SANFORD C. BERNSTEIN AND CO., LLC / .11 OTHER CHARGES: .50 AON PLC (IE) COM USD0.01 CL A PRICE: 289.0877272 BROKER COMMISSION: 0.11 OTHER CHARGES: 0.50 BROKER: SANFORD C. BERNSTEIN AND CO., LLC	-22.000 289.087600	6,359.32	0.00	0.00	-2,255.98	4,103.34	0.00	4,103.34

Portfolio Statement

1 DEC 23 - 31 DEC 23

Account number XXXXXXXXXX
Account Name UFCW TRI-STATE - LAZARD FRERES

Page 46 of 115

Investment Transaction Detail

Trade Date	Security Description	Shares/PAR	Principal	Transaction Amount	Accrued Interest	Adjustment Amt	Cost	Realized Gain/Loss		Total
Settle Date	Asset ID / Ticker							Market	Translation	
Trade Status	Broker / Commission	Price								
	Narrative									

Sales

Equities

Total United States - USD			30,567.58	0.00	0.00	-10,869.74	19,697.84	0.00	19,697.84
Total common stock			240,519.97	0.00	0.00	-251,941.72	7,830.33	-19,252.08	-11,421.75
Total equities			240,519.97	0.00	0.00	-251,941.72	7,830.33	-19,252.08	-11,421.75

Cash and Cash Equivalents

Funds - short term investment

United States - USD

12 Dec 23	NT COLLECTIVE SHORT TERM INVT FD	-53.660	53.66	0.00	0.00	-53.66	0.00	0.00	0.00
12 Dec 23	CUSIP: 66586U452 /								
Settled	NORTHERN TRUST COMPANY, CHICAGO	1.000000							
	NT COLTV SHORT INVT FD PRICE:								
	1.0 NET BROKER: NORTHERN TRUST								
	COMPANY, CHICAGO								
13 Dec 23	NT COLLECTIVE SHORT TERM INVT FD	-14,427.220	14,427.22	0.00	0.00	-14,427.22	0.00	0.00	0.00
13 Dec 23	CUSIP: 66586U452 /								
Settled	NORTHERN TRUST COMPANY, CHICAGO	1.000000							
	NT COLTV SHORT INVT FD PRICE:								
	1.0 NET BROKER: NORTHERN TRUST								
	COMPANY, CHICAGO								
18 Dec 23	NT COLLECTIVE SHORT TERM INVT FD	-10,155.710	10,155.71	0.00	0.00	-10,155.71	0.00	0.00	0.00
18 Dec 23	CUSIP: 66586U452 /								
Settled	NORTHERN TRUST COMPANY, CHICAGO	1.000000							
	NT COLTV SHORT INVT FD PRICE:								
	1.0 NET BROKER: NORTHERN TRUST								
	COMPANY, CHICAGO								
20 Dec 23	NT COLLECTIVE SHORT TERM INVT FD	-31,853.720	31,853.72	0.00	0.00	-31,853.72	0.00	0.00	0.00
20 Dec 23	CUSIP: 66586U452 /								
Settled	NORTHERN TRUST COMPANY, CHICAGO	1.000000							
	NT COLTV SHORT INVT FD PRICE:								
	1.0 NET BROKER: NORTHERN TRUST								
	COMPANY, CHICAGO								
21 Dec 23	NT COLLECTIVE SHORT TERM INVT FD	-18,799.510	18,799.51	0.00	0.00	-18,799.51	0.00	0.00	0.00
21 Dec 23	CUSIP: 66586U452 /								
Settled	NORTHERN TRUST COMPANY, CHICAGO	1.000000							
	NT COLTV SHORT INVT FD PRICE:								
	1.0 NET BROKER: NORTHERN TRUST								
	COMPANY, CHICAGO								

Portfolio Statement

1 DEC 23 - 31 DEC 23

Account number XXXXXXXXXX
Account Name UFCW TRI-STATE - LAZARD FRERES

◆ Investment Transaction Detail

Page 47 of 115

Trade Date Settle Date Trade Status	Security Description Asset ID / Ticker Broker / Commission Narrative	Shares/PAR Price	Principal	Transaction Amount Accrued Interest	Adjustment Amt	Cost	Realized Gain/Loss		
							Market	Translation	Total
Sales									
Cash and Cash Equivalents									
22 Dec 23 22 Dec 23 Settled	NT COLLECTIVE SHORT TERM INVT FD CUSIP: 66586U452 / NORTHERN TRUST COMPANY, CHICAGO NT COLTV SHORT INVT FD PRICE: 1.0 NET BROKER: NORTHERN TRUST COMPANY, CHICAGO	-857.590 1.000000	857.59	0.00	0.00	-857.59	0.00	0.00	0.00
29 Dec 23 29 Dec 23 Settled	NT COLLECTIVE SHORT TERM INVT FD CUSIP: 66586U452 / NORTHERN TRUST COMPANY, CHICAGO NT COLTV SHORT INVT FD PRICE: 1.0 NET BROKER: NORTHERN TRUST COMPANY, CHICAGO	-125.640 1.000000	125.64	0.00	0.00	-125.64	0.00	0.00	0.00
Total United States - USD			76,273.05	0.00	0.00	-76,273.05	0.00	0.00	0.00
Total funds - short term investment			76,273.05	0.00	0.00	-76,273.05	0.00	0.00	0.00
Total cash and cash equivalents			76,273.05	0.00	0.00	-76,273.05	0.00	0.00	0.00
Total sales		-84,468.05	316,793.02	0.00	0.00	-328,214.77	7,830.33	-19,252.08	-11,421.75
Total transactions			-86,637.39	0.00	0.00	74,388.60	7,830.33	-20,079.12	-12,248.79

Portfolio Statement

31 DEC 23

Account Name UFCW TRI-STATE - LAZARD FRERES Account number

Page 48 of 115

Pending Tran Detail w/Accrued Interest

Purchasing Transaction Detail with Accrued Interest					Cost/Market	Accrued Interest	Total
Trade date/ Settle date	Country	Trade Status	Security description Asset Id Trade Expenses	Shares/PAR	Local Cost Base Cost Base Market	Local Base Market	Local Cost Base Cost Base Market
Purchases							
Swiss franc							
Equities							
Common stock							
28 Dec 23	Switzerland	Cash pending	COMP.FIN.RICHEMONT CHF1 (REGD)	243.000	- 28,426.58	0.00	- 28,426.58
3 Jan 24		Shares not delivered	SEDOL: BCRWZ18		- 33,607.12	0.00	- 33,607.12
			Broker Commission: 23.50		- 33,774.82	0.00	- 33,774.82
Total common stock					- 28,426.58	0.00	- 28,426.58
					- 33,607.12	0.00	- 33,607.12
					- 33,774.82	0.00	- 33,774.82
Total equities					- 28,426.58	0.00	- 28,426.58
					- 33,607.12	0.00	- 33,607.12
					- 33,774.82	0.00	- 33,774.82
Total Swiss franc					- 28,426.58	0.00	- 28,426.58
					- 33,607.12	0.00	- 33,607.12
					- 33,774.82	0.00	- 33,774.82
Total purchases					N/A	N/A	N/A
					- 33,607.12	0.00	- 33,607.12
					- 33,774.82	0.00	- 33,774.82

Portfolio Statement

1 DEC 23 - 31 DEC 23

Account Name UFCW TRI-STATE - LAZARD FRERES
Account number [REDACTED]

◆ Income & Expense Summary

Page 49 of 115

Type	Receivables last period	Receivables this period	Amount received	Tax recoverable last period	Tax recoverable this period	Tax reclaims received	Accrual receipts/ deliveries	Earned income
<i>Income</i>								
Equities								
Common stock	9,952.45	1,625.54	9,811.51	52,944.14	52,230.35	191.16	0.00	961.97
Preferred stock	0.00	0.00	0.00	5,930.17	6,003.82	0.00	0.00	73.65
Total equities	9,952.45	1,625.54	9,811.51	58,874.31	58,234.17	191.16	0.00	1,035.62
Cash and cash equivalents								
Cash	0.95	- 0.04	1.65	0.00	0.00	0.00	0.00	0.66
Funds - short term investment	619.42	1,088.38	661.95	0.00	0.00	0.00	0.00	1,130.91
Total cash and cash equivalents	620.37	1,088.34	663.60	0.00	0.00	0.00	0.00	1,131.57
Securities lending								
	0.00	0.00	40.46	0.00	0.00	0.00	0.00	40.46
Total securities lending	0.00	0.00	40.46	0.00	0.00	0.00	0.00	40.46
Total income	10,572.82	2,713.88	10,515.57	58,874.31	58,234.17	191.16	0.00	2,207.65
Type	Payables last period	Payables this period	Amount paid	Tax recoverable last period	Tax recoverable this period	Tax reclaims received	Accrual receipts/ deliveries	Expenses recognized
<i>Expense</i>								
Expenses								
Delivery and receipt fees	0.00	0.00	- 53.66	0.00	0.00	0.00	0.00	- 53.66
Other expenses	0.00	0.00	- 17.58	0.00	0.00	0.00	0.00	- 17.58

Portfolio Statement

1 DEC 23 - 31 DEC 23

Account number XXXXXXXXXX
Account Name UFCW TRI-STATE - LAZARD FRERES

◆ Income & Expense Summary

Page 50 of 115

Type	Payables last period	Payables this period	Amount paid	Tax recoverable last period	Tax recoverable this period	Tax reclaims received	Accrual receipts/ deliveries	Expenses recognized
<i>Expense</i>								
Expenses								
Securities lending fees	0.00	0.00	- 16.16	0.00	0.00	0.00	0.00	- 16.16
Total expenses	0.00	0.00	- 87.40	0.00	0.00	0.00	0.00	- 87.40
Total expense	0.00	0.00	- 87.40	0.00	0.00	0.00	0.00	- 87.40
Net income & expenses	10,572.82	2,713.88	10,428.17	58,874.31	58,234.17	191.16	0.00	2,120.25

Portfolio Statement

1 DEC 23 - 31 DEC 23

Account Name UFCW TRI-STATE - LAZARD FRERES Account number [REDACTED]

◆ Income & Expense Detail - Base Currency

Page 51 of 115

Description Asset ID/Dates	Rate Shares/PAR	Gross Amount	Tax Recoverable	Tax Withheld	Tax Credit	Net Amount	Transaction Type
<i>Income</i>							
Equities							
Common Stock							
Belgium - EUR							
KBC GROEP NV NPV	.0000 675.000	220.95	0.00	0.00	0.00	220.95	Tax recoverable last period
SEDOL: 4497749 Pay date: 15 NOV 23 / Filed date: 16 NOV 23							
KBC GROEP NV NPV	.0000 675.000	223.69	0.00	0.00	0.00	223.69	Tax recoverable this period
SEDOL: 4497749 Pay date: 15 NOV 23 / Filed date: 16 NOV 23							
Canada - CAD							
GILDAN ACTIVEWEAR COM NPV	.2552 2,025.000	381.22	57.18	57.18	0.00	381.22	Receivable last period
SEDOL: 2254645 Ex date: 21 NOV 23 / Pay date: 18 DEC 23							
SUNCOR ENERGY INC COM NPV 'NEW'	.5450 2,916.000	1,172.12	175.82	175.82	0.00	1,172.12	Receivable last period
SEDOL: B3NB1P2 Ex date: 30 NOV 23 / Pay date: 22 DEC 23							
TMX GROUP LIMITED COM NPV	.1800 1,346.000	178.69	26.80	26.80	0.00	178.69	Receivable last period
SEDOL: B8KH5G7 Ex date: 16 NOV 23 / Pay date: 01 DEC 23							
GILDAN ACTIVEWEAR COM NPV	.2552 2,025.000	385.88	0.00	57.88	0.00	328.00	Received this period
SEDOL: 2254645 Ex date: 21 NOV 23 / Pay date: 18 DEC 23							
SUNCOR ENERGY INC COM NPV 'NEW'	.5450 2,916.000	1,195.75	0.00	179.36	0.00	1,016.39	Received this period
SEDOL: B3NB1P2 Ex date: 30 NOV 23 / Pay date: 22 DEC 23							
TMX GROUP LIMITED COM NPV	.1800 1,346.000	178.79	0.00	26.82	0.00	151.97	Received this period
SEDOL: B8KH5G7 Ex date: 16 NOV 23 / Pay date: 01 DEC 23							
CDN NATL RAILWAYS COM NPV	.0000 1,235.000	140.04	0.00	0.00	0.00	140.04	Tax recoverable last period
SEDOL: 2180632 Pay date: 31 MAR 21 / Filed date: 01 APR 21							
SUNCOR ENERGY INC COM NPV 'NEW'	.0000 7,247.000	280.61	0.00	0.00	0.00	280.61	Tax recoverable last period
SEDOL: B3NB1P2 Pay date: 25 MAR 21 / Filed date: 26 MAR 21							

Portfolio Statement

1 DEC 23 - 31 DEC 23

Account Name UFCW TRI-STATE - LAZARD FRERES

Account number

◆ Income & Expense Detail - Base Currency

Page 52 of 115

Description Asset ID/Dates	Rate Shares/PAR	Gross Amount	Tax Recoverable	Tax Withheld	Tax Credit	Net Amount	Transaction Type
<i>Income</i>							
Equities							
Common Stock							
SUNCOR ENERGY INC COM NPV 'NEW'	.0000	136.68	0.00	0.00	0.00	136.68	Tax recoverable last period
SEDOL: B3NB1P2 Pay date: 24 SEP 21 / Filed date: 27 SEP 21	5,883.000						
SUNCOR ENERGY INC COM NPV 'NEW'	.0000	150.25	0.00	0.00	0.00	150.25	Tax recoverable last period
SEDOL: B3NB1P2 Pay date: 25 JUN 21 / Filed date: 28 JUN 21	6,467.000						
SUNCOR ENERGY INC COM NPV 'NEW'	.0000	290.73	0.00	0.00	0.00	290.73	Tax recoverable last period
SEDOL: B3NB1P2 Pay date: 24 DEC 21 / Filed date: 28 DEC 21	6,257.000						
SUNCOR ENERGY INC COM NPV 'NEW'	.0000	250.31	0.00	0.00	0.00	250.31	Tax recoverable last period
SEDOL: B3NB1P2 Pay date: 25 MAR 22 / Filed date: 28 MAR 22	5,387.000						
SUNCOR ENERGY INC COM NPV 'NEW'	.0000	199.93	0.00	0.00	0.00	199.93	Tax recoverable last period
SEDOL: B3NB1P2 Pay date: 26 SEP 22 / Filed date: 03 OCT 22	3,845.000						
SUNCOR ENERGY INC COM NPV 'NEW'	.0000	215.68	0.00	0.00	0.00	215.68	Tax recoverable last period
SEDOL: B3NB1P2 Pay date: 24 JUN 22 / Filed date: 27 JUN 22	4,148.000						
SUNCOR ENERGY INC COM NPV 'NEW'	.0000	197.55	0.00	0.00	0.00	197.55	Tax recoverable last period
SEDOL: B3NB1P2 Pay date: 23 DEC 22 / Filed date: 28 DEC 22	3,434.000						
SUNCOR ENERGY INC COM NPV 'NEW'	.0000	182.31	0.00	0.00	0.00	182.31	Tax recoverable last period
SEDOL: B3NB1P2 Pay date: 24 MAR 23 / Filed date: 27 MAR 23	3,169.000						
SUNCOR ENERGY INC COM NPV 'NEW'	.0000	165.74	0.00	0.00	0.00	165.74	Tax recoverable last period
SEDOL: B3NB1P2 Pay date: 26 JUN 23 / Filed date: 27 JUN 23	2,881.000						
SUNCOR ENERGY INC COM NPV 'NEW'	.0000	165.74	0.00	0.00	0.00	165.74	Tax recoverable last period
SEDOL: B3NB1P2 Pay date: 25 SEP 23 / Filed date: 26 SEP 23	2,881.000						
TMX GROUP LIMITED COM NPV	.0000	184.96	0.00	0.00	0.00	184.96	Tax recoverable last period
SEDOL: B8KH5G7 Pay date: 12 MAR 21 / Filed date: 15 MAR 21	1,433.000						

Portfolio Statement

1 DEC 23 - 31 DEC 23

Account Name UFCW TRI-STATE - LAZARD FRERES
Account number [REDACTED]

◆ Income & Expense Detail - Base Currency

Page 53 of 115

Description Asset ID/Dates	Rate Shares/PAR	Gross Amount	Tax Recoverable	Tax Withheld	Tax Credit	Net Amount	Transaction Type
<i>Income</i>							
Equities							
Common Stock							
TMX GROUP LIMITED COM NPV	.0000	99.41	0.00	0.00	0.00	99.41	Tax recoverable last period
SEDOL: B8KH5G7 Pay date: 03 SEP 21 / Filed date: 07 SEP 21	1,167.000						
TMX GROUP LIMITED COM NPV	.0000	105.97	0.00	0.00	0.00	105.97	Tax recoverable last period
SEDOL: B8KH5G7 Pay date: 11 JUN 21 / Filed date: 14 JUN 21	1,244.000						
SUNCOR ENERGY INC COM NPV 'NEW'	.0000	257.38	0.00	0.00	0.00	257.38	Tax recoverable this period
SEDOL: B3NB1P2 Pay date: 25 MAR 22 / Filed date: 28 MAR 22	5,387.000						
SUNCOR ENERGY INC COM NPV 'NEW'	.0000	205.57	0.00	0.00	0.00	205.57	Tax recoverable this period
SEDOL: B3NB1P2 Pay date: 26 SEP 22 / Filed date: 03 OCT 22	3,845.000						
SUNCOR ENERGY INC COM NPV 'NEW'	.0000	221.77	0.00	0.00	0.00	221.77	Tax recoverable this period
SEDOL: B3NB1P2 Pay date: 24 JUN 22 / Filed date: 27 JUN 22	4,148.000						
SUNCOR ENERGY INC COM NPV 'NEW'	.0000	203.13	0.00	0.00	0.00	203.13	Tax recoverable this period
SEDOL: B3NB1P2 Pay date: 23 DEC 22 / Filed date: 28 DEC 22	3,434.000						
SUNCOR ENERGY INC COM NPV 'NEW'	.0000	187.46	0.00	0.00	0.00	187.46	Tax recoverable this period
SEDOL: B3NB1P2 Pay date: 24 MAR 23 / Filed date: 27 MAR 23	3,169.000						
SUNCOR ENERGY INC COM NPV 'NEW'	.0000	170.42	0.00	0.00	0.00	170.42	Tax recoverable this period
SEDOL: B3NB1P2 Pay date: 26 JUN 23 / Filed date: 27 JUN 23	2,881.000						
SUNCOR ENERGY INC COM NPV 'NEW'	.0000	180.78	0.00	0.00	0.00	180.78	Tax recoverable this period
SEDOL: B3NB1P2 Pay date: 22 DEC 23 / Filed date: 25 DEC 23	2,916.000						
SUNCOR ENERGY INC COM NPV 'NEW'	.0000	170.42	0.00	0.00	0.00	170.42	Tax recoverable this period
SEDOL: B3NB1P2 Pay date: 25 SEP 23 / Filed date: 26 SEP 23	2,881.000						
Denmark - DKK							
A.P. MOLLER-MAERSK SER'B'DKK1000	.0000	2,888.42	0.00	0.00	0.00	2,888.42	Tax recoverable last period
SEDOL: 4253048 Pay date: 31 MAR 23 / Filed date: 03 APR 23	17.000						

Portfolio Statement

1 DEC 23 - 31 DEC 23

Account Name UFCW TRI-STATE - LAZARD FRERES Account number [REDACTED]

◆ Income & Expense Detail - Base Currency

Page 54 of 115

Description Asset ID/Dates	Rate Shares/PAR	Gross Amount	Tax Recoverable	Tax Withheld	Tax Credit	Net Amount	Transaction Type
<i>Income</i>							
Equities							
Common Stock							
A.P. MOLLER-MAERSK SER'B'DKK1000	.0000 60.000	355.62	0.00	0.00	0.00	355.62	Tax recoverable last period
SEDOL: 4253048 Pay date: 31 MAR 17 / Filed date: 03 APR 17							
A.P. MOLLER-MAERSK SER'B'DKK1000	.0000 59.000	349.69	0.00	0.00	0.00	349.69	Tax recoverable last period
SEDOL: 4253048 Pay date: 13 APR 18 / Filed date: 16 APR 18							
CARLSBERG SER'B'DKK20	.0000 1,626.000	1,156.47	0.00	0.00	0.00	1,156.47	Tax recoverable last period
SEDOL: 4169219 Pay date: 18 MAR 19 / Filed date: 19 MAR 19							
CARLSBERG SER'B'DKK20	.0000 1,163.000	965.03	0.00	0.00	0.00	965.03	Tax recoverable last period
SEDOL: 4169219 Pay date: 19 MAR 20 / Filed date: 20 MAR 20							
CARLSBERG SER'B'DKK20	.0000 1,040.000	904.06	0.00	0.00	0.00	904.06	Tax recoverable last period
SEDOL: 4169219 Pay date: 18 MAR 21 / Filed date: 19 MAR 21							
CARLSBERG SER'B'DKK20	.0000 662.000	627.79	0.00	0.00	0.00	627.79	Tax recoverable last period
SEDOL: 4169219 Pay date: 17 MAR 22 / Filed date: 21 MAR 22							
CARLSBERG SER'B'DKK20	.0000 588.000	627.31	0.00	0.00	0.00	627.31	Tax recoverable last period
SEDOL: 4169219 Pay date: 16 MAR 23 / Filed date: 17 MAR 23							
CARLSBERG SER'B'DKK20	.0000 2,137.000	844.40	0.00	0.00	0.00	844.40	Tax recoverable last period
SEDOL: 4169219 Pay date: 04 APR 17 / Filed date: 05 APR 17							
CARLSBERG SER'B'DKK20	.0000 1,755.000	1,109.53	0.00	0.00	0.00	1,109.53	Tax recoverable last period
SEDOL: 4169219 Pay date: 19 MAR 18 / Filed date: 20 MAR 18							
VESTAS WIND SYSTEM DKK1	.0000 823.000	257.88	0.00	0.00	0.00	257.88	Tax recoverable last period
SEDOL: 5964651 Pay date: 15 APR 20 / Filed date: 16 APR 20							
VESTAS WIND SYSTEM DKK1	.0000 989.000	330.21	0.00	0.00	0.00	330.21	Tax recoverable last period
SEDOL: 5964651 Pay date: 13 APR 21 / Filed date: 14 APR 21							

Portfolio Statement

1 DEC 23 - 31 DEC 23

Account Name UFCW TRI-STATE - LAZARD FRERES

Account number

◆ Income & Expense Detail - Base Currency

Page 55 of 115

Description Asset ID/Dates	Rate Shares/PAR	Gross Amount	Tax Recoverable	Tax Withheld	Tax Credit	Net Amount	Transaction Type
<i>Income</i>							
Equities							
Common Stock							
A.P. MOLLER-MAERSK SER'B'DKK1000	.0000 17.000	2,924.71	0.00	0.00	0.00	2,924.71	Tax recoverable this period
SEDOL: 4253048 Pay date: 31 MAR 23 / Filed date: 03 APR 23							
A.P. MOLLER-MAERSK SER'B'DKK1000	.0000 60.000	360.09	0.00	0.00	0.00	360.09	Tax recoverable this period
SEDOL: 4253048 Pay date: 31 MAR 17 / Filed date: 03 APR 17							
A.P. MOLLER-MAERSK SER'B'DKK1000	.0000 59.000	354.09	0.00	0.00	0.00	354.09	Tax recoverable this period
SEDOL: 4253048 Pay date: 13 APR 18 / Filed date: 16 APR 18							
CARLSBERG SER'B'DKK20	.0000 1,626.000	1,171.01	0.00	0.00	0.00	1,171.01	Tax recoverable this period
SEDOL: 4169219 Pay date: 18 MAR 19 / Filed date: 19 MAR 19							
CARLSBERG SER'B'DKK20	.0000 1,163.000	977.16	0.00	0.00	0.00	977.16	Tax recoverable this period
SEDOL: 4169219 Pay date: 19 MAR 20 / Filed date: 20 MAR 20							
CARLSBERG SER'B'DKK20	.0000 1,040.000	915.42	0.00	0.00	0.00	915.42	Tax recoverable this period
SEDOL: 4169219 Pay date: 18 MAR 21 / Filed date: 19 MAR 21							
CARLSBERG SER'B'DKK20	.0000 662.000	635.68	0.00	0.00	0.00	635.68	Tax recoverable this period
SEDOL: 4169219 Pay date: 17 MAR 22 / Filed date: 21 MAR 22							
CARLSBERG SER'B'DKK20	.0000 588.000	635.20	0.00	0.00	0.00	635.20	Tax recoverable this period
SEDOL: 4169219 Pay date: 16 MAR 23 / Filed date: 17 MAR 23							
CARLSBERG SER'B'DKK20	.0000 2,137.000	855.01	0.00	0.00	0.00	855.01	Tax recoverable this period
SEDOL: 4169219 Pay date: 04 APR 17 / Filed date: 05 APR 17							
CARLSBERG SER'B'DKK20	.0000 1,755.000	1,123.47	0.00	0.00	0.00	1,123.47	Tax recoverable this period
SEDOL: 4169219 Pay date: 19 MAR 18 / Filed date: 20 MAR 18							
VESTAS WIND SYSTEM DKK1	.0000 823.000	261.12	0.00	0.00	0.00	261.12	Tax recoverable this period
SEDOL: 5964651 Pay date: 15 APR 20 / Filed date: 16 APR 20							

Portfolio Statement

1 DEC 23 - 31 DEC 23

Account Name UFCW TRI-STATE - LAZARD FRERES
Account number [REDACTED]

◆ Income & Expense Detail - Base Currency

Page 56 of 115

Description Asset ID/Dates	Rate Shares/PAR	Gross Amount	Tax Recoverable	Tax Withheld	Tax Credit	Net Amount	Transaction Type
<i>Income</i>							
Equities							
Common Stock							
VESTAS WIND SYSTEM DKK1	.0000 989.000	334.36	0.00	0.00	0.00	334.36	Tax recoverable this period
SEDOL: 5964651 Pay date: 13 APR 21 / Filed date: 14 APR 21							
Finland - EUR							
SAMPO PLC SER'A'NPV	.0000 2,974.000	730.11	0.00	0.00	0.00	730.11	Tax recoverable last period
SEDOL: 5226038 Pay date: 11 JUN 20 / Filed date: 12 JUN 20							
SAMPO PLC SER'A'NPV	.0000 1,507.000	978.36	0.00	0.00	0.00	978.36	Tax recoverable last period
SEDOL: 5226038 Pay date: 28 MAY 21 / Filed date: 31 MAY 21							
SAMPO PLC SER'A'NPV	.0000 992.000	1,553.20	0.00	0.00	0.00	1,553.20	Tax recoverable last period
SEDOL: 5226038 Pay date: 31 MAY 22 / Filed date: 01 JUN 22							
SAMPO PLC SER'A'NPV	.0000 1,507.000	990.51	0.00	0.00	0.00	990.51	Tax recoverable this period
SEDOL: 5226038 Pay date: 28 MAY 21 / Filed date: 31 MAY 21							
SAMPO PLC SER'A'NPV	.0000 992.000	1,572.49	0.00	0.00	0.00	1,572.49	Tax recoverable this period
SEDOL: 5226038 Pay date: 31 MAY 22 / Filed date: 01 JUN 22							
France - EUR							
ORANGE EUR4	.3000 6,262.000	2,025.20	0.00	506.30	0.00	1,518.90	Received this period
SEDOL: 5176177 Ex date: 04 DEC 23 / Pay date: 06 DEC 23							
THALES SA EUR3	.8000 468.000	403.14	0.00	100.78	0.00	302.36	Received this period
SEDOL: 4162791 Ex date: 05 DEC 23 / Pay date: 07 DEC 23							
AIR LIQUIDE(L') EUR5.50	.0000 541.000	174.14	0.00	0.00	0.00	174.14	Tax recoverable last period
SEDOL: B1YXBJ7 Pay date: 17 MAY 23 / Filed date: 18 MAY 23							
AIRBUS SE EUR1	.0000 363.000	106.94	0.00	0.00	0.00	106.94	Tax recoverable last period
SEDOL: 4012250 Pay date: 27 APR 23 / Filed date: 28 APR 23							

Portfolio Statement

1 DEC 23 - 31 DEC 23

Account Name UFCW TRI-STATE - LAZARD FRERES
Account number [REDACTED]

◆ Income & Expense Detail - Base Currency

Page 57 of 115

Description Asset ID/Dates	Rate Shares/PAR	Gross Amount	Tax Recoverable	Tax Withheld	Tax Credit	Net Amount	Transaction Type
<i>Income</i>							
Equities							
Common Stock							
BUREAU VERITAS EUR0.12	.0000 2,423.000	203.57	0.00	0.00	0.00	203.57	Tax recoverable last period
SEDOL: B28DTJ6 Pay date: 06 JUL 23 / Filed date: 07 JUL 23							
CAPGEMINI EUR8	.0000 572.000	147.25	0.00	0.00	0.00	147.25	Tax recoverable last period
SEDOL: 4163437 Pay date: 03 JUN 22 / Filed date: 06 JUN 22							
THALES SA EUR3	.0000 667.000	142.64	0.00	0.00	0.00	142.64	Tax recoverable last period
SEDOL: 4162791 Pay date: 19 MAY 22 / Filed date: 20 MAY 22							
THALES SA EUR3	.0000 463.000	113.16	0.00	0.00	0.00	113.16	Tax recoverable last period
SEDOL: 4162791 Pay date: 25 MAY 23 / Filed date: 26 MAY 23							
AIR LIQUIDE(L') EUR5.50	.0000 541.000	176.30	0.00	0.00	0.00	176.30	Tax recoverable this period
SEDOL: B1YXBJ7 Pay date: 17 MAY 23 / Filed date: 18 MAY 23							
AIRBUS SE EUR1	.0000 363.000	108.27	0.00	0.00	0.00	108.27	Tax recoverable this period
SEDOL: 4012250 Pay date: 27 APR 23 / Filed date: 28 APR 23							
BUREAU VERITAS EUR0.12	.0000 2,423.000	206.09	0.00	0.00	0.00	206.09	Tax recoverable this period
SEDOL: B28DTJ6 Pay date: 06 JUL 23 / Filed date: 07 JUL 23							
CAPGEMINI EUR8	.0000 572.000	149.08	0.00	0.00	0.00	149.08	Tax recoverable this period
SEDOL: 4163437 Pay date: 03 JUN 22 / Filed date: 06 JUN 22							
ORANGE EUR4	.0000 6,262.000	207.52	0.00	0.00	0.00	207.52	Tax recoverable this period
SEDOL: 5176177 Pay date: 06 DEC 23 / Filed date: 07 DEC 23							
THALES SA EUR3	.0000 667.000	144.41	0.00	0.00	0.00	144.41	Tax recoverable this period
SEDOL: 4162791 Pay date: 19 MAY 22 / Filed date: 20 MAY 22							
THALES SA EUR3	.0000 463.000	114.56	0.00	0.00	0.00	114.56	Tax recoverable this period
SEDOL: 4162791 Pay date: 25 MAY 23 / Filed date: 26 MAY 23							

Portfolio Statement

1 DEC 23 - 31 DEC 23

Account Name UFCW TRI-STATE - LAZARD FRERES

Account number

◆ Income & Expense Detail - Base Currency

Page 58 of 115

Description Asset ID/Dates	Rate Shares/PAR	Gross Amount	Tax Recoverable	Tax Withheld	Tax Credit	Net Amount	Transaction Type
<i>Income</i>							
Equities							
Common Stock							
Germany - EUR							
CONTINENTAL AG ORD NPV	.0000 662.000	419.12	0.00	0.00	0.00	419.12	Tax recoverable last period
SEDOL: 4598589 Pay date: 04 MAY 22 / Filed date: 05 MAY 22							
CONTINENTAL AG ORD NPV	.0000 1,059.000	457.14	0.00	0.00	0.00	457.14	Tax recoverable last period
SEDOL: 4598589 Pay date: 03 MAY 23 / Filed date: 04 MAY 23							
FRESENIUS MEDICAL CARE AG	.0000 1,529.000	528.02	0.00	0.00	0.00	528.02	Tax recoverable last period
SEDOL: 5129074 Pay date: 01 SEP 20 / Filed date: 02 SEP 20							
FRESENIUS SE&KGAA NPV	.0000 1,517.000	349.25	0.00	0.00	0.00	349.25	Tax recoverable last period
SEDOL: 4352097 Pay date: 22 MAY 19 / Filed date: 23 MAY 19							
INFINEON TECHNOLOG ORD NPV (REGD)	.0000 3,515.000	222.54	0.00	0.00	0.00	222.54	Tax recoverable last period
SEDOL: 5889505 Pay date: 02 MAR 21 / Filed date: 03 MAR 21							
INFINEON TECHNOLOG ORD NPV (REGD)	.0000 2,557.000	198.68	0.00	0.00	0.00	198.68	Tax recoverable last period
SEDOL: 5889505 Pay date: 22 FEB 22 / Filed date: 23 FEB 22							
INFINEON TECHNOLOG ORD NPV (REGD)	.0000 2,006.000	184.73	0.00	0.00	0.00	184.73	Tax recoverable last period
SEDOL: 5889505 Pay date: 21 FEB 23 / Filed date: 22 FEB 23							
MERCK KGAA NPV	.0000 635.000	237.57	0.00	0.00	0.00	237.57	Tax recoverable last period
SEDOL: 4741844 Pay date: 03 JUN 20 / Filed date: 04 JUN 20							
MERCK KGAA NPV	.0000 879.000	354.14	0.00	0.00	0.00	354.14	Tax recoverable last period
SEDOL: 4741844 Pay date: 28 APR 21 / Filed date: 29 APR 21							
MERCK KGAA NPV	.0000 689.000	366.82	0.00	0.00	0.00	366.82	Tax recoverable last period
SEDOL: 4741844 Pay date: 27 APR 22 / Filed date: 28 APR 22							
MERCK KGAA NPV	.0000 483.000	305.79	0.00	0.00	0.00	305.79	Tax recoverable last period
SEDOL: 4741844 Pay date: 04 MAY 23 / Filed date: 05 MAY 23							

Portfolio Statement

1 DEC 23 - 31 DEC 23

Account Name UFCW TRI-STATE - LAZARD FRERES
Account number [REDACTED]

◆ Income & Expense Detail - Base Currency

Page 59 of 115

Description Asset ID/Dates	Rate Shares/PAR	Gross Amount	Tax Recoverable	Tax Withheld	Tax Credit	Net Amount	Transaction Type
<i>Income</i>							
Equities							
Common Stock							
MTU AERO ENGINES A NPV (REGD)	.0000 596.000	360.18	0.00	0.00	0.00	360.18	Tax recoverable last period
SEDOL: B09DHL9 Pay date: 10 MAY 22 / Filed date: 11 MAY 22							
MTU AERO ENGINES A NPV (REGD)	.0000 298.000	274.42	0.00	0.00	0.00	274.42	Tax recoverable last period
SEDOL: B09DHL9 Pay date: 16 MAY 23 / Filed date: 17 MAY 23							
PROSIEBENSAT.1 MEDIA SE NPV	.0000 6,040.000	851.71	0.00	0.00	0.00	851.71	Tax recoverable last period
SEDOL: BCZM1B2 Pay date: 07 JUN 21 / Filed date: 08 JUN 21							
RHEINMETALL AG NPV	.0000 228.000	282.14	0.00	0.00	0.00	282.14	Tax recoverable last period
SEDOL: 5334588 Pay date: 12 MAY 23 / Filed date: 15 MAY 23							
SAP SE	.0000 3,046.000	1,314.85	0.00	0.00	0.00	1,314.85	Tax recoverable last period
SEDOL: 4846288 Pay date: 20 MAY 19 / Filed date: 21 MAY 19							
SAP SE	.0000 2,738.000	1,244.93	0.00	0.00	0.00	1,244.93	Tax recoverable last period
SEDOL: 4846288 Pay date: 26 MAY 20 / Filed date: 27 MAY 20							
SIEMENS HEALTHINEE NPV	.0000 936.000	255.90	0.00	0.00	0.00	255.90	Tax recoverable last period
SEDOL: BD594Y4 Pay date: 20 FEB 23 / Filed date: 21 FEB 23							
CONTINENTAL AG ORD NPV	.0000 662.000	424.33	0.00	0.00	0.00	424.33	Tax recoverable this period
SEDOL: 4598589 Pay date: 04 MAY 22 / Filed date: 05 MAY 22							
CONTINENTAL AG ORD NPV	.0000 1,059.000	462.82	0.00	0.00	0.00	462.82	Tax recoverable this period
SEDOL: 4598589 Pay date: 03 MAY 23 / Filed date: 04 MAY 23							
FRESENIUS MEDICAL CARE AG	.0000 1,529.000	534.57	0.00	0.00	0.00	534.57	Tax recoverable this period
SEDOL: 5129074 Pay date: 01 SEP 20 / Filed date: 02 SEP 20							
FRESENIUS SE&KGAA NPV	.0000 1,517.000	353.59	0.00	0.00	0.00	353.59	Tax recoverable this period
SEDOL: 4352097 Pay date: 22 MAY 19 / Filed date: 23 MAY 19							

Portfolio Statement

1 DEC 23 - 31 DEC 23

Account Name UFCW TRI-STATE - LAZARD FRERES
Account number [REDACTED]

◆ Income & Expense Detail - Base Currency

Page 60 of 115

Description Asset ID/Dates	Rate Shares/PAR	Gross Amount	Tax Recoverable	Tax Withheld	Tax Credit	Net Amount	Transaction Type
<i>Income</i>							
Equities							
Common Stock							
INFINEON TECHNOLOG ORD NPV (REGD)	.0000	225.30	0.00	0.00	0.00	225.30	Tax recoverable this period
SEDOL: 5889505 Pay date: 02 MAR 21 / Filed date: 03 MAR 21	3,515.000						
INFINEON TECHNOLOG ORD NPV (REGD)	.0000	201.15	0.00	0.00	0.00	201.15	Tax recoverable this period
SEDOL: 5889505 Pay date: 22 FEB 22 / Filed date: 23 FEB 22	2,557.000						
INFINEON TECHNOLOG ORD NPV (REGD)	.0000	187.03	0.00	0.00	0.00	187.03	Tax recoverable this period
SEDOL: 5889505 Pay date: 21 FEB 23 / Filed date: 22 FEB 23	2,006.000						
MERCK KGAA NPV	.0000	240.52	0.00	0.00	0.00	240.52	Tax recoverable this period
SEDOL: 4741844 Pay date: 03 JUN 20 / Filed date: 04 JUN 20	635.000						
MERCK KGAA NPV	.0000	358.54	0.00	0.00	0.00	358.54	Tax recoverable this period
SEDOL: 4741844 Pay date: 28 APR 21 / Filed date: 29 APR 21	879.000						
MERCK KGAA NPV	.0000	371.37	0.00	0.00	0.00	371.37	Tax recoverable this period
SEDOL: 4741844 Pay date: 27 APR 22 / Filed date: 28 APR 22	689.000						
MERCK KGAA NPV	.0000	309.59	0.00	0.00	0.00	309.59	Tax recoverable this period
SEDOL: 4741844 Pay date: 04 MAY 23 / Filed date: 05 MAY 23	483.000						
MTU AERO ENGINES A NPV (REGD)	.0000	364.66	0.00	0.00	0.00	364.66	Tax recoverable this period
SEDOL: B09DHL9 Pay date: 10 MAY 22 / Filed date: 11 MAY 22	596.000						
MTU AERO ENGINES A NPV (REGD)	.0000	277.83	0.00	0.00	0.00	277.83	Tax recoverable this period
SEDOL: B09DHL9 Pay date: 16 MAY 23 / Filed date: 17 MAY 23	298.000						
PROSIEBENSAT.1 MEDIA SE NPV	.0000	862.29	0.00	0.00	0.00	862.29	Tax recoverable this period
SEDOL: BCZM1B2 Pay date: 07 JUN 21 / Filed date: 08 JUN 21	6,040.000						
RHEINMETALL AG NPV	.0000	285.64	0.00	0.00	0.00	285.64	Tax recoverable this period
SEDOL: 5334588 Pay date: 12 MAY 23 / Filed date: 15 MAY 23	228.000						

Portfolio Statement

1 DEC 23 - 31 DEC 23

Account Name UFCW TRI-STATE - LAZARD FRERES
Account number [REDACTED]

◆ Income & Expense Detail - Base Currency

Page 61 of 115

Description Asset ID/Dates	Rate Shares/PAR	Gross Amount	Tax Recoverable	Tax Withheld	Tax Credit	Net Amount	Transaction Type
<i>Income</i>							
Equities							
Common Stock							
SAP SE	.0000 3,046.000	1,331.18	0.00	0.00	0.00	1,331.18	Tax recoverable this period
SEDOL: 4846288 Pay date: 20 MAY 19 / Filed date: 21 MAY 19							
SAP SE	.0000 2,738.000	1,260.39	0.00	0.00	0.00	1,260.39	Tax recoverable this period
SEDOL: 4846288 Pay date: 26 MAY 20 / Filed date: 27 MAY 20							
SIEMENS HEALTHINEE NPV	.0000 936.000	259.07	0.00	0.00	0.00	259.07	Tax recoverable this period
SEDOL: BD594Y4 Pay date: 20 FEB 23 / Filed date: 21 FEB 23							
Italy - EUR							
ENEL SPA EUR1	.0000 10,521.000	252.55	0.00	0.00	0.00	252.55	Tax recoverable last period
SEDOL: 7144569 Pay date: 26 JUL 23							
UNICREDIT SPA NPV	.0000 1,907.000	225.96	0.00	0.00	0.00	225.96	Tax recoverable last period
SEDOL: BYMXPS7 Pay date: 26 APR 23							
ENEL SPA EUR1	.0000 10,521.000	255.68	0.00	0.00	0.00	255.68	Tax recoverable this period
SEDOL: 7144569 Pay date: 26 JUL 23							
UNICREDIT SPA NPV	.0000 1,907.000	228.76	0.00	0.00	0.00	228.76	Tax recoverable this period
SEDOL: BYMXPS7 Pay date: 26 APR 23							
Japan - JPY							
BANDAI NAMCO HOLDINGS INC	10.0000 2,100.000	142.05	21.75	21.75	0.00	142.05	Receivable last period
SEDOL: B0JDQD4 Ex date: 28 SEP 23 / Pay date: 08 DEC 23							
DAIKIN INDUSTRIES NPV	120.0000 400.000	324.69	49.72	49.72	0.00	324.69	Receivable last period
SEDOL: 6250724 Ex date: 28 SEP 23 / Pay date: 04 DEC 23							
DISCO CORPORATION NPV	76.0000 200.000	102.82	15.75	15.75	0.00	102.82	Receivable last period
SEDOL: 6270948 Ex date: 28 SEP 23 / Pay date: 01 DEC 23							

Portfolio Statement

1 DEC 23 - 31 DEC 23

Account Name UFCW TRI-STATE - LAZARD FRERES Account number

Page 62 of 115

◆ Income & Expense Detail - Base Currency

Description Asset ID/Dates	Rate Shares/PAR	Gross Amount	Tax Recoverable	Tax Withheld	Tax Credit	Net Amount	Transaction Type
<i>Income</i>							
Equities							
Common Stock							
MATSUKIYOCOCOKARA & CO SEDOL: B249GC0 Ex date: 28 SEP 23 / Pay date: 04 DEC 23	50.0000 1,700.000	574.97	88.05	88.06	0.00	574.96	Receivable last period
RECRUIT HLDGS CO L NPV SEDOL: BQRRZ00 Ex date: 28 SEP 23 / Pay date: 11 DEC 23	11.5000 1,200.000	93.35	14.29	14.29	0.00	93.35	Receivable last period
SUMITOMO MITSUI FINANCIAL GROUP NPV SEDOL: 6563024 Ex date: 28 SEP 23 / Pay date: 01 DEC 23	135.0000 1,700.000	1,552.41	237.75	237.75	0.00	1,552.41	Receivable last period
TOKYO ELECTRON NPV SEDOL: 6895675 Ex date: 28 SEP 23 / Pay date: 07 DEC 23	148.0000 400.000	400.45	61.33	61.33	0.00	400.45	Receivable last period
ASICS CORP NPV SEDOL: 6057378 Ex date: 28 DEC 23 / Pay date: 31 MAR 24	35.0000 1,600.000	397.22	0.00	0.00	0.00	397.22	Receivable this period
BANDAI NAMCO HOLDINGS INC SEDOL: B0JDQD4 Ex date: 28 SEP 23 / Pay date: 08 DEC 23	10.0000 2,100.000	145.56	0.00	22.30	0.00	123.26	Received this period
DAIKIN INDUSTRIES NPV SEDOL: 6250724 Ex date: 28 SEP 23 / Pay date: 04 DEC 23	120.0000 400.000	326.08	0.00	49.94	0.00	276.14	Received this period
DISCO CORPORATION NPV SEDOL: 6270948 Ex date: 28 SEP 23 / Pay date: 01 DEC 23	76.0000 200.000	102.36	0.00	15.68	0.00	86.68	Received this period
MATSUKIYOCOCOKARA & CO SEDOL: B249GC0 Ex date: 28 SEP 23 / Pay date: 04 DEC 23	50.0000 1,700.000	577.43	0.00	88.43	0.00	489.00	Received this period
RECRUIT HLDGS CO L NPV SEDOL: BQRRZ00 Ex date: 28 SEP 23 / Pay date: 11 DEC 23	11.5000 1,200.000	94.14	0.00	14.42	0.00	79.72	Received this period
SUMITOMO MITSUI FINANCIAL GROUP NPV SEDOL: 6563024 Ex date: 28 SEP 23 / Pay date: 01 DEC 23	135.0000 1,700.000	1,545.45	0.00	236.69	0.00	1,308.76	Received this period

Portfolio Statement

1 DEC 23 - 31 DEC 23

Account Name UFCW TRI-STATE - LAZARD FRERES
Account number [REDACTED]

◆ Income & Expense Detail - Base Currency

Page 63 of 115

Description Asset ID/Dates	Rate Shares/PAR	Gross Amount	Tax Recoverable	Tax Withheld	Tax Credit	Net Amount	Transaction Type
<i>Income</i>							
Equities							
Common Stock							
TOKYO ELECTRON NPV	148.0000 400.000	405.74	0.00	62.14	0.00	343.60	Received this period
SEDOL: 6895675 Ex date: 28 SEP 23 / Pay date: 07 DEC 23							
BANDAI NAMCO HOLDINGS INC	.0000 900.000	166.89	0.00	0.00	0.00	166.89	Tax recoverable last period
SEDOL: B0JDQD4 Pay date: 20 JUN 23 / Filed date: 21 JUN 23							
DISCO CORPORATION NPV	.0000 200.000	131.36	0.00	0.00	0.00	131.36	Tax recoverable last period
SEDOL: 6270948 Pay date: 30 JUN 23 / Filed date: 03 JUL 23							
MATSUKIYOCOCOKARA & CO	.0000 2,300.000	95.31	0.00	0.00	0.00	95.31	Tax recoverable last period
SEDOL: B249GC0 Pay date: 02 DEC 22 / Filed date: 05 DEC 22							
SUMITOMO MITSUI FINANCIAL GROUP NPV	.0000 1,900.000	246.04	0.00	0.00	0.00	246.04	Tax recoverable last period
SEDOL: 6563024 Pay date: 30 JUN 23 / Filed date: 03 JUL 23							
SUMITOMO MITSUI FINANCIAL GROUP NPV	.0000 1,700.000	0.00	0.00	0.00	0.00	0.00	Tax recoverable last period
SEDOL: 6563024 Pay date: 01 DEC 23 / Filed date: 04 DEC 23							
SUZUKI MOTOR CORP NPV	.0000 2,200.000	113.96	0.00	0.00	0.00	113.96	Tax recoverable last period
SEDOL: 6865504 Pay date: 30 NOV 22 / Filed date: 01 DEC 22							
BANDAI NAMCO HOLDINGS INC	.0000 900.000	175.00	0.00	0.00	0.00	175.00	Tax recoverable this period
SEDOL: B0JDQD4 Pay date: 20 JUN 23 / Filed date: 21 JUN 23							
DISCO CORPORATION NPV	.0000 200.000	137.74	0.00	0.00	0.00	137.74	Tax recoverable this period
SEDOL: 6270948 Pay date: 30 JUN 23 / Filed date: 03 JUL 23							
MATSUKIYOCOCOKARA & CO	.0000 2,300.000	99.94	0.00	0.00	0.00	99.94	Tax recoverable this period
SEDOL: B249GC0 Pay date: 02 DEC 22 / Filed date: 05 DEC 22							
SUMITOMO MITSUI FINANCIAL GROUP NPV	.0000 1,900.000	258.00	0.00	0.00	0.00	258.00	Tax recoverable this period
SEDOL: 6563024 Pay date: 30 JUN 23 / Filed date: 03 JUL 23							

Portfolio Statement

1 DEC 23 - 31 DEC 23

Account Name UFCW TRI-STATE - LAZARD FRERES
Account number [REDACTED]

◆ Income & Expense Detail - Base Currency

Page 64 of 115

Description Asset ID/Dates	Rate Shares/PAR	Gross Amount	Tax Recoverable	Tax Withheld	Tax Credit	Net Amount	Transaction Type
<i>Income</i>							
Equities							
Common Stock							
SUMITOMO MITSUI FINANCIAL GROUP NPV	.0000	249.31	0.00	0.00	0.00	249.31	Tax recoverable this period
SEDOL: 6563024 Pay date: 01 DEC 23 / Filed date: 04 DEC 23	1,700.000						
SUZUKI MOTOR CORP NPV	.0000	119.50	0.00	0.00	0.00	119.50	Tax recoverable this period
SEDOL: 6865504 Pay date: 30 NOV 22 / Filed date: 01 DEC 22	2,200.000						
Netherlands - EUR							
COCA-COLA EUROPACIFIC PARTNERS ORD	1.1700	1,446.37	0.00	0.00	0.00	1,446.37	Receivable last period
EUR0.01	1,133.000						
SEDOL: BD4D942 Ex date: 16 NOV 23 / Pay date: 05 DEC 23							
COCA-COLA EUROPACIFIC PARTNERS ORD	1.1700	1,433.71	0.00	0.00	0.00	1,433.71	Received this period
EUR0.01	1,133.000						
SEDOL: BD4D942 Ex date: 16 NOV 23 / Pay date: 05 DEC 23							
AKZO NOBEL NV EUR0.50(POST REV SPLIT)	.0000	328.88	0.00	0.00	0.00	328.88	Tax recoverable last period
SEDOL: BJ2KSG2 Pay date: 06 MAY 21 / Filed date: 07 MAY 21	1,322.000						
AKZO NOBEL NV EUR0.50(POST REV SPLIT)	.0000	291.12	0.00	0.00	0.00	291.12	Tax recoverable last period
SEDOL: BJ2KSG2 Pay date: 04 MAY 22 / Filed date: 05 MAY 22	1,155.000						
AKZO NOBEL NV EUR0.50(POST REV SPLIT)	.0000	254.82	0.00	0.00	0.00	254.82	Tax recoverable last period
SEDOL: BJ2KSG2 Pay date: 05 MAY 23 / Filed date: 08 MAY 23	1,011.000						
KONINKLIJKE DSM NV EUR1.50	.0000	191.16	0.00	0.00	0.00	191.16	Tax recoverable last period
SEDOL: B0HZL93 Pay date: 28 AUG 20 / Filed date: 01 SEP 20	1,460.000						
KONINKLIJKE DSM NV EUR1.50	.0000	313.71	0.00	0.00	0.00	313.71	Tax recoverable last period
SEDOL: B0HZL93 Pay date: 01 JUN 21 / Filed date: 02 JUN 21	1,198.000						
KONINKLIJKE DSM NV EUR1.50	.0000	111.03	0.00	0.00	0.00	111.03	Tax recoverable last period
SEDOL: B0HZL93 Pay date: 27 AUG 21 / Filed date: 30 AUG 21	848.000						
KONINKLIJKE DSM NV EUR1.50	.0000	131.05	0.00	0.00	0.00	131.05	Tax recoverable last period
SEDOL: B0HZL93 Pay date: 03 JUN 22 / Filed date: 07 JUN 22	471.000						

Portfolio Statement

1 DEC 23 - 31 DEC 23

Account Name UFCW TRI-STATE - LAZARD FRERES
Account number [REDACTED]

◆ Income & Expense Detail - Base Currency

Page 65 of 115

Description Asset ID/Dates	Rate Shares/PAR	Gross Amount	Tax Recoverable	Tax Withheld	Tax Credit	Net Amount	Transaction Type
<i>Income</i>							
Equities							
Common Stock							
UNVL MUSIC GROUP EUR10.00	.0000	146.51	0.00	0.00	0.00	146.51	Tax recoverable last period
SEDOL: BNZGVV1 Pay date: 08 JUN 22 / Filed date: 09 JUN 22	4,476.000						
UNVL MUSIC GROUP EUR10.00	.0000	162.93	0.00	0.00	0.00	162.93	Tax recoverable last period
SEDOL: BNZGVV1 Pay date: 28 OCT 22 / Filed date: 09 NOV 22	4,148.000						
UNVL MUSIC GROUP EUR10.00	.0000	123.53	0.00	0.00	0.00	123.53	Tax recoverable last period
SEDOL: BNZGVV1 Pay date: 27 OCT 23 / Filed date: 30 OCT 23	3,145.000						
UNVL MUSIC GROUP EUR10.00	.0000	141.94	0.00	0.00	0.00	141.94	Tax recoverable last period
SEDOL: BNZGVV1 Pay date: 06 JUN 23 / Filed date: 07 JUN 23	3,212.000						
UNVL MUSIC GROUP EUR10.00	.0000	119.21	0.00	0.00	0.00	119.21	Tax recoverable last period
SEDOL: 4AXL08U Pay date: 28 OCT 21 / Filed date: 29 OCT 21	3,642.000						
WOLTERS KLUWER EUR0.12	.0000	223.69	0.00	0.00	0.00	223.69	Tax recoverable last period
SEDOL: 5671519 Pay date: 20 MAY 20 / Filed date: 21 MAY 20	1,730.000						
WOLTERS KLUWER EUR0.12	.0000	133.08	0.00	0.00	0.00	133.08	Tax recoverable last period
SEDOL: 5671519 Pay date: 24 SEP 20 / Filed date: 25 SEP 20	1,730.000						
WOLTERS KLUWER EUR0.12	.0000	214.71	0.00	0.00	0.00	214.71	Tax recoverable last period
SEDOL: 5671519 Pay date: 19 MAY 21 / Filed date: 20 MAY 21	1,474.000						
WOLTERS KLUWER EUR0.12	.0000	109.68	0.00	0.00	0.00	109.68	Tax recoverable last period
SEDOL: 5671519 Pay date: 23 SEP 21 / Filed date: 24 SEP 21	1,241.000						
WOLTERS KLUWER EUR0.12	.0000	160.99	0.00	0.00	0.00	160.99	Tax recoverable last period
SEDOL: 5671519 Pay date: 18 MAY 22 / Filed date: 19 MAY 22	955.000						
AKZO NOBEL NV EUR0.50(POST REV SPLIT)	.0000	332.96	0.00	0.00	0.00	332.96	Tax recoverable this period
SEDOL: BJ2KSG2 Pay date: 06 MAY 21 / Filed date: 07 MAY 21	1,322.000						

Portfolio Statement

1 DEC 23 - 31 DEC 23

Account Name UFCW TRI-STATE - LAZARD FRERES
Account number [REDACTED]

◆ Income & Expense Detail - Base Currency

Page 66 of 115

Description Asset ID/Dates	Rate Shares/PAR	Gross Amount	Tax Recoverable	Tax Withheld	Tax Credit	Net Amount	Transaction Type
<i>Income</i>							
Equities							
Common Stock							
AKZO NOBEL NV EUR0.50(POST REV SPLIT)	.0000	294.73	0.00	0.00	0.00	294.73	Tax recoverable this period
SEDOL: BJ2KSG2 Pay date: 04 MAY 22 / Filed date: 05 MAY 22	1,155.000						
AKZO NOBEL NV EUR0.50(POST REV SPLIT)	.0000	257.98	0.00	0.00	0.00	257.98	Tax recoverable this period
SEDOL: BJ2KSG2 Pay date: 05 MAY 23 / Filed date: 08 MAY 23	1,011.000						
KONINKLIJKE DSM NV EUR1.50	.0000	317.61	0.00	0.00	0.00	317.61	Tax recoverable this period
SEDOL: B0HZL93 Pay date: 01 JUN 21 / Filed date: 02 JUN 21	1,198.000						
KONINKLIJKE DSM NV EUR1.50	.0000	112.41	0.00	0.00	0.00	112.41	Tax recoverable this period
SEDOL: B0HZL93 Pay date: 27 AUG 21 / Filed date: 30 AUG 21	848.000						
KONINKLIJKE DSM NV EUR1.50	.0000	132.68	0.00	0.00	0.00	132.68	Tax recoverable this period
SEDOL: B0HZL93 Pay date: 03 JUN 22 / Filed date: 07 JUN 22	471.000						
UNVL MUSIC GROUP EUR10.00	.0000	148.33	0.00	0.00	0.00	148.33	Tax recoverable this period
SEDOL: BNZGVV1 Pay date: 08 JUN 22 / Filed date: 09 JUN 22	4,476.000						
UNVL MUSIC GROUP EUR10.00	.0000	164.96	0.00	0.00	0.00	164.96	Tax recoverable this period
SEDOL: BNZGVV1 Pay date: 28 OCT 22 / Filed date: 09 NOV 22	4,148.000						
UNVL MUSIC GROUP EUR10.00	.0000	125.07	0.00	0.00	0.00	125.07	Tax recoverable this period
SEDOL: BNZGVV1 Pay date: 27 OCT 23 / Filed date: 30 OCT 23	3,145.000						
UNVL MUSIC GROUP EUR10.00	.0000	143.70	0.00	0.00	0.00	143.70	Tax recoverable this period
SEDOL: BNZGVV1 Pay date: 06 JUN 23 / Filed date: 07 JUN 23	3,212.000						
UNVL MUSIC GROUP EUR10.00	.0000	120.69	0.00	0.00	0.00	120.69	Tax recoverable this period
SEDOL: 4AXL08U Pay date: 28 OCT 21 / Filed date: 29 OCT 21	3,642.000						
WOLTERS KLUWER EUR0.12	.0000	226.46	0.00	0.00	0.00	226.46	Tax recoverable this period
SEDOL: 5671519 Pay date: 20 MAY 20 / Filed date: 21 MAY 20	1,730.000						

Portfolio Statement

1 DEC 23 - 31 DEC 23

Account Name UFCW TRI-STATE - LAZARD FRERES
Account number [REDACTED]

◆ Income & Expense Detail - Base Currency

Page 67 of 115

Description Asset ID/Dates	Rate Shares/PAR	Gross Amount	Tax Recoverable	Tax Withheld	Tax Credit	Net Amount	Transaction Type
<i>Income</i>							
Equities							
Common Stock							
WOLTERS KLUWER EUR0.12	.0000	134.73	0.00	0.00	0.00	134.73	Tax recoverable this period
SEDOL: 5671519 Pay date: 24 SEP 20 / Filed date: 25 SEP 20	1,730.000						
WOLTERS KLUWER EUR0.12	.0000	217.37	0.00	0.00	0.00	217.37	Tax recoverable this period
SEDOL: 5671519 Pay date: 19 MAY 21 / Filed date: 20 MAY 21	1,474.000						
WOLTERS KLUWER EUR0.12	.0000	111.04	0.00	0.00	0.00	111.04	Tax recoverable this period
SEDOL: 5671519 Pay date: 23 SEP 21 / Filed date: 24 SEP 21	1,241.000						
WOLTERS KLUWER EUR0.12	.0000	162.99	0.00	0.00	0.00	162.99	Tax recoverable this period
SEDOL: 5671519 Pay date: 18 MAY 22 / Filed date: 19 MAY 22	955.000						
KONINKLIJKE DSM NV EUR1.50	.0000	191.16	0.00	0.00	0.00	191.16	Tax reclaims received
SEDOL: B0HZL93 Pay date: 28 AUG 20 / Filed date: 01 SEP 20	0.000						
Portugal - EUR							
GALP ENERGIA SGPS EUR1	.0000	346.57	0.00	0.00	0.00	346.57	Tax recoverable last period
SEDOL: B1FW751 Pay date: 20 MAY 21 / Filed date: 27 MAY 21	9,075.000						
GALP ENERGIA SGPS EUR1	.0000	216.80	0.00	0.00	0.00	216.80	Tax recoverable last period
SEDOL: B1FW751 Pay date: 16 SEP 21 / Filed date: 17 SEP 21	7,948.000						
GALP ENERGIA SGPS EUR1	.0000	199.13	0.00	0.00	0.00	199.13	Tax recoverable last period
SEDOL: B1FW751 Pay date: 10 MAY 22 / Filed date: 11 MAY 22	7,300.000						
GALP ENERGIA SGPS EUR1	.0000	191.91	0.00	0.00	0.00	191.91	Tax recoverable last period
SEDOL: B1FW751 Pay date: 20 SEP 22 / Filed date: 21 SEP 22	6,765.000						
GALP ENERGIA SGPS EUR1	.0000	350.87	0.00	0.00	0.00	350.87	Tax recoverable this period
SEDOL: B1FW751 Pay date: 20 MAY 21 / Filed date: 27 MAY 21	9,075.000						
GALP ENERGIA SGPS EUR1	.0000	219.49	0.00	0.00	0.00	219.49	Tax recoverable this period
SEDOL: B1FW751 Pay date: 16 SEP 21 / Filed date: 17 SEP 21	7,948.000						

Portfolio Statement

1 DEC 23 - 31 DEC 23

Account number XXXXXXXXXX
Account Name UFCW TRI-STATE - LAZARD FRERES

◆ Income & Expense Detail - Base Currency

Page 68 of 115

Description Asset ID/Dates	Rate Shares/PAR	Gross Amount	Tax Recoverable	Tax Withheld	Tax Credit	Net Amount	Transaction Type
<i>Income</i>							
Equities							
Common Stock							
GALP ENERGIA SGPS EUR1	.0000	201.60	0.00	0.00	0.00	201.60	Tax recoverable this period
	7,300.000						
SEDOL: B1FW751 Pay date: 10 MAY 22 / Filed date: 11 MAY 22							
GALP ENERGIA SGPS EUR1	.0000	194.30	0.00	0.00	0.00	194.30	Tax recoverable this period
	6,765.000						
SEDOL: B1FW751 Pay date: 20 SEP 22 / Filed date: 21 SEP 22							
Spain - EUR							
INDITEX (IND.DE DISENO TEXTIL SA)	.0000	310.21	0.00	0.00	0.00	310.21	Tax recoverable last period
EUR0.03 (POST SUBD)	3,218.000						
SEDOL: BP9DL90 Pay date: 02 MAY 22 / Filed date: 03 MAY 22							
INDITEX (IND.DE DISENO TEXTIL SA)	.0000	263.85	0.00	0.00	0.00	263.85	Tax recoverable last period
EUR0.03 (POST SUBD)	2,737.000						
SEDOL: BP9DL90 Pay date: 02 NOV 22 / Filed date: 03 NOV 22							
INDITEX (IND.DE DISENO TEXTIL SA)	.0000	206.36	0.00	0.00	0.00	206.36	Tax recoverable last period
EUR0.03 (POST SUBD)	1,659.000						
SEDOL: BP9DL90 Pay date: 02 MAY 23 / Filed date: 03 MAY 23							
INDITEX (IND.DE DISENO TEXTIL SA)	.0000	202.13	0.00	0.00	0.00	202.13	Tax recoverable last period
EUR0.03 (POST SUBD)	1,625.000						
SEDOL: BP9DL90 Pay date: 02 NOV 23 / Filed date: 03 NOV 23							
INDITEX (IND.DE DISENO TEXTIL SA)	.0000	314.06	0.00	0.00	0.00	314.06	Tax recoverable this period
EUR0.03 (POST SUBD)	3,218.000						
SEDOL: BP9DL90 Pay date: 02 MAY 22 / Filed date: 03 MAY 22							
INDITEX (IND.DE DISENO TEXTIL SA)	.0000	267.13	0.00	0.00	0.00	267.13	Tax recoverable this period
EUR0.03 (POST SUBD)	2,737.000						
SEDOL: BP9DL90 Pay date: 02 NOV 22 / Filed date: 03 NOV 22							
INDITEX (IND.DE DISENO TEXTIL SA)	.0000	208.92	0.00	0.00	0.00	208.92	Tax recoverable this period
EUR0.03 (POST SUBD)	1,659.000						
SEDOL: BP9DL90 Pay date: 02 MAY 23 / Filed date: 03 MAY 23							
INDITEX (IND.DE DISENO TEXTIL SA)	.0000	204.64	0.00	0.00	0.00	204.64	Tax recoverable this period
EUR0.03 (POST SUBD)	1,625.000						
SEDOL: BP9DL90 Pay date: 02 NOV 23 / Filed date: 03 NOV 23							

Portfolio Statement

1 DEC 23 - 31 DEC 23

Account Name UFCW TRI-STATE - LAZARD FRERES
Account number [REDACTED]

◆ Income & Expense Detail - Base Currency

Page 69 of 115

Description Asset ID/Dates	Rate Shares/PAR	Gross Amount	Tax Recoverable	Tax Withheld	Tax Credit	Net Amount	Transaction Type
<i>Income</i>							
Equities							
Common Stock							
Sweden - EUR							
HEXAGON AB SER'B'NPV	.0000 965.000	102.66	0.00	0.00	0.00	102.66	Tax recoverable last period
SEDOL: B1XFTL2 Pay date: 10 MAY 21 / Filed date: 11 MAY 21							
NORDEA BANK ABP NPV	.0000 13,386.000	357.84	0.00	0.00	0.00	357.84	Tax recoverable last period
SEDOL: BYZF9J9 Pay date: 04 MAR 21 / Filed date: 05 MAR 21							
NORDEA BANK ABP NPV	.0000 10,294.000	2,830.41	0.00	0.00	0.00	2,830.41	Tax recoverable last period
SEDOL: BYZF9J9 Pay date: 15 OCT 21 / Filed date: 18 OCT 21							
NORDEA BANK ABP NPV	.0000 8,249.000	2,173.61	0.00	0.00	0.00	2,173.61	Tax recoverable last period
SEDOL: BYZF9J9 Pay date: 07 APR 22 / Filed date: 12 APR 22							
NORDEA BANK ABP NPV	.0000 6,998.000	2,137.95	0.00	0.00	0.00	2,137.95	Tax recoverable last period
SEDOL: BYZF9J9 Pay date: 06 APR 23 / Filed date: 07 APR 23							
HEXAGON AB SER'B'NPV	.0000 965.000	103.94	0.00	0.00	0.00	103.94	Tax recoverable this period
SEDOL: B1XFTL2 Pay date: 10 MAY 21 / Filed date: 11 MAY 21							
NORDEA BANK ABP NPV	.0000 13,386.000	362.28	0.00	0.00	0.00	362.28	Tax recoverable this period
SEDOL: BYZF9J9 Pay date: 04 MAR 21 / Filed date: 05 MAR 21							
NORDEA BANK ABP NPV	.0000 10,294.000	2,865.56	0.00	0.00	0.00	2,865.56	Tax recoverable this period
SEDOL: BYZF9J9 Pay date: 15 OCT 21 / Filed date: 18 OCT 21							
NORDEA BANK ABP NPV	.0000 8,249.000	2,200.61	0.00	0.00	0.00	2,200.61	Tax recoverable this period
SEDOL: BYZF9J9 Pay date: 07 APR 22 / Filed date: 12 APR 22							
NORDEA BANK ABP NPV	.0000 6,998.000	2,164.50	0.00	0.00	0.00	2,164.50	Tax recoverable this period
SEDOL: BYZF9J9 Pay date: 06 APR 23 / Filed date: 07 APR 23							

Portfolio Statement

1 DEC 23 - 31 DEC 23

Account Name UFCW TRI-STATE - LAZARD FRERES Account number [REDACTED]

◆ Income & Expense Detail - Base Currency

Page 70 of 115

Description Asset ID/Dates	Rate Shares/PAR	Gross Amount	Tax Recoverable	Tax Withheld	Tax Credit	Net Amount	Transaction Type
<i>Income</i>							
Equities							
Common Stock							
Sweden - SEK							
SANDVIK AB NPV	.0000 7,098.000	660.43	0.00	0.00	0.00	660.43	Tax recoverable last period
SEDOL: B1VQ252 Pay date: 04 MAY 21 / Filed date: 05 MAY 21							
SANDVIK AB NPV	.0000 7,098.000	686.71	0.00	0.00	0.00	686.71	Tax recoverable this period
SEDOL: B1VQ252 Pay date: 04 MAY 21 / Filed date: 05 MAY 21							
Switzerland - CHF							
ABB LTD CHF0.12 (REGD)	.0000 8,798.000	2,833.01	0.00	0.00	0.00	2,833.01	Tax recoverable last period
SEDOL: 7108899 Pay date: 31 MAR 21 / Filed date: 01 APR 21							
ABB LTD CHF0.12 (REGD)	.0000 4,343.000	1,433.43	0.00	0.00	0.00	1,433.43	Tax recoverable last period
SEDOL: 7108899 Pay date: 30 MAR 22 / Filed date: 31 MAR 22							
ABB LTD CHF0.12 (REGD)	.0000 2,655.000	897.67	0.00	0.00	0.00	897.67	Tax recoverable last period
SEDOL: 7108899 Pay date: 29 MAR 23 / Filed date: 30 MAR 23							
NOVARTIS AG CHF0.49 (REGD)	.0000 3,248.000	3,922.03	0.00	0.00	0.00	3,922.03	Tax recoverable last period
SEDOL: 7103065 Pay date: 08 MAR 21 / Filed date: 09 MAR 21							
NOVARTIS AG CHF0.49 (REGD)	.0000 1,435.000	1,790.56	0.00	0.00	0.00	1,790.56	Tax recoverable last period
SEDOL: 7103065 Pay date: 10 MAR 22 / Filed date: 11 MAR 22							
ROCHE HLDGS AG GENUSSSCHEINE NPV	.0000 449.000	1,716.90	0.00	0.00	0.00	1,716.90	Tax recoverable last period
SEDOL: 7110388 Pay date: 20 MAR 23 / Filed date: 21 MAR 23							
ABB LTD CHF0.12 (REGD)	.0000 8,798.000	2,926.92	0.00	0.00	0.00	2,926.92	Tax recoverable this period
SEDOL: 7108899 Pay date: 31 MAR 21 / Filed date: 01 APR 21							
ABB LTD CHF0.12 (REGD)	.0000 4,343.000	1,480.95	0.00	0.00	0.00	1,480.95	Tax recoverable this period
SEDOL: 7108899 Pay date: 30 MAR 22 / Filed date: 31 MAR 22							

Portfolio Statement

1 DEC 23 - 31 DEC 23

Account Name UFCW TRI-STATE - LAZARD FRERES
Account number [REDACTED]

◆ Income & Expense Detail - Base Currency

Page 71 of 115

Description Asset ID/Dates	Rate Shares/PAR	Gross Amount	Tax Recoverable	Tax Withheld	Tax Credit	Net Amount	Transaction Type
<i>Income</i>							
Equities							
Common Stock							
ABB LTD CHF0.12 (REGD)	.0000 2,655.000	927.43	0.00	0.00	0.00	927.43	Tax recoverable this period
SEDOL: 7108899 Pay date: 29 MAR 23 / Filed date: 30 MAR 23							
NOVARTIS AG CHF0.49 (REGD)	.0000 3,248.000	4,052.04	0.00	0.00	0.00	4,052.04	Tax recoverable this period
SEDOL: 7103065 Pay date: 08 MAR 21 / Filed date: 09 MAR 21							
NOVARTIS AG CHF0.49 (REGD)	.0000 1,435.000	1,849.91	0.00	0.00	0.00	1,849.91	Tax recoverable this period
SEDOL: 7103065 Pay date: 10 MAR 22 / Filed date: 11 MAR 22							
ROCHE HLDGS AG GENUSSSCHEINE NPV	.0000 449.000	1,773.81	0.00	0.00	0.00	1,773.81	Tax recoverable this period
SEDOL: 7110388 Pay date: 20 MAR 23 / Filed date: 21 MAR 23							
United Kingdom - GBP							
UNILEVER PLC ORD GBP0.031111	.3715 2,178.000	1,024.32	0.00	0.00	0.00	1,024.32	Receivable last period
SEDOL: B10RZP7 Ex date: 16 NOV 23 / Pay date: 08 DEC 23							
3I GROUP ORD GBP0.738636	.2650 3,636.000	1,219.79	0.00	0.00	0.00	1,219.79	Receivable last period
SEDOL: B1YW440 Ex date: 30 NOV 23 / Pay date: 12 JAN 24							
3I GROUP ORD GBP0.738636	.2650 3,636.000	1,228.32	0.00	0.00	0.00	1,228.32	Receivable this period
SEDOL: B1YW440 Ex date: 30 NOV 23 / Pay date: 12 JAN 24							
BP ORD USD0.25	.0574 18,421.000	1,337.32	0.00	0.00	0.00	1,337.32	Received this period
SEDOL: 0798059 Ex date: 09 NOV 23 / Pay date: 19 DEC 23							
UNILEVER PLC ORD GBP0.031111	.3715 2,178.000	1,015.70	0.00	0.00	0.00	1,015.70	Received this period
SEDOL: B10RZP7 Ex date: 16 NOV 23 / Pay date: 08 DEC 23							
United Kingdom - USD							
BP ORD USD0.25	.0727 18,421.000	1,339.21	0.00	0.00	0.00	1,339.21	Receivable last period
SEDOL: 0798059 Ex date: 09 NOV 23 / Pay date: 19 DEC 23							

Portfolio Statement

1 DEC 23 - 31 DEC 23

Account number XXXXXXXXXX
Account Name UFCW TRI-STATE - LAZARD FRERES

◆ Income & Expense Detail - Base Currency

Page 72 of 115

Description Asset ID/Dates	Rate Shares/PAR	Gross Amount	Tax Recoverable	Tax Withheld	Tax Credit	Net Amount	Transaction Type
<i>Income</i>							
Equities							
Common Stock							
Total Common Stock		9,952.46	748.44	748.45	0.00	9,952.45	Receivable last period
		1,625.54	0.00	0.00	0.00	1,625.54	Receivable this period
		11,172.25	0.00	1,360.74	0.00	9,811.51	Received this period
		0.00	0.00	0.00	0.00	0.00	Income received from prior
		0.00	0.00	0.00	0.00	0.00	Broker commissions recaptured
		52,944.14	0.00	0.00	0.00	52,944.14	Tax recoverable last period
		52,230.35	0.00	0.00	0.00	52,230.35	Tax recoverable this period
		191.16	0.00	0.00	0.00	191.16	Tax reclaims received
		0.00	0.00	0.00	0.00	0.00	Income purchased this period
		0.00	0.00	0.00	0.00	0.00	Income sold this period
		0.00	0.00	0.00	0.00	0.00	Tax recoverable received this period
		0.00	0.00	0.00	0.00	0.00	Tax recoverable delivered this period
		0.00	0.00	0.00	0.00	0.00	Accrued income received this period
		0.00	0.00	0.00	0.00	0.00	Accrued income delivered this period
		2,322.70	-748.44	612.29	0.00	961.97	Earned income
Preferred Stock							
Germany - EUR							
HENKEL AG & CO KGAA NON-VTG PRF NPV	.0000	333.28	0.00	0.00	0.00	333.28	Tax recoverable last period
	626.000						
SEDOL: 5076705 Pay date: 27 APR 23 / Filed date: 28 APR 23							
VOLKSWAGEN AG NON VTG PRF NPV	.0000	1,672.72	0.00	0.00	0.00	1,672.72	Tax recoverable last period
	1,196.000						
SEDOL: 5497168 Pay date: 17 MAY 19 / Filed date: 20 MAY 19							
VOLKSWAGEN AG NON VTG PRF NPV	.0000	1,605.60	0.00	0.00	0.00	1,605.60	Tax recoverable last period
	1,148.000						
SEDOL: 5497168 Pay date: 05 OCT 20 / Filed date: 06 OCT 20							
VOLKSWAGEN AG NON VTG PRF NPV	.0000	1,230.77	0.00	0.00	0.00	1,230.77	Tax recoverable last period
	880.000						
SEDOL: 5497168 Pay date: 27 JUL 21 / Filed date: 28 JUL 21							
VOLKSWAGEN AG NON VTG PRF NPV	.0000	1,087.80	0.00	0.00	0.00	1,087.80	Tax recoverable last period
	500.000						
SEDOL: 5497168 Pay date: 17 MAY 22 / Filed date: 18 MAY 22							
HENKEL AG & CO KGAA NON-VTG PRF NPV	.0000	337.42	0.00	0.00	0.00	337.42	Tax recoverable this period
	626.000						
SEDOL: 5076705 Pay date: 27 APR 23 / Filed date: 28 APR 23							

Portfolio Statement

1 DEC 23 - 31 DEC 23

Account Name UFCW TRI-STATE - LAZARD FRERES Account number

◆ Income & Expense Detail - Base Currency

Page 73 of 115

Description Asset ID/Dates	Rate Shares/PAR	Gross Amount	Tax Recoverable	Tax Withheld	Tax Credit	Net Amount	Transaction Type
<i>Income</i>							
Equities							
Preferred Stock							
VOLKSWAGEN AG NON VTG PRF NPV	.0000	1,693.49	0.00	0.00	0.00	1,693.49	Tax recoverable this period
SEDOL: 5497168 Pay date: 17 MAY 19 / Filed date: 20 MAY 19	1,196.000						
VOLKSWAGEN AG NON VTG PRF NPV	.0000	1,625.54	0.00	0.00	0.00	1,625.54	Tax recoverable this period
SEDOL: 5497168 Pay date: 05 OCT 20 / Filed date: 06 OCT 20	1,148.000						
VOLKSWAGEN AG NON VTG PRF NPV	.0000	1,246.06	0.00	0.00	0.00	1,246.06	Tax recoverable this period
SEDOL: 5497168 Pay date: 27 JUL 21 / Filed date: 28 JUL 21	880.000						
VOLKSWAGEN AG NON VTG PRF NPV	.0000	1,101.31	0.00	0.00	0.00	1,101.31	Tax recoverable this period
SEDOL: 5497168 Pay date: 17 MAY 22 / Filed date: 18 MAY 22	500.000						
Total Preferred Stock		0.00	0.00	0.00	0.00	0.00	Receivable last period
		0.00	0.00	0.00	0.00	0.00	Receivable this period
		0.00	0.00	0.00	0.00	0.00	Received this period
		0.00	0.00	0.00	0.00	0.00	Income received from prior
		0.00	0.00	0.00	0.00	0.00	Broker commissions recaptured
		5,930.17	0.00	0.00	0.00	5,930.17	Tax recoverable last period
		6,003.82	0.00	0.00	0.00	6,003.82	Tax recoverable this period
		0.00	0.00	0.00	0.00	0.00	Tax reclaims received
		0.00	0.00	0.00	0.00	0.00	Income purchased this period
		0.00	0.00	0.00	0.00	0.00	Income sold this period
		0.00	0.00	0.00	0.00	0.00	Tax recoverable received this period
		0.00	0.00	0.00	0.00	0.00	Tax recoverable delivered this period
		0.00	0.00	0.00	0.00	0.00	Accrued income received this period
		0.00	0.00	0.00	0.00	0.00	Accrued income delivered this period
		73.65	0.00	0.00	0.00	73.65	Earned income
Total Equities		9,952.46	748.44	748.45	0.00	9,952.45	Receivable last period
		1,625.54	0.00	0.00	0.00	1,625.54	Receivable this period
		11,172.25	0.00	1,360.74	0.00	9,811.51	Received this period
		0.00	0.00	0.00	0.00	0.00	Income received from prior
		0.00	0.00	0.00	0.00	0.00	Broker commissions recaptured
		58,874.31	0.00	0.00	0.00	58,874.31	Tax recoverable last period
		58,234.17	0.00	0.00	0.00	58,234.17	Tax recoverable this period
		191.16	0.00	0.00	0.00	191.16	Tax reclaims received
		0.00	0.00	0.00	0.00	0.00	Income purchased this period
		0.00	0.00	0.00	0.00	0.00	Income sold this period

Portfolio Statement

1 DEC 23 - 31 DEC 23

Account number XXXXXXXXXX
Account Name UFCW TRI-STATE - LAZARD FRERES

◆ Income & Expense Detail - Base Currency

Page 74 of 115

Description Asset ID/Dates	Rate Shares/PAR	Gross Amount	Tax Recoverable	Tax Withheld	Tax Credit	Net Amount	Transaction Type
<i>Income</i>							
Equities							
Preferred Stock							
		0.00	0.00	0.00	0.00	0.00	Tax recoverable received this period
		0.00	0.00	0.00	0.00	0.00	Tax recoverable delivered this period
		0.00	0.00	0.00	0.00	0.00	Accrued income received this period
		0.00	0.00	0.00	0.00	0.00	Accrued income delivered this period
		2,396.35	-748.44	612.29	0.00	1,035.62	Earned income
<i>Income</i>							
Cash and Cash Equivalents							
Cash							
Canada - CAD							
CANADIAN DLR	.0000 0.000	0.01	0.00	0.00	0.00	0.01	Receivable last period
European Union - EUR							
EUR CASH	.0000 0.000	0.93	0.00	0.00	0.00	0.93	Receivable last period
EUR CASH	.0000 0.000	0.08	0.00	0.00	0.00	0.08	Receivable this period
CSDR PEN	.0000 0.000	0.70	0.00	0.00	0.00	0.70	Received this period
Ex date: 27 DEC 23 / Pay date: 27 DEC 23							
Japan - JPY							
JPY CASH	.0000 0.000	-0.13	0.00	0.00	0.00	- 0.13	Receivable this period
United Kingdom - GBP							
U.K. STERLING	.0000 0.000	0.01	0.00	0.00	0.00	0.01	Receivable last period
U.K. STERLING	.0000 0.000	0.01	0.00	0.00	0.00	0.01	Receivable this period
United States - USD							
IBA INTEREST FOR MONTH ENDING 30 NOV 23	.0000	0.01	0.00	0.00	0.00	0.01	Received this period
CAD 0.01 AT RATE 1.3538000	0.000						
Ex date: 05 DEC 23 / Pay date: 05 DEC 23							

Portfolio Statement

1 DEC 23 - 31 DEC 23

Account Name UFCW TRI-STATE - LAZARD FRERES Account number [REDACTED]

◆ Income & Expense Detail - Base Currency

Page 75 of 115

Description Asset ID/Dates	Rate Shares/PAR	Gross Amount	Tax Recoverable	Tax Withheld	Tax Credit	Net Amount	Transaction Type
<i>Income</i>							
Cash and Cash Equivalents							
Cash							
IBA INTEREST FOR MONTH ENDING 30 NOV 23 EUR 0.85 AT RATE 0.9178000 Ex date: 05 DEC 23 / Pay date: 05 DEC 23	.0000 0.000	0.93	0.00	0.00	0.00	0.93	Received this period
IBA INTEREST FOR MONTH ENDING 30 NOV 23 GBP 0.01 AT RATE 0.7914000 Ex date: 05 DEC 23 / Pay date: 05 DEC 23	.0000 0.000	0.01	0.00	0.00	0.00	0.01	Received this period
Total Cash		0.95	0.00	0.00	0.00	0.95	Receivable last period
		-0.04	0.00	0.00	0.00	- 0.04	Receivable this period
		1.65	0.00	0.00	0.00	1.65	Received this period
		0.00	0.00	0.00	0.00	0.00	Income received from prior
		0.00	0.00	0.00	0.00	0.00	Broker commissions recaptured
		0.00	0.00	0.00	0.00	0.00	Tax recoverable last period
		0.00	0.00	0.00	0.00	0.00	Tax recoverable this period
		0.00	0.00	0.00	0.00	0.00	Tax reclaims received
		0.00	0.00	0.00	0.00	0.00	Income purchased this period
		0.00	0.00	0.00	0.00	0.00	Income sold this period
		0.00	0.00	0.00	0.00	0.00	Tax recoverable received this period
		0.00	0.00	0.00	0.00	0.00	Tax recoverable delivered this period
		0.00	0.00	0.00	0.00	0.00	Accrued income received this period
		0.00	0.00	0.00	0.00	0.00	Accrued income delivered this period
		0.66	0.00	0.00	0.00	0.66	Earned income
Funds - Short Term Investment							
United States - USD							
NT COLLECTIVE SHORT TERM INVT FD CUSIP: 66586U452	.0000 165,287.370	619.42	0.00	0.00	0.00	619.42	Receivable last period
NT COLLECTIVE SHORT TERM INVT FD CUSIP: 66586U452	.0000 241,942.810	1,088.38	0.00	0.00	0.00	1,088.38	Receivable this period
NT COLLECTIVE SHORT TERM INVT FD INCOME RECEIVED CUSIP: 66586U452 Ex date: 05 DEC 23 / Pay date: 05 DEC 23	.0000 0.000	661.95	0.00	0.00	0.00	661.95	Received this period

Portfolio Statement

1 DEC 23 - 31 DEC 23

Account Name UFCW TRI-STATE - LAZARD FRERES Account number [REDACTED]

◆ Income & Expense Detail - Base Currency

Page 76 of 115

Description Asset ID/Dates	Rate Shares/PAR	Gross Amount	Tax Recoverable	Tax Withheld	Tax Credit	Net Amount	Transaction Type
<i>Income</i>							
Cash and Cash Equivalents							
Funds - Short Term Investment							
Total Funds - Short Term Investment							
		619.42	0.00	0.00	0.00	619.42	Receivable last period
		1,088.38	0.00	0.00	0.00	1,088.38	Receivable this period
		661.95	0.00	0.00	0.00	661.95	Received this period
		0.00	0.00	0.00	0.00	0.00	Income received from prior
		0.00	0.00	0.00	0.00	0.00	Broker commissions recaptured
		0.00	0.00	0.00	0.00	0.00	Tax recoverable last period
		0.00	0.00	0.00	0.00	0.00	Tax recoverable this period
		0.00	0.00	0.00	0.00	0.00	Tax reclaims received
		0.00	0.00	0.00	0.00	0.00	Income purchased this period
		0.00	0.00	0.00	0.00	0.00	Income sold this period
		0.00	0.00	0.00	0.00	0.00	Tax recoverable received this period
		0.00	0.00	0.00	0.00	0.00	Tax recoverable delivered this period
		0.00	0.00	0.00	0.00	0.00	Accrued income received this period
		0.00	0.00	0.00	0.00	0.00	Accrued income delivered this period
		1,130.91	0.00	0.00	0.00	1,130.91	Earned income
Total Cash and Cash Equivalents							
		620.37	0.00	0.00	0.00	620.37	Receivable last period
		1,088.34	0.00	0.00	0.00	1,088.34	Receivable this period
		663.60	0.00	0.00	0.00	663.60	Received this period
		0.00	0.00	0.00	0.00	0.00	Income received from prior
		0.00	0.00	0.00	0.00	0.00	Broker commissions recaptured
		0.00	0.00	0.00	0.00	0.00	Tax recoverable last period
		0.00	0.00	0.00	0.00	0.00	Tax recoverable this period
		0.00	0.00	0.00	0.00	0.00	Tax reclaims received
		0.00	0.00	0.00	0.00	0.00	Income purchased this period
		0.00	0.00	0.00	0.00	0.00	Income sold this period
		0.00	0.00	0.00	0.00	0.00	Tax recoverable received this period
		0.00	0.00	0.00	0.00	0.00	Tax recoverable delivered this period
		0.00	0.00	0.00	0.00	0.00	Accrued income received this period
		0.00	0.00	0.00	0.00	0.00	Accrued income delivered this period
		1,131.57	0.00	0.00	0.00	1,131.57	Earned income

Portfolio Statement

1 DEC 23 - 31 DEC 23

Account Name UFCW TRI-STATE - LAZARD FRERES
Account number [REDACTED]

◆ Income & Expense Detail - Base Currency

Page 77 of 115

Description Asset ID/Dates	Rate Shares/PAR	Gross Amount	Tax Recoverable	Tax Withheld	Tax Credit	Net Amount	Transaction Type
<i>Income</i>							
Securities Lending							
United States USD							
SEC LENDING INCOME FROM GLOBAL EQUITY FOR THE MONTH OF NOVEMBER 2023 Ex date: 15 DEC 23 / Pay date: 15 DEC 23	.0000 0.000	14.71	0.00	0.00	0.00	14.71	Received this period
SEC LENDING INCOME FROM GLOBAL EQUITY FOR THE MONTH OF NOVEMBER 2023 Ex date: 15 DEC 23 / Pay date: 15 DEC 23	.0000 0.000	25.75	0.00	0.00	0.00	25.75	Received this period
Total		0.00 0.00 40.46 0.00 0.00 0.00 0.00 0.00 0.00 0.00 0.00 0.00 0.00 0.00 0.00 0.00 40.46	0.00 0.00 0.00 0.00 0.00 0.00 0.00 0.00 0.00 0.00 0.00 0.00 0.00 0.00 0.00 0.00	0.00 0.00 0.00 0.00 0.00 0.00 0.00 0.00 0.00 0.00 0.00 0.00 0.00 0.00 0.00 0.00	0.00 0.00 0.00 0.00 0.00 0.00 0.00 0.00 0.00 0.00 0.00 0.00 0.00 0.00 0.00 0.00	0.00 0.00 40.46 0.00 0.00 0.00 0.00 0.00 0.00 0.00 0.00 0.00 0.00 0.00 0.00 0.00 0.00 40.46	Receivable last period Receivable this period Received this period Income received from prior Broker commissions recaptured Tax recoverable last period Tax recoverable this period Tax reclaims received Income purchased this period Income sold this period Tax recoverable received this period Tax recoverable delivered this period Accrued income received this period Accrued income delivered this period Earned income
Total Securities Lending		0.00 0.00 40.46 0.00 0.00 0.00 0.00 0.00 0.00 0.00 0.00 0.00 0.00 0.00 0.00 0.00 40.46	0.00 0.00 0.00 0.00 0.00 0.00 0.00 0.00 0.00 0.00 0.00 0.00 0.00 0.00 0.00 0.00	0.00 0.00 0.00 0.00 0.00 0.00 0.00 0.00 0.00 0.00 0.00 0.00 0.00 0.00 0.00 0.00	0.00 0.00 0.00 0.00 0.00 0.00 0.00 0.00 0.00 0.00 0.00 0.00 0.00 0.00 0.00 0.00	0.00 0.00 40.46 0.00 0.00 0.00 0.00 0.00 0.00 0.00 0.00 0.00 0.00 0.00 0.00 0.00 0.00 40.46	Receivable last period Receivable this period Received this period Income received from prior Broker commissions recaptured Tax recoverable last period Tax recoverable this period Tax reclaims received Income purchased this period Income sold this period Tax recoverable received this period Tax recoverable delivered this period Accrued income received this period Accrued income delivered this period Earned income

Portfolio Statement

1 DEC 23 - 31 DEC 23

Account Name UFCW TRI-STATE - LAZARD FRERES
Account number [REDACTED]

◆ Income & Expense Detail - Base Currency

Page 78 of 115

Description Asset ID/Dates	Rate Shares/PAR	Gross Amount	Tax Recoverable	Tax Withheld	Tax Credit	Net Amount	Transaction Type
<i>Income</i>							
Securities Lending							
<hr/>							
Total Income		10,572.83	748.44	748.45	0.00	10,572.82	Receivable last period
		2,713.88	0.00	0.00	0.00	2,713.88	Receivable this period
		11,876.31	0.00	1,360.74	0.00	10,515.57	Received this period
		0.00	0.00	0.00	0.00	0.00	Income received from prior
		0.00	0.00	0.00	0.00	0.00	Broker commissions recaptured
		58,874.31	0.00	0.00	0.00	58,874.31	Tax recoverable last period
		58,234.17	0.00	0.00	0.00	58,234.17	Tax recoverable this period
		191.16	0.00	0.00	0.00	191.16	Tax reclaims received
		0.00	0.00	0.00	0.00	0.00	Income purchased this period
		0.00	0.00	0.00	0.00	0.00	Income sold this period
		0.00	0.00	0.00	0.00	0.00	Tax recoverable received this period
		0.00	0.00	0.00	0.00	0.00	Tax recoverable delivered this period
		0.00	0.00	0.00	0.00	0.00	Accrued income received this period
		0.00	0.00	0.00	0.00	0.00	Accrued income delivered this period
		3,568.38	-748.44	612.29	0.00	2,207.65	Earned income
<hr/>							
<i>Expense</i>							
Expenses							
Delivery and Receipt Fees							
<hr/>							
United States USD							
DEL/REC FEES FOR NOV 2023	.0000	-53.66	0.00	0.00	0.00	- 53.66	Paid this period
	0.000						
Value date: 13 DEC 23 / Entry date: 13 DEC 23							
<hr/>							
Total Delivery and Receipt Fees		0.00	0.00	0.00	0.00	0.00	Payable last period
		0.00	0.00	0.00	0.00	0.00	Payable this period
		-53.66	0.00	0.00	0.00	- 53.66	Paid this period
		0.00	0.00	0.00	0.00	0.00	Income received from prior
		0.00	0.00	0.00	0.00	0.00	Broker commissions recaptured
		0.00	0.00	0.00	0.00	0.00	Tax recoverable last period
		0.00	0.00	0.00	0.00	0.00	Tax recoverable this period
		0.00	0.00	0.00	0.00	0.00	Tax reclaims received
		0.00	0.00	0.00	0.00	0.00	Liability expense paid
		0.00	0.00	0.00	0.00	0.00	Liability expense received

Portfolio Statement

1 DEC 23 - 31 DEC 23

Account Name UFCW TRI-STATE - LAZARD FRERES
Account number [REDACTED]

◆ Income & Expense Detail - Base Currency

Page 79 of 115

Description Asset ID/Dates	Rate Shares/PAR	Gross Amount	Tax Recoverable	Tax Withheld	Tax Credit	Net Amount	Transaction Type
<i>Expense</i>							
Expenses							
Delivery and Receipt Fees							
		0.00	0.00	0.00	0.00	0.00	Tax recoverable received this period
		0.00	0.00	0.00	0.00	0.00	Tax recoverable delivered this period
		0.00	0.00	0.00	0.00	0.00	Accrued expense received this period
		0.00	0.00	0.00	0.00	0.00	Accrued expense delivered this period
		-53.66	0.00	0.00	0.00	- 53.66	Expenses recognized
Other Expenses							
United States USD							
NORTHERN TRUST SWEEP FEE	.0000 0.000	-17.58	0.00	0.00	0.00	- 17.58	Paid this period
Value date: 05 DEC 23 / Entry date: 05 DEC 23							
Total Other Expenses							
		0.00	0.00	0.00	0.00	0.00	Payable last period
		0.00	0.00	0.00	0.00	0.00	Payable this period
		-17.58	0.00	0.00	0.00	- 17.58	Paid this period
		0.00	0.00	0.00	0.00	0.00	Income received from prior
		0.00	0.00	0.00	0.00	0.00	Broker commissions recaptured
		0.00	0.00	0.00	0.00	0.00	Tax recoverable last period
		0.00	0.00	0.00	0.00	0.00	Tax recoverable this period
		0.00	0.00	0.00	0.00	0.00	Tax reclaims received
		0.00	0.00	0.00	0.00	0.00	Liability expense paid
		0.00	0.00	0.00	0.00	0.00	Liability expense received
		0.00	0.00	0.00	0.00	0.00	Tax recoverable received this period
		0.00	0.00	0.00	0.00	0.00	Tax recoverable delivered this period
		0.00	0.00	0.00	0.00	0.00	Accrued expense received this period
		0.00	0.00	0.00	0.00	0.00	Accrued expense delivered this period
		-17.58	0.00	0.00	0.00	- 17.58	Expenses recognized
Securities Lending Fees							
United States USD							
SEC LENDING FEES FROM GLOBAL EQUITY FOR THE MONTH OF NOVEMBER 2023	.0000 0.000	-5.87	0.00	0.00	0.00	- 5.87	Paid this period
Value date: 15 DEC 23 / Entry date: 15 DEC 23							
SEC LENDING FEES FROM GLOBAL EQUITY FOR THE MONTH OF NOVEMBER 2023	.0000 0.000	-10.29	0.00	0.00	0.00	- 10.29	Paid this period
Value date: 15 DEC 23 / Entry date: 15 DEC 23							

Portfolio Statement

1 DEC 23 - 31 DEC 23

Account number XXXXXXXXXX
Account Name UFCW TRI-STATE - LAZARD FRERES

◆ Income & Expense Detail - Base Currency

Page 80 of 115

Description Asset ID/Dates	Rate Shares/PAR	Gross Amount	Tax Recoverable	Tax Withheld	Tax Credit	Net Amount	Transaction Type
<i>Expense</i>							
Expenses							
Securities Lending Fees							
Total Securities Lending Fees							
		0.00	0.00	0.00	0.00	0.00	Payable last period
		0.00	0.00	0.00	0.00	0.00	Payable this period
		-16.16	0.00	0.00	0.00	- 16.16	Paid this period
		0.00	0.00	0.00	0.00	0.00	Income received from prior
		0.00	0.00	0.00	0.00	0.00	Broker commissions recaptured
		0.00	0.00	0.00	0.00	0.00	Tax recoverable last period
		0.00	0.00	0.00	0.00	0.00	Tax recoverable this period
		0.00	0.00	0.00	0.00	0.00	Tax reclaims received
		0.00	0.00	0.00	0.00	0.00	Liability expense paid
		0.00	0.00	0.00	0.00	0.00	Liability expense received
		0.00	0.00	0.00	0.00	0.00	Tax recoverable received this period
		0.00	0.00	0.00	0.00	0.00	Tax recoverable delivered this period
		0.00	0.00	0.00	0.00	0.00	Accrued expense received this period
		0.00	0.00	0.00	0.00	0.00	Accrued expense delivered this period
		-16.16	0.00	0.00	0.00	- 16.16	Expenses recognized
Total Expenses							
		0.00	0.00	0.00	0.00	0.00	Payable last period
		0.00	0.00	0.00	0.00	0.00	Payable this period
		-87.40	0.00	0.00	0.00	- 87.40	Paid this period
		0.00	0.00	0.00	0.00	0.00	Income received from prior
		0.00	0.00	0.00	0.00	0.00	Broker commissions recaptured
		0.00	0.00	0.00	0.00	0.00	Tax recoverable last period
		0.00	0.00	0.00	0.00	0.00	Tax recoverable this period
		0.00	0.00	0.00	0.00	0.00	Tax reclaims received
		0.00	0.00	0.00	0.00	0.00	Liability expense paid
		0.00	0.00	0.00	0.00	0.00	Liability expense received
		0.00	0.00	0.00	0.00	0.00	Tax recoverable received this period
		0.00	0.00	0.00	0.00	0.00	Tax recoverable delivered this period
		0.00	0.00	0.00	0.00	0.00	Accrued expense received this period
		0.00	0.00	0.00	0.00	0.00	Accrued expense delivered this period
		-87.40	0.00	0.00	0.00	- 87.40	Expenses recognized
Total Expense							
		0.00	0.00	0.00	0.00	0.00	Payable last period
		0.00	0.00	0.00	0.00	0.00	Payable this period
		-87.40	0.00	0.00	0.00	- 87.40	Paid this period
		0.00	0.00	0.00	0.00	0.00	Income received from prior
		0.00	0.00	0.00	0.00	0.00	Broker commissions recaptured
		0.00	0.00	0.00	0.00	0.00	Tax recoverable last period
		0.00	0.00	0.00	0.00	0.00	Tax recoverable this period
		0.00	0.00	0.00	0.00	0.00	Tax reclaims received
		0.00	0.00	0.00	0.00	0.00	Liability expense paid
		0.00	0.00	0.00	0.00	0.00	Liability expense received

Portfolio Statement

1 DEC 23 - 31 DEC 23

Account Name UFCW TRI-STATE - LAZARD FRERES
Account number [REDACTED]

◆ Income & Expense Detail - Base Currency

Page 81 of 115

Description Asset ID/Dates	Rate Shares/PAR	Gross Amount	Tax Recoverable	Tax Withheld	Tax Credit	Net Amount	Transaction Type
<i>Expense</i>							
Expenses							
Securities Lending Fees							
		0.00	0.00	0.00	0.00	0.00	Tax recoverable received this period
		0.00	0.00	0.00	0.00	0.00	Tax recoverable delivered this period
		0.00	0.00	0.00	0.00	0.00	Accrued expense received this period
		0.00	0.00	0.00	0.00	0.00	Accrued expense delivered this period
		-87.40	0.00	0.00	0.00	-87.40	Expenses recognized

Please note that the Tax Withheld column may contain amounts related to FATCA withholdings

Portfolio Statement

1 DEC 23 - 31 DEC 23

Account Name UFCW TRI-STATE - LAZARD FRERES

Account number

Funding & Disbursement Summary

Transaction type	Receipts	Disbursements	Accruals	Market value	Cost	Transaction amount		Realized gain/loss		Total
						Cost	Cost on gain/loss	Market Translation		

NO DATA TO REPORT

Portfolio Statement

1 DEC 23 - 31 DEC 23

Account Name UFCW TRI-STATE - LAZARD FRERES

Account number

Funding & Disbursement Detail

Page 83 of 115

Trade date	Security description	Accrued					Realized gain/loss	
Settle date	Transaction description	Income	Market value	Cost	Transaction amount		Market	
Asset ID							Translation	Total

NO DATA TO REPORT

Portfolio Statement

1 DEC 23 - 31 DEC 23

Account Name UFCW TRI-STATE - LAZARD FRERES
Account number [REDACTED]

◆ Capital Change Detail

Page 84 of 115

Ex date	<u>Original security description/Asset ID</u>	Original cost	Change description	Payment Amount	<u>Resulting security description/Asset ID</u>	Resulting cost	<u>Realized gain/loss</u>
	Shares				Shares		Market Translation

NO DATA TO REPORT

Portfolio Statement

1 DEC 23 - 31 DEC 23

Account Name UFCW TRI-STATE - LAZARD FRERES

Account number [REDACTED]

◆ Other Corporate Actions

Value date	Security description						
Entry date	Transaction description	Asset ID	Transaction amount	Cost	Market value	Realized gain/loss	

NO DATA TO REPORT

Portfolio Statement

1 DEC 23 - 31 DEC 23

Account Name UFCW TRI-STATE - LAZARD FRERES
Account number [REDACTED]

Page 86 of 115

◆ Foreign Exchange Gain/Loss Summary *Pending*

Currency	Market value bought	Book value bought	Market value sold	Book value sold	Unrealized translation gain/loss
Swiss franc	33,778.44	33,885.54	0.00	0.00	- 107.10
United States dollar	0.00	0.00	- 33,885.54	- 33,885.54	0.00
Total pending	33,778.44	33,885.54	- 33,885.54	- 33,885.54	- 107.10

Settled

Currency	Market value bought	Book value bought	Market value sold	Book value sold	Realized translation gain/loss
British pound sterling	6,762.51	6,780.42	- 90,363.66	- 90,207.86	- 173.71
Canadian dollar	0.00	0.00	- 16,627.84	- 16,582.33	- 45.51
Euro	48,972.92	48,864.43	- 30,786.37	- 30,904.87	226.99
Hong Kong dollar	10,405.64	10,407.18	0.00	0.00	- 1.54
Japanese yen	34,320.27	34,136.44	- 24,527.95	- 24,648.70	304.58
Swedish krona	18,194.15	18,198.33	0.00	0.00	- 4.18
United States dollar	162,343.76	162,343.76	- 118,386.80	- 118,386.80	0.00
Total settled	280,999.25	280,730.56	- 280,692.62	- 280,730.56	306.63

Portfolio Statement

1 DEC 23 - 31 DEC 23

Account number XXXXXXXXXX
Account Name UFCW TRI-STATE - LAZARD FRERES

Page 87 of 115

◆ Foreign Exchange Gain/Loss Detail

Pending

Trade Date Settle date	Transaction description	Currency Bought Sold	Revaluation Exchange Rate Bought Sold	Local amount Bought Sold	Base market value Bought Sold	Unrealized translation gain/loss Cost	From purchases From sales
28 Dec 23	FX DEAL TRANSACTED ON 28 DEC 2023 CHF /	CHF	.8415600	28,426.58	33,778.44	33,885.54	- 107.10
3 Jan 24	USD EX.RATE 0.8389 WITH	USD	1.0000000	- 33,885.54	- 33,885.54	- 33,885.54	0.00
	NORTHERN TRUST COMPANY, CHICAGO						
Total pending purchases					33,778.44	33,885.54	- 107.10
Total pending sales					- 33,885.54	- 33,885.54	0.00

Settled

Trade Date Settle date	Transaction description	Currency Bought Sold	Exchange Rate Bought Sold	Local amount Bought Sold	Base market value Bought Sold	Realized translation gain/loss Cost	From purchases From sales
29 Nov 23	FX DEAL TRANSACTED ON 29 NOV 2023 GBP /	GBP	.7899187	931.33	1,179.02	1,182.04	- 3.02
1 Dec 23	USD EX.RATE 0.7878979 WITH	USD	1.0000000	- 1,182.04	- 1,182.04	- 1,182.04	0.00
	NORTHERN TRUST COMPANY, CHICAGO						
30 Nov 23	FX DEAL TRANSACTED ON 30 NOV 2023 USD /	USD	1.0000000	613.71	613.71	613.71	0.00
1 Dec 23	CAD EX.RATE 0.7341605 WITH	CAD	1.3558569	- 835.94	- 616.54	- 613.71	- 2.83
	NORTHERN TRUST COMPANY, CHICAGO						
30 Nov 23	FX DEAL TRANSACTED ON 30 NOV 2023 USD /	USD	1.0000000	29,285.13	29,285.13	29,285.13	0.00
4 Dec 23	EUR EX.RATE 1.088 WITH	EUR	.9228924	- 26,916.48	- 29,165.35	- 29,285.13	119.78
	NORTHERN TRUST COMPANY, CHICAGO						
30 Nov 23	FX DEAL TRANSACTED ON 30 NOV 2023 USD /	USD	1.0000000	13,267.89	13,267.89	13,267.89	0.00
4 Dec 23	GBP EX.RATE 1.2619 WITH	GBP	.7915779	- 10,514.22	- 13,282.61	- 13,267.89	- 14.72
	NORTHERN TRUST COMPANY, CHICAGO						
1 Dec 23	FX DEAL TRANSACTED ON 01 DEC 2023 GBP /	GBP	.7915813	173.95	219.75	219.59	0.16
4 Dec 23	USD EX.RATE 0.7921463 WITH	USD	1.0000000	- 219.59	- 219.59	- 219.59	0.00
	NORTHERN TRUST COMPANY, CHICAGO						
4 Dec 23	FX DEAL TRANSACTED ON 04 DEC 2023 USD /	USD	1.0000000	190.11	190.11	190.11	0.00
4 Dec 23	EUR EX.RATE 1.085131 WITH	EUR	.9228824	- 175.20	- 189.84	- 190.11	0.27
	NORTHERN TRUST COMPANY, CHICAGO						
1 Dec 23	FX DEAL TRANSACTED ON 01 DEC 2023 USD /	USD	1.0000000	77.99	77.99	77.99	0.00
5 Dec 23	GBP EX.RATE 1.27041 WITH	GBP	.7929476	- 61.39	- 77.42	- 77.99	0.57
	NORTHERN TRUST COMPANY, CHICAGO						
4 Dec 23	FX DEAL TRANSACTED ON 04 DEC 2023 USD /	USD	1.0000000	1,960.71	1,960.71	1,960.71	0.00
5 Dec 23	CAD EX.RATE 0.7381708 WITH	CAD	1.3537986	- 2,656.18	- 1,962.02	- 1,960.71	- 1.31
	NORTHERN TRUST COMPANY, CHICAGO						
4 Dec 23	FX DEAL TRANSACTED ON 04 DEC 2023 USD /	USD	1.0000000	16,630.51	16,630.51	16,630.51	0.00
5 Dec 23	GBP EX.RATE 1.261883 WITH	GBP	.7929899	- 13,179.12	- 16,619.53	- 16,630.51	10.98
	NORTHERN TRUST COMPANY, CHICAGO						
5 Dec 23	FX DEAL TRANSACTED ON 05 DEC 2023 USD /	USD	1.0000000	4,969.96	4,969.96	4,969.96	0.00
5 Dec 23	GBP EX.RATE 1.262985 WITH	GBP	.7929892	- 3,935.09	- 4,962.35	- 4,969.96	7.61
	NORTHERN TRUST COMPANY, CHICAGO						
5 Dec 23	FX DEAL TRANSACTED ON 05 DEC 2023 USD /	USD	1.0000000	14,007.91	14,007.91	14,007.91	0.00

Portfolio Statement

1 DEC 23 - 31 DEC 23

Account number XXXXXXXXXX
Account Name UFCW TRI-STATE - LAZARD FRERES

◆ Foreign Exchange Gain/Loss Detail Settled

Page 88 of 115

Trade Date Settle date	Transaction description	Currency Bought Sold	Exchange Rate Bought Sold	Local amount Bought Sold	Base market value Bought Sold	Realized translation gain/loss Cost	From purchases From sales
5 Dec 23	CAD EX.RATE 0.7364866 WITH NORTHERN TRUST COMPANY, CHICAGO	CAD	1.3537996	- 19,019.91	- 14,049.28	- 14,007.91	- 41.37
4 Dec 23	FX DEAL TRANSACTED ON 04 DEC 2023 USD /	USD	1.0000000	3,013.17	3,013.17	3,013.17	0.00
6 Dec 23	GBP EX.RATE 1.2625 WITH NORTHERN TRUST COMPANY, CHICAGO	GBP	.7928636	- 2,386.67	- 3,010.19	- 3,013.17	2.98
7 Dec 23	FX DEAL TRANSACTED ON 07 DEC 2023 USD /	USD	1.0000000	1,428.92	1,428.92	1,428.92	0.00
7 Dec 23	EUR EX.RATE 1.077937 WITH NORTHERN TRUST COMPANY, CHICAGO	EUR	.9266954	- 1,325.61	- 1,430.47	- 1,428.92	- 1.55
11 Dec 23	FX DEAL TRANSACTED ON 11 DEC 2023 EUR /	EUR	.9275146	11,160.96	12,033.19	11,999.15	34.04
13 Dec 23	USD EX.RATE 0.930146 WITH NORTHERN TRUST COMPANY, CHICAGO	USD	1.0000000	- 11,999.15	- 11,999.15	- 11,999.15	0.00
11 Dec 23	FX DEAL TRANSACTED ON 11 DEC 2023 EUR /	EUR	.9275111	950.94	1,025.26	1,023.59	1.67
13 Dec 23	USD EX.RATE 0.9290227 WITH NORTHERN TRUST COMPANY, CHICAGO	USD	1.0000000	- 1,023.59	- 1,023.59	- 1,023.59	0.00
11 Dec 23	FX DEAL TRANSACTED ON 11 DEC 2023 GBP /	GBP	.7960202	1,118.48	1,405.09	1,404.48	0.61
13 Dec 23	USD EX.RATE 0.7963686 WITH NORTHERN TRUST COMPANY, CHICAGO	USD	1.0000000	- 1,404.48	- 1,404.48	- 1,404.48	0.00
12 Dec 23	FX DEAL TRANSACTED ON 12 DEC 2023 SEK /	SEK	10.4427973	189,997.82	18,194.15	18,198.33	- 4.18
14 Dec 23	USD EX.RATE 10.4404 WITH NORTHERN TRUST COMPANY, CHICAGO	USD	1.0000000	- 18,198.33	- 18,198.33	- 18,198.33	0.00
12 Dec 23	FX DEAL TRANSACTED ON 12 DEC 2023 USD /	USD	1.0000000	28,647.77	28,647.77	28,647.77	0.00
14 Dec 23	GBP EX.RATE 1.257 WITH NORTHERN TRUST COMPANY, CHICAGO	GBP	.7983714	- 22,790.59	- 28,546.35	- 28,647.77	101.42
13 Dec 23	FX DEAL TRANSACTED ON 13 DEC 2023 JPY /	JPY	141.6899901	1,276,257.00	9,007.39	8,790.25	217.14
15 Dec 23	USD EX.RATE 145.19 WITH NORTHERN TRUST COMPANY, CHICAGO	USD	1.0000000	- 8,790.25	- 8,790.25	- 8,790.25	0.00
13 Dec 23	FX DEAL TRANSACTED ON 13 DEC 2023 USD /	USD	1.0000000	23,600.57	23,600.57	23,600.57	0.00
15 Dec 23	GBP EX.RATE 1.2619 WITH NORTHERN TRUST COMPANY, CHICAGO	GBP	.7836684	- 18,702.41	- 23,865.21	- 23,600.57	- 264.64
14 Dec 23	FX DEAL TRANSACTED ON 14 DEC 2023 EUR /	EUR	.9161289	4,362.89	4,762.31	4,794.82	- 32.51
18 Dec 23	USD EX.RATE 0.9099181 WITH NORTHERN TRUST COMPANY, CHICAGO	USD	1.0000000	- 4,794.82	- 4,794.82	- 4,794.82	0.00
14 Dec 23	FX DEAL TRANSACTED ON 14 DEC 2023 JPY /	JPY	141.7550970	763,836.00	5,388.42	5,385.19	3.23
18 Dec 23	USD EX.RATE 141.84 WITH NORTHERN TRUST COMPANY, CHICAGO	USD	1.0000000	- 5,385.19	- 5,385.19	- 5,385.19	0.00
15 Dec 23	FX DEAL TRANSACTED ON 15 DEC 2023 GBP /	GBP	.7909515	3,131.10	3,958.65	3,974.31	- 15.66
19 Dec 23	USD EX.RATE 0.7878358 WITH NORTHERN TRUST COMPANY, CHICAGO	USD	1.0000000	- 3,974.31	- 3,974.31	- 3,974.31	0.00
15 Dec 23	FX DEAL TRANSACTED ON 15 DEC 2023 USD /	USD	1.0000000	16,756.07	16,756.07	16,756.07	0.00
19 Dec 23	JPY EX.RATE 0.0070492 WITH NORTHERN TRUST COMPANY, CHICAGO	JPY	143.1100242	- 2,377,016.00	- 16,609.71	- 16,756.07	146.36
15 Dec 23	FX DEAL TRANSACTED ON 15 DEC 2023 EUR /	EUR	.9161706	6,530.51	7,128.05	7,120.87	7.18

Portfolio Statement

1 DEC 23 - 31 DEC 23

Account number XXXXXXXXXX
Account Name UFCW TRI-STATE - LAZARD FRERES

Page 89 of 115

◆ Foreign Exchange Gain/Loss Detail Settled

Trade Date Settle date	Transaction description	Currency Bought Sold	Exchange Rate Bought Sold	Local amount Bought Sold	Base market value Bought Sold	Realized translation gain/loss Cost From purchases From sales
19 Dec 23	USD EX.RATE 0.9170946 WITH NORTHERN TRUST COMPANY, CHICAGO	USD	1.0000000	- 7,120.87	- 7,120.87	- 7,120.87 0.00
18 Dec 23	FX DEAL TRANSACTED ON 18 DEC 2023 EUR /	EUR	.9102082	11,791.62	12,954.86	12,869.37 85.49
20 Dec 23	USD EX.RATE 0.9162544 WITH NORTHERN TRUST COMPANY, CHICAGO	USD	1.0000000	- 12,869.37	- 12,869.37	- 12,869.37 0.00
18 Dec 23	FX DEAL TRANSACTED ON 18 DEC 2023 JPY /	JPY	143.8150666	1,224,906.00	8,517.23	8,577.17 - 59.94
20 Dec 23	USD EX.RATE 142.81 WITH NORTHERN TRUST COMPANY, CHICAGO	USD	1.0000000	- 8,577.17	- 8,577.17	- 8,577.17 0.00
18 Dec 23	FX DEAL TRANSACTED ON 18 DEC 2023 HKD /	HKD	7.7986505	81,149.95	10,405.64	10,407.18 - 1.54
20 Dec 23	USD EX.RATE 7.7975 WITH NORTHERN TRUST COMPANY, CHICAGO	USD	1.0000000	- 10,407.18	- 10,407.18	- 10,407.18 0.00
19 Dec 23	FX DEAL TRANSACTED ON 19 DEC 2023 EUR /	EUR	.9112858	10,087.25	11,069.25	11,056.63 12.62
21 Dec 23	USD EX.RATE 0.9123255 WITH NORTHERN TRUST COMPANY, CHICAGO	USD	1.0000000	- 11,056.63	- 11,056.63	- 11,056.63 0.00
19 Dec 23	FX DEAL TRANSACTED ON 19 DEC 2023 JPY /	JPY	143.6949716	842,304.00	5,861.75	5,837.17 24.58
21 Dec 23	USD EX.RATE 144.3 WITH NORTHERN TRUST COMPANY, CHICAGO	USD	1.0000000	- 5,837.17	- 5,837.17	- 5,837.17 0.00
20 Dec 23	FX DEAL TRANSACTED ON 20 DEC 2023 USD /	USD	1.0000000	1,909.21	1,909.21	1,909.21 0.00
22 Dec 23	JPY EX.RATE 0.0069716 WITH NORTHERN TRUST COMPANY, CHICAGO	JPY	142.1747482	- 273,857.00	- 1,926.20	- 1,909.21 - 16.99
21 Dec 23	FX DEAL TRANSACTED ON 21 DEC 2023 JPY /	JPY	142.1750223	393,994.00	2,771.19	2,766.80 4.39
22 Dec 23	USD EX.RATE 142.4005 WITH NORTHERN TRUST COMPANY, CHICAGO	USD	1.0000000	- 2,766.80	- 2,766.80	- 2,766.80 0.00
22 Dec 23	FX DEAL TRANSACTED ON 22 DEC 2023 JPY /	JPY	142.3751663	394,990.00	2,774.29	2,779.86 - 5.57
26 Dec 23	USD EX.RATE 142.09 WITH NORTHERN TRUST COMPANY, CHICAGO	USD	1.0000000	- 2,779.86	- 2,779.86	- 2,779.86 0.00
27 Dec 23	FX DEAL TRANSACTED ON 27 DEC 2023 USD /	USD	1.0000000	0.71	0.71	0.71 0.00
27 Dec 23	EUR EX.RATE 1.105615 WITH NORTHERN TRUST COMPANY, CHICAGO	EUR	.9014085	- 0.64	- 0.71	- 0.71 0.00
26 Dec 23	FX DEAL TRANSACTED ON 26 DEC 2023 USD /	USD	1.0000000	5,983.42	5,983.42	5,983.42 0.00
28 Dec 23	JPY EX.RATE 0.0070205 WITH NORTHERN TRUST COMPANY, CHICAGO	JPY	142.2350318	- 852,278.00	- 5,992.04	- 5,983.42 - 8.62
Total settled purchases					280,999.25	280,730.56
Total settled sales					- 280,692.62	- 280,730.56
						268.69
						37.94

Portfolio Statement

1 DEC 23 - 31 DEC 23

Account number XXXXXXXXXX
Account Name UFCW TRI-STATE - LAZARD FRERES

Page 90 of 115

◆ Cash Activity Detail CANADIAN DLR - CAD

Value Date Entry Date	Transaction Narrative	Local Receipt/ Disbursement	CAD Balance	Base Receipt/ Disbursement	Balance
	Beginning cash balance		1.35		1.00
1 Dec 23 1 Dec 23	FOREIGN CURRENCY SOLD DEAL OF 30 NOV 23 USD/CAD RATE 1.3621 WITH NORTHERN TRUST COMPANY, CHICAGO	- 835.94	- 834.59	- 613.71	- 612.71
1 Dec 23 1 Dec 23	REALISED GAIN/LOSS ON FOREIGN EXCHANGE DEAL OF 30 NOV 23 USD/CAD RATE 1.3621 WITH NORTHERN TRUST COMPANY, CHICAGO	0.00	- 834.59	- 2.83	- 615.54
1 Dec 23 1 Dec 23	6A3RDUW SALE 29 TMX GROU T/D 29 NOV 23 S/D 1 DEC 23 TMX GROUP LIMITED COM NPV	835.94	1.35	615.36	- 0.18
5 Dec 23 5 Dec 23	FOREIGN CURRENCY SOLD DEAL OF 4 DEC 23 USD/CAD RATE 1.3547 WITH NORTHERN TRUST COMPANY, CHICAGO	- 2,656.18	- 2,654.83	- 1,960.71	- 1,960.89
5 Dec 23 5 Dec 23	FOREIGN CURRENCY SOLD DEAL OF 5 DEC 23 USD/CAD RATE 1.357798 WITH NORTHERN TRUST COMPANY, CHICAGO	- 19,019.91	- 21,674.74	- 14,007.91	- 15,968.80
5 Dec 23 5 Dec 23	REALISED GAIN/LOSS ON FOREIGN EXCHANGE DEAL OF 4 DEC 23 USD/CAD RATE 1.3547 WITH NORTHERN TRUST COMPANY, CHICAGO	0.00	- 21,674.74	- 1.31	- 15,970.11
5 Dec 23 5 Dec 23	REALISED GAIN/LOSS ON FOREIGN EXCHANGE DEAL OF 5 DEC 23 USD/CAD RATE 1.357798 WITH NORTHERN TRUST COMPANY, CHICAGO	0.00	- 21,674.74	- 41.37	- 16,011.48
5 Dec 23 5 Dec 23	1A1LH3U SALE 427 SUNCOR EGY T/D 1 DEC 23 S/D 5 DEC 23 SUNCOR ENERGY INC COM NPV 'NEW'	19,019.91	- 2,654.83	14,028.03	- 1,983.45
5 Dec 23 5 Dec 23	1A1LH3U SALE 59 SUNCOR EGY T/D 1 DEC 23 S/D 5 DEC 23 SUNCOR ENERGY INC COM NPV 'NEW'	2,656.48	1.65	1,959.27	- 24.18
31 Dec 23 4 Jan 24	CURRENCY REVALUATION (CAD) REALISED GAIN/LOSS	0.00	1.65	25.43	1.25
	Ending cash balance		1.65		1.25

Portfolio Statement

1 DEC 23 - 31 DEC 23

Account number XXXXXXXXXX
Account Name UFCW TRI-STATE - LAZARD FRERES

◆ Cash Activity Detail

Page 91 of 115

SWISS FRANCS - CHF

Value Date Entry Date	Transaction Narrative	Local Receipt/ Disbursement	CHF Balance	Base Receipt/ Disbursement	Balance
	Beginning cash balance		0.01		0.01
	Ending cash balance		0.01		0.01

Portfolio Statement

1 DEC 23 - 31 DEC 23

Account number XXXXXXXXXX
Account Name UFCW TRI-STATE - LAZARD FRERES

Page 92 of 115

◆ Cash Activity Detail

EUR CASH - EUR

Value Date Entry Date	Transaction Narrative	Local Receipt/ Disbursement	EUR Balance	Base Receipt/ Disbursement	Balance
	Beginning cash balance		1.97		2.15
1 Dec 23 1 Dec 23	NL NETHERLANDS TAX REFUND ON DSM NV XD 06/08/20 D0J3FDP PY 28/08/20 KONINKLIJKE DSM NV EUR1.50	175.20	177.17	191.16	193.31
4 Dec 23 4 Dec 23	FOREIGN CURRENCY SOLD DEAL OF 30 NOV 23 USD/EUR RATE 1.088 WITH NORTHERN TRUST COMPANY, CHICAGO	- 26,916.48	- 26,739.31	- 29,285.13	- 29,091.82
4 Dec 23 4 Dec 23	FOREIGN CURRENCY SOLD DEAL OF 4 DEC 23 USD/EUR RATE 1.085131 WITH NORTHERN TRUST COMPANY, CHICAGO	- 175.20	- 26,914.51	- 190.11	- 29,281.93
4 Dec 23 4 Dec 23	REALISED GAIN/LOSS ON FOREIGN EXCHANGE DEAL OF 30 NOV 23 USD/EUR RATE 1.088 WITH NORTHERN TRUST COMPANY, CHICAGO	0.00	- 26,914.51	119.78	- 29,162.15
4 Dec 23 4 Dec 23	REALISED GAIN/LOSS ON FOREIGN EXCHANGE DEAL OF 4 DEC 23 USD/EUR RATE 1.085131 WITH NORTHERN TRUST COMPANY, CHICAGO	0.00	- 26,914.51	0.27	- 29,161.88
4 Dec 23 4 Dec 23	671576W SALE 155 AIR LIQUIDE T/D 30 NOV 23 S/D 4 DEC 23 AIR LIQUIDE(L') EUR5.50	26,916.48	1.97	29,540.84	378.96
5 Dec 23 5 Dec 23	INCOME ON 1,133 COCA EURO DIV RATE EUR1.17 PER SHARE XD 16/11/23 PD 05/12/23 COCA-COLA EUROPACIFIC PARTNERS ORD EUR0.01	1,325.61	1,327.58	1,433.71	1,812.67
7 Dec 23 7 Dec 23	FOREIGN CURRENCY SOLD DEAL OF 7 DEC 23 USD/EUR RATE 1.077937 WITH NORTHERN TRUST COMPANY, CHICAGO	- 1,325.61	1.97	- 1,428.92	383.75
7 Dec 23 7 Dec 23	REALISED GAIN/LOSS ON FOREIGN EXCHANGE DEAL OF 7 DEC 23 USD/EUR RATE 1.077937 WITH NORTHERN TRUST COMPANY, CHICAGO	0.00	1.97	- 1.55	382.20
13 Dec 23 13 Dec 23	FOREIGN CURRENCY PURCHASED DEAL OF 11 DEC 23 EUR/USD RATE 1.0751 WITH NORTHERN TRUST COMPANY, CHICAGO	11,160.96	11,162.93	11,999.15	12,381.35
13 Dec 23 13 Dec 23	FOREIGN CURRENCY PURCHASED DEAL OF 11 DEC 23 EUR/USD RATE 1.0764 WITH NORTHERN TRUST COMPANY, CHICAGO	950.94	12,113.87	1,023.59	13,404.94
13 Dec 23 13 Dec 23	REALISED GAIN/LOSS ON FOREIGN EXCHANGE DEAL OF 11 DEC 23 EUR/USD RATE 1.0751 WITH NORTHERN TRUST COMPANY, CHICAGO	0.00	12,113.87	34.04	13,438.98
13 Dec 23 13 Dec 23	REALISED GAIN/LOSS ON FOREIGN EXCHANGE DEAL OF 11 DEC 23 EUR/USD RATE 1.0764 WITH NORTHERN TRUST COMPANY, CHICAGO	0.00	12,113.87	1.67	13,440.65
13 Dec 23 13 Dec 23	529864W PURCHASE 5 MTU AERO T/D 11 DEC 23 S/D 13 DEC 23 MTU AERO ENGINES A NPV (REGD)	- 950.94	11,162.93	- 1,024.02	12,416.63
13 Dec 23 13 Dec 23	529864W PURCHASE 59 MTU AERO T/D 11 DEC 23 S/D 13 DEC 23 MTU AERO ENGINES A NPV (REGD)	- 11,160.96	1.97	- 12,018.68	397.95
18 Dec 23 18 Dec 23	FOREIGN CURRENCY PURCHASED DEAL OF 14 DEC 23 EUR/USD RATE 1.099 WITH NORTHERN TRUST COMPANY, CHICAGO	4,362.89	4,364.86	4,794.82	5,192.77

Portfolio Statement

1 DEC 23 - 31 DEC 23

Account number XXXXXXXXXX
Account Name UFCW TRI-STATE - LAZARD FRERES

Page 93 of 115

◆ Cash Activity Detail

EUR CASH - EUR

Value Date Entry Date	Transaction Narrative	Local Receipt/ Disbursement	EUR Balance	Base Receipt/ Disbursement	Balance
18 Dec 23	REALISED GAIN/LOSS ON FOREIGN EXCHANGE DEAL OF 14 DEC 23 EUR/USD RATE	0.00	4,364.86	- 32.51	5,160.26
18 Dec 23	1.099 WITH NORTHERN TRUST COMPANY, CHICAGO				
18 Dec 23	8A67NQU PURCHASE 11 COVESTRO T/D 14 DEC 23 S/D 18 DEC 23	- 569.76	3,795.10	- 615.03	4,545.23
18 Dec 23	COVESTRO AG NPV				
18 Dec 23	8A67NQU PURCHASE 23 COVESTRO T/D 14 DEC 23 S/D 18 DEC 23	- 1,190.81	2,604.29	- 1,285.42	3,259.81
18 Dec 23	COVESTRO AG NPV				
18 Dec 23	8A67NQU PURCHASE 50 COVESTRO T/D 14 DEC 23 S/D 18 DEC 23	- 2,602.32	1.97	- 2,809.07	450.74
18 Dec 23	COVESTRO AG NPV				
19 Dec 23	FOREIGN CURRENCY PURCHASED DEAL OF 15 DEC 23 EUR/USD RATE 1.0904 WITH	6,530.51	6,532.48	7,120.87	7,571.61
19 Dec 23	NORTHERN TRUST COMPANY, CHICAGO				
19 Dec 23	REALISED GAIN/LOSS ON FOREIGN EXCHANGE DEAL OF 15 DEC 23 EUR/USD RATE	0.00	6,532.48	7.18	7,578.79
19 Dec 23	1.0904 WITH NORTHERN TRUST COMPANY, CHICAGO				
19 Dec 23	8A67NQU PURCHASE 125 COVESTRO T/D 15 DEC 23 S/D 19 DEC 23	- 6,530.51	1.97	- 7,179.97	398.82
19 Dec 23	COVESTRO AG NPV				
20 Dec 23	FOREIGN CURRENCY PURCHASED DEAL OF 18 DEC 23 EUR/USD RATE 1.0914 WITH	11,791.62	11,793.59	12,869.37	13,268.19
20 Dec 23	NORTHERN TRUST COMPANY, CHICAGO				
20 Dec 23	REALISED GAIN/LOSS ON FOREIGN EXCHANGE DEAL OF 18 DEC 23 EUR/USD RATE	0.00	11,793.59	85.49	13,353.68
20 Dec 23	1.0914 WITH NORTHERN TRUST COMPANY, CHICAGO				
20 Dec 23	8A6PUZU PURCHASE 858 ING GROE T/D 18 DEC 23 S/D 20 DEC 23	- 11,791.62	1.97	- 12,871.14	482.54
20 Dec 23	ING GROEP N.V. EUR0.01				
21 Dec 23	FOREIGN CURRENCY PURCHASED DEAL OF 19 DEC 23 EUR/USD RATE 1.0961 WITH	10,087.25	10,089.22	11,056.63	11,539.17
21 Dec 23	NORTHERN TRUST COMPANY, CHICAGO				
21 Dec 23	REALISED GAIN/LOSS ON FOREIGN EXCHANGE DEAL OF 19 DEC 23 EUR/USD RATE	0.00	10,089.22	12.62	11,551.79
21 Dec 23	1.0961 WITH NORTHERN TRUST COMPANY, CHICAGO				
22 Dec 23	400972S PURCHASE 62 PERIOD-RICARD T/D 19 DEC 23 S/D 21 DEC 23	- 10,087.25	1.97	- 11,010.23	541.56
22 Dec 23	PERIOD RICARD NPV EUR 1.55				
27 Dec 23	CSDR PEN	0.64	2.61	0.70	542.26
27 Dec 23					
27 Dec 23	FOREIGN CURRENCY SOLD DEAL OF 27 DEC 23 USD/EUR RATE 1.105615 WITH	- 0.64	1.97	- 0.71	541.55
27 Dec 23	NORTHERN TRUST COMPANY, CHICAGO				
31 Dec 23	CURRENCY REVALUATION (EUR) REALISED GAIN/LOSS	0.00	1.97	- 539.37	2.18
4 Jan 24					
Ending cash balance			1.97		2.18

Portfolio Statement

1 DEC 23 - 31 DEC 23

Account number XXXXXXXXXX
Account Name UFCW TRI-STATE - LAZARD FRERES

Page 94 of 115

◆ Cash Activity Detail U.K. STERLING - GBP

Value Date Entry Date	Transaction Narrative	Local Receipt/ Disbursement	GBP Balance	Base Receipt/ Disbursement	Balance
	Beginning cash balance		0.22		0.28
1 Dec 23 1 Dec 23	FOREIGN CURRENCY PURCHASED DEAL OF 29 NOV 23 STG/USD RATE 1.2692 WITH NORTHERN TRUST COMPANY, CHICAGO	931.33	931.55	1,182.04	1,182.32
1 Dec 23 1 Dec 23	REALISED GAIN/LOSS ON FOREIGN EXCHANGE DEAL OF 29 NOV 23 STG/USD RATE 1.2692 WITH NORTHERN TRUST COMPANY, CHICAGO	0.00	931.55	- 3.02	1,179.30
1 Dec 23 1 Dec 23	024115W PURCHASE 32 EXPERIAN T/D 29 NOV 23 S/D 1 DEC 23 EXPERIAN ORD USD0.10	- 931.33	0.22	- 1,181.16	- 1.86
4 Dec 23 4 Dec 23	FOREIGN CURRENCY PURCHASED DEAL OF 1 DEC 23 STG/USD RATE 1.262393 WITH NORTHERN TRUST COMPANY, CHICAGO	173.95	174.17	219.59	217.73
4 Dec 23 4 Dec 23	FOREIGN CURRENCY SOLD DEAL OF 30 NOV 23 USD/STG RATE 1.2619 WITH NORTHERN TRUST COMPANY, CHICAGO	- 10,514.22	- 10,340.05	- 13,267.89	- 13,050.16
4 Dec 23 4 Dec 23	REALISED GAIN/LOSS ON FOREIGN EXCHANGE DEAL OF 1 DEC 23 STG/USD RATE 1.262393 WITH NORTHERN TRUST COMPANY, CHICAGO	0.00	- 10,340.05	0.16	- 13,050.00
4 Dec 23 4 Dec 23	REALISED GAIN/LOSS ON FOREIGN EXCHANGE DEAL OF 30 NOV 23 USD/STG RATE 1.2619 WITH NORTHERN TRUST COMPANY, CHICAGO	0.00	- 10,340.05	- 14.72	- 13,064.72
4 Dec 23 4 Dec 23	024115W PURCHASE 125 EXPERIAN T/D 30 NOV 23 S/D 4 DEC 23 EXPERIAN ORD USD0.10	- 3,629.55	- 13,969.60	- 4,608.62	- 17,673.34
4 Dec 23 4 Dec 23	024115W PURCHASE 6 EXPERIAN T/D 30 NOV 23 S/D 4 DEC 23 EXPERIAN ORD USD0.10	- 173.95	- 14,143.55	- 220.87	- 17,894.21
4 Dec 23 4 Dec 23	024115W PURCHASE 70 EXPERIAN T/D 30 NOV 23 S/D 4 DEC 23 EXPERIAN ORD USD0.10	- 2,014.87	- 16,158.42	- 2,558.38	- 20,452.59
4 Dec 23 4 Dec 23	040421W SALE 532 RELX T/D 30 NOV 23 S/D 4 DEC 23 RELX PLC	16,158.64	0.22	20,517.43	64.84
5 Dec 23 5 Dec 23	FOREIGN CURRENCY SOLD DEAL OF 1 DEC 23 USD/STG RATE 1.27041 WITH NORTHERN TRUST COMPANY, CHICAGO	- 61.39	- 61.17	- 77.99	- 13.15
5 Dec 23 5 Dec 23	FOREIGN CURRENCY SOLD DEAL OF 4 DEC 23 USD/STG RATE 1.261883 WITH NORTHERN TRUST COMPANY, CHICAGO	- 13,179.12	- 13,240.29	- 16,630.51	- 16,643.66
5 Dec 23 5 Dec 23	FOREIGN CURRENCY SOLD DEAL OF 5 DEC 23 USD/STG RATE 1.262985 WITH NORTHERN TRUST COMPANY, CHICAGO	- 3,935.09	- 17,175.38	- 4,969.96	- 21,613.62
5 Dec 23 5 Dec 23	REALISED GAIN/LOSS ON FOREIGN EXCHANGE DEAL OF 1 DEC 23 USD/STG RATE 1.27041 WITH NORTHERN TRUST COMPANY, CHICAGO	0.00	- 17,175.38	0.57	- 21,613.05
5 Dec 23 5 Dec 23	REALISED GAIN/LOSS ON FOREIGN EXCHANGE DEAL OF 4 DEC 23 USD/STG RATE 1.261883 WITH NORTHERN TRUST COMPANY, CHICAGO	0.00	- 17,175.38	10.98	- 21,602.07
5 Dec 23 5 Dec 23	REALISED GAIN/LOSS ON FOREIGN EXCHANGE DEAL OF 5 DEC 23 USD/STG RATE 1.262985 WITH NORTHERN TRUST COMPANY, CHICAGO	0.00	- 17,175.38	7.61	- 21,594.46

Portfolio Statement

1 DEC 23 - 31 DEC 23

Account number XXXXXXXXXX
Account Name UFCW TRI-STATE - LAZARD FRERES

Page 95 of 115

◆ Cash Activity Detail U.K. STERLING - GBP

Value Date Entry Date	Transaction Narrative	Local Receipt/ Disbursement	GBP Balance	Base Receipt/ Disbursement	Balance
5 Dec 23 5 Dec 23	001181X SALE 2,788 BP T/D 1 DEC 23 S/D 5 DEC 23 BP ORD USD0.25	13,179.12	- 3,996.26	16,684.11	- 4,910.35
5 Dec 23 5 Dec 23	040421W SALE 129 RELX T/D 1 DEC 23 S/D 5 DEC 23 RELX PLC	3,935.09	- 61.17	4,981.63	71.28
5 Dec 23 5 Dec 23	040421W SALE 2 RELX T/D 1 DEC 23 S/D 5 DEC 23 RELX PLC	61.39	0.22	77.72	149.00
6 Dec 23 6 Dec 23	FOREIGN CURRENCY SOLD DEAL OF 4 DEC 23 USD/STG RATE 1.2625 WITH NORTHERN TRUST COMPANY, CHICAGO	- 2,386.67	- 2,386.45	- 3,013.17	- 2,864.17
6 Dec 23 6 Dec 23	REALISED GAIN/LOSS ON FOREIGN EXCHANGE DEAL OF 4 DEC 23 USD/STG RATE 1.2625 WITH NORTHERN TRUST COMPANY, CHICAGO	0.00	- 2,386.45	2.98	- 2,861.19
6 Dec 23 6 Dec 23	024115W PURCHASE 17 EXPERIAN T/D 4 DEC 23 S/D 6 DEC 23 EXPERIAN ORD USD0.10	- 499.20	- 2,885.65	- 630.64	- 3,491.83
6 Dec 23 6 Dec 23	040421W SALE 95 RELX T/D 4 DEC 23 S/D 6 DEC 23 RELX PLC	2,885.87	0.22	3,645.72	153.89
13 Dec 23 13 Dec 23	FOREIGN CURRENCY PURCHASED DEAL OF 11 DEC 23 STG/USD RATE 1.2557 WITH NORTHERN TRUST COMPANY, CHICAGO	1,118.48	1,118.70	1,404.48	1,558.37
13 Dec 23 13 Dec 23	REALISED GAIN/LOSS ON FOREIGN EXCHANGE DEAL OF 11 DEC 23 STG/USD RATE 1.2557 WITH NORTHERN TRUST COMPANY, CHICAGO	0.00	1,118.70	0.61	1,558.98
13 Dec 23 13 Dec 23	024115W PURCHASE 1 EXPERIAN T/D 11 DEC 23 S/D 13 DEC 23 EXPERIAN ORD USD0.10	- 31.04	1,087.66	- 38.94	1,520.04
13 Dec 23 13 Dec 23	024115W PURCHASE 30 EXPERIAN T/D 11 DEC 23 S/D 13 DEC 23 EXPERIAN ORD USD0.10	- 931.17	156.49	- 1,168.06	351.98
13 Dec 23 13 Dec 23	024115W PURCHASE 5 EXPERIAN T/D 11 DEC 23 S/D 13 DEC 23 EXPERIAN ORD USD0.10	- 156.27	0.22	- 196.03	155.95
14 Dec 23 14 Dec 23	FOREIGN CURRENCY SOLD DEAL OF 12 DEC 23 USD/STG RATE 1.257 WITH NORTHERN TRUST COMPANY, CHICAGO	- 22,790.59	- 22,790.37	- 28,647.77	- 28,491.82
14 Dec 23 14 Dec 23	REALISED GAIN/LOSS ON FOREIGN EXCHANGE DEAL OF 12 DEC 23 USD/STG RATE 1.257 WITH NORTHERN TRUST COMPANY, CHICAGO	0.00	- 22,790.37	101.42	- 28,390.40
14 Dec 23 14 Dec 23	024115W PURCHASE 4 EXPERIAN T/D 12 DEC 23 S/D 14 DEC 23 EXPERIAN ORD USD0.10	- 125.63	- 22,916.00	- 157.67	- 28,548.07
14 Dec 23 14 Dec 23	024115W PURCHASE 50 EXPERIAN T/D 12 DEC 23 S/D 14 DEC 23 EXPERIAN ORD USD0.10	- 1,568.46	- 24,484.46	- 1,968.42	- 30,516.49
14 Dec 23 14 Dec 23	033425W SALE 1,510 ANGO AMER T/D 12 DEC 23 S/D 14 DEC 23 ANGLO AMERICAN USD0.54945	25,895.46	1,411.00	32,498.80	1,982.31

Portfolio Statement

1 DEC 23 - 31 DEC 23

Account number XXXXXXXXXX
Account Name UFCW TRI-STATE - LAZARD FRERES

Page 96 of 115

◆ Cash Activity Detail U.K. STERLING - GBP

Value Date Entry Date	Transaction Narrative	Local Receipt/ Disbursement	GBP Balance	Base Receipt/ Disbursement	Balance
15 Dec 23	FOREIGN CURRENCY SOLD DEAL OF 13 DEC 23 USD/STG RATE 1.2619 WITH	- 18,702.41	- 17,291.41	- 23,600.57	- 21,618.26
15 Dec 23	NORTHERN TRUST COMPANY, CHICAGO				
15 Dec 23	REALISED GAIN/LOSS ON FOREIGN EXCHANGE DEAL OF 13 DEC 23 USD/STG RATE	0.00	- 17,291.41	- 264.64	- 21,882.90
15 Dec 23	1.2619 WITH NORTHERN TRUST COMPANY, CHICAGO				
15 Dec 23	024115W PURCHASE 34 EXPERIAN T/D 13 DEC 23 S/D 15 DEC 23	- 1,067.79	- 18,359.20	- 1,341.41	- 23,224.31
15 Dec 23	EXPERIAN ORD USD0.10				
15 Dec 23	024115W PURCHASE 45 EXPERIAN T/D 12 DEC 23 S/D 14 DEC 23	- 1,410.78	- 19,769.98	- 1,770.53	- 24,994.84
15 Dec 23	EXPERIAN ORD USD0.10				
15 Dec 23	033425W SALE 1,179 ANGO AMER T/D 13 DEC 23 S/D 15 DEC 23	19,770.20	0.22	24,836.31	- 158.53
15 Dec 23	ANGLO AMERICAN USD0.54945				
19 Dec 23	FOREIGN CURRENCY PURCHASED DEAL OF 15 DEC 23 STG/USD RATE 1.2693 WITH	3,131.10	3,131.32	3,974.31	3,815.78
19 Dec 23	NORTHERN TRUST COMPANY, CHICAGO				
19 Dec 23	REALISED GAIN/LOSS ON FOREIGN EXCHANGE DEAL OF 15 DEC 23 STG/USD RATE	0.00	3,131.32	- 15.66	3,800.12
19 Dec 23	1.2693 WITH NORTHERN TRUST COMPANY, CHICAGO				
19 Dec 23	024115W PURCHASE 98 EXPERIAN T/D 15 DEC 23 S/D 19 DEC 23	- 3,131.10	0.22	- 3,995.44	- 195.32
19 Dec 23	EXPERIAN ORD USD0.10				
31 Dec 23	CURRENCY REVALUATION (STG) REALISED GAIN/LOSS	0.00	0.22	195.60	0.28
4 Jan 24					
	Ending cash balance		0.22		0.28

Portfolio Statement

1 DEC 23 - 31 DEC 23

Account number XXXXXXXXXX
Account Name UFCW TRI-STATE - LAZARD FRERES

◆ Cash Activity Detail

Page 97 of 115

HKD CASH - HKD

Value Date Entry Date	Transaction Narrative	Local Receipt/ Disbursement	HKD Balance	Base Receipt/ Disbursement	Balance
	Beginning cash balance		0.00		0.00
20 Dec 23 20 Dec 23	FOREIGN CURRENCY PURCHASED DEAL OF 18 DEC 23 HKD/USD RATE 7.7975 WITH NORTHERN TRUST COMPANY, CHICAGO	81,149.95	81,149.95	10,407.18	10,407.18
20 Dec 23 20 Dec 23	REALISED GAIN/LOSS ON FOREIGN EXCHANGE DEAL OF 18 DEC 23 HKD/USD RATE 7.7975 WITH NORTHERN TRUST COMPANY, CHICAGO	0.00	81,149.95	- 1.54	10,405.64
20 Dec 23 20 Dec 23	3A2AG2W PURCHASE 1,000 AIA GROU T/D 18 DEC 23 S/D 20 DEC 23 AIA GROUP LTD NPV	- 67,627.13	13,522.82	- 8,665.31	1,740.33
20 Dec 23 20 Dec 23	3A2AG2W PURCHASE 200 AIA GROU T/D 18 DEC 23 S/D 20 DEC 23 AIA GROUP LTD NPV	- 13,522.82	0.00	- 1,732.73	7.60
31 Dec 23 4 Jan 24	CURRENCY REVALUATION (HKD) REALISED GAIN/LOSS	0.00	0.00	- 7.60	0.00
	Ending cash balance		0.00		0.00

Portfolio Statement

1 DEC 23 - 31 DEC 23

Account number XXXXXXXXXX
Account Name UFCW TRI-STATE - LAZARD FRERES

◆ Cash Activity Detail

Page 98 of 115

NEW ISR.SHEKEL - ILS

Value Date Entry Date	Transaction Narrative	Local Receipt/ Disbursement	ILS Balance	Base Receipt/ Disbursement	Balance
	Beginning cash balance		1.16		0.31
31 Dec 23 4 Jan 24	CURRENCY REVALUATION (ILS) REALISED GAIN/LOSS	0.00	1.16	0.01	0.32
	Ending cash balance		1.16		0.32

Portfolio Statement

1 DEC 23 - 31 DEC 23

Account number XXXXXXXXXX
Account Name UFCW TRI-STATE - LAZARD FRERES

Page 99 of 115

◆ Cash Activity Detail

JPY CASH - JPY

Value Date Entry Date	Transaction Narrative	Local Receipt/ Disbursement	JPY Balance	Base Receipt/ Disbursement	Balance
	Beginning cash balance		0.00		0.00
15 Dec 23 15 Dec 23	FOREIGN CURRENCY PURCHASED DEAL OF 13 DEC 23 JPY/USD RATE 145.19 WITH NORTHERN TRUST COMPANY, CHICAGO	1,276,257.00	1,276,257.00	8,790.25	8,790.25
15 Dec 23 15 Dec 23	REALISED GAIN/LOSS ON FOREIGN EXCHANGE DEAL OF 13 DEC 23 JPY/USD RATE 145.19 WITH NORTHERN TRUST COMPANY, CHICAGO	0.00	1,276,257.00	217.14	9,007.39
15 Dec 23 15 Dec 23	607308U PURCHASE 500 RENS ELEC T/D 13 DEC 23 S/D 15 DEC 23 RENESAS ELECTRONICS CORPORATION NPV	- 1,276,257.00	0.00	- 8,762.79	244.60
18 Dec 23 18 Dec 23	FOREIGN CURRENCY PURCHASED DEAL OF 14 DEC 23 JPY/USD RATE 141.84 WITH NORTHERN TRUST COMPANY, CHICAGO	763,836.00	763,836.00	5,385.19	5,629.79
18 Dec 23 18 Dec 23	REALISED GAIN/LOSS ON FOREIGN EXCHANGE DEAL OF 14 DEC 23 JPY/USD RATE 141.84 WITH NORTHERN TRUST COMPANY, CHICAGO	0.00	763,836.00	3.23	5,633.02
18 Dec 23 18 Dec 23	607308U PURCHASE 300 RENS ELEC T/D 14 DEC 23 S/D 18 DEC 23 RENESAS ELECTRONICS CORPORATION NPV	- 763,836.00	0.00	- 5,262.21	370.81
19 Dec 23 19 Dec 23	FOREIGN CURRENCY SOLD DEAL OF 15 DEC 23 USD/JPY RATE 141.86 WITH NORTHERN TRUST COMPANY, CHICAGO	- 2,377,016.00	- 2,377,016.00	- 16,756.07	- 16,385.26
19 Dec 23 19 Dec 23	REALISED GAIN/LOSS ON FOREIGN EXCHANGE DEAL OF 15 DEC 23 USD/JPY RATE 141.86 WITH NORTHERN TRUST COMPANY, CHICAGO	0.00	- 2,377,016.00	146.36	- 16,238.90
19 Dec 23 19 Dec 23	606509W SALE 1,100 SUMITOMO MITSU FIN T/D 15 DEC 23 S/D 19 DEC 23 SUMITOMO MITSUI FINANCIAL GROUP NPV	7,471,478.00	5,094,462.00	52,731.16	36,492.26
19 Dec 23 19 Dec 23	6644800 PURCHASE 400 NITI HLDG T/D 15 DEC 23 S/D 19 DEC 23 NITORI HOLDINGS NPV	- 7,441,755.00	- 2,347,293.00	- 52,521.38	- 16,029.12
19 Dec 23 19 Dec 23	6804369 PURCHASE 500 SHIMADZU T/D 15 DEC 23 S/D 19 DEC 23 SHIMADZU CORP NPV	- 1,940,238.00	- 4,287,531.00	- 13,693.54	- 29,722.66
19 Dec 23 19 Dec 23	6804820 SALE 100 SHIMANO INC T/D 15 DEC 23 S/D 19 DEC 23 SHIMANO INC NPV	2,151,008.00	- 2,136,523.00	15,181.09	- 14,541.57
19 Dec 23 19 Dec 23	6804820 SALE 100 SHIMANO INC T/D 15 DEC 23 S/D 19 DEC 23 SHIMANO INC NPV	2,136,523.00	0.00	15,078.86	537.29
20 Dec 23 20 Dec 23	FOREIGN CURRENCY PURCHASED DEAL OF 18 DEC 23 JPY/USD RATE 142.81 WITH NORTHERN TRUST COMPANY, CHICAGO	1,224,906.00	1,224,906.00	8,577.17	9,114.46
20 Dec 23 20 Dec 23	REALISED GAIN/LOSS ON FOREIGN EXCHANGE DEAL OF 18 DEC 23 JPY/USD RATE 142.81 WITH NORTHERN TRUST COMPANY, CHICAGO	0.00	1,224,906.00	- 59.94	9,054.52
20 Dec 23 20 Dec 23	606509W SALE 100 SUMITOMO MITSU FIN T/D 18 DEC 23 S/D 20 DEC 23 SUMITOMO MITSUI FINANCIAL GROUP NPV	661,763.00	1,886,669.00	4,668.36	13,722.88
20 Dec 23 20 Dec 23	6804369 PURCHASE 200 SHIMADZU T/D 18 DEC 23 S/D 20 DEC 23 SHIMADZU CORP NPV	- 778,624.00	1,108,045.00	- 5,492.74	8,230.14

Portfolio Statement

1 DEC 23 - 31 DEC 23

Account number XXXXXXXXXX
Account Name UFCW TRI-STATE - LAZARD FRERES

Page 100 of 115

◆ Cash Activity Detail

JPY CASH - JPY

Value Date Entry Date	Transaction Narrative	Local Receipt/ Disbursement	JPY Balance	Base Receipt/ Disbursement	Balance
20 Dec 23	6865504 PURCHASE 200 SUZUKI MTR T/D 18 DEC 23 S/D 20 DEC 23	- 1,108,045.00	0.00	- 7,816.62	413.52
20 Dec 23	SUZUKI MOTOR CORP NPV				
21 Dec 23	FOREIGN CURRENCY PURCHASED DEAL OF 19 DEC 23 JPY/USD RATE 144.3 WITH	842,304.00	842,304.00	5,837.17	6,250.69
21 Dec 23	NORTHERN TRUST COMPANY, CHICAGO				
21 Dec 23	REALISED GAIN/LOSS ON FOREIGN EXCHANGE DEAL OF 19 DEC 23 JPY/USD RATE	0.00	842,304.00	24.58	6,275.27
21 Dec 23	144.3 WITH NORTHERN TRUST COMPANY, CHICAGO				
21 Dec 23	606509W SALE 100 SUMITOMO MITSU FIN T/D 19 DEC 23 S/D 21 DEC 23	666,095.00	1,508,399.00	4,654.43	10,929.70
21 Dec 23	SUMITOMO MITSUI FINANCIAL GROUP NPV				
21 Dec 23	6804369 PURCHASE 100 SHIMADZU T/D 19 DEC 23 S/D 21 DEC 23	- 391,025.00	1,117,374.00	- 2,732.34	8,197.36
21 Dec 23	SHIMADZU CORP NPV				
21 Dec 23	6865504 PURCHASE 200 SUZUKI MTR T/D 19 DEC 23 S/D 21 DEC 23	- 1,117,374.00	0.00	- 7,807.80	389.56
21 Dec 23	SUZUKI MOTOR CORP NPV				
22 Dec 23	FOREIGN CURRENCY PURCHASED DEAL OF 21 DEC 23 JPY/USD RATE 142.4005	393,994.00	393,994.00	2,766.80	3,156.36
22 Dec 23	WITH NORTHERN TRUST COMPANY, CHICAGO				
22 Dec 23	FOREIGN CURRENCY SOLD DEAL OF 20 DEC 23 USD/JPY RATE 143.44 WITH	- 273,857.00	120,137.00	- 1,909.21	1,247.15
22 Dec 23	NORTHERN TRUST COMPANY, CHICAGO				
22 Dec 23	REALISED GAIN/LOSS ON FOREIGN EXCHANGE DEAL OF 20 DEC 23 USD/JPY RATE	0.00	120,137.00	- 16.99	1,230.16
22 Dec 23	143.44 WITH NORTHERN TRUST COMPANY, CHICAGO				
22 Dec 23	REALISED GAIN/LOSS ON FOREIGN EXCHANGE DEAL OF 21 DEC 23 JPY/USD RATE	0.00	120,137.00	4.39	1,234.55
22 Dec 23	142.4005 WITH NORTHERN TRUST COMPANY, CHICAGO				
22 Dec 23	606509W SALE 100 SUMITOMO MITSU FIN T/D 20 DEC 23 S/D 22 DEC 23	671,144.00	791,281.00	4,666.72	5,901.27
22 Dec 23	SUMITOMO MITSUI FINANCIAL GROUP NPV				
22 Dec 23	6804369 PURCHASE 100 SHIMADZU T/D 20 DEC 23 S/D 22 DEC 23	- 397,287.00	393,994.00	- 2,762.49	3,138.78
22 Dec 23	SHIMADZU CORP NPV				
25 Dec 23	6804369 PURCHASE 100 SHIMADZU T/D 21 DEC 23 S/D 25 DEC 23	- 393,994.00	0.00	- 2,741.88	396.90
25 Dec 23	SHIMADZU CORP NPV				
26 Dec 23	FOREIGN CURRENCY PURCHASED DEAL OF 22 DEC 23 JPY/USD RATE 142.09 WITH	394,990.00	394,990.00	2,779.86	3,176.76
26 Dec 23	NORTHERN TRUST COMPANY, CHICAGO				
26 Dec 23	REALISED GAIN/LOSS ON FOREIGN EXCHANGE DEAL OF 22 DEC 23 JPY/USD RATE	0.00	394,990.00	- 5.57	3,171.19
26 Dec 23	142.09 WITH NORTHERN TRUST COMPANY, CHICAGO				
26 Dec 23	6804369 PURCHASE 100 SHIMADZU T/D 22 DEC 23 S/D 26 DEC 23	- 394,990.00	0.00	- 2,778.20	392.99
26 Dec 23	SHIMADZU CORP NPV				
28 Dec 23	FOREIGN CURRENCY SOLD DEAL OF 26 DEC 23 USD/JPY RATE 142.44 WITH	- 852,278.00	- 852,278.00	- 5,983.42	- 5,590.43
28 Dec 23	NORTHERN TRUST COMPANY, CHICAGO				

Portfolio Statement

1 DEC 23 - 31 DEC 23

Account number XXXXXXXXXX
Account Name UFCW TRI-STATE - LAZARD FRERES

◆ Cash Activity Detail

Page 101 of 115

JPY CASH - JPY

Value Date Entry Date	Transaction Narrative	Local Receipt/ Disbursement	JPY Balance	Base Receipt/ Disbursement	Balance
28 Dec 23	REALISED GAIN/LOSS ON FOREIGN EXCHANGE DEAL OF 26 DEC 23 USD/JPY RATE	0.00	- 852,278.00	- 8.62	- 5,599.05
28 Dec 23	142.44 WITH NORTHERN TRUST COMPANY, CHICAGO				
28 Dec 23	606509W SALE 300 SUMITOMO MITSU FIN T/D 26 DEC 23 S/D 28 DEC 23	2,030,293.00	1,178,015.00	14,260.18	8,661.13
28 Dec 23	SUMITOMO MITSUI FINANCIAL GROUP NPV				
28 Dec 23	6804369 PURCHASE 300 SHIMADZU T/D 26 DEC 23 S/D 28 DEC 23	- 1,178,015.00	0.00	- 8,274.03	387.10
28 Dec 23	SHIMADZU CORP NPV				
31 Dec 23	CURRENCY REVALUATION (JPY) REALISED GAIN/LOSS	0.00	0.00	- 387.10	0.00
4 Jan 24					
	Ending cash balance		0.00		0.00

Portfolio Statement

1 DEC 23 - 31 DEC 23

Account number XXXXXXXXXX
Account Name UFCW TRI-STATE - LAZARD FRERES

◆ Cash Activity Detail

Page 102 of 115

SWEDISH KRONOR - SEK

Value Date Entry Date	Transaction Narrative	Local Receipt/ Disbursement	SEK Balance	Base Receipt/ Disbursement	Balance
	Beginning cash balance		0.01		0.00
14 Dec 23 14 Dec 23	FOREIGN CURRENCY PURCHASED DEAL OF 12 DEC 23 SEK/USD RATE 10.4404 WITH NORTHERN TRUST COMPANY, CHICAGO	189,997.82	189,997.83	18,198.33	18,198.33
14 Dec 23 14 Dec 23	REALISED GAIN/LOSS ON FOREIGN EXCHANGE DEAL OF 12 DEC 23 SEK/USD RATE 10.4404 WITH NORTHERN TRUST COMPANY, CHICAGO	0.00	189,997.83	- 4.18	18,194.15
14 Dec 23 14 Dec 23	664600W PURCHASE 888 SANDVIK AB T/D 12 DEC 23 S/D 14 DEC 23 SANDVIK AB NPV	- 189,997.82	0.01	- 18,080.14	114.01
31 Dec 23 4 Jan 24	CURRENCY REVALUATION (SEK) REALISED GAIN/LOSS	0.00	0.01	- 114.01	0.00
	Ending cash balance		0.01		0.00

Portfolio Statement

1 DEC 23 - 31 DEC 23

Account number XXXXXXXXXX
Account Name UFCW TRI-STATE - LAZARD FRERES

◆ Cash Activity Detail U.S. DOLLARS - USD

Page 103 of 115

Value Date Entry Date	Transaction Narrative	Local Receipt/ Disbursement	USD Balance	Base Receipt/ Disbursement	Balance
	Beginning cash balance		- 0.01		- 0.01
1 Dec 23 1 Dec 23	FOREIGN CURRENCY PURCHASED DEAL OF 30 NOV 23 USD/CAD RATE 1.3621 WITH NORTHERN TRUST COMPANY, CHICAGO	613.71	613.70	613.71	613.70
1 Dec 23 1 Dec 23	FOREIGN CURRENCY SOLD DEAL OF 29 NOV 23 STG/USD RATE 1.2692 WITH NORTHERN TRUST COMPANY, CHICAGO	- 1,182.04	- 568.34	- 1,182.04	- 568.34
1 Dec 23 1 Dec 23	INCOME ON 1,346 TMX GROU DIV RATE CAD0.18 PER SHARE XD 16/11/23 PD 01/12/23 CAD 205.94 AT RATE 1.355128 TMX GROUP LIMITED COM NPV	151.97	- 416.37	151.97	- 416.37
1 Dec 23 1 Dec 23	INCOME ON 1,700 SUMITOMO MITSU FIN DIV RATE JPY135. PER SHARE XD 28/09/23 PD 01/12/23 JPY 194,352 AT RATE 148.500632 SUMITOMO MITSUI FINANCIAL GROUP NPV	1,308.76	892.39	1,308.76	892.39
1 Dec 23 1 Dec 23	INCOME ON 200 DISCO DIV RATE JPY76. PER SHARE XD 28/09/23 PD 01/12/23 JPY 12,872 AT RATE 148.500632 DISCO CORPORATION NPV	86.68	979.07	86.68	979.07
1 Dec 23 1 Dec 23	7AX1SMU PURCHASE 827.11 NT COLTV SHORT T/D 1 DEC 23 S/D 1 DEC 23 NT COLLECTIVE SHORT TERM INVT FD	- 827.11	151.96	- 827.11	151.96
4 Dec 23 4 Dec 23	FOREIGN CURRENCY PURCHASED DEAL OF 30 NOV 23 USD/EUR RATE 1.088 WITH NORTHERN TRUST COMPANY, CHICAGO	29,285.13	29,437.09	29,285.13	29,437.09
4 Dec 23 4 Dec 23	FOREIGN CURRENCY PURCHASED DEAL OF 30 NOV 23 USD/STG RATE 1.2619 WITH NORTHERN TRUST COMPANY, CHICAGO	13,267.89	42,704.98	13,267.89	42,704.98
4 Dec 23 4 Dec 23	FOREIGN CURRENCY PURCHASED DEAL OF 4 DEC 23 USD/EUR RATE 1.085131 WITH NORTHERN TRUST COMPANY, CHICAGO	190.11	42,895.09	190.11	42,895.09
4 Dec 23 4 Dec 23	FOREIGN CURRENCY SOLD DEAL OF 1 DEC 23 STG/USD RATE 1.262393 WITH NORTHERN TRUST COMPANY, CHICAGO	- 219.59	42,675.50	- 219.59	42,675.50
4 Dec 23 4 Dec 23	INCOME ON 1,700 MATSUKIYO DIV RATE JPY50. PER SHARE XD 28/09/23 PD 04/12/23 JPY 71,982 AT RATE 147.203132 MATSUKIYOCOCOKARA & CO	489.00	43,164.50	489.00	43,164.50
4 Dec 23 4 Dec 23	INCOME ON 400 DAIKIN KOGYO DIV RATE JPY120. PER SHARE XD 28/09/23 PD 04/12/23 JPY 40,649 AT RATE 147.203132 DAIKIN INDUSTRIES NPV	276.14	43,440.64	276.14	43,440.64
4 Dec 23 4 Dec 23	7AX1SMU PURCHASE 43,250.54 NT COLTV SHORT T/D 4 DEC 23 S/D 4 DEC 23 NT COLLECTIVE SHORT TERM INVT FD	- 43,250.54	190.10	- 43,250.54	190.10
5 Dec 23 5 Dec 23	FOREIGN CURRENCY PURCHASED DEAL OF 1 DEC 23 USD/STG RATE 1.27041 WITH NORTHERN TRUST COMPANY, CHICAGO	77.99	268.09	77.99	268.09
5 Dec 23 5 Dec 23	FOREIGN CURRENCY PURCHASED DEAL OF 4 DEC 23 USD/CAD RATE 1.3547 WITH NORTHERN TRUST COMPANY, CHICAGO	1,960.71	2,228.80	1,960.71	2,228.80

Portfolio Statement

1 DEC 23 - 31 DEC 23

Account Name UFCW TRI-STATE - LAZARD FRERES
Account number [REDACTED]

◆ Cash Activity Detail U.S. DOLLARS - USD

Page 104 of 115

Value Date Entry Date	Transaction Narrative	Local Receipt/ Disbursement	USD Balance	Base Receipt/ Disbursement	Balance
5 Dec 23 5 Dec 23	FOREIGN CURRENCY PURCHASED DEAL OF 4 DEC 23 USD/STG RATE 1.261883 WITH NORTHERN TRUST COMPANY, CHICAGO	16,630.51	18,859.31	16,630.51	18,859.31
5 Dec 23 5 Dec 23	FOREIGN CURRENCY PURCHASED DEAL OF 5 DEC 23 USD/CAD RATE 1.357798 WITH NORTHERN TRUST COMPANY, CHICAGO	14,007.91	32,867.22	14,007.91	32,867.22
5 Dec 23 5 Dec 23	FOREIGN CURRENCY PURCHASED DEAL OF 5 DEC 23 USD/STG RATE 1.262985 WITH NORTHERN TRUST COMPANY, CHICAGO	4,969.96	37,837.18	4,969.96	37,837.18
5 Dec 23 5 Dec 23	IBA INTEREST FOR MONTH ENDING 30 NOV 23 CAD 0.01 AT RATE 1.3538000	0.01	37,837.19	0.01	37,837.19
5 Dec 23 5 Dec 23	IBA INTEREST FOR MONTH ENDING 30 NOV 23 EUR 0.85 AT RATE 0.9178000	0.93	37,838.12	0.93	37,838.12
5 Dec 23 5 Dec 23	IBA INTEREST FOR MONTH ENDING 30 NOV 23 GBP 0.01 AT RATE 0.7914000	0.01	37,838.13	0.01	37,838.13
5 Dec 23 5 Dec 23	NORTHERN TRUST SWEEP FEE	- 17.58	37,820.55	- 17.58	37,820.55
5 Dec 23 5 Dec 23	NT COLLECTIVE SHORT TERM INVT FD INCOME RECEIVED NT COLLECTIVE SHORT TERM INVT FD	661.95	38,482.50	661.95	38,482.50
5 Dec 23 5 Dec 23	7AX1SMU PURCHASE 19,504.64 NT COLTV SHORT T/D 5 DEC 23 S/D 5 DEC 23 NT COLLECTIVE SHORT TERM INVT FD	- 19,504.64	18,977.86	- 19,504.64	18,977.86
6 Dec 23 6 Dec 23	FOREIGN CURRENCY PURCHASED DEAL OF 4 DEC 23 USD/STG RATE 1.2625 WITH NORTHERN TRUST COMPANY, CHICAGO	3,013.17	21,991.03	3,013.17	21,991.03
6 Dec 23 6 Dec 23	INCOME ON 6,262 ORANGE DIV RATE EUR0.3 PER SHARE XD 04/12/23 PD 06/12/23 EUR 1,408.95 AT RATE 1.078037 ORANGE EUR4	1,518.90	23,509.93	1,518.90	23,509.93
6 Dec 23 6 Dec 23	7AX1SMU PURCHASE 23,509.94 NT COLTV SHORT T/D 6 DEC 23 S/D 6 DEC 23 NT COLLECTIVE SHORT TERM INVT FD	- 23,509.94	- 0.01	- 23,509.94	- 0.01
7 Dec 23 7 Dec 23	FOREIGN CURRENCY PURCHASED DEAL OF 7 DEC 23 USD/EUR RATE 1.077937 WITH NORTHERN TRUST COMPANY, CHICAGO	1,428.92	1,428.91	1,428.92	1,428.91
7 Dec 23 7 Dec 23	INCOME ON 400 TOKYO ELECTRON DIV RATE JPY148. PER SHARE XD 28/09/23 PD 07/12/23 JPY 50,134 AT RATE 145.90696 TOKYO ELECTRON NPV	343.60	1,772.51	343.60	1,772.51
7 Dec 23 7 Dec 23	INCOME ON 468 THALES DIV RATE EUR0.8 PER SHARE XD 05/12/23 PD 07/12/23 EUR 280.80 AT RATE 1.076773 THALES SA EUR3	302.36	2,074.87	302.36	2,074.87
7 Dec 23 7 Dec 23	7AX1SMU PURCHASE 645.96 NT COLTV SHORT T/D 7 DEC 23 S/D 7 DEC 23 NT COLLECTIVE SHORT TERM INVT FD	- 645.96	1,428.91	- 645.96	1,428.91

Portfolio Statement

1 DEC 23 - 31 DEC 23

Account number XXXXXXXXXX
Account Name UFCW TRI-STATE - LAZARD FRERES

Page 105 of 115

◆ Cash Activity Detail U.S. DOLLARS - USD

Value Date Entry Date	Transaction Narrative	Local Receipt/ Disbursement	USD Balance	Base Receipt/ Disbursement	Balance
8 Dec 23	INCOME ON 2,100 BANI NAMC DIV RATE JPY10. PER SHARE XD 28/09/23 PD	123.26	1,552.17	123.26	1,552.17
8 Dec 23	08/12/23 JPY 17,784 AT RATE 144.275256 BANDAI NAMCO HOLDINGS INC				
8 Dec 23	INCOME ON 2,178 UNILEVER DIV RATE '0.3715 PER SHARE XD 16/11/23 PD	1,015.70	2,567.87	1,015.70	2,567.87
8 Dec 23	08/12/23 STG 809.13 AT RATE 1.255295 UNILEVER PLC ORD GBP0.031111				
8 Dec 23	7AX1SMU PURCHASE 2,567.88 NT COLTV SHORT T/D 8 DEC 23 S/D 8 DEC 23	- 2,567.88	- 0.01	- 2,567.88	- 0.01
8 Dec 23	NT COLLECTIVE SHORT TERM INVT FD				
11 Dec 23	INCOME ON 1,200 RECT HLDG DIV RATE JPY11.5 PER SHARE XD 28/09/23 PD	79.72	79.71	79.72	79.71
11 Dec 23	11/12/23 JPY 11,687 AT RATE 146.595244 RECRUIT HLDGS CO L NPV				
11 Dec 23	7AX1SMU PURCHASE 79.72 NT COLTV SHORT T/D 11 DEC 23 S/D 11 DEC 23	- 79.72	- 0.01	- 79.72	- 0.01
11 Dec 23	NT COLLECTIVE SHORT TERM INVT FD				
12 Dec 23	7AX1SMU SALE 53.66 NT COLTV SHORT T/D 12 DEC 23 S/D 12 DEC 23	53.66	53.65	53.66	53.65
12 Dec 23	NT COLLECTIVE SHORT TERM INVT FD				
13 Dec 23	DEL/REC FEES FOR NOV 2023	- 53.66	- 0.01	- 53.66	- 0.01
13 Dec 23					
13 Dec 23	FOREIGN CURRENCY SOLD DEAL OF 11 DEC 23 EUR/USD RATE 1.0751 WITH	- 11,999.15	- 11,999.16	- 11,999.15	- 11,999.16
13 Dec 23	NORTHERN TRUST COMPANY, CHICAGO				
13 Dec 23	FOREIGN CURRENCY SOLD DEAL OF 11 DEC 23 EUR/USD RATE 1.0764 WITH	- 1,023.59	- 13,022.75	- 1,023.59	- 13,022.75
13 Dec 23	NORTHERN TRUST COMPANY, CHICAGO				
13 Dec 23	FOREIGN CURRENCY SOLD DEAL OF 11 DEC 23 STG/USD RATE 1.2557 WITH	- 1,404.48	- 14,427.23	- 1,404.48	- 14,427.23
13 Dec 23	NORTHERN TRUST COMPANY, CHICAGO				
13 Dec 23	7AX1SMU SALE 14,427.22 NT COLTV SHORT T/D 13 DEC 23 S/D 13 DEC 23	14,427.22	- 0.01	14,427.22	- 0.01
13 Dec 23	NT COLLECTIVE SHORT TERM INVT FD				
14 Dec 23	FOREIGN CURRENCY PURCHASED DEAL OF 12 DEC 23 USD/STG RATE 1.257 WITH	28,647.77	28,647.76	28,647.77	28,647.76
14 Dec 23	NORTHERN TRUST COMPANY, CHICAGO				
14 Dec 23	FOREIGN CURRENCY SOLD DEAL OF 12 DEC 23 SEK/USD RATE 10.4404 WITH	- 18,198.33	10,449.43	- 18,198.33	10,449.43
14 Dec 23	NORTHERN TRUST COMPANY, CHICAGO				
14 Dec 23	7AX1SMU PURCHASE 10,449.44 NT COLTV SHORT T/D 14 DEC 23 S/D 14 DEC 23	- 10,449.44	- 0.01	- 10,449.44	- 0.01
14 Dec 23	NT COLLECTIVE SHORT TERM INVT FD				
15 Dec 23	FOREIGN CURRENCY PURCHASED DEAL OF 13 DEC 23 USD/STG RATE 1.2619 WITH	23,600.57	23,600.56	23,600.57	23,600.56
15 Dec 23	NORTHERN TRUST COMPANY, CHICAGO				
15 Dec 23	FOREIGN CURRENCY SOLD DEAL OF 13 DEC 23 JPY/USD RATE 145.19 WITH	- 8,790.25	14,810.31	- 8,790.25	14,810.31
15 Dec 23	NORTHERN TRUST COMPANY, CHICAGO				

Portfolio Statement

1 DEC 23 - 31 DEC 23

Account number XXXXXXXXXX
Account Name UFCW TRI-STATE - LAZARD FRERES

Page 106 of 115

◆ Cash Activity Detail U.S. DOLLARS - USD

Value Date Entry Date	Transaction Narrative	Local Receipt/ Disbursement	USD Balance	Base Receipt/ Disbursement	Balance
15 Dec 23 15 Dec 23	SEC LENDING FEES FROM GLOBAL EQUITY FOR THE MONTH OF NOVEMBER 2023	- 5.87	14,804.44	- 5.87	14,804.44
15 Dec 23 15 Dec 23	SEC LENDING FEES FROM GLOBAL EQUITY FOR THE MONTH OF NOVEMBER 2023	- 10.29	14,794.15	- 10.29	14,794.15
15 Dec 23 15 Dec 23	SEC LENDING INCOME FROM GLOBAL EQUITY FOR THE MONTH OF NOVEMBER 2023	14.71	14,808.86	14.71	14,808.86
15 Dec 23 15 Dec 23	SEC LENDING INCOME FROM GLOBAL EQUITY FOR THE MONTH OF NOVEMBER 2023	25.75	14,834.61	25.75	14,834.61
15 Dec 23 15 Dec 23	7AX1SMU PURCHASE 14,810.32 NT COLTV SHORT T/D 15 DEC 23 S/D 15 DEC 23 NT COLLECTIVE SHORT TERM INVT FD	- 14,810.32	24.29	- 14,810.32	24.29
18 Dec 23 18 Dec 23	FOREIGN CURRENCY SOLD DEAL OF 14 DEC 23 EUR/USD RATE 1.099 WITH NORTHERN TRUST COMPANY, CHICAGO	- 4,794.82	- 4,770.53	- 4,794.82	- 4,770.53
18 Dec 23 18 Dec 23	FOREIGN CURRENCY SOLD DEAL OF 14 DEC 23 JPY/USD RATE 141.84 WITH NORTHERN TRUST COMPANY, CHICAGO	- 5,385.19	- 10,155.72	- 5,385.19	- 10,155.72
18 Dec 23 18 Dec 23	INCOME ON 2,025 GILDAN AC DIV RATE CAD0.2552478 PER XD 21/11/23 PD 18/12/23 CAD 439.35 AT RATE 1.339491 GILDAN ACTIVEWEAR COM NPV	328.00	- 9,827.72	328.00	- 9,827.72
18 Dec 23 18 Dec 23	7AX1SMU SALE 10,155.71 NT COLTV SHORT T/D 18 DEC 23 S/D 18 DEC 23 NT COLLECTIVE SHORT TERM INVT FD	10,155.71	327.99	10,155.71	327.99
19 Dec 23 19 Dec 23	FOREIGN CURRENCY PURCHASED DEAL OF 15 DEC 23 USD/JPY RATE 141.86 WITH NORTHERN TRUST COMPANY, CHICAGO	16,756.07	17,084.06	16,756.07	17,084.06
19 Dec 23 19 Dec 23	FOREIGN CURRENCY SOLD DEAL OF 15 DEC 23 EUR/USD RATE 1.0904 WITH NORTHERN TRUST COMPANY, CHICAGO	- 7,120.87	9,963.19	- 7,120.87	9,963.19
19 Dec 23 19 Dec 23	FOREIGN CURRENCY SOLD DEAL OF 15 DEC 23 STG/USD RATE 1.2693 WITH NORTHERN TRUST COMPANY, CHICAGO	- 3,974.31	5,988.88	- 3,974.31	5,988.88
19 Dec 23 19 Dec 23	INCOME ON 18,421 BP DIV RATE '0.057367 PER SHA XD 09/11/23 PD 19/12/23 STG 1,056.76 AT RATE 1.265487 BP ORD USD0.25	1,337.32	7,326.20	1,337.32	7,326.20
19 Dec 23 19 Dec 23	5A4QXUW PURCHASE 15 WIXCOM T/D 15 DEC 23 S/D 19 DEC 23 WIX.COM LTD COM ILS0.01	- 1,683.88	5,642.32	- 1,683.88	5,642.32
19 Dec 23 19 Dec 23	5A4QXUW PURCHASE 15 WIXCOM T/D 15 DEC 23 S/D 19 DEC 23 WIX.COM LTD COM ILS0.01	- 1,689.61	3,952.71	- 1,689.61	3,952.71
19 Dec 23 19 Dec 23	7AX1SMU PURCHASE 3,952.72 NT COLTV SHORT T/D 19 DEC 23 S/D 19 DEC 23 NT COLLECTIVE SHORT TERM INVT FD	- 3,952.72	- 0.01	- 3,952.72	- 0.01

Portfolio Statement

1 DEC 23 - 31 DEC 23

Account number XXXXXXXXXX
Account Name UFCW TRI-STATE - LAZARD FRERES

◆ Cash Activity Detail U.S. DOLLARS - USD

Page 107 of 115

Value Date Entry Date	Transaction Narrative	Local Receipt/ Disbursement	USD Balance	Base Receipt/ Disbursement	Balance
20 Dec 23	FOREIGN CURRENCY SOLD DEAL OF 18 DEC 23 EUR/USD RATE 1.0914 WITH	- 12,869.37	- 12,869.38	- 12,869.37	- 12,869.38
20 Dec 23	NORTHERN TRUST COMPANY, CHICAGO				
20 Dec 23	FOREIGN CURRENCY SOLD DEAL OF 18 DEC 23 HKD/USD RATE 7.7975 WITH	- 10,407.18	- 23,276.56	- 10,407.18	- 23,276.56
20 Dec 23	NORTHERN TRUST COMPANY, CHICAGO				
20 Dec 23	FOREIGN CURRENCY SOLD DEAL OF 18 DEC 23 JPY/USD RATE 142.81 WITH	- 8,577.17	- 31,853.73	- 8,577.17	- 31,853.73
20 Dec 23	NORTHERN TRUST COMPANY, CHICAGO				
20 Dec 23	7AX1SMU SALE 31,853.72 NT COLTV SHORT T/D 20 DEC 23 S/D 20 DEC 23	31,853.72	- 0.01	31,853.72	- 0.01
20 Dec 23	NT COLLECTIVE SHORT TERM INVT FD				
21 Dec 23	FOREIGN CURRENCY SOLD DEAL OF 19 DEC 23 EUR/USD RATE 1.0961 WITH	- 11,056.63	- 11,056.64	- 11,056.63	- 11,056.64
21 Dec 23	NORTHERN TRUST COMPANY, CHICAGO				
21 Dec 23	FOREIGN CURRENCY SOLD DEAL OF 19 DEC 23 JPY/USD RATE 144.3 WITH	- 5,837.17	- 16,893.81	- 5,837.17	- 16,893.81
21 Dec 23	NORTHERN TRUST COMPANY, CHICAGO				
21 Dec 23	5A4QXUW PURCHASE 16 WIXCOM T/D 19 DEC 23 S/D 21 DEC 23	- 1,905.71	- 18,799.52	- 1,905.71	- 18,799.52
21 Dec 23	WIX.COM LTD COM ILS0.01				
21 Dec 23	7AX1SMU SALE 18,799.51 NT COLTV SHORT T/D 21 DEC 23 S/D 21 DEC 23	18,799.51	- 0.01	18,799.51	- 0.01
21 Dec 23	NT COLLECTIVE SHORT TERM INVT FD				
22 Dec 23	FOREIGN CURRENCY PURCHASED DEAL OF 20 DEC 23 USD/JPY RATE 143.44 WITH	1,909.21	1,909.20	1,909.21	1,909.20
22 Dec 23	NORTHERN TRUST COMPANY, CHICAGO				
22 Dec 23	FOREIGN CURRENCY SOLD DEAL OF 21 DEC 23 JPY/USD RATE 142.4005 WITH	- 2,766.80	- 857.60	- 2,766.80	- 857.60
22 Dec 23	NORTHERN TRUST COMPANY, CHICAGO				
22 Dec 23	INCOME ON 2,916 SUNCOR EGY DIV RATE CAD0.545 PER SHAR XD 30/11/23 PD	1,016.39	158.79	1,016.39	158.79
22 Dec 23	22/12/23 CAD 1,350.84 AT RATE 1.329062				
22 Dec 23	SUNCOR ENERGY INC COM NPV 'NEW'				
22 Dec 23	7AX1SMU SALE 857.59 NT COLTV SHORT T/D 22 DEC 23 S/D 22 DEC 23	857.59	1,016.38	857.59	1,016.38
22 Dec 23	NT COLLECTIVE SHORT TERM INVT FD				
26 Dec 23	FOREIGN CURRENCY SOLD DEAL OF 22 DEC 23 JPY/USD RATE 142.09 WITH	- 2,779.86	- 1,763.48	- 2,779.86	- 1,763.48
26 Dec 23	NORTHERN TRUST COMPANY, CHICAGO				
26 Dec 23	2A9EDJU SALE 84 AON T/D 21 DEC 23 S/D 26 DEC 23	24,208.26	22,444.78	24,208.26	22,444.78
26 Dec 23	AON PLC				
26 Dec 23	5A4QXUW PURCHASE 7 WIXCOM T/D 21 DEC 23 S/D 26 DEC 23	- 842.88	21,601.90	- 842.88	21,601.90
26 Dec 23	WIX.COM LTD COM ILS0.01				
26 Dec 23	7AX1SMU PURCHASE 21,601.91 NT COLTV SHORT T/D 26 DEC 23 S/D 26 DEC 23	- 21,601.91	- 0.01	- 21,601.91	- 0.01
26 Dec 23	NT COLLECTIVE SHORT TERM INVT FD				
27 Dec 23	FOREIGN CURRENCY PURCHASED DEAL OF 27 DEC 23 USD/EUR RATE 1.105615	0.71	0.70	0.71	0.70
27 Dec 23	WITH NORTHERN TRUST COMPANY, CHICAGO				

Portfolio Statement

1 DEC 23 - 31 DEC 23

Account number [REDACTED]
Account Name UFCW TRI-STATE - LAZARD FRERES

◆ Cash Activity Detail U.S. DOLLARS - USD

Page 108 of 115

Value Date Entry Date	Transaction Narrative	Local Receipt/ Disbursement	USD Balance	Base Receipt/ Disbursement	Balance
27 Dec 23 27 Dec 23	2A9EDJU SALE 22 AON T/D 22 DEC 23 S/D 27 DEC 23 AON PLC	6,359.32	6,360.02	6,359.32	6,360.02
27 Dec 23 27 Dec 23	5A4QXUW PURCHASE 5 WIXCOM T/D 22 DEC 23 S/D 27 DEC 23 WIX.COM LTD COM ILS0.01	- 615.14	5,744.88	- 615.14	5,744.88
27 Dec 23 27 Dec 23	7AX1SMU PURCHASE 5,744.18 NT COLTV SHORT T/D 27 DEC 23 S/D 27 DEC 23 NT COLLECTIVE SHORT TERM INVT FD	- 5,744.18	0.70	- 5,744.18	0.70
28 Dec 23 28 Dec 23	FOREIGN CURRENCY PURCHASED DEAL OF 26 DEC 23 USD/JPY RATE 142.44 WITH NORTHERN TRUST COMPANY, CHICAGO	5,983.42	5,984.12	5,983.42	5,984.12
28 Dec 23 28 Dec 23	7AX1SMU PURCHASE 5,984.13 NT COLTV SHORT T/D 28 DEC 23 S/D 28 DEC 23 NT COLLECTIVE SHORT TERM INVT FD	- 5,984.13	- 0.01	- 5,984.13	- 0.01
29 Dec 23 29 Dec 23	5A4QXUW PURCHASE 1 WIXCOM T/D 27 DEC 23 S/D 29 DEC 23 WIX.COM LTD COM ILS0.01	- 125.64	- 125.65	- 125.64	- 125.65
29 Dec 23 29 Dec 23	7AX1SMU SALE 125.64 NT COLTV SHORT T/D 29 DEC 23 S/D 29 DEC 23 NT COLLECTIVE SHORT TERM INVT FD	125.64	- 0.01	125.64	- 0.01
Ending cash balance			- 0.01		- 0.01

◆ Foreign Exchange Rates to USD

Page 109 of 115

Country	Currency	Currency symbol	Exchange rate	% change
Afghanistan	Afghanistani afghani	AFN	70.51855000	1.32%
Albania	Albanian lek	ALL	94.06000000	0.92%
Algeria	Algerian dinar	DZD	134.28655000	- 0.22%
Angola	Angolan kwanza	AOA	841.67400000	0.47%
Argentina	Argentine austral	ARA	808.49600000	124.22%
Argentina	Argentine peso	ARS	808.49600000	124.22%
Armenia	Armenian dram	AMD	404.12000000	0.59%
Aruba	Aruban Florin	AWG	1.79000000	0.00%
Australia	Australian dollar	AUD	1.46552350	- 2.83%
Austria	Austrian schilling	ATS	12.45670000	- 1.23%
Azerbaijan	Azerbaijani Manat	AZN	1.70000000	- 0.15%
Bahamas	Bahamian dollar	BSD	1.00000000	0.00%
Bahrain	Bahraini dinar	BHD	0.37680000	- 0.05%
Bangladesh	Bangladesh taka	BDT	109.75000000	- 0.45%
Barbados	Barbados dollar	BBD	2.00000000	0.00%
Belarus	Belarussian ruble	BYN	3.30000000	0.15%
Belgium	Belgian financial franc	BEL	36.51825000	- 1.23%
Belgium	Belgian franc	BEF	36.51825000	- 1.23%
Belize	Belize dollar	BZD	2.00000000	0.00%
Bermuda	Bermudian dollar	BMD	1.00000000	0.00%
Bhutan	Bhutan ngultrum	BTN	83.21375000	- 0.22%
Bolivia	Bolivian boliviano	BOB	6.91000000	0.00%
Bosnia And Herzegovina	Bosnia and Herzegovina convertible marks	BAM	1.77055000	- 1.23%
Botswana	Botswana pula	BWP	13.38688080	- 1.67%
Brazil	Brazilian real	BRL	4.85760000	- 1.51%
Bulgaria	Bulgarian new lev	BGN	1.77055000	- 1.23%
Burundi	Burundi franc	BIF	2,847.52975000	0.11%

◆ Foreign Exchange Rates to USD

Page 110 of 115

Country	Currency	Currency symbol	Exchange rate	% change
Canada	Canadian dollar	CAD	1.31860000	- 2.75%
Cape Verde	Cape Verde escudo	CVE	100.05135000	- 0.78%
Cayman Islands	Cayman Islands dollar	KYD	0.82000000	0.00%
Central French African Region	Central French African franc (BEAC)	XAF	593.81435000	- 1.23%
Central French African Region Bceao	Central French African franc (BCEAO)	XOF	593.81435000	- 1.23%
Chile	Chilean peso	CLP	873.28500000	0.59%
Chile	Chilean unidades de fomento	CLF	0.02376130	- 0.07%
China	Chinese yuan renminbi	CNY	7.09220000	- 0.54%
China	HK offshore Chinese Yuan Renminbi	CNH	7.12060000	- 0.29%
Colombia	Colombian peso	COP	3,874.00000000	- 4.46%
Comoros	Comoro franc	KMF	445.36075000	- 1.23%
Costa Rica	Costa Rican colon	CRC	521.09000000	- 1.91%
Croatia	Croatian kuna	HRK	6.82070000	- 1.23%
Cyprus	Cypriot pound	CYP	0.52985000	- 1.23%
Czech Republic	Czech koruna	CZK	22.34960000	0.25%
Denmark	Danish krone	DKK	6.74835000	- 1.24%
Djibouti	Djibouti franc	DJF	177.85145000	0.06%
Dominican Republic	Dominican peso	DOP	58.06000000	2.00%
East Caribbean Region	East Caribbean dollar	XCD	2.70000000	0.00%
Ecuador	Ecuadorian sucre	ECS	25,000.00000000	0.00%
Egypt	Egyptian pound	EGP	30.92500000	0.08%
El Salvador	El Salvador colon	SVC	8.75000000	0.00%
Eritrea	Eritrea nakfa	ERN	15.00000000	0.00%
Estonia	Estonian kroon	EEK	14.16430000	- 1.23%
Ethiopia	Ethiopian birr	ETB	56.15000000	0.31%
Europe Region	European currency unit (E.C.U.)	XEU	0.90526410	- 1.23%
European Union	Euro	EUR	0.90526410	- 1.23%

◆ Foreign Exchange Rates to USD

Page 111 of 115

Country	Currency	Currency symbol	Exchange rate	% change
Fiji	Fiji dollar	FJD	2.21415000	- 1.83%
Finland	Finnish markka	FIM	5.38245000	- 1.23%
France	French franc	FRF	5.93810000	- 1.23%
Gambia	Gambia dalasi	GMD	67.19500000	6.96%
Georgia	Georgian lari	GEL	2.69000000	- 0.48%
Germany	German deutsche mark	DEM	1.77055000	- 1.23%
Ghana	New Ghana Cedi	GHS	11.91500000	- 0.71%
Gibraltar	Gibraltar pound	GIP	0.78443670	- 0.69%
Gold	Gold	XAU	0.00048410	- 1.32%
Greece	Greek drachma	GRD	308.46875000	- 1.23%
Guatemala	Guatemalan quetzal	GTQ	7.82700000	- 0.02%
Guinea	Guinea franc	GNF	8,596.67500000	0.59%
Haiti	Haitian gourde	HTG	131.75870000	- 0.35%
Honduras	Honduran lempira	HNL	24.74500000	0.11%
Hong Kong	Hong Kong dollar	HKD	7.80855000	- 0.02%
Hungary	Hungarian forint	HUF	346.00555000	- 0.93%
Iceland	Iceland krona	ISK	135.87000000	- 1.63%
India	Indian rupee	INR	83.21375000	- 0.22%
Indonesia	Indonesian rupiah	IDR	15,397.00000000	- 0.73%
Iraq	Iraqi dinar	IQD	1,310.00000000	0.00%
Ireland	Irish pound	IEP	0.71296160	- 1.23%
Israel	New Israeli shekel	ILS	3.60090000	- 3.31%
Italy	Italian lira	ITL	1,752.83580000	- 1.23%
Jamaica	Jamaican dollar	JMD	154.40955000	- 0.71%
Japan	Japanese yen	JPY	140.98000000	- 4.64%
Jordan	Jordanian dinar	JOD	0.71005000	0.07%
Kazakhstan	Kazakhstan tenge	KZT	455.89000000	- 0.76%

◆ Foreign Exchange Rates to USD

Page 112 of 115

Country	Currency	Currency symbol	Exchange rate	% change
Kenya	Kenyan shilling	KES	157.00000000	2.45%
Korea, Democratic People's Republic Of	North Korean won	KPW	130.00000000	0.00%
Korea, Republic Of	South Korean won	KRW	1,287.90000000	- 0.17%
Kuwait	Kuwaiti dinar	KWD	0.30725000	- 0.49%
Lao People's Democratic Republic	Laotian kip	LAK	20,566.71500000	- 0.51%
Latvia	Latvian lats	LVL	0.63620000	- 1.23%
Lebanon	Lebanese pound	LBP	15,025.75000000	0.10%
Lesotho	Lesotho loti	LSL	18.28750000	- 3.50%
Liberia	Liberian dollar	LRD	192.00000000	0.26%
Lithuania	Lithuanian litas	LTL	3.12570000	- 1.23%
Luxembourg	Luxembourg franc	LUF	36.51825000	- 1.23%
Macau	Macau pataca	MOP	8.04280000	- 0.02%
Madagascar	Madagascar Ariary	MGA	4,578.70000000	2.13%
Malawi	Malawi kwacha	MWK	1,683.36500000	0.00%
Malaysia	Malaysian ringgit	MYR	4.59500000	- 1.38%
Maldives	Maldives rufiyaa	MVR	15.40000000	0.06%
Malta	Maltese lira	MTL	0.38865000	- 1.22%
Mauritania	Mauritania ouguiya	MRU	39.48000000	- 0.10%
Mauritius	Mauritius rupee	MUR	44.02000000	- 0.18%
Mexico	Mexican peso	MXN	16.93450000	- 2.52%
Mexico	Mexican unidad de inversion (UDI)	MXV	7.87390000	0.16%
Moldova	Moldovan leu	MDL	17.29800000	- 2.55%
Mongolia	Mongolian tugrik	MNT	3,441.00000000	- 0.55%
Morocco	Moroccan dirham	MAD	9.86890000	- 2.09%
Mozambique	Mozambique metical	MZN	63.86000000	- 0.04%
Myanmar	Myanmar kyat	MMK	2,100.00000000	- 0.04%
Namibia	Namibian dollar	NAD	18.28750000	- 3.50%

◆ Foreign Exchange Rates to USD

Page 113 of 115

Country	Currency	Currency symbol	Exchange rate	% change
Nepal	Nepalese rupee	NPR	133.14200000	- 0.22%
Netherlands	Netherlands guilder	NLG	1.99495000	- 1.23%
Netherlands Antilles	Netherlands Antillean guilder	ANG	1.79000000	0.00%
New Zealand	New Zealand dollar	NZD	1.57940450	- 2.45%
Nicaragua	Nicaraguan cordoba oro	NIO	36.68500000	- 0.18%
Nigeria	Nigerian naira	NGN	897.50000000	13.68%
North America Region	XNY YUAN ONSHORE	XNY	7.09220000	- 0.54%
Norway	Norwegian krone	NOK	10.15570000	- 5.78%
Oman	Omani Rial	OMR	0.38500000	- 0.01%
Pakistan	Pakistan rupee	PKR	281.12500000	- 1.36%
Palladium Ounce	Palladium Ounce	XPD	1,106.14500000	9.14%
Panama	Panamanian balboa	PAB	1.00000000	0.00%
Papua New Guinea	Papua New Guinea kina	PGK	3.73090000	0.10%
Paraguay	Paraguay guarani	PYG	7,277.00000000	- 1.92%
Peru	Peruvian nuevo sol	PEN	3.70260000	- 0.83%
Philippines	Philippine peso	PHP	55.37500000	- 0.21%
Platinum	Platinum	XPT	0.00099790	- 7.28%
Poland	Polish zloty	PLN	3.93225000	- 1.45%
Portugal	Portuguese escudo	PTE	181.48915000	- 1.23%
Qatar	Qatari riyal	QAR	3.64100000	0.00%
Romania	NEW ROMANIAN LEU	RON	4.50360000	- 1.09%
Romania	Romanian leu	ROL	45,036.00000000	- 1.09%
Russian Federation	Russian ruble	RUB	89.40000000	- 0.28%
Rwanda	Rwanda franc	RWF	1,260.05000000	1.07%
REPUBLIC OF NORTH MACEDONIA	Macedonian denar	MKD	55.65500000	- 1.43%
Sao Tome & Principe	Sao Tome & Principe Dobra	STN	22.40425000	- 0.45%
Sao Tome & Principe	Sao Tome and Principe dobra	STD	21,035.00000000	0.00%

Portfolio Statement

1 DEC 23 - 31 DEC 23

Account number XXXXXXXXXX
Account Name UFCW TRI-STATE - LAZARD FRERES

◆ Foreign Exchange Rates to USD

Page 114 of 115

Country	Currency	Currency symbol	Exchange rate	% change
Saudi Arabia	Saudi riyal	SAR	3.75000000	- 0.04%
Serbia	Serbian Dinar	RSD	106.13000000	- 1.20%
Sierra Leone	Sierra Leone leone	SLL	22,816.43165000	1.25%
Sierra Leone	Sierra Leonie Leone (New)	SLE	22.90000000	1.89%
Silver	Silver	XAG	0.04185060	5.46%
Singapore	Singapore dollar	SGD	1.31910000	- 1.16%
Slovakia	Slovak koruna	SKK	27.27200000	- 1.23%
Slovenia	Slovenia tolar	SIT	216.93750000	- 1.23%
Solomon Islands	Soloman Islands dollar	SBD	8.47457620	0.00%
Somalia	Somali shilling	SOS	571.37500000	0.00%
South Africa	South African rand	ZAR	18.28750000	- 3.50%
Spain	Spanish peseta	ESP	150.62325000	- 1.23%
Sri Lanka	Sri Lankan rupee	LKR	323.75500000	- 1.29%
Sudan	Sudanese Pound	SDG	600.37070000	- 0.01%
Swaziland	Swaziland lilangeni	SZL	18.28750000	- 3.50%
Sweden	Swedish krona	SEK	10.07785000	- 3.83%
Switzerland	Swiss franc	CHF	0.84165000	- 3.21%
Syrian Arab Republic	Syrian pound	SYP	13,001.50000000	0.00%
SDR International Monetary Fund	SDR International Monetary Fund (I.M.F.)	XDR	0.74405000	- 0.80%
Taiwan	New Taiwan dollar	TWD	30.69050000	- 1.76%
Tajikistan	Tajik somoni	TJS	10.93810000	0.21%
Tanzania, United Republic Of	Tanzanian shilling	TZS	2,508.87000000	0.35%
Thailand	Thai baht	THB	34.13250000	- 2.97%
Trinidad and Tobago	Trinidad and Tobago dollar	TTD	6.74640000	0.07%
Tunisia	Tunisian dinar	TND	3.07510000	- 1.22%
Turkey	Turkish lira	TRY	29.53400000	2.36%
Uganda	Uganda shilling	UGX	3,780.00000000	- 1.05%

Portfolio Statement

1 DEC 23 - 31 DEC 23

Account number [REDACTED]
Account Name UFCW TRI-STATE - LAZARD FRERES

◆ Foreign Exchange Rates to USD

Page 115 of 115

Country	Currency	Currency symbol	Exchange rate	% change
Ukraine	Ukrainian hryvnia	UAH	38.15000000	4.95%
United Arab Emirates	United Arab Emirates dirham	AED	3.67275000	0.01%
United Kingdom	British pound sterling	GBP	0.78443670	- 0.69%
Uruguay	Uruguayan peso uruguayo	UYU	39.04000000	- 0.17%
Uzbekistan	Uzbekistan sum	UZS	12,338.77000000	0.33%
Venezuela	Venezuelan bolivar fuerte	VEF	35.88560000	1.23%
Vietnam	Vietnamese dong	VND	24,262.00000000	0.01%
Yemen	Yemeni rial	YER	250.21500000	- 0.04%
Zambia	Zambian Kwacha	ZMW	25.71030000	8.37%
Zimbabwe	RTGS Dollar	ZWL	6,074.19500000	1.10%
Zimbabwe	Zimbabwe dollar	ZWR	379.50000000	0.00%

Portfolio Statements

1 DEC 23 - 31 DEC 23

◆ Contents

	Page
Change in Book and Market Value	1
Change in Cash Value	2
Asset Summary	3
Asset Detail - Base Currency	4
Investment Transaction Summary	6
Investment Transaction Detail	7
* Pending Tran Detail w/Accrued Interest	8
Income & Expense Summary	9
Income & Expense Detail - Base Currency	10
* Funding & Disbursement Summary	14
* Funding & Disbursement Detail	15
* Capital Change Detail	16
Cash Activity Detail	17

Account Name

UFCW TRI-STATE PENSION FUND VICTORY CAPITAL MANAGEMENT

Account Number

██████████

Questions?

If you have any questions about this report, call your Northern Trust account administrator.

You may have the right under applicable federal banking law to receive, at no additional cost, separate notifications of securities transactions effected for your account. If you wish to receive separate notifications, please contact your relationship officer.

*No Data Available

Northern Trust

Generated by Northern Trust from periodic data on 12 Jan 24

Portfolio Statement

1 DEC 23 - 31 DEC 23

Account number [REDACTED]
Account Name *UFCW TRI-STATE - VICTORY -SL

◆ Notifications

Please note that this report has been created using the best available data. This report may also contain information provided by third parties, derived by third parties or derived from third party data and/or data that may have been categorized or otherwise reported based upon client direction - Northern Trust assumes no responsibility for the accuracy, timeliness or completeness of any such information. If you have questions regarding third party data or direction as it relates to this report, please contact your Northern Trust relationship team.

The term "Tax Credit" refers to local market terminology for the taxation associated with an income event. It makes no representation or warranty relating to the ability of the recipient to utilize the value as a "credit", "offset" or other benefit for their own tax purposes. Investors should seek their own tax advice relating to the specific tax considerations of investments in such markets. The Tax Credit is informational only data in the context of this report.

Please note where a client may be eligible to reclaim taxes, these are calculated and accrued for as a tax recoverable on ex date. The net amount may include the accrual of withholding taxes, tax credits or both.

Unitized fund trades may be using a preliminary or last known NAV price. The settlement NAV of the fund may not yet be known to Northern Trust and is subject to change.

Northern Trust records impairment entries pursuant to client direction. Impairment entries recorded to satisfy financial accounting and reporting requirements may not be suitable for tax or for other regulatory reporting purposes. Determining appropriate impairment adjustments is the responsibility of the client.

Although most valuation statements are received periodically from the relevant provider, pricing information may be received by Northern Trust as often as daily. As such, pricing information reported within this template, when scheduled against 'Daily Reporting', may be more current than the valuation statement date information. In these instances, the 'Price Date' field will indicate this with a date more current than the Valuation Statement and Statement Received dates.

Please note that this status summary report has been prepared using best available data, including data provided by the fund company and/or client which may, where indicated, represent preliminary or estimated values. The values contained in the status summary report are not intended to represent or suggest any statement about fair value. This report may also utilize information provided by other third parties, derived by third parties or from third party data and/or data that may have been categorized or otherwise reported based upon client direction - Northern Trust assumes no responsibility for the accuracy, timeliness or completeness of any such information. Northern Trust assumes no responsibility for the consequences of investment decisions made in reliance on information contained in this report. If you have questions regarding third party data or direction as it relates to this report, please contact your Northern Trust relationship team.

Although this report has been prepared using information believed to be reliable, it may contain information provided by third parties or derived from third party information, and/or information that may have been obtained from, categorized or otherwise reported based upon client direction. The Northern Trust Company does not guarantee the accuracy, timeliness or completeness of any such information. The information included in this report is intended to assist clients with their financial reporting needs, but you must consult with your accountants, auditors and/or legal counsel to ensure your accounting and financial reporting complies with applicable laws, regulations and accounting guidance. The Northern Trust Company and its affiliates shall have no responsibility for the consequences of investment decisions made in reliance on information contained in this report.

Portfolio Statement

1 DEC 23 - 31 DEC 23

Account number [REDACTED]
Account Name *UFCW TRI-STATE - VICTORY -SL

◆ Change in Book and Market Value

Page 1 of 18

	Cost	Market value	For more information
Opening balance	8,748,913.46	10,817,553.81	
Income received	549.22	549.22	See income & expense summary, cash activity detail
Expenses paid	- 14.65	- 14.65	See income & expense summary
Unrealized gain/loss change	0.00	668,322.82	See asset summary
Accrued income change	- 524.66	- 524.66	See income & expense summary
Closing balance	8,748,923.37	11,485,886.54	

Portfolio Statement

1 DEC 23 - 31 DEC 23

Account number [REDACTED]
Account Name *UFCW TRI-STATE - VICTORY -SL

◆ Change in Cash Value

Page 2 of 18

	Market value	Cost	For more information
Opening balance	0.00	0.00	
Miscellaneous cash receipts	- 500,000.00	- 500,000.00	See funding & disbursement summary
Total receipts	- 500,000.00	- 500,000.00	See funding & disbursement summary
Income received	549.22	549.22	See income & expense summary, cash activity detail
Expenses paid	- 14.65	- 14.65	See income & expense summary
Securities bought	- 534.57	- 534.57	See investment transaction summary
Securities sold	500,000.00	500,000.00	See investment transaction summary
Closing balance	0.00	0.00	

Portfolio Statement

31 DEC 2023

Account number XXXXXXXXXX
Account Name *UFCW TRI-STATE - VICTORY -SL

Page 3 of 18

◆ Asset Summary

Country	Accrued income/expense	Market value	Cost	Market	Unrealized gain/loss Translation	Total	Market value incl. accruals	%
<i>Equities</i>								
Funds - common stock								
United States - USD	0.00	11,483,663.73	8,746,700.56	2,736,963.17	0.00	2,736,963.17	11,483,663.73	99.981%
Total funds - common stock	0.00	11,483,663.73	8,746,700.56	2,736,963.17	0.00	2,736,963.17	11,483,663.73	99.981%
Total equities	0.00	11,483,663.73	8,746,700.56	2,736,963.17	0.00	2,736,963.17	11,483,663.73	99.981%
<i>Cash and Cash Equivalents</i>								
Funds - short term investment								
United States - USD	9.91	2,212.90	2,212.90	0.00	0.00	0.00	2,222.81	0.019%
Total funds - short term investment	9.91	2,212.90	2,212.90	0.00	0.00	0.00	2,222.81	0.019%
Total cash and cash equivalents	9.91	2,212.90	2,212.90	0.00	0.00	0.00	2,222.81	0.019%
Total Unrealized Gains						2,736,963.17		
Total Unrealized Losses						0.00		
Total	9.91	11,485,876.63	8,748,913.46	2,736,963.17	0.00	2,736,963.17	11,485,886.54	100.000%

Total Cost incl. Accruals **8,748,923.37**

Portfolio Statement

31 DEC 2023

Account number XXXXXXXXXX
Account Name *UFCW TRI-STATE - VICTORY -SL

Page 4 of 18

◆ Asset Detail - Base Currency

Description/Asset ID		Exchange rate/ Local market price	Accrued income/expense	Market value	Cost	Unrealized gain/loss		Total
Investment Mgr ID	Shares/PAR value					Market	Translation	

Equities

Funds - common stock

United States - USD

CF VICTORY TRIVALENT INTERNATIONAL SMALLCAP COLLECTIVE FUND CUSIP: 678UHY565

662,558.56	17.3323000	0.00	11,483,663.73	8,746,700.56	2,736,963.17	0.00	2,736,963.17
------------	------------	------	---------------	--------------	--------------	------	--------------

Total USD	0.00	11,483,663.73	8,746,700.56	2,736,963.17	0.00	2,736,963.17
-----------	------	---------------	--------------	--------------	------	--------------

Total United States	0.00	11,483,663.73	8,746,700.56	2,736,963.17	0.00	2,736,963.17
---------------------	------	---------------	--------------	--------------	------	--------------

Total Funds - Common Stock

662,558.56	0.00	11,483,663.73	8,746,700.56	2,736,963.17	0.00	2,736,963.17
------------	------	---------------	--------------	--------------	------	--------------

Total Equities

662,558.56	0.00	11,483,663.73	8,746,700.56	2,736,963.17	0.00	2,736,963.17
------------	------	---------------	--------------	--------------	------	--------------

Cash and Cash Equivalents

Funds - short term investment

United States - USD

NT COLLECTIVE SHORT TERM INVT FD CUSIP: 66586U452
V1034911301

2,212.90	1.0000000	9.91	2,212.90	2,212.90	0.00	0.00	0.00
----------	-----------	------	----------	----------	------	------	------

Portfolio Statement

31 DEC 2023

Account number XXXXXXXXXX
Account Name *UFCW TRI-STATE - VICTORY -SL

Page 5 of 18

◆ Asset Detail - Base Currency

Description/Asset ID		Exchange rate/ Local market price	Accrued income/expense	Market value	Cost	Unrealized gain/loss		Total
Investment Mgr ID	Shares/PAR value					Market	Translation	

Cash and Cash Equivalents

Funds - short term investment

Total USD	9.91	2,212.90	2,212.90	0.00	0.00	0.00
-----------	------	----------	----------	------	------	------

Total United States	9.91	2,212.90	2,212.90	0.00	0.00	0.00
---------------------	------	----------	----------	------	------	------

Total Funds - Short Term Investment

2,212.90	9.91	2,212.90	2,212.90	0.00	0.00	0.00
----------	------	----------	----------	------	------	------

Total Cash and Cash Equivalents

2,212.90	9.91	2,212.90	2,212.90	0.00	0.00	0.00
----------	------	----------	----------	------	------	------

Total	664,771.46	9.91	11,485,876.63	8,748,913.46	2,736,963.17	0.00	2,736,963.17
--------------	-------------------	-------------	----------------------	---------------------	---------------------	-------------	---------------------

++ Informational Only Asset - an asset that is not held in the account but that is included in Northern Trust's reports at the client's request solely as a matter of convenience to the client. Custodial and other responsibilities for this asset rest solely with the client or another custodian. Northern Trust has no custodial or other responsibilities for this asset, and the asset is not an asset of any Northern Trust account for purposes of the applicable account agreement.

Portfolio Statement

1 DEC 23 - 31 DEC 23

Account number [REDACTED]
Account Name *UFCW TRI-STATE - VICTORY -SL

◆ Investment Transaction Summary

Page 6 of 18

Asset Type	Principal	Transaction Amount Accrued Interest	Adjustment Amt	Cost	Market	Realized Gain/Loss Translation	Total
<i>Purchases</i>							
Cash and Cash Equivalents							
Funds - short term investment	-534.57	0.00	0.00	534.57	0.00	0.00	0.00
Total cash and cash equivalents	-534.57	0.00	0.00	534.57	0.00	0.00	0.00
Total purchases	-534.57	0.00	0.00	534.57	0.00	0.00	0.00
Total	-534.57	0.00	0.00	534.57	0.00	0.00	0.00

Portfolio Statement

1 DEC 23 - 31 DEC 23

Account number XXXXXXXXXX
Account Name *UFCW TRI-STATE - VICTORY -SL

◆ Investment Transaction Detail

Page 7 of 18

Trade Date	Security Description Asset ID / Ticker	Shares/PAR	Principal	Transaction Amount Accrued Interest	Adjustment Amt	Cost	Realized Gain/Loss		
							Market	Translation	Total
Settle Date	Broker / Commission	Price							
Trade Status	Narrative								

Purchases

Cash and Cash Equivalents

Funds - short term investment

United States - USD

5 Dec 23	NT COLLECTIVE SHORT TERM INVT FD	534.570	-534.57	0.00	0.00	534.57	0.00	0.00	0.00
5 Dec 23	CUSIP: 66586U452 /								
Settled		1.000000							
	Purchased 534.570 Units								
	05-Dec-2023 at a price of 1.00								
	Net								
Total United States - USD			-534.57	0.00	0.00	534.57	0.00	0.00	0.00
Total funds - short term investment			-534.57	0.00	0.00	534.57	0.00	0.00	0.00
Total cash and cash equivalents			-534.57	0.00	0.00	534.57	0.00	0.00	0.00
Total purchases		534.57	-534.57	0.00	0.00	534.57	0.00	0.00	0.00
Total transactions			-534.57	0.00	0.00	534.57	0.00	0.00	0.00

Portfolio Statement

31 DEC 23

Account number XXXXXXXXXX
Account Name *UFCW TRI-STATE - VICTORY -SL

◆ Pending Tran Detail w/Accrued Interest

Page 8 of 18

			<u>Security description</u>		<u>Cost/Market</u>	<u>Accrued Interest</u>	<u>Total</u>
<u>Trade date/</u>			<u>Asset Id</u>		<u>Local Proceeds</u>	<u>Local</u>	<u>Local Proceeds</u>
<u>Settle date</u>	<u>Country</u>	<u>Trade Status</u>	<u>Trade Expenses</u>	<u>Shares/PAR</u>	<u>Base Proceeds</u>	<u>Base</u>	<u>Base Proceeds</u>
					<u>Base Market</u>	<u>Market</u>	<u>Base Market</u>

NO DATA TO REPORT

Portfolio Statement

1 DEC 23 - 31 DEC 23

Account number [REDACTED]
Account Name *UFCW TRI-STATE - VICTORY -SL

◆ Income & Expense Summary

Page 9 of 18

Type	Receivables last period	Receivables this period	Amount received	Tax recoverable last period	Tax recoverable this period	Tax reclaims received	Accrual receipts/ deliveries	Earned income
<i>Income</i>								
Cash and cash equivalents								
Funds - short term investment	534.57	9.91	549.22	0.00	0.00	0.00	0.00	24.56
Total cash and cash equivalents	534.57	9.91	549.22	0.00	0.00	0.00	0.00	24.56
Total income	534.57	9.91	549.22	0.00	0.00	0.00	0.00	24.56

Type	Payables last period	Payables this period	Amount paid	Tax recoverable last period	Tax recoverable this period	Tax reclaims received	Accrual receipts/ deliveries	Expenses recognized
<i>Expense</i>								
Cash and cash equivalents								
Funds - short term investment	0.00	0.00	- 14.65	0.00	0.00	0.00	0.00	- 14.65
Total cash and cash equivalents	0.00	0.00	- 14.65	0.00	0.00	0.00	0.00	- 14.65
Total expense	0.00	0.00	- 14.65	0.00	0.00	0.00	0.00	- 14.65
Net income & expenses	534.57	9.91	534.57	0.00	0.00	0.00	0.00	9.91

Portfolio Statement

1 DEC 23 - 31 DEC 23

Account number XXXXXXXXXX
Account Name *UFCW TRI-STATE - VICTORY -SL

◆ Income & Expense Detail - Base Currency

Page 10 of 18

Description Asset ID/Dates	Rate Shares/PAR	Gross Amount	Tax Recoverable	Tax Withheld	Tax Credit	Net Amount	Transaction Type
<i>Income</i>							
Cash and Cash Equivalents							
Funds - Short Term Investment							
United States - USD							
NT COLLECTIVE SHORT TERM INVT FD	5.6596 0.000	534.57	0.00	0.00	0.00	534.57	Receivable last period
CUSIP: 66586U452							
NT COLLECTIVE SHORT TERM INVT FD	5.6496 0.000	9.91	0.00	0.00	0.00	9.91	Receivable this period
CUSIP: 66586U452							
NT COLLECTIVE SHORT TERM INVT FD	.0000 0.000	549.22	0.00	0.00	0.00	549.22	Received this period
CUSIP: 66586U452 Ex date: 30 NOV 23 / Pay date: 05 DEC 23							
Total Funds - Short Term Investment		534.57	0.00	0.00	0.00	534.57	Receivable last period
		9.91	0.00	0.00	0.00	9.91	Receivable this period
		549.22	0.00	0.00	0.00	549.22	Received this period
		0.00	0.00	0.00	0.00	0.00	Income received from prior
		0.00	0.00	0.00	0.00	0.00	Broker commissions recaptured
		0.00	0.00	0.00	0.00	0.00	Tax recoverable last period
		0.00	0.00	0.00	0.00	0.00	Tax recoverable this period
		0.00	0.00	0.00	0.00	0.00	Tax reclaims received
		0.00	0.00	0.00	0.00	0.00	Income purchased this period
		0.00	0.00	0.00	0.00	0.00	Income sold this period
		0.00	0.00	0.00	0.00	0.00	Tax recoverable received this period
		0.00	0.00	0.00	0.00	0.00	Tax recoverable delivered this period
		0.00	0.00	0.00	0.00	0.00	Accrued income received this period
		0.00	0.00	0.00	0.00	0.00	Accrued income delivered this period
		24.56	0.00	0.00	0.00	24.56	Earned income
Total Cash and Cash Equivalents		534.57	0.00	0.00	0.00	534.57	Receivable last period
		9.91	0.00	0.00	0.00	9.91	Receivable this period
		549.22	0.00	0.00	0.00	549.22	Received this period
		0.00	0.00	0.00	0.00	0.00	Income received from prior
		0.00	0.00	0.00	0.00	0.00	Broker commissions recaptured
		0.00	0.00	0.00	0.00	0.00	Tax recoverable last period
		0.00	0.00	0.00	0.00	0.00	Tax recoverable this period
		0.00	0.00	0.00	0.00	0.00	Tax reclaims received
		0.00	0.00	0.00	0.00	0.00	Income purchased this period
		0.00	0.00	0.00	0.00	0.00	Income sold this period

Portfolio Statement

1 DEC 23 - 31 DEC 23

Account number XXXXXXXXXX
Account Name *UFCW TRI-STATE - VICTORY -SL

◆ Income & Expense Detail - Base Currency

Page 11 of 18

Description Asset ID/Dates	Rate Shares/PAR	Gross Amount	Tax Recoverable	Tax Withheld	Tax Credit	Net Amount	Transaction Type
<i>Income</i>							
Cash and Cash Equivalents							
Funds - Short Term Investment							
		0.00	0.00	0.00	0.00	0.00	Tax recoverable received this period
		0.00	0.00	0.00	0.00	0.00	Tax recoverable delivered this period
		0.00	0.00	0.00	0.00	0.00	Accrued income received this period
		0.00	0.00	0.00	0.00	0.00	Accrued income delivered this period
		24.56	0.00	0.00	0.00	24.56	Earned income
<hr/>							
Total Income		534.57	0.00	0.00	0.00	534.57	Receivable last period
		9.91	0.00	0.00	0.00	9.91	Receivable this period
		549.22	0.00	0.00	0.00	549.22	Received this period
		0.00	0.00	0.00	0.00	0.00	Income received from prior
		0.00	0.00	0.00	0.00	0.00	Broker commissions recaptured
		0.00	0.00	0.00	0.00	0.00	Tax recoverable last period
		0.00	0.00	0.00	0.00	0.00	Tax recoverable this period
		0.00	0.00	0.00	0.00	0.00	Tax reclaims received
		0.00	0.00	0.00	0.00	0.00	Income purchased this period
		0.00	0.00	0.00	0.00	0.00	Income sold this period
		0.00	0.00	0.00	0.00	0.00	Tax recoverable received this period
		0.00	0.00	0.00	0.00	0.00	Tax recoverable delivered this period
		0.00	0.00	0.00	0.00	0.00	Accrued income received this period
		0.00	0.00	0.00	0.00	0.00	Accrued income delivered this period
		24.56	0.00	0.00	0.00	24.56	Earned income

Expense

Cash and Cash Equivalents

Funds - Short Term Investment

United States - USD

NORTHERN TRUST SWEEP FEE	5.6545 0.000	-14.65	0.00	0.00	0.00	- 14.65	Paid this period
--------------------------	-----------------	--------	------	------	------	---------	------------------

CUSIP: 66586U452 Value date: 05 DEC 23 / Entry date: 05 DEC 23

Portfolio Statement

1 DEC 23 - 31 DEC 23

Account number XXXXXXXXXX
Account Name *UFCW TRI-STATE - VICTORY -SL

◆ Income & Expense Detail - Base Currency

Page 12 of 18

Description Asset ID/Dates	Rate Shares/PAR	Gross Amount	Tax Recoverable	Tax Withheld	Tax Credit	Net Amount	Transaction Type
<i>Expense</i>							
Cash and Cash Equivalents							
Funds - Short Term Investment							
Total Funds - Short Term Investment		0.00	0.00	0.00	0.00	0.00	Payable last period
		0.00	0.00	0.00	0.00	0.00	Payable this period
		-14.65	0.00	0.00	0.00	- 14.65	Paid this period
		0.00	0.00	0.00	0.00	0.00	Income received from prior
		0.00	0.00	0.00	0.00	0.00	Broker commissions recaptured
		0.00	0.00	0.00	0.00	0.00	Tax recoverable last period
		0.00	0.00	0.00	0.00	0.00	Tax recoverable this period
		0.00	0.00	0.00	0.00	0.00	Tax reclaims received
		0.00	0.00	0.00	0.00	0.00	Liability expense paid
		0.00	0.00	0.00	0.00	0.00	Liability expense received
		0.00	0.00	0.00	0.00	0.00	Tax recoverable received this period
		0.00	0.00	0.00	0.00	0.00	Tax recoverable delivered this period
		0.00	0.00	0.00	0.00	0.00	Accrued expense received this period
		0.00	0.00	0.00	0.00	0.00	Accrued expense delivered this period
		-14.65	0.00	0.00	0.00	- 14.65	Expenses recognized
Total Cash and Cash Equivalents		0.00	0.00	0.00	0.00	0.00	Payable last period
		0.00	0.00	0.00	0.00	0.00	Payable this period
		-14.65	0.00	0.00	0.00	- 14.65	Paid this period
		0.00	0.00	0.00	0.00	0.00	Income received from prior
		0.00	0.00	0.00	0.00	0.00	Broker commissions recaptured
		0.00	0.00	0.00	0.00	0.00	Tax recoverable last period
		0.00	0.00	0.00	0.00	0.00	Tax recoverable this period
		0.00	0.00	0.00	0.00	0.00	Tax reclaims received
		0.00	0.00	0.00	0.00	0.00	Liability expense paid
		0.00	0.00	0.00	0.00	0.00	Liability expense received
		0.00	0.00	0.00	0.00	0.00	Tax recoverable received this period
		0.00	0.00	0.00	0.00	0.00	Tax recoverable delivered this period
		0.00	0.00	0.00	0.00	0.00	Accrued expense received this period
		0.00	0.00	0.00	0.00	0.00	Accrued expense delivered this period
		-14.65	0.00	0.00	0.00	- 14.65	Expenses recognized
Total Expense		0.00	0.00	0.00	0.00	0.00	Payable last period
		0.00	0.00	0.00	0.00	0.00	Payable this period
		-14.65	0.00	0.00	0.00	- 14.65	Paid this period
		0.00	0.00	0.00	0.00	0.00	Income received from prior
		0.00	0.00	0.00	0.00	0.00	Broker commissions recaptured
		0.00	0.00	0.00	0.00	0.00	Tax recoverable last period
		0.00	0.00	0.00	0.00	0.00	Tax recoverable this period
		0.00	0.00	0.00	0.00	0.00	Tax reclaims received
		0.00	0.00	0.00	0.00	0.00	Liability expense paid
		0.00	0.00	0.00	0.00	0.00	Liability expense received

Portfolio Statement

1 DEC 23 - 31 DEC 23

Account number XXXXXXXXXX
Account Name *UFCW TRI-STATE - VICTORY -SL

◆ Income & Expense Detail - Base Currency

Page 13 of 18

Description Asset ID/Dates	Rate Shares/PAR	Gross Amount	Tax Recoverable	Tax Withheld	Tax Credit	Net Amount	Transaction Type
<i>Expense</i>							
Cash and Cash Equivalents							
Funds - Short Term Investment							
		0.00	0.00	0.00	0.00	0.00	Tax recoverable received this period
		0.00	0.00	0.00	0.00	0.00	Tax recoverable delivered this period
		0.00	0.00	0.00	0.00	0.00	Accrued expense received this period
		0.00	0.00	0.00	0.00	0.00	Accrued expense delivered this period
		-14.65	0.00	0.00	0.00	-14.65	Expenses recognized

Please note that the Tax Withheld column may contain amounts related to FATCA withholdings

Portfolio Statement

1 DEC 23 - 31 DEC 23

Account Name *UFCW TRI-STATE - VICTORY -SL
Account number [REDACTED]

◆ Funding & Disbursement Summary

Page 14 of 18

Transaction type	Receipts	Disbursements	Accruals	Market value	Cost	Transaction amount		Realized gain/loss		Total
						Cost	on gain/loss	Market	Translation	

NO DATA TO REPORT

Portfolio Statement

1 DEC 23 - 31 DEC 23

Account Name *UFCW TRI-STATE - VICTORY -SL
Account number [REDACTED]

◆ Funding & Disbursement Detail

Page 15 of 18

<u>Trade date</u>	<u>Settle date</u>	<u>Security description</u>	<u>Accrued</u>					<u>Realized gain/loss</u>	
<u>Asset ID</u>	<u>Transaction description</u>	<u>Income</u>	<u>Market value</u>	<u>Cost</u>	<u>Transaction amount</u>	<u>Market</u>	<u>Translation</u>	<u>Total</u>	

NO DATA TO REPORT

Portfolio Statement

1 DEC 23 - 31 DEC 23

Account number XXXXXXXXXX
Account Name *UFCW TRI-STATE - VICTORY -SL

◆ Capital Change Detail

Page 16 of 18

Ex date	<u>Original security description/Asset ID</u> Shares	Original cost	Change description	Payment Amount	<u>Resulting security description/Asset ID</u> Shares	Resulting cost	Realized gain/loss Market Translation
---------	---	------------------	--------------------	-------------------	--	-------------------	---

NO DATA TO REPORT

Portfolio Statement

1 DEC 23 - 31 DEC 23

Account number [REDACTED]
Account Name *UFCW TRI-STATE - VICTORY -SL

◆ Cash Activity Detail

Page 17 of 18

Income cash - USD

Value Date Entry Date	Transaction Narrative/ Security Description	Local Receipt/ Disbursement	USD Balance	Base Receipt/ Disbursement	Balance
	Beginning cash balance		2,131.82		2,131.82
5 Dec 23	INCOME RECEIVED	549.22	2,681.04	549.22	2,681.04
5 Dec 23	NT COLLECTIVE SHORT TERM INVT FD				
5 Dec 23	NORTHERN TRUST SWEEP FEE	- 14.65	2,666.39	- 14.65	2,666.39
5 Dec 23	NT COLLECTIVE SHORT TERM INVT FD				
	Ending cash balance		2,666.39		2,666.39

Portfolio Statement

1 DEC 23 - 31 DEC 23

Account number [REDACTED]
Account Name *UFCW TRI-STATE - VICTORY -SL

◆ Cash Activity Detail

Page 18 of 18

Principal cash - USD

Value Date Entry Date	Transaction Narrative/ Security Description	Local Receipt/ Disbursement	USD Balance	Base Receipt/ Disbursement	Balance
	Beginning cash balance		- 2,131.82		- 2,131.82
5 Dec 23	Purchased 534.570 Units 05-Dec-2023 at a price of 1.00 Net	- 534.57	- 2,666.39	- 534.57	- 2,666.39
5 Dec 23	NT COLLECTIVE SHORT TERM INVT FD				
11 Dec 23	SOLD 30,938.68 SHARES ON 11/17/2023 AT A PRICE OF 16.161000	500,000.00	497,333.61	500,000.00	497,333.61
11 Dec 23	CF VICTORY TRIVALENT INTERNATIONAL SMALLCAP COLLECTIVE FUND				
11 Dec 23	TO REVERSE ENTRY OF 11-20-23 READING: RECEIVED FUNDS BY WIRE TRANSFER	- 500,000.00	- 2,666.39	- 500,000.00	- 2,666.39
11 Dec 23	FROM CITIBANK NA NEW YORK, NEW YORK BNF [REDACTED], UFCW TRI-STATE VICTORY BY FWR# United States dollar				
	Ending cash balance		- 2,666.39		- 2,666.39

Portfolio Statements

1 DEC 23 - 31 DEC 23

◆ Contents

	Page
Change in Book and Market Value	1
Change in Cash Value	2
Asset Summary	3
Asset Detail - Base Currency	8
Investment Transaction Summary	111
Investment Transaction Detail	113
Pending Tran Detail w/Accrued Interest	132
Income & Expense Summary	134
Income & Expense Detail - Base Currency	136
Funding & Disbursement Summary	236
Funding & Disbursement Detail	237
Capital Change Detail	238
* Other Corporate Actions	240
Foreign Exchange Gain/Loss Summary	241
Foreign Exchange Gain/Loss Detail	242
Cash Activity Detail	243
Foreign Exchange Rates to USD	264

Account Name
UFCW TRI-STATE PEN-LOOMIS

Account Number
[REDACTED]

Questions?

If you have any questions about this report, call your Northern Trust account administrator.

You may have the right under applicable federal banking law to receive, at no additional cost, separate notifications of securities transactions effected for your account. If you wish to receive separate notifications, please contact your relationship officer.

*No Data Available

Northern Trust

Generated by Northern Trust from periodic data on 12 Jan 24

Portfolio Statement

1 DEC 23 - 31 DEC 23

Account Name UFCW TRI-STATE PEN-LOOMIS
Account number [REDACTED]

◆ Notifications

Please note that this report has been created using the best available data. This report may also contain information provided by third parties, derived by third parties or derived from third party data and/or data that may have been categorized or otherwise reported based upon client direction - Northern Trust assumes no responsibility for the accuracy, timeliness or completeness of any such information. If you have questions regarding third party data or direction as it relates to this report, please contact your Northern Trust relationship team.

Although most valuation statements are received periodically from the relevant provider, pricing information may be received by Northern Trust as often as daily. As such, pricing information reported within this template, when scheduled against 'Daily Reporting', may be more current than the valuation statement date information. In these instances, the 'Price Date' field will indicate this with a date more current than the Valuation Statement and Statement Received dates.

Please note that this status summary report has been prepared using best available data, including data provided by the fund company and/or client which may, where indicated, represent preliminary or estimated values. The values contained in the status summary report are not intended to represent or suggest any statement about fair value. This report may also utilize information provided by other third parties, derived by third parties or from third party data and/or data that may have been categorized or otherwise reported based upon client direction - Northern Trust assumes no responsibility for the accuracy, timeliness or completeness of any such information. Northern Trust assumes no responsibility for the consequences of investment decisions made in reliance on information contained in this report. If you have questions regarding third party data or direction as it relates to this report, please contact your Northern Trust relationship team.

Although this report has been prepared using information believed to be reliable, it may contain information provided by third parties or derived from third party information, and/or information that may have been obtained from, categorized or otherwise reported based upon client direction. The Northern Trust Company does not guarantee the accuracy, timeliness or completeness of any such information. The information included in this report is intended to assist clients with their financial reporting needs, but you must consult with your accountants, auditors and/or legal counsel to ensure your accounting and financial reporting complies with applicable laws, regulations and accounting guidance. The Northern Trust Company and its affiliates shall have no responsibility for the consequences of investment decisions made in reliance on information contained in this report.

Unitized fund trades may be using a preliminary or last known NAV price. The settlement NAV of the fund may not yet be known to Northern Trust and is subject to change.

Portfolio Statement

1 DEC 23 - 31 DEC 23

Account Name UFCW TRI-STATE PEN-LOOMIS
Account number [REDACTED]

◆ Change in Book and Market Value

Page 1 of 270

	Cost	Market value	For more information
Opening balance	54,777,568.63	48,559,801.74	
Interportfolio Transfers Out	- 700,000.00	- 700,000.00	See funding & disbursement summary
Total disbursements	- 700,000.00	- 700,000.00	See funding & disbursement summary
Income received	196,587.94	196,587.94	See income & expense summary, cash activity detail
Expenses paid	- 2,842.40	- 2,842.40	See income & expense summary
Unrealized gain/loss change	0.00	2,208,003.03	See asset summary
Realized gain/loss	- 110,809.75	- 110,809.75	See realized gain/loss summary
Accrued income change	11,056.37	11,056.37	See income & expense summary
Closing balance	54,171,560.79	50,161,796.93	

Portfolio Statement

1 DEC 23 - 31 DEC 23

Account Name UFCW TRI-STATE PEN-LOOMIS
Account number [REDACTED]

◆ Change in Cash Value

Page 2 of 270

	Market value	Cost	For more information
Opening balance	79,303.28	79,303.28	
Interportfolio transfers out	- 700,000.00	- 700,000.00	See funding & disbursement summary
Total disbursements	- 700,000.00	- 700,000.00	See funding & disbursement summary
Income received	189,425.52	189,425.52	See income & expense summary, cash activity detail
Expenses paid	- 2,842.40	- 2,842.40	See income & expense summary
Capital changes	11,960.30	11,960.30	See capital change detail
Foreign currency bought	523,383.78	523,383.78	See foreign exchange summary
Foreign currency sold	- 523,383.78	- 523,383.78	See foreign exchange summary
Realized gain/loss	- 2,022.04	- 2,022.04	See realized gain/loss summary
Securities bought	- 3,873,380.61	- 3,873,380.61	See investment transaction summary
Securities sold	4,249,197.27	4,249,197.27	See investment transaction summary
Principal paydowns	49,504.91	49,504.91	See investment transaction summary
Closing balance	1,146.23	1,146.23	

Portfolio Statement

31 DEC 2023

Account Name UFCW TRI-STATE PEN-LOOMIS Account number [REDACTED]

Page 3 of 270

Asset Summary

Country	Accrued income/expense	Market value	Cost	Market	Unrealized gain/loss	Translation	Total	Market value incl. accruals	%
<i>Equities</i>									
Common stock									
United States - USD	0.00	2,969.49	50,893.75	- 47,924.26		0.00	- 47,924.26	2,969.49	0.006%
Total common stock	0.00	2,969.49	50,893.75	- 47,924.26		0.00	- 47,924.26	2,969.49	0.006%
Convertible equity									
United States - USD	3,188.22	462,620.60	571,683.21	- 109,062.61		0.00	- 109,062.61	465,808.82	0.929%
Total convertible equity	3,188.22	462,620.60	571,683.21	- 109,062.61		0.00	- 109,062.61	465,808.82	0.929%
Total equities	3,188.22	465,590.09	622,576.96	- 156,986.87		0.00	- 156,986.87	468,778.31	0.935%
<i>Fixed Income</i>									
Government bonds									
Brazil - BRL	0.00	376,276.43	358,706.09	18,174.04		-603.70	17,570.34	376,276.43	0.750%
Indonesia - IDR	4,745.93	242,060.68	246,200.46	5.90		-4,145.68	- 4,139.78	246,806.61	0.492%
Mexico - MXN	4,782.32	242,570.18	230,174.71	9,671.28		2,724.19	12,395.47	247,352.50	0.493%
South Africa - ZAR	8,708.55	246,194.81	242,424.69	2,555.79		1,214.33	3,770.12	254,903.36	0.508%
United States - USD	54,463.30	5,463,174.80	5,408,442.97	54,731.83		0.00	54,731.83	5,517,638.10	11.000%
Uruguay - USD	2,221.23	224,675.00	222,388.55	2,286.45		0.00	2,286.45	226,896.23	0.452%
Total government bonds	74,921.33	6,794,951.90	6,708,337.47	87,425.29		-810.86	86,614.43	6,869,873.23	13.695%
Government agencies									
Canada - USD	3,170.14	221,618.69	248,267.50	- 26,648.81		0.00	- 26,648.81	224,788.83	0.448%
Mexico - USD	4,496.33	216,139.15	177,188.75	38,950.40		0.00	38,950.40	220,635.48	0.440%
Total government agencies	7,666.47	437,757.84	425,456.25	12,301.59		0.00	12,301.59	445,424.31	0.888%
Corporate bonds									
Australia - USD	13,915.18	1,118,754.88	1,052,340.65	66,414.23		0.00	66,414.23	1,132,670.06	2.258%
Brazil - USD	2,507.29	127,166.49	152,989.50	- 25,823.01		0.00	- 25,823.01	129,673.78	0.259%
Canada - USD	10,961.71	541,623.64	556,762.50	- 15,138.86		0.00	- 15,138.86	552,585.35	1.102%

Portfolio Statement

31 DEC 2023

Account Name UFCW TRI-STATE PEN-LOOMIS Account number [REDACTED]

◆ Asset Summary

Page 4 of 270

Country	Accrued income/expense	Market value	Cost	Market	Unrealized gain/loss	Translation	Total	Market value incl. accruals	%
Fixed Income									
Corporate bonds									
China - USD	3,917.28	91,525.14	1,141,528.22	- 1,050,003.08		0.00	- 1,050,003.08	95,442.42	0.190%
France - USD	5,510.00	268,785.81	288,204.90	- 19,419.09		0.00	- 19,419.09	274,295.81	0.547%
Germany - USD	7,187.66	455,753.53	503,678.00	- 47,924.47		0.00	- 47,924.47	462,941.19	0.923%
Guatemala - USD	4,213.89	174,758.96	200,000.00	- 25,241.04		0.00	- 25,241.04	178,972.85	0.357%
Ireland - USD	5,402.29	410,837.23	412,038.00	- 1,200.77		0.00	- 1,200.77	416,239.52	0.830%
Israel - USD	18,567.22	1,234,214.61	1,282,810.75	- 48,596.14		0.00	- 48,596.14	1,252,781.83	2.497%
Japan - USD	4,496.53	183,913.14	197,200.00	- 13,286.86		0.00	- 13,286.86	188,409.67	0.376%
Luxembourg - USD	1,057.78	189,578.47	182,577.15	7,001.32		0.00	7,001.32	190,636.25	0.380%
Mexico - USD	10,866.05	583,804.47	586,107.75	- 2,303.28		0.00	- 2,303.28	594,670.52	1.186%
Nigeria - USD	1,000.00	173,548.00	200,000.00	- 26,452.00		0.00	- 26,452.00	174,548.00	0.348%
Norway - USD	5,533.33	275,836.63	296,824.50	- 20,987.87		0.00	- 20,987.87	281,369.96	0.561%
Peru - USD	425.35	15,547.11	25,000.00	- 9,452.89		0.00	- 9,452.89	15,972.46	0.032%
South Africa - USD	7,221.25	530,756.30	542,525.70	- 11,769.40		0.00	- 11,769.40	537,977.55	1.072%
Switzerland - USD	6,263.06	259,774.30	250,000.00	9,774.30		0.00	9,774.30	266,037.36	0.530%
United Kingdom - USD	14,336.12	1,065,749.60	1,155,807.72	- 90,058.12		0.00	- 90,058.12	1,080,085.72	2.153%
United States - EUR	511.67	111,957.54	99,849.66	7,877.41		4,230.47	12,107.88	112,469.21	0.224%
United States - USD	353,815.11	25,478,403.41	27,125,835.16	- 1,647,431.75		0.00	- 1,647,431.75	25,832,218.52	51.498%
Zambia - USD	2,902.78	169,969.00	216,500.00	- 46,531.00		0.00	- 46,531.00	172,871.78	0.345%
Total corporate bonds	480,611.55	33,462,258.26	36,468,580.16	- 3,010,552.37		4,230.47	- 3,006,321.90	33,942,869.81	67.667%
Corporate convertible bonds									
China - USD	2,119.09	8,695.20	27,886.78	- 19,191.58		0.00	- 19,191.58	10,814.29	0.022%
United States - USD	15,920.49	3,048,586.88	3,650,937.00	- 602,350.12		0.00	- 602,350.12	3,064,507.37	6.109%
Total corporate convertible bonds	18,039.58	3,057,282.08	3,678,823.78	- 621,541.70		0.00	- 621,541.70	3,075,321.66	6.131%

Portfolio Statement

31 DEC 2023

Account Name UFCW TRI-STATE PEN-LOOMIS Account number [REDACTED]

Page 5 of 270

◆ Asset Summary

Country	Accrued income/expense	Market value	Cost	Market	Unrealized gain/loss	Translation	Total	Market value incl. accruals	%
<i>Fixed Income</i>									
Government mortgage backed securities									
United States - USD	27.91	23,028.79	22,821.37	207.42		0.00	207.42	23,056.70	0.046%
Total government mortgage backed securities	27.91	23,028.79	22,821.37	207.42		0.00	207.42	23,056.70	0.046%
Commercial mortgage-backed									
United States - USD	4,855.92	1,420,211.77	1,675,890.87	- 255,679.10		0.00	- 255,679.10	1,425,067.69	2.841%
Total commercial mortgage-backed	4,855.92	1,420,211.77	1,675,890.87	- 255,679.10		0.00	- 255,679.10	1,425,067.69	2.841%
Asset backed securities									
United States - USD	1,773.13	557,194.88	581,269.70	- 24,074.82		0.00	- 24,074.82	558,968.01	1.114%
Total asset backed securities	1,773.13	557,194.88	581,269.70	- 24,074.82		0.00	- 24,074.82	558,968.01	1.114%
Non-government backed c.m.o.s									
United States - USD	1,239.60	916,933.04	963,627.24	- 46,694.20		0.00	- 46,694.20	918,172.64	1.830%
Total non-government backed c.m.o.s	1,239.60	916,933.04	963,627.24	- 46,694.20		0.00	- 46,694.20	918,172.64	1.830%
Total fixed income	589,135.49	46,669,618.56	50,524,806.84	- 3,858,607.89		3,419.61	- 3,855,188.28	47,258,754.05	94.213%
<i>All Other</i>									
Recoverable taxes									
Recoverable taxes	1,295.06	0.00	0.00	0.00		0.00	0.00	1,295.06	0.003%
Total recoverable taxes	1,295.06	0.00	0.00	0.00		0.00	0.00	1,295.06	0.003%
Total all other	1,295.06	0.00	0.00	0.00		0.00	0.00	1,295.06	0.003%

Portfolio Statement

31 DEC 2023

Account Name UFCW TRI-STATE PEN-LOOMIS Account number [REDACTED]

Page 6 of 270

◆ Asset Summary

Country	Accrued income/expense	Market value	Cost	Market	Unrealized gain/loss Translation	Total	Market value incl. accruals	%
<i>Cash and Cash Equivalents</i>								
Short term bills and notes								
United States - USD	0.00	1,591,628.17	1,588,210.72	3,417.45	0.00	3,417.45	1,591,628.17	3.173%
Total short term bills and notes	0.00	1,591,628.17	1,588,210.72	3,417.45	0.00	3,417.45	1,591,628.17	3.173%
Cash								
Cash	77.12	1,146.23	1,146.23	0.00	0.00	0.00	1,223.35	0.002%
Total cash	77.12	1,146.23	1,146.23	0.00	0.00	0.00	1,223.35	0.002%
Funds - short term investment								
United States - USD	3,988.39	1,081,145.88	1,081,145.88	0.00	0.00	0.00	1,085,134.27	2.163%
Total funds - short term investment	3,988.39	1,081,145.88	1,081,145.88	0.00	0.00	0.00	1,085,134.27	2.163%
Total cash and cash equivalents	4,065.51	2,673,920.28	2,670,502.83	3,417.45	0.00	3,417.45	2,677,985.79	5.339%
<i>Adjustments To Cash</i>								
Pending foreign exchange purchases								
Pending foreign exchange purchases	0.00	93,182.10	93,182.10	0.00	0.00	0.00	93,182.10	0.186%
Total pending foreign exchange purchases	0.00	93,182.10	93,182.10	0.00	0.00	0.00	93,182.10	0.186%
Pending foreign exchange sales								
Pending foreign exchange sales	0.00	- 94,188.26	- 93,182.10	0.00	-1,006.16	- 1,006.16	-94,188.26	- 0.188%
Total pending foreign exchange sales	0.00	- 94,188.26	- 93,182.10	0.00	-1,006.16	- 1,006.16	-94,188.26	- 0.188%
Pending trade purchases								
Pending trade purchases	0.00	- 248,677.97	- 248,677.97	0.00	0.00	0.00	-248,677.97	- 0.496%
Total pending trade purchases	0.00	- 248,677.97	- 248,677.97	0.00	0.00	0.00	-248,677.97	- 0.496%
Pending trade sales								
Pending trade sales	0.00	4,667.85	4,667.85	0.00	0.00	0.00	4,667.85	0.009%
Total pending trade sales	0.00	4,667.85	4,667.85	0.00	0.00	0.00	4,667.85	0.009%
Total adjustments to cash	0.00	- 245,016.28	- 244,010.12	0.00	-1,006.16	- 1,006.16	-245,016.28	- 0.488%

Portfolio Statement

31 DEC 2023

Account Name UFCW TRI-STATE PEN-LOOMIS
Account number [REDACTED]

Page 7 of 270

◆ Asset Summary

Country	Accrued income/expense	Market value	Cost	Unrealized gain/loss		Market value incl. accruals	%
				Market	Translation		

Adjustments To Cash

Pending trade sales

Total Unrealized Gains							1,044,635.20	
Total Unrealized Losses							- 5,054,399.06	
Total	597,684.28	49,564,112.65	53,573,876.51	- 4,012,177.31	2,413.45	- 4,009,763.86	50,161,796.93	100.000%

Total Cost incl. Accruals 54,171,560.79

Portfolio Statement

31 DEC 2023

Account Name UFCW TRI-STATE PEN-LOOMIS
Account number [REDACTED]

Page 8 of 270

◆ Asset Detail - Base Currency

Asset Detail		Base Currency	Unrealized gain/loss					
Description/Asset ID	Investment Mgr ID	Exchange rate/ Local market price	Accrued income/expense	Market value	Cost	Market	Translation	Total
Shares/PAR value								
Equities								
Common stock								
United States - USD								
BATTALION OIL CORP COM USD0.0001 SEDOL: BL1KDQ2								
309.00		9.6100000	0.00	2,969.49	50,893.75	- 47,924.26	0.00	- 47,924.26
Total USD			0.00	2,969.49	50,893.75	- 47,924.26	0.00	- 47,924.26
Total United States			0.00	2,969.49	50,893.75	- 47,924.26	0.00	- 47,924.26
Total Common Stock								
309.00			0.00	2,969.49	50,893.75	- 47,924.26	0.00	- 47,924.26
Convertible equity								
United States - USD								
BANK AMER CORP NON CUMULATIVE PERPETUAL CONV PFD SER L SEDOL: B2PB3Z7								
157.00		1,205.2800000	2,845.63	189,228.96	218,467.77	- 29,238.81	0.00	- 29,238.81
CLARIVATE PLC SEDOL: BM91P35								
2,464.00		38.3000000	0.00	94,371.20	151,881.71	- 57,510.51	0.00	- 57,510.51

Portfolio Statement

31 DEC 2023

Account Name UFCW TRI-STATE PEN-LOOMIS
Account number [REDACTED]

Page 9 of 270

◆ Asset Detail - Base Currency

Description/Asset ID		Exchange rate/ Local market price	Accrued income/expense	Market value	Cost	Unrealized gain/loss		Total
Investment Mgr ID	Shares/PAR value					Market	Translation	
Equities								
Convertible equity								
EL PASO ENERGY CAP TR I PFD CONV TR SECS4.75% SEDOL: 2208910								
	577.00	47.1000000	342.59	27,176.70	24,972.40	2,204.30	0.00	2,204.30
WELLS FARGO & CO NEW PERP PFD CONV CL A 7.5% SEDOL: B3KRSW9								
	127.00	1,195.6200000	0.00	151,843.74	176,361.33	- 24,517.59	0.00	- 24,517.59
Total USD								
			3,188.22	462,620.60	571,683.21	- 109,062.61	0.00	- 109,062.61
Total United States								
			3,188.22	462,620.60	571,683.21	- 109,062.61	0.00	- 109,062.61
Total Convertible Equity								
	3,325.00		3,188.22	462,620.60	571,683.21	- 109,062.61	0.00	- 109,062.61
Total Equities								
	3,634.00		3,188.22	465,590.09	622,576.96	- 156,986.87	0.00	- 156,986.87

Portfolio Statement

31 DEC 2023

Account Name UFCW TRI-STATE PEN-LOOMIS Account number [REDACTED]

Page 10 of 270

◆ Asset Detail - Base Currency

Description/Asset ID Investment Mgr ID Shares/PAR value	Exchange rate/ Local market price	Accrued income/expense	Market value	Cost	Unrealized gain/loss		Total
					Market	Translation	
Fixed Income							
Government bonds							
Brazil - BRL							
SECRETARIA TESOURO 10% GTD 01/01/29 BRL1000'F' SEDOL: BF4LY56							
1,748.00	1,045.6523864	0.00	376,276.43	358,706.09	18,174.04	- 603.70	17,570.34
Issue Date: 1 Jan 18 Rate: 10% Maturity Date: 1 Jan 29							
Total BRL		0.00	376,276.43	358,706.09	18,174.04	- 603.70	17,570.34
Total Brazil		0.00	376,276.43	358,706.09	18,174.04	- 603.70	17,570.34
Indonesia - IDR							
INDONESIA(REP OF) 6.375% BDS 15/08/2028 IDR SEDOL: BPK4YJ3							
1,996,000,000.00	99.8240000	3,121.56	129,407.48	135,235.60	- 979.77	- 4,848.35	- 5,828.12
Issue Date: 15 Aug 22 Rate: 6.375% Yield to Maturity: 6.417% Maturity Date: 15 Aug 28							
INDONESIA(REP OF) 6.875% BDS 15/04/2029 IDR SEDOL: BMGC003							
1,707,000,000.00	101.6122620	1,624.37	112,653.20	110,964.86	985.67	702.67	1,688.34
Issue Date: 15 Oct 23 Rate: 6.875% Yield to Maturity: 6.507% Maturity Date: 15 Apr 29							
Total IDR		4,745.93	242,060.68	246,200.46	5.90	- 4,145.68	- 4,139.78

Portfolio Statement

31 DEC 2023

Account Name UFCW TRI-STATE PEN-LOOMIS
Account number [REDACTED]

Page 11 of 270

◆ Asset Detail - Base Currency

Description/Asset ID Investment Mgr ID Shares/PAR value	Exchange rate/ Local market price	Accrued income/expense	Market value	Cost	Unrealized gain/loss		Total
					Market	Translation	
Fixed Income							
Government bonds							
Total Indonesia		4,745.93	242,060.68	246,200.46	5.90	- 4,145.68	- 4,139.78
Mexico - MXN							
MEXICO(UTD MEX ST) 7.5% GTD 26/05/2033 MXN100 SEDOL: BQXQSG8							
45,318.00	90.6440000	4,782.32	242,570.18	230,174.71	9,671.28	2,724.19	12,395.47
Issue Date: 8 Dec 22 Rate: 7.5% Yield to Maturity: 8.989% Maturity Date: 26 May 33							
Total MXN		4,782.32	242,570.18	230,174.71	9,671.28	2,724.19	12,395.47
Total Mexico		4,782.32	242,570.18	230,174.71	9,671.28	2,724.19	12,395.47
South Africa - ZAR							
SOUTH AFRICA(REPUBLIC OF) 8.875% 28/02/2035 SEDOL: BYY9RZ4							
5,325,000.00	84.5500000	8,708.55	246,194.81	242,424.69	2,555.79	1,214.33	3,770.12
Issue Date: 28 Feb 15 Rate: 8.875% Yield to Maturity: 11.345% Maturity Date: 28 Feb 35							
Total ZAR		8,708.55	246,194.81	242,424.69	2,555.79	1,214.33	3,770.12
Total South Africa		8,708.55	246,194.81	242,424.69	2,555.79	1,214.33	3,770.12

Portfolio Statement

31 DEC 2023

Account Name UFCW TRI-STATE PEN-LOOMIS Account number [REDACTED]

Page 12 of 270

Asset Detail - Base Currency

Description/Asset ID Investment Mgr ID Shares/PAR value	Exchange rate/ Local market price	Accrued income/expense	Market value	Cost	Unrealized gain/loss		Total
					Market	Translation	
Fixed Income							
Government bonds							
United States - USD							
UNITED STATES OF AMER TREAS BONDS 3% DUE08-15-2052 SEDOL: BQHM4F3							
675,000.00	82.1835940	7,648.78	554,739.26	576,175.58	- 21,436.32	0.00	- 21,436.32
Issue Date: 15 Aug 22 Rate: 3% Yield to Maturity: 4.057% Maturity Date: 15 Aug 52							
UNITED STATES OF AMER TREAS BONDS 4.0% 11-15-2042 SEDOL: BL56GP6							
2,615,000.00	97.5390620	13,506.04	2,550,646.47	2,695,514.07	- 144,867.60	0.00	- 144,867.60
Issue Date: 15 Nov 22 Rate: 4% Yield to Maturity: 4.189% Maturity Date: 15 Nov 42							
UNITED STATES OF AMER TREAS BONDS 4.0% 08-15-2053 SEDOL: BRT3QH7							
1,160,000.00	101.5625000	18,073.78	1,178,125.00	1,028,230.47	149,894.53	0.00	149,894.53
Issue Date: 15 Aug 23 Rate: 4.125% Yield to Maturity: 4.033% Maturity Date: 15 Aug 53							
UNITED STATES TREAS BDS DTD 00300 4.75% 11-15-2053 SEDOL: BRBS4M1							
315,000.00	112.6718750	1,931.97	354,916.41	338,108.20	16,808.21	0.00	16,808.21
Issue Date: 15 Nov 23 Rate: 4.75% Yield to Maturity: 4.017% Maturity Date: 15 Nov 53							
UNITED STATES TREAS BDS 4.5% 08-15-2043 SEDOL: BQC4SL8							
805,000.00	102.4531250	13,302.73	824,747.66	770,414.65	54,333.01	0.00	54,333.01
Issue Date: 15 Aug 23 Rate: 4.375% Yield to Maturity: 4.19% Maturity Date: 15 Aug 43							
Total USD							
		54,463.30	5,463,174.80	5,408,442.97	54,731.83	0.00	54,731.83

Portfolio Statement

31 DEC 2023

Account Name UFCW TRI-STATE PEN-LOOMIS
Account number [REDACTED]

Page 13 of 270

◆ Asset Detail - Base Currency

						Unrealized gain/loss		
Description/Asset ID	Investment Mgr ID	Exchange rate/ Local market price	Accrued income/expense	Market value	Cost	Market	Translation	Total
Shares/PAR value								
Fixed Income								
Government bonds								
Total United States			54,463.30	5,463,174.80	5,408,442.97	54,731.83	0.00	54,731.83
Uruguay - USD								
URUGUAY REP GLOBAL BD 8.25% DUE 05-21-2031 REG CUSIP: 917288BM3								
9,460,000.00		2.3750000	2,221.23	224,675.00	222,388.55	2,286.45	0.00	2,286.45
Issue Date: 21 May 21 Rate: 8.25% Yield to Maturity: 9.747% Maturity Date: 21 May 31								
Total USD			2,221.23	224,675.00	222,388.55	2,286.45	0.00	2,286.45
Total Uruguay			2,221.23	224,675.00	222,388.55	2,286.45	0.00	2,286.45
Total Government Bonds								
3,723,402,066.00			74,921.33	6,794,951.90	6,708,337.47	87,425.29	- 810.86	86,614.43
Government agencies								
Canada - USD								
ANTARES HLDGS LP 2.75% 01-15-2027 CUSIP: 03666HAD3								
250,000.00		88.6474740	3,170.14	221,618.69	248,267.50	- 26,648.81	0.00	- 26,648.81
Issue Date: 26 Jul 21 Rate: 2.75% Call Date: 15 Dec 26 Call Price: 100.00 Yield to Maturity: 6.951% Maturity Date: 15 Jan 27								

Portfolio Statement

31 DEC 2023

Account Name UFCW TRI-STATE PEN-LOOMIS Account number [REDACTED]

Page 14 of 270

Asset Detail - Base Currency

Description/Asset ID Investment Mgr ID Shares/PAR value	Exchange rate/ Local market price	Accrued income/expense	Market value	Cost	Unrealized gain/loss		Total
					Market	Translation	
Fixed Income							
Government agencies							
Total USD		3,170.14	221,618.69	248,267.50	- 26,648.81	0.00	- 26,648.81
Total Canada		3,170.14	221,618.69	248,267.50	- 26,648.81	0.00	- 26,648.81
Mexico - USD							
PEMEX PROJ FDG MASTER TR GTD BD 6.625% DUE 06-15-2035 REG SEDOL: B7GPR51							
110,000.00	76.7151400	323.89	84,386.65	71,056.25	13,330.40	0.00	13,330.40
Issue Date: 15 Dec 05 Rate: 6.625% Yield to Maturity: 10.099% Maturity Date: 15 Jun 35							
PETROLEOS 5.95% DUE 01-28-2031 CUSIP: 71654QDE9							
165,000.00	79.8500000	4,172.44	131,752.50	106,132.50	25,620.00	0.00	25,620.00
Issue Date: 28 Jul 20 Rate: 5.95% Yield to Maturity: 9.985% Maturity Date: 28 Jan 31							
Total USD		4,496.33	216,139.15	177,188.75	38,950.40	0.00	38,950.40
Total Mexico		4,496.33	216,139.15	177,188.75	38,950.40	0.00	38,950.40
Total Government Agencies							
525,000.00		7,666.47	437,757.84	425,456.25	12,301.59	0.00	12,301.59

Portfolio Statement

31 DEC 2023

Account Name UFCW TRI-STATE PEN-LOOMIS
Account number [REDACTED]

Page 15 of 270

◆ Asset Detail - Base Currency

Description/Asset ID Investment Mgr ID Shares/PAR value	Exchange rate/ Local market price	Accrued income/expense	Market value	Cost	Unrealized gain/loss		Total
					Market	Translation	
Fixed Income							
Corporate bonds							
Australia - USD							
GLENCORE FDG LLC NT 144A 6.5% 10-06-2033 SEDOL: BS29HY3							
365,000.00	109.2645710	5,601.74	398,815.68	363,060.85	35,754.83	0.00	35,754.83
Issue Date: 6 Oct 23 Rate: 6.5% Call Date: 6 Jul 33 Call Price: 100.00 Yield to Maturity: 5.273% Maturity Date: 6 Oct 33							
GLENCORE FDG LLC 2.5% DUE 09-01-2030 SEDOL: BMFSDD6							
80,000.00	86.0103340	666.67	68,808.27	64,834.10	3,974.17	0.00	3,974.17
Issue Date: 1 Sep 20 Rate: 2.5% Call Date: 1 Jun 30 Call Price: 100.00 Yield to Maturity: 4.99% Maturity Date: 1 Sep 30							
PVTPL FMG RESOURCES AUG 2006 4.375% DUE 04-01-2031 BEO CUSIP: 30251GBC0							
90,000.00	91.5499500	984.38	82,394.96	90,000.00	- 7,605.04	0.00	- 7,605.04
Issue Date: 25 Mar 21 Rate: 4.375% Call Date: 1 Jan 31 Call Price: 100.00 Yield to Maturity: 5.818% Maturity Date: 1 Apr 31							
PVTPL GLENCORE FDG LLC 5.7% DUE 05-08-2033/05-08-2023 BEO SEDOL: BQYLTL4							
205,000.00	103.9614240	1,720.29	213,120.92	201,080.80	12,040.12	0.00	12,040.12
Issue Date: 8 May 23 Rate: 5.7% Call Date: 8 Feb 33 Call Price: 100.00 Yield to Maturity: 5.16% Maturity Date: 8 May 33							
PVTPL GLENCORE FDG LLC 6.125% 10-06-2028 SEDOL: BS29L96							
170,000.00	104.8557340	2,458.51	178,254.75	169,272.40	8,982.35	0.00	8,982.35
Issue Date: 6 Oct 23 Rate: 6.125% Call Date: 6 Sep 28 Call Price: 100.00 Yield to Maturity: 4.967% Maturity Date: 6 Oct 28							

Portfolio Statement

31 DEC 2023

Account Name UFCW TRI-STATE PEN-LOOMIS
Account number [REDACTED]

Page 16 of 270

Asset Detail - Base Currency

Description/Asset ID Investment Mgr ID Shares/PAR value	Exchange rate/ Local market price	Accrued income/expense	Market value	Cost	Unrealized gain/loss		Total
					Market	Translation	
Fixed Income							
Corporate bonds							
PVTPL GLENCORE FDG LLC 6.375% 10-06-2030 SEDOL: BS29776							
165,000.00	107.4910890	2,483.59	177,360.30	164,092.50	13,267.80	0.00	13,267.80
Issue Date: 6 Oct 23 Rate: 6.375% Call Date: 6 Aug 30 Call Price: 100.00 Yield to Maturity: 5.052% Maturity Date: 6 Oct 30							
Total USD		13,915.18	1,118,754.88	1,052,340.65	66,414.23	0.00	66,414.23
Total Australia		13,915.18	1,118,754.88	1,052,340.65	66,414.23	0.00	66,414.23
Brazil - USD							
SUZANO AUSTRIA GMBH 3.75% DUE 01-15-2031BEO SEDOL: BLF7RQ7							
145,000.00	87.7010300	2,507.29	127,166.49	152,989.50	- 25,823.01	0.00	- 25,823.01
Issue Date: 14 Sep 20 Rate: 3.75% Call Date: 15 Oct 30 Call Price: 100.00 Yield to Maturity: 6.068% Maturity Date: 15 Jan 31							
Total USD		2,507.29	127,166.49	152,989.50	- 25,823.01	0.00	- 25,823.01
Total Brazil		2,507.29	127,166.49	152,989.50	- 25,823.01	0.00	- 25,823.01

Portfolio Statement

31 DEC 2023

Account Name UFCW TRI-STATE PEN-LOOMIS
Account number [REDACTED]

Page 17 of 270

Asset Detail - Base Currency

Description/Asset ID Investment Mgr ID Shares/PAR value	Exchange rate/ Local market price	Accrued income/expense	Market value	Cost	Unrealized gain/loss		Total
					Market	Translation	
Fixed Income							
Corporate bonds							
Canada - USD							
PVTPL FIRST QUANTUM MINERALS LTD 6.875% 03-01-2026 CUSIP: 335934AR6							
400,000.00	89.8930000	9,166.67	359,572.00	372,250.00	- 12,678.00	0.00	- 12,678.00
Issue Date: 27 Feb 18 Rate: 6.875% Call Date: 1 Mar 24 Call Price: 100.00 Yield to Maturity: 12.305% Maturity Date: 1 Mar 26							
PVTPL 1011778 B C NEW RED FIN 144A 4.375% 01-15-2028 CUSIP: 68245XAJ8							
55,000.00	95.5789600	307.47	52,568.43	50,937.50	1,630.93	0.00	1,630.93
Issue Date: 19 Nov 19 Rate: 4.375% Call Date: 15 Nov 24 Call Price: 100.00 Yield to Maturity: 5.611% Maturity Date: 15 Jan 28							
PVTPL 1011778 B C UNLIMITED LIABILITY CO 3.875% DUE 01-15-2028 CUSIP: 68245XAH2							
30,000.00	94.4470700	342.29	28,334.12	28,575.00	- 240.88	0.00	- 240.88
Issue Date: 24 Sep 19 Rate: 3.875% Call Date: 15 Sep 24 Call Price: 100.00 Yield to Maturity: 5.421% Maturity Date: 15 Jan 28							
PVTPL 1011778 B C UNLIMITED LIABILITY CO/NEW 4% DUE 10-15-2030 CUSIP: 68245XAM1							
35,000.00	89.6591200	295.56	31,380.69	35,000.00	- 3,619.31	0.00	- 3,619.31
Issue Date: 5 Oct 20 Rate: 4% Call Date: 15 Oct 25 Call Price: 102.00 Yield to Maturity: 5.866% Maturity Date: 15 Oct 30							
PVTPL 1011778 B C UNLIMITED LIABILITY CO/NEW 5.75% DUE 04-15-2025 CUSIP: 68245XAK5							
70,000.00	99.6691400	849.72	69,768.40	70,000.00	- 231.60	0.00	- 231.60
Issue Date: 7 Apr 20 Rate: 5.75% Yield to Maturity: 6.011% Maturity Date: 15 Apr 25							
Total USD		10,961.71	541,623.64	556,762.50	- 15,138.86	0.00	- 15,138.86

Portfolio Statement

31 DEC 2023

Account Name UFCW TRI-STATE PEN-LOOMIS Account number [REDACTED]

Page 18 of 270

Asset Detail - Base Currency

Description/Asset ID Investment Mgr ID Shares/PAR value	Exchange rate/ Local market price	Accrued income/expense	Market value	Cost	Unrealized gain/loss		Total
					Market	Translation	
Fixed Income							
Corporate bonds							
Total Canada		10,961.71	541,623.64	556,762.50	- 15,138.86	0.00	- 15,138.86
China - USD							
AGILE GROUP HLDG 5.5% 17/05/2026 SEDOL: BNW2K26							
200,000.00	12.6750000	1,344.44	25,350.00	139,000.00	- 113,650.00	0.00	- 113,650.00
Issue Date: 17 May 21 Rate: 5.5% Call Date: 17 May 24 Call Price: 102.75 Yield to Maturity: 131.544% Maturity Date: 17 May 26							
CFLD CAYMAN INVT 144A 2.5% 31/01/2031 SEDOL: 8AYPWDU							
111,930.00	3.3904150	2,572.84	3,794.89	35,422.62	- 31,627.73	0.00	- 31,627.73
Issue Date: 31 Jan 23 Rate: 2.5% Yield to Maturity: 95.406% Maturity Date: 31 Jan 31							
CFLD CAYMAN INVT 144A 31/01/2031 SEDOL: 1AYPWJU							
12,133.00	2.0213500	0.00	245.25	2,105.60	- 1,860.35	0.00	- 1,860.35
Issue Date: 31 Jan 23 Yield to Maturity: 73.296% Maturity Date: 31 Jan 31							
DEFAULTED CHINA EVERGRANDE GROUP 8.75% 28/06/2025 SEDOL: BYW5QD5							
200,000.00	1.2500000	0.00	2,500.00	129,500.00	- 127,000.00	0.00	- 127,000.00
Issue Date: 28 Jun 17 Maturity Date: 31 Dec 40							
DEFAULTED KAISA GROUP HOLDINGS LIMITED 9.375% GTD SNR NTS 30/06/24 SEDOL: BYW5T47							
400,000.00	3.2430000	0.00	12,972.00	180,500.00	- 167,528.00	0.00	- 167,528.00
Issue Date: 30 Jun 17 Maturity Date: 31 Dec 40							

Portfolio Statement

31 DEC 2023

Account Name UFCW TRI-STATE PEN-LOOMIS
Account number [REDACTED]

Page 19 of 270

◆ Asset Detail - Base Currency

Description/Asset ID Investment Mgr ID Shares/PAR value	Exchange rate/ Local market price	Accrued income/expense	Market value	Cost	Unrealized gain/loss		Total
					Market	Translation	
Fixed Income							
Corporate bonds							
DEFAULTED YUZHOU GROUP HOLDINGS COMPANY LTD 6.35% 13/01/2027 SEDOL: BM90HX6							
200,000.00	6.0000000	0.00	12,000.00	130,000.00	- 118,000.00	0.00	- 118,000.00
Issue Date: 13 Jan 21 Call Date: 13 Jan 25 Call Price: 102.00 Yield to Maturity: 169.138% Maturity Date: 31 Dec 40							
DEFAULTED YUZHOU GROUP HOLDINGS COMPANY LTD 7.375% 13/01/2026 SEDOL: BKKKZP9							
200,000.00	6.0680000	0.00	12,136.00	65,000.00	- 52,864.00	0.00	- 52,864.00
Issue Date: 13 Jan 20 Call Date: 13 Jan 24 Call Price: 103.00 Maturity Date: 31 Dec 40							
INDEFAULT SHIMAO GROUP HLDGS LTD SHIMAO 6.125% 21/02/2024 CUSIP: AX2128525							
200,000.00	3.5000000	0.00	7,000.00	112,000.00	- 105,000.00	0.00	- 105,000.00
Issue Date: 21 Feb 19 Maturity Date: 31 Dec 40							
SUNAC CHINA HLDGS PAY IN 30/09/2028 SEDOL: BR04WW6							
52,622.00	5.7500000	0.00	3,025.77	0.00	3,025.77	0.00	3,025.77
Issue Date: 30 Sep 23 Rate: 5.75% Yield to Maturity: 119.575% Maturity Date: 30 Sep 28							
SUNAC CHINA HLDGS PIK 144A 30/09/2030 SEDOL: BR04WH1							
24,724.00	5.2500000	0.00	1,298.01	0.00	1,298.01	0.00	1,298.01
Issue Date: 30 Sep 23 Rate: 6.25% Yield to Maturity: 118.887% Maturity Date: 30 Sep 30							

Portfolio Statement

31 DEC 2023

Account Name UFCW TRI-STATE PEN-LOOMIS
Account number [REDACTED]

Page 20 of 270

◆ Asset Detail - Base Currency

Description/Asset ID Investment Mgr ID Shares/PAR value	Base Currency Exchange rate/ Local market price	Accrued income/expense	Market value	Cost	Unrealized gain/loss		Total
					Market	Translation	
Fixed Income							
Corporate bonds							
SUNAC CHINA HLDGS 6.25% PIK 30/09/26 USD1000 SEDOL: BR04VZ2							
17,540.00	9.0000000	0.00	1,578.60	0.00	1,578.60	0.00	1,578.60
Issue Date: 20 Nov 23 Rate: 5.25% Yield to Maturity: 137.871% Maturity Date: 30 Sep 27							
SUNAC CHINA HLDGS 6.5% BDS 30/09/27 USD200000 SEDOL: BR04W48							
35,081.00	9.0600000	0.00	3,178.34	0.00	3,178.34	0.00	3,178.34
Issue Date: 30 Sep 23 Rate: 5.5% Yield to Maturity: 105.231% Maturity Date: 30 Sep 27							
SUNAC CHINA HLDGS 6% PIK 30/09/2025 USD1'144A SEDOL: BR04VX0							
17,540.00	11.5200000	0.00	2,020.61	172,000.00	- 169,979.39	0.00	- 169,979.39
Issue Date: 30 Sep 23 Rate: 5% Yield to Maturity: 192.853% Maturity Date: 30 Sep 26							
SUNAC CHINA HLDGS 6% PIK 30/09/2029 USD1000 SEDOL: BR04WB5							
52,622.00	6.7000000	0.00	3,525.67	0.00	3,525.67	0.00	3,525.67
Issue Date: 30 Sep 23 Rate: 6% Yield to Maturity: 100.36% Maturity Date: 30 Sep 29							
ZHENRO PROPERTIES 6.63% GTD SNR 07/01/26USD SEDOL: BMCPKB7							
200,000.00	0.4500000	0.00	900.00	176,000.00	- 175,100.00	0.00	- 175,100.00
Issue Date: 7 Jan 21 Maturity Date: 7 Jan 26							
Total USD							
		3,917.28	91,525.14	1,141,528.22	- 1,050,003.08	0.00	- 1,050,003.08

Portfolio Statement

31 DEC 2023

Account Name UFCW TRI-STATE PEN-LOOMIS
Account number [REDACTED]

Page 21 of 270

◆ Asset Detail - Base Currency

Description/Asset ID Investment Mgr ID Shares/PAR value	Exchange rate/ Local market price	Accrued income/expense	Market value	Cost	Unrealized gain/loss		Total
					Market	Translation	
Fixed Income							
Corporate bonds							
Total China		3,917.28	91,525.14	1,141,528.22	- 1,050,003.08	0.00	- 1,050,003.08
France - USD							
PVTPL CREDIT AGRICOLE S A TIER 2 4.0% DUE 01-10-2033 CUSIP: 225313AK1							
290,000.00	92.6847610	5,510.00	268,785.81	288,204.90	- 19,419.09	0.00	- 19,419.09
Issue Date: 10 Jan 18 Rate: 4% Call Date: 10 Jan 28 Call Price: 100.00 Yield to Maturity: 5.017% Maturity Date: 10 Jan 33							
Total USD		5,510.00	268,785.81	288,204.90	- 19,419.09	0.00	- 19,419.09
Total France		5,510.00	268,785.81	288,204.90	- 19,419.09	0.00	- 19,419.09
Germany - USD							
DEUTSCHE BK AG N Y BRANCH 3.729% DUE 01-14-2032/01-14-2021 REG SEDOL: BM9YRS3							
200,000.00	84.1116980	3,459.68	168,223.40	204,146.00	- 35,922.60	0.00	- 35,922.60
Issue Date: 14 Jan 21 Rate: 3.729% Call Date: 14 Oct 30 Call Price: 100.00 Yield to Maturity: 6.274% Maturity Date: 14 Jan 32							
DEUTSCHE BK AG N Y FLTG RT 3.547% DUE 09-18-2031 SEDOL: BM8TGN7							
150,000.00	87.8509540	1,522.25	131,776.43	150,000.00	- 18,223.57	0.00	- 18,223.57
Issue Date: 18 Sep 20 Rate: 3.547% Call Date: 18 Sep 30 Call Price: 100.00 Yield to Maturity: 5.498% Maturity Date: 18 Sep 31							

Portfolio Statement

31 DEC 2023

Account Name UFCW TRI-STATE PEN-LOOMIS
Account number [REDACTED]

Page 22 of 270

◆ Asset Detail - Base Currency

					Unrealized gain/loss		
Description/Asset ID	Exchange rate/ Local market price	Accrued income/expense	Market value	Cost	Market	Translation	Total
Investment Mgr ID							
Shares/PAR value							
Fixed Income							
Corporate bonds							
PVTP L ZF NORTH AMERICA CAPITAL INC 6.875% DUE 04-14-2028 SEDOL: BPK2903							
150,000.00	103.8358000	2,205.73	155,753.70	149,532.00	6,221.70	0.00	6,221.70
Issue Date: 14 Apr 23 Rate: 6.875% Call Date: 14 Mar 28 Call Price: 100.00 Yield to Maturity: 5.848% Maturity Date: 14 Apr 28							
<hr/>							
Total USD		7,187.66	455,753.53	503,678.00	- 47,924.47	0.00	- 47,924.47
<hr/>							
Total Germany		7,187.66	455,753.53	503,678.00	- 47,924.47	0.00	- 47,924.47
Guatemala - USD							
PVTP L CT TR GTD SR NT 5.125% 02-03-2032 SEDOL: BNT2JB1							
200,000.00	87.3794800	4,213.89	174,758.96	200,000.00	- 25,241.04	0.00	- 25,241.04
Issue Date: 3 Feb 22 Rate: 5.125% Yield to Maturity: 7.209% Maturity Date: 3 Feb 32							
<hr/>							
Total USD		4,213.89	174,758.96	200,000.00	- 25,241.04	0.00	- 25,241.04
<hr/>							
Total Guatemala		4,213.89	174,758.96	200,000.00	- 25,241.04	0.00	- 25,241.04

Portfolio Statement

31 DEC 2023

Account Name UFCW TRI-STATE PEN-LOOMIS Account number [REDACTED]

Page 23 of 270

Asset Detail - Base Currency

Description/Asset ID Investment Mgr ID Shares/PAR value	Base Currency	Exchange rate/ Local market price	Accrued income/expense	Market value	Cost	Unrealized gain/loss		Total
						Market	Translation	
Fixed Income								
Corporate bonds								
Ireland - USD								
AERCAP IRELAND CAP / GLOBA 3.3% DUE 01-30-2032 BEO SEDOL: BNVW1V3								
150,000.00		87.1328550	2,076.25	130,699.28	149,436.00	- 18,736.72	0.00	- 18,736.72
Issue Date: 29 Oct 21 Rate: 3.3% Call Date: 30 Oct 31 Call Price: 100.00 Yield to Maturity: 5.274% Maturity Date: 30 Jan 32								
AERCAP IRELAND CAP / GLOBA 3.0% DUE 10-29-2028 SEDOL: BNVW1T1								
150,000.00		91.3998810	775.00	137,099.82	149,727.00	- 12,627.18	0.00	- 12,627.18
Issue Date: 29 Oct 21 Rate: 3% Call Date: 29 Aug 28 Call Price: 100.00 Yield to Maturity: 5.025% Maturity Date: 29 Oct 28								
AERCAP IRELAND CAP 3.875% DUE 01-23-2028 SEDOL: BFNJ8W6								
150,000.00		95.3587550	2,551.04	143,038.13	112,875.00	30,163.13	0.00	30,163.13
Issue Date: 23 Jan 18 Rate: 3.875% Call Date: 23 Oct 27 Call Price: 100.00 Yield to Maturity: 5.154% Maturity Date: 23 Jan 28								
Total USD			5,402.29	410,837.23	412,038.00	- 1,200.77	0.00	- 1,200.77
Total Ireland			5,402.29	410,837.23	412,038.00	- 1,200.77	0.00	- 1,200.77
Israel - USD								
ENERGEAN ISRAEL FI 5.375% SNR 30/03/28 USD1000 SEDOL: BKP8KV9								
60,000.00		88.1294000	815.21	52,877.64	60,367.50	- 7,489.86	0.00	- 7,489.86
Issue Date: 24 Mar 21 Rate: 5.375% Call Date: 30 Sep 27 Call Price: 100.00 Yield to Maturity: 8.775% Maturity Date: 30 Mar 28								

Portfolio Statement

31 DEC 2023

Account Name UFCW TRI-STATE PEN-LOOMIS
Account number [REDACTED]

Page 24 of 270

◆ Asset Detail - Base Currency

Description/Asset ID Investment Mgr ID Shares/PAR value	Exchange rate/ Local market price	Accrued income/expense	Market value	Cost	Unrealized gain/loss		Total
					Market	Translation	
Fixed Income							
Corporate bonds							
ENERGEAN ISRAEL FI 5.875% BDS 30/03/31 USD1 SEDOL: BKP8KT7							
75,000.00	84.6724000	1,113.80	63,504.30	74,177.50	- 10,673.20	0.00	- 10,673.20
Issue Date: 24 Mar 21 Rate: 5.875% Yield to Maturity: 8.773% Maturity Date: 30 Mar 31							
LEVIATHAN BOND LTD 6.5% SNR SEC 30/06/2027 USD SEDOL: BMF1012							
95,000.00	94.3182000	3,104.65	89,602.29	95,000.00	- 5,397.71	0.00	- 5,397.71
Issue Date: 18 Aug 20 Rate: 6.5% Call Date: 30 Dec 26 Call Price: 100.00 Yield to Maturity: 8.406% Maturity Date: 30 Jun 27							
PVTPL LEVIATHAN BOND LTD 6.125% DUE 06-30-2025 BEO CUSIP: M6746GAB2							
65,000.00	97.2100000	2,001.68	63,186.50	65,000.00	- 1,813.50	0.00	- 1,813.50
Issue Date: 18 Aug 20 Rate: 6.125% Yield to Maturity: 8.134% Maturity Date: 30 Jun 25							
TEVA PHARMACEUTICAL INDST LTD 4.1% BDS 10-01-2046 USD2000 SEDOL: BD3GSZ6							
195,000.00	67.6871900	1,998.75	131,990.02	153,038.75	- 21,048.73	0.00	- 21,048.73
Issue Date: 21 Jul 16 Rate: 4.1% Yield to Maturity: 6.945% Maturity Date: 1 Oct 46							
TEVA 3.15% DUE 10-01-2026 SEDOL: BD3GT31							
755,000.00	92.5955300	5,945.63	699,096.25	686,477.00	12,619.25	0.00	12,619.25
Issue Date: 21 Jul 16 Rate: 3.15% Yield to Maturity: 6.108% Maturity Date: 1 Oct 26							

Portfolio Statement

31 DEC 2023

Account Name UFCW TRI-STATE PEN-LOOMIS
Account number [REDACTED]

Page 25 of 270

◆ Asset Detail - Base Currency

Description/Asset ID		Exchange rate/ Local market price	Accrued income/expense	Market value	Cost	Unrealized gain/loss		Total					
Investment Mgr ID	Shares/PAR value					Market	Translation						
Fixed Income													
Corporate bonds													
TEVA 6.15% DUE 02-01-2036 SEDOL: BMFDHC8													
	140,000.00	95.6840100	3,587.50	133,957.61	148,750.00	- 14,792.39	0.00	- 14,792.39					
Issue Date: 31 Jan 06 Rate: 6.15% Yield to Maturity: 6.674% Maturity Date: 1 Feb 36													
Total USD			18,567.22	1,234,214.61	1,282,810.75	- 48,596.14	0.00	- 48,596.14					
Total Israel			18,567.22	1,234,214.61	1,282,810.75	- 48,596.14	0.00	- 48,596.14					
Japan - USD													
SOFTBANK GROUP 4.625% 06/07/2028 SEDOL: BP2PM67													
	200,000.00	91.9565680	4,496.53	183,913.14	197,200.00	- 13,286.86	0.00	- 13,286.86					
Issue Date: 6 Jul 21 Rate: 4.625% Yield to Maturity: 6.717% Maturity Date: 6 Jul 28													
Total USD			4,496.53	183,913.14	197,200.00	- 13,286.86	0.00	- 13,286.86					
Total Japan			4,496.53	183,913.14	197,200.00	- 13,286.86	0.00	- 13,286.86					

Portfolio Statement

31 DEC 2023

Account Name UFCW TRI-STATE PEN-LOOMIS Account number [REDACTED]

Page 26 of 270

◆ Asset Detail - Base Currency

Description/Asset ID		Exchange rate/		Accrued		Unrealized gain/loss	
Investment Mgr ID	Shares/PAR value	Local market price		income/expense	Market value	Cost	
						Market	Translation
							Total
Fixed Income							
Corporate bonds							
Luxembourg - USD							
ARCELORMITTAL 6.8% DUE		11-29-2032	SEDOL: BPCPXG4				
175,000.00	108.3305560	1,057.78	189,578.47	182,577.15	7,001.32	0.00	7,001.32
Issue Date: 29 Nov 22 Rate: 6.8% Call Date: 29 Aug 32 Call Price: 100.00 Yield to Maturity: 5.599% Maturity Date: 29 Nov 32							
Total USD		1,057.78	189,578.47	182,577.15	7,001.32	0.00	7,001.32
Total Luxembourg		1,057.78	189,578.47	182,577.15	7,001.32	0.00	7,001.32
Mexico - USD							
PVTPL CEMEX S A B DE C V 5.2% DUE		09-17-2030	BEO CUSIP: 151290BX0				
230,000.00	96.3321800	3,455.11	221,564.01	230,000.00	- 8,435.99	0.00	- 8,435.99
Issue Date: 17 Sep 20 Rate: 5.2% Call Date: 17 Sep 25 Call Price: 102.60 Yield to Maturity: 5.866% Maturity Date: 17 Sep 30							
PVTPL CEMEX SAB DE CV 3.875% DUE 07-11-2031		BEO CUSIP: 151290BZ5					
405,000.00	89.4420900	7,410.94	362,240.46	356,107.75	6,132.71	0.00	6,132.71
Issue Date: 12 Jan 21 Rate: 3.875% Call Date: 11 Jul 26 Call Price: 101.93 Yield to Maturity: 5.612% Maturity Date: 11 Jul 31							
Total USD		10,866.05	583,804.47	586,107.75	- 2,303.28	0.00	- 2,303.28

Portfolio Statement

31 DEC 2023

Account Name UFCW TRI-STATE PEN-LOOMIS
Account number [REDACTED]

Page 27 of 270

◆ Asset Detail - Base Currency

Description/Asset ID Investment Mgr ID Shares/PAR value	Exchange rate/ Local market price	Accrued income/expense	Market value	Cost	Unrealized gain/loss		
					Market	Translation	Total
Fixed Income							
Corporate bonds							
Total Mexico		10,866.05	583,804.47	586,107.75	- 2,303.28	0.00	- 2,303.28
Nigeria - USD							
IHS HLDG LTD SR NT 144A 5.625% 11-29-2026 CUSIP: 44963HAA3							
200,000.00	86.7740000	1,000.00	173,548.00	200,000.00	- 26,452.00	0.00	- 26,452.00
Issue Date: 29 Nov 21 Rate: 5.625% Call Date: 29 Nov 24 Call Price: 101.40 Yield to Maturity: 11.048% Maturity Date: 29 Nov 26							
Total USD		1,000.00	173,548.00	200,000.00	- 26,452.00	0.00	- 26,452.00
Total Nigeria		1,000.00	173,548.00	200,000.00	- 26,452.00	0.00	- 26,452.00
Norway - USD							
PVTPL AKER BP ASA 4.0% DUE 01-15-2031 CUSIP: 00973RAJ2							
300,000.00	91.9455430	5,533.33	275,836.63	296,824.50	- 20,987.87	0.00	- 20,987.87
Issue Date: 30 Sep 20 Rate: 4% Call Date: 15 Oct 30 Call Price: 100.00 Yield to Maturity: 5.389% Maturity Date: 15 Jan 31							
Total USD		5,533.33	275,836.63	296,824.50	- 20,987.87	0.00	- 20,987.87
Total Norway		5,533.33	275,836.63	296,824.50	- 20,987.87	0.00	- 20,987.87

Portfolio Statement

31 DEC 2023

Account Name UFCW TRI-STATE PEN-LOOMIS
Account number [REDACTED]

Page 28 of 270

◆ Asset Detail - Base Currency

Description/Asset ID		Exchange rate/ Local market price	Accrued income/expense	Market value	Cost	Unrealized gain/loss		Total
Investment Mgr ID	Shares/PAR value					Market	Translation	
Fixed Income								
Corporate bonds								
Peru - USD								
PVTPL VOLCAN COMPANIA MINERA S A A 4.375% DUE 02-11-2026 BEO CUSIP: 92863UAB2								
	25,000.00	62.1884300	425.35	15,547.11	25,000.00	- 9,452.89	0.00	- 9,452.89
Issue Date: 11 Feb 21 Rate: 4.375% Call Date: 11 Feb 24 Call Price: 101.09 Yield to Maturity: 29.668% Maturity Date: 11 Feb 26								
Total USD			425.35	15,547.11	25,000.00	- 9,452.89	0.00	- 9,452.89
Total Peru			425.35	15,547.11	25,000.00	- 9,452.89	0.00	- 9,452.89
South Africa - USD								
PVTPL ANGLO AMERN CAP PLC SR NT 144A 4.5% DUE 03-15-2028 BEO CUSIP: 034863AU4								
	545,000.00	97.3864770	7,221.25	530,756.30	542,525.70	- 11,769.40	0.00	- 11,769.40
Issue Date: 15 Mar 18 Rate: 4.5% Call Date: 15 Dec 27 Call Price: 100.00 Yield to Maturity: 5.197% Maturity Date: 15 Mar 28								
Total USD			7,221.25	530,756.30	542,525.70	- 11,769.40	0.00	- 11,769.40
Total South Africa			7,221.25	530,756.30	542,525.70	- 11,769.40	0.00	- 11,769.40

Portfolio Statement

31 DEC 2023

Account Name UFCW TRI-STATE PEN-LOOMIS
Account number [REDACTED]

Page 29 of 270

Asset Detail - Base Currency

Description/Asset ID Investment Mgr ID Shares/PAR value	Exchange rate/ Local market price	Accrued income/expense	Market value	Cost	Unrealized gain/loss		Total
					Market	Translation	
Fixed Income							
Corporate bonds							
Switzerland - USD							
UBS GROUP AG 6.442% 08-11-2028 CUSIP: 225401AV0							
250,000.00	103.9097190	6,263.06	259,774.30	250,000.00	9,774.30	0.00	9,774.30
Issue Date: 12 Aug 22 Rate: 6.442% Call Date: 11 Aug 27 Call Price: 100.00 Yield to Maturity: 5.47% Maturity Date: 11 Aug 28							
Total USD		6,263.06	259,774.30	250,000.00	9,774.30	0.00	9,774.30
Total Switzerland		6,263.06	259,774.30	250,000.00	9,774.30	0.00	9,774.30
United Kingdom - USD							
BARCLAYS PLC FIXED 6.224% 05-09-2033 SEDOL: BQYLTG9							
200,000.00	103.9216900	1,798.04	207,843.38	200,000.00	7,843.38	0.00	7,843.38
Issue Date: 9 May 23 Rate: 6.224% Call Date: 9 May 33 Call Price: 100.00 Yield to Maturity: 5.716% Maturity Date: 9 May 34							
BARCLAYS PLC 3.564% DUE 09-23-2035 SEDOL: BMT6SN1							
300,000.00	85.8715170	2,910.60	257,614.55	300,000.00	- 42,385.45	0.00	- 42,385.45
Issue Date: 23 Sep 20 Rate: 3.564% Call Date: 23 Sep 30 Call Price: 100.00 Yield to Maturity: 5.185% Maturity Date: 23 Sep 35							
PVTPL ASHTEAD CAP INC 5.95% 10-15-2033 SEDOL: BM8K146							
200,000.00	102.0729030	2,512.22	204,145.81	194,232.00	9,913.81	0.00	9,913.81
Issue Date: 27 Jul 23 Rate: 5.95% Call Date: 15 Jul 33 Call Price: 100.00 Yield to Maturity: 5.67% Maturity Date: 15 Oct 33							

Portfolio Statement

31 DEC 2023

Account Name UFCW TRI-STATE PEN-LOOMIS
Account number [REDACTED]

Page 30 of 270

◆ Asset Detail - Base Currency

Description/Asset ID Investment Mgr ID Shares/PAR value	Exchange rate/ Local market price	Accrued income/expense	Market value	Cost	Unrealized gain/loss		
					Market	Translation	Total
<i>Fixed Income</i>							
Corporate bonds							
PVTPPL BRITISH AWYS PASS THRU CTFS 3.35% 12-15-2030 BEO CUSIP: 11043XAB9							
61,575.72	90.5489100	91.68	55,756.14	61,575.72	- 5,819.58	0.00	- 5,819.58
Issue Date: 25 Jul 19 Rate: 3.35% Yield to Maturity: 7.128% Maturity Date: 15 Dec 30							
PVTPPL STANDARD CHARTERED PLC 3.265% DUE 02-18-2036/11-18-2030 BEO CUSIP: 853254BU3							
200,000.00	81.9387990	2,412.47	163,877.60	200,000.00	- 36,122.40	0.00	- 36,122.40
Issue Date: 18 Nov 20 Rate: 3.265% Call Date: 18 Nov 30 Call Price: 100.00 Yield to Maturity: 5.301% Maturity Date: 18 Feb 36							
VIRGIN MEDIA FIN 5% DUE 07-15-2030 CUSIP: 92769VAJ8							
200,000.00	88.2560600	4,611.11	176,512.12	200,000.00	- 23,487.88	0.00	- 23,487.88
Issue Date: 11 Jun 20 Rate: 5% Call Date: 15 Jul 25 Call Price: 102.50 Yield to Maturity: 7.287% Maturity Date: 15 Jul 30							
Total USD		14,336.12	1,065,749.60	1,155,807.72	- 90,058.12	0.00	- 90,058.12
Total United Kingdom		14,336.12	1,065,749.60	1,155,807.72	- 90,058.12	0.00	- 90,058.12
United States - EUR							
NETFLIX INC MTN 3.625% 15/05/2027 SEDOL: 5A81VSU							
100,000.00	101.3511430	511.67	111,957.54	99,849.66	7,877.41	4,230.47	12,107.88
Issue Date: 2 May 17 Rate: 3.625% Yield to Maturity: 3.199% Maturity Date: 15 May 27							

Portfolio Statement

31 DEC 2023

Account Name UFCW TRI-STATE PEN-LOOMIS Account number [REDACTED]

Page 31 of 270

Asset Detail - Base Currency

Description/Asset ID		Exchange rate/ Local market price	Accrued income/expense	Market value	Cost	Unrealized gain/loss		Total
Investment Mgr ID	Shares/PAR value					Market	Translation	
Fixed Income								
Corporate bonds								
Total EUR			511.67	111,957.54	99,849.66	7,877.41	4,230.47	12,107.88
United States - USD								
AIR LEASE CORP FXD-RATE RESET NON CUM PERP 4.65% 12-31-2049 SEDOL: BMZ9QP2								
150,000.00	89.7619900	310.00	134,642.99	149,150.00	- 14,507.01	0.00		- 14,507.01
Issue Date: 2 Mar 21 Rate: 4.65% Call Date: 15 Jun 26 Call Price: 100.00 Yield to Maturity: 51.751% Maturity Date: 31 Dec 49								
AIR LEASE CORP 3.125% DUE 11-20-2030 BEO SEDOL: BMH30W7								
65,000.00	87.6221330	169.27	56,954.39	63,638.90	- 6,684.51	0.00		- 6,684.51
Issue Date: 24 Nov 20 Rate: 3.125% Call Date: 1 Sep 30 Call Price: 100.00 Yield to Maturity: 5.282% Maturity Date: 1 Dec 30								
ALBERTA ENERGY LTD 7.375% DUE 11-01-2031 SEDOL: 2835772								
20,000.00	110.2773410	245.83	22,055.47	26,235.60	- 4,180.13	0.00		- 4,180.13
Issue Date: 26 Oct 01 Rate: 7.375% Yield to Maturity: 5.727% Maturity Date: 1 Nov 31								
ALLEGY 5.875% DUE 12-01-2027 SEDOL: BJDRSJ5								
80,000.00	98.6470000	391.67	78,917.60	66,800.00	12,117.60	0.00		12,117.60
Issue Date: 22 Nov 19 Rate: 5.875% Call Date: 1 Dec 24 Call Price: 100.00 Yield to Maturity: 6.267% Maturity Date: 1 Dec 27								
ALLY FINANCIAL INC FIXED 4.7% DUE 12-31-2049 SEDOL: BN0ZM87								
160,000.00	67.8629000	960.89	108,580.64	160,280.00	- 51,699.36	0.00		- 51,699.36
Issue Date: 2 Jun 21 Rate: 4.7% Call Date: 15 May 28 Call Price: 100.00 Yield to Maturity: 6.943% Maturity Date: 31 Dec 49								

Portfolio Statement

31 DEC 2023

Account Name UFCW TRI-STATE PEN-LOOMIS
Account number [REDACTED]

Page 32 of 270

◆ Asset Detail - Base Currency

Description/Asset ID Investment Mgr ID Shares/PAR value	Exchange rate/ Local market price	Accrued income/expense	Market value	Cost	Unrealized gain/loss		Total
					Market	Translation	
<i>Fixed Income</i>							
Corporate bonds							
ALLY FINL INC FIXED 4.7% DUE 12-31-2049 SEDOL: BN7N9G1							
190,000.00	74.9441410	1,141.06	142,393.87	190,000.00	- 47,606.13	0.00	- 47,606.13
Issue Date: 22 Apr 21 Rate: 4.7% Call Date: 15 May 26 Call Price: 100.00 Yield to Maturity: 6.289% Maturity Date: 31 Dec 49							
ALLY FINL INC 8% DUE 11-01-2031 SEDOL: B3LVPV8							
326,000.00	109.6555040	4,346.67	357,476.94	315,497.01	41,979.93	0.00	41,979.93
Issue Date: 31 Dec 08 Rate: 8% Yield to Maturity: 6.411% Maturity Date: 1 Nov 31							
ALTA ENERGY LTD NT 8.125 DUE 09-15-2030 BEO SEDOL: 2687519							
20,000.00	112.8733510	478.47	22,574.67	26,750.00	- 4,175.33	0.00	- 4,175.33
Issue Date: 15 Sep 00 Rate: 8.125% Yield to Maturity: 5.78% Maturity Date: 15 Sep 30							
AMERICAN HOMES 4 RENT L P SR NT 2.375% 07-15-2031 SEDOL: BNKJ1L5							
25,000.00	82.5947700	273.79	20,648.69	24,628.25	- 3,979.56	0.00	- 3,979.56
Issue Date: 8 Jul 21 Rate: 2.375% Call Date: 15 Apr 31 Call Price: 100.00 Yield to Maturity: 5.192% Maturity Date: 15 Jul 31							
AMERICAN TOWER CORP NEW 5.9% 11-15-2033 SEDOL: BR1QY2							
190,000.00	106.0814590	3,300.72	201,554.77	189,333.10	12,221.67	0.00	12,221.67
Issue Date: 15 Sep 23 Rate: 5.9% Call Date: 15 Aug 33 Call Price: 100.00 Yield to Maturity: 5.107% Maturity Date: 15 Nov 33							

Portfolio Statement

31 DEC 2023

Account Name UFCW TRI-STATE PEN-LOOMIS
Account number [REDACTED]

Page 33 of 270

◆ Asset Detail - Base Currency

Description/Asset ID Investment Mgr ID Shares/PAR value	Exchange rate/ Local market price	Accrued income/expense	Market value	Cost	Unrealized gain/loss		Total
					Market	Translation	
Fixed Income							
Corporate bonds							
AMERN AIRLS 2017-2 FIXED 3.6% DUE 10-15-2029 SEDOL: BF7TTW9							
59,697.70	87.6305500	453.70	52,313.42	48,504.39	3,809.03	0.00	3,809.03
Issue Date: 14 Aug 17 Rate: 3.6% Yield to Maturity: 6.803% Maturity Date: 15 Apr 31							
ARROW ELECTRONICS INC NT 2.95% 02-15-2032 SEDOL: BPG9265							
15,000.00	84.6549370	167.17	12,698.24	12,289.95	408.29	0.00	408.29
Issue Date: 1 Dec 21 Rate: 2.95% Call Date: 15 Nov 31 Call Price: 100.00 Yield to Maturity: 5.297% Maturity Date: 15 Feb 32							
ASBURY AUTOMOTIVE GROUP INC 4.625% 11-15-2029 SEDOL: BP6MDQ1							
35,000.00	92.5896500	206.84	32,406.38	29,662.50	2,743.88	0.00	2,743.88
Issue Date: 19 Nov 21 Rate: 4.625% Call Date: 15 Nov 24 Call Price: 102.31 Yield to Maturity: 6.145% Maturity Date: 15 Nov 29							
ATHENE GLOBAL FDG MEDIUM TERM SR TRANCHE# TR 00784 2.55% 11-19-2030 SEDOL: BND8FL7							
65,000.00	82.5043780	193.38	53,627.85	64,954.50	- 11,326.65	0.00	- 11,326.65
Issue Date: 19 Nov 20 Rate: 2.55% Yield to Maturity: 5.65% Maturity Date: 19 Nov 30							
ATHENE HLDG LTD 3.5% DUE 01-15-2031 SEDOL: BNG1LR1							
55,000.00	88.1733090	887.64	48,495.32	54,194.25	- 5,698.93	0.00	- 5,698.93
Issue Date: 8 Oct 20 Rate: 3.5% Call Date: 15 Oct 30 Call Price: 100.00 Yield to Maturity: 5.551% Maturity Date: 15 Jan 31							

Portfolio Statement

31 DEC 2023

Account Name UFCW TRI-STATE PEN-LOOMIS
Account number [REDACTED]

Page 34 of 270

Asset Detail - Base Currency

Description/Asset ID Investment Mgr ID Shares/PAR value	Exchange rate/ Local market price	Accrued income/expense	Market value	Cost	Unrealized gain/loss		Total
					Market	Translation	
<i>Fixed Income</i>							
Corporate bonds							
ATHENE HLDG LTD 4.125% DUE 01-12-2028 SEDOL: BFW28L5							
250,000.00	95.3859550	4,841.15	238,464.89	249,615.00	- 11,150.11	0.00	- 11,150.11
Issue Date: 12 Jan 18 Rate: 4.125% Call Date: 12 Oct 27 Call Price: 100.00 Yield to Maturity: 5.412% Maturity Date: 12 Jan 28							
AUTONATION INC FIXED 4.75% DUE 06-01-2030 SEDOL: BMG4PG0							
20,000.00	96.6239830	79.17	19,324.80	19,895.80	- 571.00	0.00	- 571.00
Issue Date: 22 May 20 Rate: 4.75% Call Date: 1 Mar 30 Call Price: 100.00 Yield to Maturity: 5.378% Maturity Date: 1 Jun 30							
AUTONATION INC FLA SR NT 3.85% 03-01-2032 SEDOL: BQ0JXD2							
15,000.00	88.9911400	192.50	13,348.67	12,742.65	606.02	0.00	606.02
Issue Date: 28 Feb 22 Rate: 3.85% Call Date: 1 Dec 31 Call Price: 100.00 Yield to Maturity: 5.542% Maturity Date: 1 Mar 32							
AVNET INC 5.5% DUE 06-01-2032 SEDOL: BPSJJ84							
155,000.00	99.1399730	710.42	153,666.96	154,986.05	- 1,319.09	0.00	- 1,319.09
Issue Date: 23 May 22 Rate: 5.5% Call Date: 1 Mar 32 Call Price: 100.00 Yield to Maturity: 5.629% Maturity Date: 1 Jun 32							
BANK AMER CORP 5.015% DUE 07-22-2033/01-22-2023 BEO CUSIP: 06051GKY4							
10,000.00	99.0565350	221.50	9,905.65	9,856.80	48.85	0.00	48.85
Issue Date: 22 Jul 22 Rate: 5.015% Call Date: 22 Jul 32 Call Price: 100.00 Yield to Maturity: 5.14% Maturity Date: 22 Jul 33							

Portfolio Statement

31 DEC 2023

Account Name UFCW TRI-STATE PEN-LOOMIS
Account number [REDACTED]

Page 35 of 270

Asset Detail - Base Currency

Description/Asset ID Investment Mgr ID Shares/PAR value	Exchange rate/ Local market price	Accrued income/expense	Market value	Cost	Unrealized gain/loss		Total
					Market	Translation	
<i>Fixed Income</i>							
Corporate bonds							
BANK OF AMERICA CORPORATION 5.288% 04-25-2034 CUSIP: 06051GLH0							
40,000.00	100.5280100	387.79	40,211.20	40,000.00	211.20	0.00	211.20
Issue Date: 25 Apr 23 Rate: 5.288% Call Date: 25 Apr 33 Call Price: 100.00 Yield to Maturity: 5.22% Maturity Date: 25 Apr 34							
BANK OF AMERICA CORPORATION 5.872% 09-15-2034 SEDOL: BNNJDR2							
130,000.00	104.9411810	2,247.67	136,423.54	130,000.00	6,423.54	0.00	6,423.54
Issue Date: 15 Sep 23 Rate: 5.872% Call Date: 15 Mar 24 Call Price: 100.00 Yield to Maturity: 5.353% Maturity Date: 15 Sep 34							
BARINGS BDC INC FIXED 3.3% DUE 11-23-2026 SEDOL: BPBS728							
90,000.00	91.2392250	313.50	82,115.30	89,195.40	- 7,080.10	0.00	- 7,080.10
Issue Date: 23 May 22 Rate: 3.3% Call Date: 23 Oct 26 Call Price: 100.00 Yield to Maturity: 6.671% Maturity Date: 23 Nov 26							
BLACKSTONE SECD FIXED 2.125% DUE 02-15-2027 SEDOL: BQ7WQJ1							
340,000.00	88.9089490	2,729.44	302,290.43	335,909.80	- 33,619.37	0.00	- 33,619.37
Issue Date: 15 Feb 22 Rate: 2.125% Call Date: 15 Jan 27 Call Price: 100.00 Yield to Maturity: 6.071% Maturity Date: 15 Feb 27							
BLOCK INC SR NT 3.5% 06-01-2031 SEDOL: BLD7383							
55,000.00	88.7999200	160.42	48,839.96	55,000.00	- 6,160.04	0.00	- 6,160.04
Issue Date: 20 May 21 Rate: 3.5% Call Date: 1 Mar 31 Call Price: 100.00 Yield to Maturity: 5.347% Maturity Date: 1 Jun 31							

Portfolio Statement

31 DEC 2023

Account Name UFCW TRI-STATE PEN-LOOMIS
Account number [REDACTED]

Page 36 of 270

◆ Asset Detail - Base Currency

Description/Asset ID Investment Mgr ID Shares/PAR value	Exchange rate/ Local market price	Accrued income/expense	Market value	Cost	Unrealized gain/loss		Total
					Market	Translation	
<i>Fixed Income</i>							
Corporate bonds							
BLOCK 4.875% DUE 03-01-2028 SEDOL: BLK7881							
55,000.00	87.5000000	893.75	48,125.00	50,600.00	- 2,475.00	0.00	- 2,475.00
Issue Date: 25 Feb 20 Rate: 4.875% Call Date: 1 Mar 24 Call Price: 101.21 Yield to Maturity: 8.492% Maturity Date: 1 Mar 28							
BLUE OWL CAP CORP NT 2.625% 01-15-2027 SEDOL: BNDM348							
129,000.00	90.1080930	1,561.44	116,239.44	127,380.88	- 11,141.44	0.00	- 11,141.44
Issue Date: 26 Apr 21 Rate: 2.625% Call Date: 15 Dec 26 Call Price: 100.00 Yield to Maturity: 6.242% Maturity Date: 15 Jan 27							
BRIXMOR OPER 4.05% DUE 07-01-2030 SEDOL: BMC8VY6							
15,000.00	93.6341970	303.75	14,045.13	14,966.40	- 921.27	0.00	- 921.27
Issue Date: 10 Jun 20 Rate: 4.05% Call Date: 1 Apr 30 Call Price: 100.00 Yield to Maturity: 5.216% Maturity Date: 1 Jul 30							
BROADCOM INC 4.3% DUE 11-15-2032 BEO SEDOL: BKPVK30							
75,000.00	96.0446020	412.08	72,033.45	74,905.50	- 2,872.05	0.00	- 2,872.05
Issue Date: 8 May 20 Rate: 4.3% Call Date: 15 Aug 32 Call Price: 100.00 Yield to Maturity: 4.853% Maturity Date: 15 Nov 32							
CCO HLDGS LLC/CCO HLDGS CAP CORP 4.5% 05-01-2032 SEDOL: BMBVFS8							
10,000.00	85.6072800	75.00	8,560.73	8,700.00	- 139.27	0.00	- 139.27
Issue Date: 1 May 21 Rate: 4.5% Call Date: 1 May 26 Call Price: 102.25 Yield to Maturity: 6.787% Maturity Date: 1 May 32							

Portfolio Statement

31 DEC 2023

Account Name UFCW TRI-STATE PEN-LOOMIS
Account number [REDACTED]

Page 37 of 270

Asset Detail - Base Currency

Description/Asset ID Investment Mgr ID Shares/PAR value	Exchange rate/ Local market price	Accrued income/expense	Market value	Cost	Unrealized gain/loss		Total
					Market	Translation	
<i>Fixed Income</i>							
Corporate bonds							
CDW LLC/CDW FIN CORP 3.276% 12-01-2028 SEDOL: BPLVD63							
5,000.00	91.3860000	13.65	4,569.30	4,342.20	227.10	0.00	227.10
Issue Date: 1 Dec 21 Rate: 3.276% Call Date: 1 Oct 28 Call Price: 100.00 Yield to Maturity: 5.285% Maturity Date: 1 Dec 28							
CDW LLC/CDW FIN FIXED 3.569% DUE 12-01-2031 SEDOL: BPLVD52							
300,000.00	88.5510000	892.25	265,653.00	293,193.75	- 27,540.75	0.00	- 27,540.75
Issue Date: 1 Dec 21 Rate: 3.569% Call Date: 1 Sep 31 Call Price: 100.00 Yield to Maturity: 5.361% Maturity Date: 1 Dec 31							
CELANESE US HLDGS LLC 6.33% 07-15-2029 SEDOL: BP9RBL4							
50,000.00	104.8939300	1,459.42	52,446.97	49,816.75	2,630.22	0.00	2,630.22
Issue Date: 14 Jul 22 Rate: 6.33% Call Date: 15 May 29 Call Price: 100.00 Yield to Maturity: 5.299% Maturity Date: 15 Jul 29							
CELANESE US HLDGS LLC 6.379% 07-15-2032 SEDOL: BP9RBH0							
30,000.00	105.7449770	882.43	31,723.49	30,000.00	1,723.49	0.00	1,723.49
Issue Date: 14 Jul 22 Rate: 6.379% Call Date: 15 Apr 32 Call Price: 100.00 Yield to Maturity: 5.526% Maturity Date: 15 Jul 32							
CELANESE US HLDGS LLC 6.55% 11-15-2030 SEDOL: BMZ6BG9							
40,000.00	105.8560390	334.78	42,342.42	38,415.30	3,927.12	0.00	3,927.12
Issue Date: 24 Aug 23 Rate: 6.55% Call Date: 15 Sep 30 Call Price: 100.00 Yield to Maturity: 5.513% Maturity Date: 15 Nov 30							

Portfolio Statement

31 DEC 2023

Account Name UFCW TRI-STATE PEN-LOOMIS
Account number [REDACTED]

Page 38 of 270

◆ Asset Detail - Base Currency

Description/Asset ID Investment Mgr ID Shares/PAR value	Exchange rate/ Local market price	Accrued income/expense	Market value	Cost	Unrealized gain/loss		Total
					Market	Translation	
<i>Fixed Income</i>							
Corporate bonds							
CELANESE US HLDGS LLC 6.7% 11-15-2033 SEDOL: BRBDWD3							
130,000.00	108.8689000	1,112.94	141,529.57	124,986.20	16,543.37	0.00	16,543.37
Issue Date: 24 Aug 23 Rate: 6.7% Call Date: 15 Aug 33 Call Price: 100.00 Yield to Maturity: 5.522% Maturity Date: 15 Nov 33							
CENTENE CORP DEL FIXED 4.625% 12-15-2029 SEDOL: BMVQRX2							
55,000.00	95.8788500	113.06	52,733.37	48,748.80	3,984.57	0.00	3,984.57
Issue Date: 6 Dec 19 Rate: 4.625% Call Date: 15 Dec 24 Call Price: 102.31 Yield to Maturity: 5.443% Maturity Date: 15 Dec 29							
CENTENE CORP DEL SR NT 2.45% 07-15-2028 SEDOL: BP2Q6N5							
5,000.00	89.2350000	56.49	4,461.75	4,207.70	254.05	0.00	254.05
Issue Date: 1 Jul 21 Rate: 2.45% Call Date: 15 May 28 Call Price: 100.00 Yield to Maturity: 5.135% Maturity Date: 15 Jul 28							
CENTENE CORP DEL 2.5% 03-01-2031 SEDOL: BKP8G66							
210,000.00	83.2908850	1,750.00	174,910.86	206,996.40	- 32,085.54	0.00	- 32,085.54
Issue Date: 17 Feb 21 Rate: 2.5% Call Date: 1 Dec 30 Call Price: 100.00 Yield to Maturity: 5.333% Maturity Date: 1 Mar 31							
CENTENE CORP DEL 2.625% 08-01-2031 SEDOL: BL6LYW3							
160,000.00	83.2467090	1,750.00	133,194.73	160,000.00	- 26,805.27	0.00	- 26,805.27
Issue Date: 12 Aug 21 Rate: 2.625% Call Date: 1 May 31 Call Price: 100.00 Yield to Maturity: 5.338% Maturity Date: 1 Aug 31							

Portfolio Statement

31 DEC 2023

Account Name UFCW TRI-STATE PEN-LOOMIS
Account number [REDACTED]

Page 39 of 270

Asset Detail - Base Currency

Description/Asset ID		Exchange rate/		Accrued		Unrealized gain/loss			
Investment Mgr ID	Shares/PAR value	Local market price		income/expense	Market value	Cost	Market	Translation	Total
<hr/>									
<i>Fixed Income</i>									
<hr/>									
Corporate bonds									
<hr/>									
CENTENE CORP DEL 3.375% DUE 02-15-2030/05-06-2020 REG SEDOL: BMVX1F3									
20,000.00	89.6809900	255.00	17,936.20	16,863.55	1,072.65	0.00	1,072.65		
<hr/>									
Issue Date: 13 Feb 20 Rate: 3.375% Call Date: 15 Feb 25 Call Price: 101.68 Yield to Maturity: 5.373% Maturity Date: 15 Feb 30									
<hr/>									
CENTENE CORP DEL 3% DUE 10-15-2030 SEDOL: BKVDKR4									
5,000.00	86.6533440	31.67	4,332.67	3,966.85	365.82	0.00	365.82		
<hr/>									
Issue Date: 7 Oct 20 Rate: 3% Call Date: 15 Jul 30 Call Price: 100.00 Yield to Maturity: 5.369% Maturity Date: 15 Oct 30									
<hr/>									
CHARTER COMMUNICATIONS OPER LLC / SR SECD NT 3.95% 06-30-2062 CUSIP: 161175CG7									
365,000.00	63.1724240	7,248.80	230,579.35	362,028.90	- 131,449.55	0.00	- 131,449.55		
<hr/>									
Issue Date: 12 Oct 21 Rate: 3.95% Call Date: 30 Dec 61 Call Price: 100.00 Yield to Maturity: 6.597% Maturity Date: 30 Jun 62									
<hr/>									
CHARTER COMMUNICATIONS OPER LLC / SR SECD NT 4.4% 04-01-2033 SEDOL: BPCMGY4									
10,000.00	92.4050830	110.00	9,240.51	9,355.60	- 115.09	0.00	- 115.09		
<hr/>									
Issue Date: 15 Mar 22 Rate: 4.4% Call Date: 1 Jan 33 Call Price: 100.00 Yield to Maturity: 5.455% Maturity Date: 1 Apr 33									
<hr/>									
CHARTER COMMUNICATIONS OPER LLC/CHARTE 2.8% DUE 04-01-2031/04-17-2020 REG SEDOL: BMCJ8R1									
25,000.00	84.4886580	175.00	21,122.16	20,744.25	377.91	0.00	377.91		
<hr/>									
Issue Date: 17 Apr 20 Rate: 2.8% Call Date: 1 Jan 31 Call Price: 100.00 Yield to Maturity: 5.412% Maturity Date: 1 Apr 31									

Portfolio Statement

31 DEC 2023

Account Name UFCW TRI-STATE PEN-LOOMIS
Account number [REDACTED]

Page 40 of 270

Asset Detail - Base Currency

Description/Asset ID Investment Mgr ID Shares/PAR value	Exchange rate/ Local market price	Accrued income/expense	Market value	Cost	Unrealized gain/loss		Total
					Market	Translation	
<i>Fixed Income</i>							
Corporate bonds							
CHARTER 2.3% DUE 02-01-2032 SEDOL: BMF4PR2							
25,000.00	79.7101270	239.58	19,927.53	18,753.40	1,174.13	0.00	1,174.13
Issue Date: 4 Dec 20 Rate: 2.3% Call Date: 1 Nov 31 Call Price: 100.00 Yield to Maturity: 5.432% Maturity Date: 1 Feb 32							
CHARTER 6.484% DUE 10-23-2045 SEDOL: BYQ7R23							
130,000.00	98.5965550	1,592.18	128,175.52	130,000.00	- 1,824.48	0.00	- 1,824.48
Issue Date: 23 Oct 16 Rate: 6.484% Call Date: 23 Apr 45 Call Price: 100.00 Yield to Maturity: 6.605% Maturity Date: 23 Oct 45							
CHENIERE ENERGY FIXED 2.25% DUE 01-31-2032 SEDOL: BMZ3RL7							
60,000.00	85.2063300	817.92	51,123.80	49,184.25	1,939.55	0.00	1,939.55
Issue Date: 27 Sep 21 Rate: 3.25% Call Date: 31 Jan 27 Call Price: 101.62 Yield to Maturity: 5.543% Maturity Date: 31 Jan 32							
CHENIERE ENERGY FIXED 4% DUE 03-01-2031 SEDOL: BM8JV21							
240,000.00	90.7645500	3,200.00	217,834.92	211,198.70	6,636.22	0.00	6,636.22
Issue Date: 1 Sep 21 Rate: 4% Call Date: 1 Mar 26 Call Price: 102.00 Yield to Maturity: 5.579% Maturity Date: 1 Mar 31							
CNO FINL GROUP INC 5.25% DUE 05-30-2029 SEDOL: BJ5C4Z6							
115,000.00	98.7747570	519.90	113,590.97	115,000.00	- 1,409.03	0.00	- 1,409.03
Issue Date: 12 Jun 19 Rate: 5.25% Call Date: 28 Feb 29 Call Price: 100.00 Yield to Maturity: 5.513% Maturity Date: 30 May 29							

Portfolio Statement

31 DEC 2023

Account Name UFCW TRI-STATE PEN-LOOMIS
Account number [REDACTED]

Page 41 of 270

◆ Asset Detail - Base Currency

Description/Asset ID Investment Mgr ID Shares/PAR value	Exchange rate/ Local market price	Accrued income/expense	Market value	Cost	Unrealized gain/loss		Total
					Market	Translation	
Fixed Income							
Corporate bonds							
COMMSCOPE INC 7.125% DUE 07-01-2028 SEDOL: BM8MKY5							
10,000.00	47.5000000	356.25	4,750.00	10,025.23	- 5,275.23	0.00	- 5,275.23
Issue Date: 1 Jul 20 Rate: 7.125% Call Date: 1 Jul 24 Call Price: 101.78 Yield to Maturity: 28.551% Maturity Date: 1 Jul 28							
CORPORATE OFFICE PPTYS L P GTD SR NT 2.75% 04-15-2031 SEDOL: BMTYMJ9							
25,000.00	80.7905500	145.14	20,197.64	24,738.25	- 4,540.61	0.00	- 4,540.61
Issue Date: 11 Mar 21 Rate: 2.75% Call Date: 15 Jan 31 Call Price: 100.00 Yield to Maturity: 6.044% Maturity Date: 15 Apr 31							
CSC HLDGS LLC 4.125% DUE 12-01-2030 SEDOL: BM9LYP0							
200,000.00	76.0750000	687.50	152,150.00	142,500.00	9,650.00	0.00	9,650.00
Issue Date: 16 Jun 20 Rate: 4.125% Call Date: 1 Dec 25 Call Price: 102.06 Yield to Maturity: 8.814% Maturity Date: 1 Dec 30							
DCP MIDSTREAM OPER LP GTD SR NT 3.25% 02-15-2032 SEDOL: BP6MDL6							
160,000.00	86.4667000	1,964.44	138,346.72	160,256.25	- 21,909.53	0.00	- 21,909.53
Issue Date: 19 Nov 21 Rate: 3.25% Call Date: 15 Aug 31 Call Price: 100.00 Yield to Maturity: 5.322% Maturity Date: 15 Feb 32							
DELL INTL L L C/EMC CORP 5.75% 02-01-2033 SEDOL: BQ3PVK0							
10,000.00	105.4396940	239.58	10,543.97	9,894.80	649.17	0.00	649.17
Issue Date: 24 Jan 23 Rate: 5.75% Call Date: 1 Nov 32 Call Price: 100.00 Yield to Maturity: 4.997% Maturity Date: 1 Feb 33							

Portfolio Statement

31 DEC 2023

Account Name UFCW TRI-STATE PEN-LOOMIS
Account number [REDACTED]

Page 42 of 270

◆ Asset Detail - Base Currency

Description/Asset ID Investment Mgr ID Shares/PAR value	Exchange rate/ Local market price	Accrued income/expense	Market value	Cost	Unrealized gain/loss		Total
					Market	Translation	
<i>Fixed Income</i>							
Corporate bonds							
DILLARDS INC 7.75% DUE 07-15-2026 SEDOL: B8YS908							
400,000.00	103.9701330	14,294.44	415,880.53	379,000.00	36,880.53	0.00	36,880.53
Issue Date: 17 Jul 96 Rate: 7.75% Yield to Maturity: 6.041% Maturity Date: 15 Jul 26							
DILLARDS INC 7% DUE 12-01-2028 SEDOL: B2PLNS0							
250,000.00	103.7184260	1,458.33	259,296.07	231,250.00	28,046.07	0.00	28,046.07
Issue Date: 7 Dec 98 Rate: 7% Yield to Maturity: 6.112% Maturity Date: 1 Dec 28							
DISH DBS CORP 5.125% DUE 06-01-2029 SEDOL: BMDHSQ3							
295,000.00	51.5390000	1,259.90	152,040.05	291,656.25	- 139,616.20	0.00	- 139,616.20
Issue Date: 24 May 21 Rate: 5.125% Yield to Maturity: 20.249% Maturity Date: 1 Jun 29							
ENCANA CORP 6.5% DUE 02-01-2038 SEDOL: B29R1C4							
10,000.00	103.4177310	270.83	10,341.77	12,387.50	- 2,045.73	0.00	- 2,045.73
Issue Date: 4 Dec 07 Rate: 6.5% Yield to Maturity: 6.133% Maturity Date: 1 Feb 38							
ENCANA CORP 6.5% DUE 08-15-2034 SEDOL: B02DZ90							
140,000.00	105.9491510	3,437.78	148,328.81	179,313.95	- 30,985.14	0.00	- 30,985.14
Issue Date: 4 Aug 04 Rate: 6.5% Yield to Maturity: 5.743% Maturity Date: 15 Aug 34							

Portfolio Statement

31 DEC 2023

Account Name UFCW TRI-STATE PEN-LOOMIS
Account number [REDACTED]

Page 43 of 270

◆ Asset Detail - Base Currency

Description/Asset ID Investment Mgr ID Shares/PAR value	Exchange rate/ Local market price	Accrued income/expense	Market value	Cost	Unrealized gain/loss		Total
					Market	Translation	
Fixed Income							
Corporate bonds							
ENCANA CORP 6.625% DUE 08-15-2037 SEDOL: B23Y0M4							
40,000.00	103.7878440	1,001.11	41,515.14	50,406.25	- 8,891.11	0.00	- 8,891.11
Issue Date: 13 Aug 07 Rate: 6.625% Yield to Maturity: 6.208% Maturity Date: 15 Aug 37							
ENCOMPASS HEALTH CORP 4.75% DUE 02-01-2030 SEDOL: BK7CR30							
25,000.00	94.2332600	494.79	23,558.32	22,375.00	1,183.32	0.00	1,183.32
Issue Date: 18 Sep 19 Rate: 4.75% Call Date: 1 Feb 25 Call Price: 102.37 Yield to Maturity: 5.889% Maturity Date: 1 Feb 30							
ENERGY TRANSFER LP 5.75% DUE 02-15-2033 BEO SEDOL: BPLKW30							
10,000.00	103.1653000	217.22	10,316.53	9,988.40	328.13	0.00	328.13
Issue Date: 14 Dec 22 Rate: 5.75% Call Date: 15 Nov 32 Call Price: 100.00 Yield to Maturity: 5.307% Maturity Date: 15 Feb 33							
ENLINK MIDSTREAM 5.45% DUE 06-01-2047 SEDOL: BDVJS80							
80,000.00	87.2500000	363.33	69,800.00	79,984.80	- 10,184.80	0.00	- 10,184.80
Issue Date: 11 May 17 Rate: 5.45% Call Date: 1 Dec 46 Call Price: 100.00 Yield to Maturity: 6.518% Maturity Date: 1 Jun 47							
EPR PROPERTIES 3.6% DUE 11-15-2031 BEO SEDOL: BLFK4F4							
40,000.00	83.0795630	184.00	33,231.83	39,669.60	- 6,437.77	0.00	- 6,437.77
Issue Date: 27 Oct 21 Rate: 3.6% Call Date: 15 Aug 31 Call Price: 100.00 Yield to Maturity: 6.363% Maturity Date: 15 Nov 31							

Portfolio Statement

31 DEC 2023

Account Name UFCW TRI-STATE PEN-LOOMIS
Account number [REDACTED]

Page 44 of 270

◆ Asset Detail - Base Currency

Description/Asset ID Investment Mgr ID Shares/PAR value	Exchange rate/ Local market price	Accrued income/expense	Market value	Cost	Unrealized gain/loss		Total
					Market	Translation	
<i>Fixed Income</i>							
Corporate bonds							
EQT CORP 7% DUE 02-01-2030 SEDOL: BKKL239							
115,000.00	107.3240000	3,354.17	123,422.60	120,474.35	2,948.25	0.00	2,948.25
Issue Date: 21 Jan 20 Rate: 7% Call Date: 1 Nov 29 Call Price: 100.00 Yield to Maturity: 5.564% Maturity Date: 1 Feb 30							
EQT MIDSTREAM PARTNERS L P 5.5% 07-15-2028 SEDOL: BFXXB07							
80,000.00	99.0649400	2,028.89	79,251.95	79,266.92	- 14.97	0.00	- 14.97
Issue Date: 25 Jun 18 Rate: 5.5% Call Date: 15 Apr 28 Call Price: 100.00 Yield to Maturity: 5.736% Maturity Date: 15 Jul 28							
EVERI HLDGS INC 5% DUE 07-15-2029 SEDOL: BNG7C32							
15,000.00	91.0077190	345.83	13,651.16	15,000.00	- 1,348.84	0.00	- 1,348.84
Issue Date: 15 Jul 21 Rate: 5% Call Date: 15 Jul 24 Call Price: 102.50 Yield to Maturity: 6.983% Maturity Date: 15 Jul 29							
EXPEDIA GROUP INC SR NT 2.95% 03-15-2031 CUSIP: 30212PBH7							
110,000.00	88.1604730	955.47	96,976.52	102,356.30	- 5,379.78	0.00	- 5,379.78
Issue Date: 3 Mar 21 Rate: 2.95% Call Date: 15 Dec 30 Call Price: 100.00 Yield to Maturity: 4.919% Maturity Date: 15 Mar 31							
EXPEDIA GROUP INC 3.25% DUE 02-15-2030 SEDOL: BLTZ2F1							
255,000.00	91.8021090	3,130.83	234,095.38	227,243.57	6,851.81	0.00	6,851.81
Issue Date: 15 Feb 20 Rate: 3.25% Call Date: 15 Nov 29 Call Price: 100.00 Yield to Maturity: 4.809% Maturity Date: 15 Feb 30							

Portfolio Statement

31 DEC 2023

Account Name UFCW TRI-STATE PEN-LOOMIS
Account number [REDACTED]

Page 45 of 270

Asset Detail - Base Currency

Description/Asset ID Investment Mgr ID Shares/PAR value	Exchange rate/ Local market price	Accrued income/expense	Market value	Cost	Unrealized gain/loss		Total
					Market	Translation	
Fixed Income							
Corporate bonds							
FID NATL FINL INC FIXED 4.5% DUE 08-15-2028 SEDOL: BKDZTM6							
300,000.00	97.4378100	5,100.00	292,313.43	297,756.00	- 5,442.57	0.00	- 5,442.57
Issue Date: 15 Feb 19 Rate: 4.5% Call Date: 15 May 28 Call Price: 100.00 Yield to Maturity: 5.127% Maturity Date: 15 Aug 28							
GARTNER INC 3.75% DUE 10-01-2030 SEDOL: BL6L5F3							
100,000.00	88.3960800	937.50	88,396.08	98,325.00	- 9,928.92	0.00	- 9,928.92
Issue Date: 28 Sep 20 Rate: 3.75% Call Date: 1 Oct 25 Call Price: 101.87 Yield to Maturity: 5.853% Maturity Date: 1 Oct 30							
GATX CORP 5.45% 09-15-2033 SEDOL: BQPF841							
135,000.00	100.8019010	2,166.38	136,082.57	134,924.25	1,158.32	0.00	1,158.32
Issue Date: 3 May 23 Rate: 5.45% Call Date: 15 Jun 33 Call Price: 100.00 Yield to Maturity: 5.342% Maturity Date: 15 Sep 33							
GATX CORP 6.05% 03-15-2034 SEDOL: BRQP591							
5,000.00	103.9495360	94.95	5,197.48	4,983.75	213.73	0.00	213.73
Issue Date: 8 Sep 23 Rate: 6.05% Call Date: 15 Dec 33 Call Price: 100.00 Yield to Maturity: 5.537% Maturity Date: 15 Mar 34							
GEN MTRS FINL CO 5.75% DUE 12-31-2049 SEDOL: BFB5M57							
5,000.00	88.7000010	72.67	4,435.00	5,287.50	- 852.50	0.00	- 852.50
Issue Date: 20 Sep 17 Rate: 5.75% Call Date: 30 Sep 27 Call Price: 100.00 Yield to Maturity: 6.489% Maturity Date: 31 Dec 49							

Portfolio Statement

31 DEC 2023

Account Name UFCW TRI-STATE PEN-LOOMIS
Account number [REDACTED]

Page 46 of 270

◆ Asset Detail - Base Currency

Description/Asset ID Investment Mgr ID Shares/PAR value	Exchange rate/ Local market price	Accrued income/expense	Market value	Cost	Unrealized gain/loss		Total
					Market	Translation	
<i>Fixed Income</i>							
Corporate bonds							
GENERAL MOTORS CO 5.6% DUE 10-15-2032 BEO SEDOL: BQHM3Y5							
10,000.00	102.4582460	118.22	10,245.82	9,563.20	682.62	0.00	682.62
Issue Date: 2 Aug 22 Rate: 5.6% Call Date: 15 Jul 32 Call Price: 100.00 Yield to Maturity: 5.246% Maturity Date: 15 Oct 32							
GENERAL MTRS CO 5.4% 04-01-2048 SEDOL: BD93Q91							
105,000.00	91.6943570	1,416.75	96,279.07	118,252.36	- 21,973.29	0.00	- 21,973.29
Issue Date: 7 Aug 17 Rate: 5.4% Call Date: 1 Oct 47 Call Price: 100.00 Yield to Maturity: 6.057% Maturity Date: 1 Apr 48							
GENERAL MTRS CO 5.95% DUE 04-01-2049 SEDOL: BGLRQ81							
140,000.00	98.2576260	2,082.50	137,560.68	167,954.93	- 30,394.25	0.00	- 30,394.25
Issue Date: 10 Sep 18 Rate: 5.95% Call Date: 1 Oct 48 Call Price: 100.00 Yield to Maturity: 6.085% Maturity Date: 1 Apr 49							
GENERAL MTRS FINL CO INC 5.7% 12-31-2049 SEDOL: BLNPMQ8							
10,000.00	92.3704000	144.08	9,237.04	11,312.50	- 2,075.46	0.00	- 2,075.46
Issue Date: 16 Sep 20 Rate: 5.7% Call Date: 30 Sep 30 Call Price: 100.00 Yield to Maturity: 6.175% Maturity Date: 31 Dec 49							
GENERAL MTRS FINL CO INC 6.4% 01-09-2033 SEDOL: BQ3PV99							
5,000.00	106.6282440	152.89	5,331.41	5,187.05	144.36	0.00	144.36
Issue Date: 9 Jan 23 Rate: 6.4% Call Date: 9 Oct 32 Call Price: 100.00 Yield to Maturity: 5.46% Maturity Date: 9 Jan 33							

Portfolio Statement

31 DEC 2023

Account Name UFCW TRI-STATE PEN-LOOMIS
Account number [REDACTED]

Page 47 of 270

◆ Asset Detail - Base Currency

Description/Asset ID		Exchange rate/ Local market price	Accrued income/expense	Market value	Cost	Unrealized gain/loss		Total
Investment Mgr ID	Shares/PAR value					Market	Translation	
Fixed Income								
Corporate bonds								
GLOBAL PAYMENTS INC 5.4% DUE 08-15-2032 BEO SEDOL: BP6L0F6								
	80,000.00	101.1802790	1,632.00	80,944.22	78,747.85	2,196.37	0.00	2,196.37
Issue Date: 22 Aug 22 Rate: 5.4% Call Date: 15 May 32 Call Price: 100.00 Yield to Maturity: 5.227% Maturity Date: 15 Aug 32								
GLOBAL PMTS INC 2.9% 11-15-2031 SEDOL: BMHYKF3								
	20,000.00	85.6775030	74.11	17,135.50	15,290.90	1,844.60	0.00	1,844.60
Issue Date: 22 Nov 21 Rate: 2.9% Call Date: 15 Aug 31 Call Price: 100.00 Yield to Maturity: 5.132% Maturity Date: 15 Nov 31								
GLP CAPITAL LP/FIN II 3.25% 01-15-2032 SEDOL: BPNXM93								
	55,000.00	84.4252300	824.24	46,433.88	54,656.80	- 8,222.92	0.00	- 8,222.92
Issue Date: 13 Dec 21 Rate: 3.25% Call Date: 15 Oct 31 Call Price: 100.00 Yield to Maturity: 5.689% Maturity Date: 15 Jan 32								
GOLDMAN SACHS GROUP INC 3.102% 02-24-2033 SEDOL: BN95VC5								
	15,000.00	85.9657200	164.15	12,894.86	12,705.60	189.26	0.00	189.26
Issue Date: 24 Jan 22 Rate: 3.102% Call Date: 24 Feb 32 Call Price: 100.00 Yield to Maturity: 5.034% Maturity Date: 24 Feb 33								
HCA INC 2.375% DUE 07-15-2031 BEO SEDOL: BND8HY4								
	15,000.00	82.5309360	164.27	12,379.64	11,912.40	467.24	0.00	467.24
Issue Date: 30 Jun 21 Rate: 2.375% Call Date: 15 Apr 31 Call Price: 100.00 Yield to Maturity: 5.204% Maturity Date: 15 Jul 31								

Portfolio Statement

31 DEC 2023

Account Name UFCW TRI-STATE PEN-LOOMIS
Account number [REDACTED]

Page 48 of 270

Asset Detail - Base Currency

Description/Asset ID Investment Mgr ID Shares/PAR value	Exchange rate/ Local market price	Accrued income/expense	Market value	Cost	Unrealized gain/loss		Total
					Market	Translation	
<i>Fixed Income</i>							
Corporate bonds							
HCA INC 4.125% 06-15-2029 SEDOL: BKKDGV1							
320,000.00	95.6071490	586.67	305,942.88	337,512.42	- 31,569.54	0.00	- 31,569.54
Issue Date: 12 Jun 19 Rate: 4.125% Call Date: 15 Mar 29 Call Price: 100.00 Yield to Maturity: 5.055% Maturity Date: 15 Jun 29							
HCA INC 5.5% DUE 06-01-2033 SEDOL: BQPF7W2							
85,000.00	101.7344720	389.58	86,474.30	85,153.20	1,321.10	0.00	1,321.10
Issue Date: 4 May 23 Rate: 5.5% Call Date: 1 Mar 33 Call Price: 100.00 Yield to Maturity: 5.263% Maturity Date: 1 Jun 33							
HERCULES CAP INC SR NT 3.375% 01-20-2027 SEDOL: BNK9030							
90,000.00	91.0511980	1,358.44	81,946.08	89,353.80	- 7,407.72	0.00	- 7,407.72
Issue Date: 20 Jan 22 Rate: 3.375% Call Date: 20 Dec 26 Call Price: 100.00 Yield to Maturity: 6.656% Maturity Date: 20 Jan 27							
HERCULES INC 6.5% DUE 06-30-2029 SEDOL: B06F2S0							
275,000.00	93.6000000	4,518.40	257,400.00	236,500.00	20,900.00	0.00	20,900.00
Issue Date: 30 Sep 04 Rate: 6.5% Yield to Maturity: 7.947% Maturity Date: 30 Jun 29							
HESS MIDSTREAM OPERATIONS LP SR NT 144A 4.25% 02-15-2030 SEDOL: BM9STG7							
35,000.00	92.0000000	561.94	32,200.00	35,000.00	- 2,800.00	0.00	- 2,800.00
Issue Date: 5 Aug 21 Rate: 4.25% Call Date: 15 Feb 25 Call Price: 102.12 Yield to Maturity: 5.819% Maturity Date: 15 Feb 30							

Portfolio Statement

31 DEC 2023

Account Name UFCW TRI-STATE PEN-LOOMIS
Account number [REDACTED]

Page 49 of 270

◆ Asset Detail - Base Currency

Description/Asset ID Investment Mgr ID Shares/PAR value	Exchange rate/ Local market price	Accrued income/expense	Market value	Cost	Unrealized gain/loss		Total
					Market	Translation	
<i>Fixed Income</i>							
Corporate bonds							
HUB INTL LTD 7.25% DUE 06-15-2030 SEDOL: BQKRVC1							
90,000.00	105.6230000	290.00	95,060.70	90,000.00	5,060.70	0.00	5,060.70
Issue Date: 20 Jun 23 Rate: 7.25% Call Date: 15 Jun 26 Call Price: 103.62 Yield to Maturity: 6.18% Maturity Date: 15 Jun 30							
ICAHN ENTERPRISES FIXED 4.75% 09-15-2024 SEDOL: BLPTF92							
190,000.00	99.3887000	2,657.36	188,838.53	180,442.62	8,395.91	0.00	8,395.91
Issue Date: 6 Sep 19 Rate: 4.75% Call Date: 15 Jun 24 Call Price: 100.00 Yield to Maturity: 5.628% Maturity Date: 15 Sep 24							
ICAHN ENTERPRISES L P / ICAHN ENTERPRISE 6.25% DUE 05-15-2026 BEO SEDOL: BJ11SH7							
70,000.00	95.3997600	559.03	66,779.83	69,168.75	- 2,388.92	0.00	- 2,388.92
Issue Date: 10 May 19 Rate: 6.25% Call Date: 15 May 24 Call Price: 100.00 Yield to Maturity: 8.419% Maturity Date: 15 May 26							
ICAHN ENTERPRISES LP/CORP 5.25% DUE 05-15-2027 SEDOL: BLGSGV7							
105,000.00	90.0006390	704.38	94,500.67	95,912.50	- 1,411.83	0.00	- 1,411.83
Issue Date: 12 Dec 19 Rate: 5.25% Call Date: 15 Nov 26 Call Price: 100.00 Yield to Maturity: 8.728% Maturity Date: 15 May 27							
INGERSOLL RAND INC 5.7% DUE 08-14-2033 SEDOL: BRF5C24							
15,000.00	105.8647530	325.38	15,879.71	14,885.10	994.61	0.00	994.61
Issue Date: 14 Aug 23 Rate: 5.7% Call Date: 14 May 33 Call Price: 100.00 Yield to Maturity: 4.926% Maturity Date: 14 Aug 33							

Portfolio Statement

31 DEC 2023

Account Name UFCW TRI-STATE PEN-LOOMIS Account number [REDACTED]

Page 50 of 270

Asset Detail - Base Currency

Description/Asset ID		Base Currency		Unrealized gain/loss			
Investment Mgr ID	Exchange rate/	Accrued					
Shares/PAR value	Local market price	income/expense	Market value	Cost	Market	Translation	Total
<hr/>							
<i>Fixed Income</i>							
<hr/>							
Corporate bonds							
<hr/>							
IPALCO ENTERPRISES INC 4.25% DUE 05-01-2030 REG SEDOL: BL9YNL1							
50,000.00	92.4810770	354.17	46,240.54	49,954.50	- 3,713.96	0.00	- 3,713.96
<hr/>							
Issue Date: 1 May 21 Rate: 4.25% Call Date: 1 Feb 30 Call Price: 100.00 Yield to Maturity: 5.677% Maturity Date: 1 May 30							
<hr/>							
JBS USA/FOOD/FINANCE 3.0% 02-02-2029 SEDOL: BMZ6DZ2							
55,000.00	87.9311300	682.92	48,362.12	54,101.30	- 5,739.18	0.00	- 5,739.18
<hr/>							
Issue Date: 2 Aug 23 Rate: 3% Call Date: 2 Dec 28 Call Price: 100.00 Yield to Maturity: 5.768% Maturity Date: 2 Feb 29							
<hr/>							
JBS USA/FOOD/FINANCE 3.75% 12-01-2031 SEDOL: BLGYSD1							
65,000.00	86.2665300	203.13	56,073.24	65,131.25	- 9,058.01	0.00	- 9,058.01
<hr/>							
Issue Date: 1 Jun 23 Rate: 3.75% Call Date: 1 Dec 26 Call Price: 101.87 Yield to Maturity: 5.948% Maturity Date: 1 Dec 31							
<hr/>							
JEFFERIES FINL GROUP INC 5.875% 07-21-2028 SEDOL: BPK76C9							
120,000.00	102.6306160	3,133.33	123,156.74	119,324.40	3,832.34	0.00	3,832.34
<hr/>							
Issue Date: 21 Jul 23 Rate: 5.875% Call Date: 21 Jun 28 Call Price: 100.00 Yield to Maturity: 5.218% Maturity Date: 21 Jul 28							
<hr/>							
JETBLUE AIRWAYS CORPORATION 4.0% 11-15-2032 SEDOL: BMD7VT7							
172,793.13	91.6469300	883.17	158,359.60	172,793.13	- 14,433.53	0.00	- 14,433.53
<hr/>							
Issue Date: 17 Aug 20 Rate: 4% Yield to Maturity: 5.72% Maturity Date: 15 Nov 32							

Portfolio Statement

31 DEC 2023

Account Name UFCW TRI-STATE PEN-LOOMIS
Account number [REDACTED]

Page 51 of 270

◆ Asset Detail - Base Currency

Description/Asset ID Investment Mgr ID Shares/PAR value	Exchange rate/ Local market price	Accrued income/expense	Market value	Cost	Unrealized gain/loss		Total
					Market	Translation	
Fixed Income							
Corporate bonds							
LAMAR MEDIA CORP 3.75%	02-15-2028	SEDOL: BMXWTN2					
90,000.00	93.9868130	1,556.25	84,588.13	79,325.00	5,263.13	0.00	5,263.13
Issue Date: 15 Jul 20 Rate: 3.75% Call Date: 15 Feb 24 Call Price: 100.93 Yield to Maturity: 5.393% Maturity Date: 15 Feb 28							
LAMAR MEDIA CORP 4.0%	02-15-2030	SEDOL: BNG4385					
90,000.00	91.8480600	160.00	82,663.25	80,100.00	2,563.25	0.00	2,563.25
Issue Date: 15 Oct 20 Rate: 4% Call Date: 15 Feb 25 Call Price: 102.00 Yield to Maturity: 5.588% Maturity Date: 15 Feb 30							
LITHIA MTRS INC SR NT 144A 3.875%	06-01-2029	SEDOL: BM9BQR6					
155,000.00	90.3053770	500.52	139,973.33	141,256.25	- 1,282.92	0.00	- 1,282.92
Issue Date: 27 May 21 Rate: 3.875% Call Date: 1 Jun 24 Call Price: 101.93 Yield to Maturity: 5.995% Maturity Date: 1 Jun 29							
MARATHON OIL CORP 6.8% DUE 03-15-2032	SEDOL: BBMT8K7						
10,000.00	108.3855450	200.22	10,838.55	10,421.30	417.25	0.00	417.25
Issue Date: 4 Mar 02 Rate: 6.8% Call Date: 14 Mar 32 Call Price: 100.00 Yield to Maturity: 5.514% Maturity Date: 15 Mar 32							
MARRIOTT INTL INC NEW 4.625% DUE	06-15-2030	REG SEDOL: BMXNHJ7					
80,000.00	98.2715670	164.44	78,617.25	79,503.20	- 885.95	0.00	- 885.95
Issue Date: 1 Jun 20 Rate: 4.625% Call Date: 15 Mar 30 Call Price: 100.00 Yield to Maturity: 4.94% Maturity Date: 15 Jun 30							

Portfolio Statement

31 DEC 2023

Account Name UFCW TRI-STATE PEN-LOOMIS
Account number [REDACTED]

Page 52 of 270

Asset Detail - Base Currency

Description/Asset ID Investment Mgr ID Shares/PAR value	Exchange rate/ Local market price	Accrued income/expense	Market value	Cost	Unrealized gain/loss		Total
					Market	Translation	
<i>Fixed Income</i>							
Corporate bonds							
MARVELL TECHNOLOGY INC 2.95% 04-15-2031 SEDOL: BMW4QC7							
80,000.00	87.5287530	498.22	70,023.00	79,848.80	- 9,825.80	0.00	- 9,825.80
Issue Date: 12 Apr 21 Rate: 2.95% Call Date: 15 Jan 31 Call Price: 100.00 Yield to Maturity: 5.011% Maturity Date: 15 Apr 31							
MARVELL TECHNOLOGY INC 5.95% DUE 09-15-2033 SEDOL: BN4JMW9							
15,000.00	106.3044980	255.35	15,945.67	14,902.20	1,043.47	0.00	1,043.47
Issue Date: 18 Sep 23 Rate: 5.95% Call Date: 15 Jun 33 Call Price: 100.00 Yield to Maturity: 5.116% Maturity Date: 15 Sep 33							
MICRON TECH INC 4.663% DUE 02-15-2030 CUSIP: 595112BQ5							
450,000.00	97.7475720	7,927.10	439,864.07	486,684.05	- 46,819.98	0.00	- 46,819.98
Issue Date: 12 Jul 19 Rate: 4.663% Call Date: 15 Nov 29 Call Price: 100.00 Yield to Maturity: 5.094% Maturity Date: 15 Feb 30							
MICRON TECHNOLOGY INC 2.703% 04-15-2032 SEDOL: BMDGZ69							
15,000.00	84.1205170	85.60	12,618.08	11,665.20	952.88	0.00	952.88
Issue Date: 1 Nov 21 Rate: 2.703% Call Date: 15 Jan 32 Call Price: 100.00 Yield to Maturity: 5.071% Maturity Date: 15 Apr 32							
MICRON TECHNOLOGY INC 5.875% 09-15-2033 SEDOL: BN6QCG2							
325,000.00	104.1502640	5,622.05	338,488.36	323,391.25	15,097.11	0.00	15,097.11
Issue Date: 11 Apr 23 Rate: 5.875% Call Date: 15 Jun 33 Call Price: 100.00 Yield to Maturity: 5.321% Maturity Date: 15 Sep 33							

Portfolio Statement

31 DEC 2023

Account Name UFCW TRI-STATE PEN-LOOMIS
Account number [REDACTED]

Page 53 of 270

◆ Asset Detail - Base Currency

Description/Asset ID Investment Mgr ID Shares/PAR value	Exchange rate/ Local market price	Accrued income/expense	Market value	Cost	Unrealized gain/loss		Total
					Market	Translation	
<i>Fixed Income</i>							
Corporate bonds							
MOLINA HEALTHCARE INC SR NT 144A 3.875% 05-15-2032 SEDOL: BL0PD68							
90,000.00	87.4131800	445.63	78,671.86	84,262.50	- 5,590.64	0.00	- 5,590.64
Issue Date: 16 Nov 21 Rate: 3.875% Call Date: 15 Feb 32 Call Price: 100.00 Yield to Maturity: 5.791% Maturity Date: 15 May 32							
MOLINA HEALTHCARE 4.375% DUE 06-15-2028 SEDOL: BMXTM34							
35,000.00	94.6178300	68.06	33,116.24	31,062.50	2,053.74	0.00	2,053.74
Issue Date: 2 Jun 20 Rate: 4.375% Call Date: 15 Jun 24 Call Price: 101.09 Yield to Maturity: 5.759% Maturity Date: 15 Jun 28							
MORGAN STANLEY 6.342% 10-18-2033 CUSIP: 61747Y7Y7							
10,000.00	108.0223520	128.60	10,802.24	10,819.80	- 17.56	0.00	- 17.56
Issue Date: 18 Oct 22 Rate: 6.342% Call Date: 18 Oct 32 Call Price: 100.00 Yield to Maturity: 5.281% Maturity Date: 18 Oct 33							
MOTOROLA SOLUTIONS INC SR NT 5.6% 06-01-2032 SEDOL: BK93946							
10,000.00	103.1912470	46.67	10,319.12	9,937.60	381.52	0.00	381.52
Issue Date: 31 May 22 Rate: 5.6% Call Date: 1 Mar 32 Call Price: 100.00 Yield to Maturity: 5.128% Maturity Date: 1 Jun 32							
NAVIENT CORP 5.875% DUE 10-25-2024 SEDOL: BSHZY90							
5,000.00	99.9780900	53.85	4,998.90	4,287.50	711.40	0.00	711.40
Issue Date: 6 Nov 14 Rate: 5.875% Yield to Maturity: 5.89% Maturity Date: 25 Oct 24							

Portfolio Statement

31 DEC 2023

Account Name UFCW TRI-STATE PEN-LOOMIS
Account number [REDACTED]

Page 54 of 270

◆ Asset Detail - Base Currency

Description/Asset ID Investment Mgr ID Shares/PAR value	Exchange rate/ Local market price	Accrued income/expense	Market value	Cost	Unrealized gain/loss		Total
					Market	Translation	
<i>Fixed Income</i>							
Corporate bonds							
NAVIENT CORP 5% DUE 03-15-2027 SEDOL: BL97KP3							
150,000.00	96.5349100	2,208.33	144,802.37	128,860.47	15,941.90	0.00	15,941.90
Issue Date: 27 Jan 20 Rate: 5% Call Date: 15 Sep 26 Call Price: 100.00 Yield to Maturity: 6.203% Maturity Date: 15 Mar 27							
NAVIENT CORP 6.75% 06-15-2026 CUSIP: 63938CAJ7							
10,000.00	101.5156000	30.00	10,151.56	8,700.00	1,451.56	0.00	1,451.56
Issue Date: 11 Jun 18 Rate: 6.75% Yield to Maturity: 6.076% Maturity Date: 15 Jun 26							
NCL CORP LTD SR SECD NT 144A 5.875% 02-15-2027 CUSIP: 62886HBE0							
70,000.00	99.1488000	1,553.61	69,404.16	70,000.00	- 595.84	0.00	- 595.84
Issue Date: 18 Feb 22 Rate: 5.875% Call Date: 15 Feb 24 Call Price: 102.93 Yield to Maturity: 6.175% Maturity Date: 15 Feb 27							
NCL CORP LTD 5.875% DUE 03-15-2026 SEDOL: BMB5SR0							
95,000.00	97.6281450	1,643.37	92,746.74	95,000.00	- 2,253.26	0.00	- 2,253.26
Issue Date: 18 Dec 20 Rate: 5.875% Call Date: 15 Dec 25 Call Price: 100.00 Yield to Maturity: 7.046% Maturity Date: 15 Mar 26							
NETFLIX INC FIXED 6.37% 05-15-2029 CUSIP: 64110LAX4							
60,000.00	108.7184000	488.75	65,231.04	70,906.25	- 5,675.21	0.00	- 5,675.21
Issue Date: 26 Oct 18 Rate: 6.375% Yield to Maturity: 4.528% Maturity Date: 15 May 29							

Portfolio Statement

31 DEC 2023

Account Name UFCW TRI-STATE PEN-LOOMIS
Account number [REDACTED]

Page 55 of 270

◆ Asset Detail - Base Currency

Description/Asset ID Investment Mgr ID Shares/PAR value	Exchange rate/ Local market price	Accrued income/expense	Market value	Cost	Unrealized gain/loss		Total
					Market	Translation	
<i>Fixed Income</i>							
Corporate bonds							
NETFLIX INC 5.875% DUE 11-15-2028 SEDOL: BJRDX72							
90,000.00	105.2835000	675.63	94,755.15	94,556.25	198.90	0.00	198.90
Issue Date: 26 Apr 18 Rate: 5.875% Yield to Maturity: 4.65% Maturity Date: 15 Nov 28							
NORDSON CORP SR NT 5.8% 09-15-2033 SEDOL: BQBBGK5							
20,000.00	106.5216390	348.00	21,304.33	19,943.00	1,361.33	0.00	1,361.33
Issue Date: 13 Sep 23 Rate: 5.8% Call Date: 15 Jun 33 Call Price: 100.00 Yield to Maturity: 4.945% Maturity Date: 15 Sep 33							
NRG ENERGY INC 4.45% DUE 06-15-2029 SEDOL: BJJP149							
120,000.00	94.4254840	237.33	113,310.58	129,198.90	- 15,888.32	0.00	- 15,888.32
Issue Date: 28 May 19 Rate: 4.45% Call Date: 15 Mar 29 Call Price: 100.00 Yield to Maturity: 5.65% Maturity Date: 15 Jun 29							
OAKTREE SPECIALTY LENDING CORP 2.7% DUE 01-15-2027 BEO SEDOL: BMCXWB5							
45,000.00	89.4410530	560.25	40,248.47	44,874.00	- 4,625.53	0.00	- 4,625.53
Issue Date: 18 May 21 Rate: 2.7% Call Date: 15 Dec 26 Call Price: 100.00 Yield to Maturity: 6.583% Maturity Date: 15 Jan 27							
ONEMAIN FIN CORP SR NT 3.5% 01-15-2027 SEDOL: BP7L9D6							
35,000.00	92.5446700	564.86	32,390.63	31,681.25	709.38	0.00	709.38
Issue Date: 22 Jun 21 Rate: 3.5% Call Date: 15 Jan 24 Call Price: 101.75 Yield to Maturity: 6.225% Maturity Date: 15 Jan 27							

Portfolio Statement

31 DEC 2023

Account Name UFCW TRI-STATE PEN-LOOMIS
Account number [REDACTED]

Page 56 of 270

◆ Asset Detail - Base Currency

Description/Asset ID Investment Mgr ID Shares/PAR value	Exchange rate/ Local market price	Accrued income/expense	Market value	Cost	Unrealized gain/loss		Total
					Market	Translation	
<i>Fixed Income</i>							
Corporate bonds							
ONEMAIN FIN CORP 4% DUE 09-15-2030 SEDOL: BMQ83Q8							
145,000.00	85.5591200	1,707.78	124,060.72	135,289.60	- 11,228.88	0.00	- 11,228.88
Issue Date: 17 Dec 20 Rate: 4% Call Date: 15 Sep 25 Call Price: 102.00 Yield to Maturity: 6.706% Maturity Date: 15 Sep 30							
ONEMAIN FINANCIAL CORPORATION 3.875% 09-15-2028 SEDOL: BL6L3Z9							
15,000.00	88.4879900	171.15	13,273.20	11,812.50	1,460.70	0.00	1,460.70
Issue Date: 11 Aug 21 Rate: 3.875% Call Date: 15 Sep 24 Call Price: 101.93 Yield to Maturity: 6.767% Maturity Date: 15 Sep 28							
OWL ROCK CAP CORP 2.875% 06-11-2028 SEDOL: BKP8VG1							
185,000.00	88.0105150	295.49	162,819.45	172,810.35	- 9,990.90	0.00	- 9,990.90
Issue Date: 11 Jun 21 Rate: 2.875% Call Date: 11 Apr 28 Call Price: 100.00 Yield to Maturity: 5.983% Maturity Date: 11 Jun 28							
OWL ROCK TECHNOLOGY FIN CORP NT 2.5% 01-15-2027 SEDOL: BMFZLV1							
170,000.00	87.3400720	1,959.72	148,478.12	168,306.80	- 19,828.68	0.00	- 19,828.68
Issue Date: 14 Jun 21 Rate: 2.5% Call Date: 15 Dec 26 Call Price: 100.00 Yield to Maturity: 7.204% Maturity Date: 15 Jan 27							
PAC GAS & ELEC CO FIXED 4.55% DUE 07-01-2030 SEDOL: BMT6J1							
10,000.00	95.2268980	227.50	9,522.69	9,139.70	382.99	0.00	382.99
Issue Date: 2 Jul 20 Rate: 4.55% Call Date: 1 Jan 30 Call Price: 100.00 Yield to Maturity: 5.43% Maturity Date: 1 Jul 30							

Portfolio Statement

31 DEC 2023

Account Name UFCW TRI-STATE PEN-LOOMIS
Account number [REDACTED]

Page 57 of 270

◆ Asset Detail - Base Currency

Description/Asset ID Investment Mgr ID Shares/PAR value	Exchange rate/ Local market price	Accrued income/expense	Market value	Cost	Unrealized gain/loss		Total
					Market	Translation	
<i>Fixed Income</i>							
Corporate bonds							
PACIFIC GAS & ELEC CO 3.25% DUE 06-01-2031 REG SEDOL: BN93077							
70,000.00	86.7443260	189.58	60,721.03	69,851.60	- 9,130.57	0.00	- 9,130.57
Issue Date: 11 Mar 21 Rate: 3.25% Call Date: 1 Mar 31 Call Price: 100.00 Yield to Maturity: 5.444% Maturity Date: 1 Jun 31							
PACIFIC GAS & ELECTRIC 4.3% 03-15-2045 SEDOL: BT6SJF8							
55,000.00	78.5163160	696.36	43,183.97	53,791.23	- 10,607.26	0.00	- 10,607.26
Issue Date: 6 Nov 14 Rate: 4.3% Call Date: 15 Sep 44 Call Price: 100.00 Yield to Maturity: 6.121% Maturity Date: 15 Mar 45							
PANCANADIAN PETE 7.2% DUE 11-01-2031 SEDOL: B3CTX73							
5,000.00	108.6615880	60.00	5,433.08	6,437.50	- 1,004.42	0.00	- 1,004.42
Issue Date: 5 Nov 01 Rate: 7.2% Yield to Maturity: 5.807% Maturity Date: 1 Nov 31							
PILGRIMS PRIDE CORP 3.5% 03-01-2032 SEDOL: BNDVMQ0							
55,000.00	84.5420000	641.67	46,498.10	54,049.15	- 7,551.05	0.00	- 7,551.05
Issue Date: 1 Sep 22 Rate: 3.5% Call Date: 1 Sep 26 Call Price: 101.75 Yield to Maturity: 5.911% Maturity Date: 1 Mar 32							
PILGRIMS PRIDE CORP 4.25% DUE 04-15-2031 SEDOL: BNDVPS3							
30,000.00	90.3222150	269.17	27,096.66	25,050.00	2,046.66	0.00	2,046.66
Issue Date: 15 Oct 22 Rate: 4.25% Call Date: 15 Apr 26 Call Price: 102.12 Yield to Maturity: 5.9% Maturity Date: 15 Apr 31							

Portfolio Statement

31 DEC 2023

Account Name UFCW TRI-STATE PEN-LOOMIS
Account number [REDACTED]

Page 58 of 270

Asset Detail - Base Currency

Description/Asset ID Investment Mgr ID Shares/PAR value	Exchange rate/ Local market price	Accrued income/expense	Market value	Cost	Unrealized gain/loss		Total
					Market	Translation	
Fixed Income							
Corporate bonds							
PLAINS ALL AMERN PIPELINE L P/PAA FIN 3.8% DUE 09-15-2030 REG SEDOL: BMC8W21							
40,000.00	92.1552640	447.56	36,862.11	39,899.00	- 3,036.89	0.00	- 3,036.89
Issue Date: 11 Jun 20 Rate: 3.8% Call Date: 15 Jun 30 Call Price: 100.00 Yield to Maturity: 5.198% Maturity Date: 15 Sep 30							
PVTPL AES CORP SR SECD 1ST LIEN NT 144A 3.95% DUE 07-15-2030/05-27-2020 BEO SEDOL: BLFLDY9							
50,000.00	92.3295960	910.69	46,164.80	49,798.50	- 3,633.70	0.00	- 3,633.70
Issue Date: 27 May 20 Rate: 3.95% Call Date: 15 Apr 30 Call Price: 100.00 Yield to Maturity: 5.354% Maturity Date: 15 Jul 30							
PVTPL AIRCASTLE LIMITED 5.25% DUE 12-31-2049 BEO SEDOL: BMJ1C23							
50,000.00	85.7311410	772.92	42,865.57	50,000.00	- 7,134.43	0.00	- 7,134.43
Issue Date: 8 Jun 21 Rate: 5.25% Call Date: 16 Jun 26 Call Price: 100.00 Yield to Maturity: 10.332% Maturity Date: 31 Dec 49							
PVTPL AIRCASTLE LTD SR NT 6.5% 07-18-2028 CUSIP: 00928QAX9							
90,000.00	102.0586410	2,648.75	91,852.78	89,868.35	1,984.43	0.00	1,984.43
Issue Date: 18 Jul 23 Rate: 6.5% Call Date: 18 Jun 28 Call Price: 100.00 Yield to Maturity: 5.975% Maturity Date: 18 Jul 28							
PVTPL AVIATION CAP GROUP 6.75% 10-25-2028 SEDOL: BRBVSZ1							
150,000.00	104.4187040	2,418.75	156,628.06	148,684.50	7,943.56	0.00	7,943.56
Issue Date: 5 Oct 23 Rate: 6.75% Call Date: 25 Sep 28 Call Price: 100.00 Yield to Maturity: 5.687% Maturity Date: 25 Oct 28							

Portfolio Statement

31 DEC 2023

Account Name UFCW TRI-STATE PEN-LOOMIS
Account number [REDACTED]

Page 59 of 270

Asset Detail - Base Currency

Description/Asset ID Investment Mgr ID Shares/PAR value	Exchange rate/ Local market price	Accrued income/expense	Market value	Cost	Unrealized gain/loss		Total
					Market	Translation	
<i>Fixed Income</i>							
Corporate bonds							
PVTPL AVIATION CAPITAL GROUP 6.25% DUE 04-15-2028 SEDOL: BMB3ZS4							
75,000.00	102.0519370	989.58	76,538.95	74,399.25	2,139.70	0.00	2,139.70
Issue Date: 3 Apr 23 Rate: 6.25% Call Date: 15 Mar 28 Call Price: 100.00 Yield to Maturity: 5.702% Maturity Date: 15 Apr 28							
PVTPL BAUSCH HEALTH COS INC 4.875% DUE 06-01-2028 BEO CUSIP: 071734AN7							
340,000.00	60.2638300	1,381.25	204,897.02	228,650.00	- 23,752.98	0.00	- 23,752.98
Issue Date: 8 Jun 21 Rate: 4.875% Call Date: 1 Jun 24 Call Price: 102.43 Yield to Maturity: 18.384% Maturity Date: 1 Jun 28							
PVTPL BAUSCH PLUS LOMB ESCROW CORP. SR SECD NT 8.375% 10-01-2028 CUSIP: 071705AA5							
45,000.00	105.4940000	963.13	47,472.30	45,000.00	2,472.30	0.00	2,472.30
Issue Date: 29 Sep 23 Rate: 8.375% Call Date: 1 Oct 25 Call Price: 104.18 Yield to Maturity: 6.992% Maturity Date: 1 Oct 28							
PVTPL BROADCOM INC AVGO 3.187 11/15/36 3.187% DUE 11-15-2036/09-30-2021 BEO SEDOL: BMCP6S6							
4,000.00	81.1491160	16.29	3,245.96	4,042.78	- 796.82	0.00	- 796.82
Issue Date: 30 Sep 21 Rate: 3.187% Call Date: 15 Aug 36 Call Price: 100.00 Yield to Maturity: 5.214% Maturity Date: 15 Nov 36							
PVTPL BROADCOM INC NEW ISSUE 10YR 144A 4.15% 04-15-2032 SEDOL: BNDB2F9							
30,000.00	94.4841460	262.83	28,345.24	27,148.20	1,197.04	0.00	1,197.04
Issue Date: 14 Apr 22 Rate: 4.15% Call Date: 15 Jan 32 Call Price: 100.00 Yield to Maturity: 4.968% Maturity Date: 15 Apr 32							

Portfolio Statement

31 DEC 2023

Account Name UFCW TRI-STATE PEN-LOOMIS
Account number [REDACTED]

Page 60 of 270

◆ Asset Detail - Base Currency

Description/Asset ID		Base Currency		Unrealized gain/loss			
Investment Mgr ID	Exchange rate/	Accrued					
Shares/PAR value	Local market price	income/expense	Market value	Cost	Market	Translation	Total
<hr/>							
<i>Fixed Income</i>							
<hr/>							
Corporate bonds							
<hr/>							
PVTPL BROADCOM INC NT 4.926% 05-15-2037 SEDOL: BPCTV84							
45,000.00	97.0171110	283.25	43,657.70	51,401.94	- 7,744.24	0.00	- 7,744.24
<hr/>							
Issue Date: 18 Apr 22 Rate: 4.926% Call Date: 15 Feb 37 Call Price: 100.00 Yield to Maturity: 5.238% Maturity Date: 15 May 37							
<hr/>							
PVTPL BROADCOM INC 2.45% DUE 02-15-2031/01-19-2021 BEO SEDOL: BMCPJY3							
35,000.00	85.5882020	323.94	29,955.87	28,350.20	1,605.67	0.00	1,605.67
<hr/>							
Issue Date: 19 Jan 21 Rate: 2.45% Call Date: 15 Nov 30 Call Price: 100.00 Yield to Maturity: 4.866% Maturity Date: 15 Feb 31							
<hr/>							
PVTPL BROADCOM INC 2.6% DUE 02-15-2033/01-19-2021 BEO SEDOL: BMCGSY9							
30,000.00	82.5349190	294.67	24,760.48	23,243.40	1,517.08	0.00	1,517.08
<hr/>							
Issue Date: 19 Jan 21 Rate: 2.6% Call Date: 15 Nov 32 Call Price: 100.00 Yield to Maturity: 5.007% Maturity Date: 15 Feb 33							
<hr/>							
PVTPL BROADCOM INC 3.137% DUE 11-15-2035 BEO SEDOL: BMCP6P3							
115,000.00	82.2952810	460.97	94,639.57	81,496.60	13,142.97	0.00	13,142.97
<hr/>							
Issue Date: 30 Sep 21 Rate: 3.137% Call Date: 15 Aug 35 Call Price: 100.00 Yield to Maturity: 5.147% Maturity Date: 15 Nov 35							
<hr/>							
PVTPL BROADCOM INC 3.419% DUE 04-15-2033BEO SEDOL: BKMQWT8							
60,000.00	88.0162480	433.07	52,809.75	49,407.65	3,402.10	0.00	3,402.10
<hr/>							
Issue Date: 31 Mar 21 Rate: 3.419% Call Date: 15 Jan 33 Call Price: 100.00 Yield to Maturity: 5.049% Maturity Date: 15 Apr 33							

Portfolio Statement

31 DEC 2023

Account Name UFCW TRI-STATE PEN-LOOMIS
Account number [REDACTED]

Page 61 of 270

◆ Asset Detail - Base Currency

Description/Asset ID Investment Mgr ID Shares/PAR value	Exchange rate/ Local market price	Accrued income/expense	Market value	Cost	Unrealized gain/loss		Total
					Market	Translation	
Fixed Income							
Corporate bonds							
PVTPL BROADCOM INC 3.469% DUE 04-15-2034BEO SEDOL: BKMQWR6							
85,000.00	87.1538120	622.49	74,080.74	68,267.70	5,813.04	0.00	5,813.04
Issue Date: 31 Mar 21 Rate: 3.469% Call Date: 15 Jan 34 Call Price: 100.00 Yield to Maturity: 5.086% Maturity Date: 15 Apr 34							
PVTPL CARNIVAL CORP GTD SR NT 6.0% 05-01-2029 CUSIP: 143658BR2							
95,000.00	96.1905130	950.00	91,380.99	95,000.00	- 3,619.01	0.00	- 3,619.01
Issue Date: 2 Nov 21 Rate: 6% Call Date: 1 Nov 24 Call Price: 103.00 Yield to Maturity: 6.861% Maturity Date: 1 May 29							
PVTPL CARNIVAL CORP GTD SR SECD NT 144A 5.75% DUE 03-01-2027/02-16-2021 BEO CUSIP: 143658BN1							
115,000.00	97.6498400	2,204.17	112,297.32	114,964.06	- 2,666.74	0.00	- 2,666.74
Issue Date: 16 Feb 21 Rate: 5.75% Call Date: 1 Dec 26 Call Price: 100.00 Yield to Maturity: 6.579% Maturity Date: 1 Mar 27							
PVTPL CARNIVAL CORP 7.0% 08-15-2029 CUSIP: 143658BW1							
20,000.00	104.4634000	556.11	20,892.68	20,000.00	892.68	0.00	892.68
Issue Date: 8 Aug 23 Rate: 7% Call Date: 15 Aug 26 Call Price: 103.50 Yield to Maturity: 6.05% Maturity Date: 15 Aug 29							
PVTPL CARNIVAL CORP 9.875% DUE 08-01-2027 BEO CUSIP: 143658BJ0							
135,000.00	105.0068000	5,554.69	141,759.18	138,575.00	3,184.18	0.00	3,184.18
Issue Date: 18 Aug 20 Rate: 9.875% Call Date: 1 Feb 24 Call Price: 104.93 Yield to Maturity: 8.23% Maturity Date: 1 Aug 27							

Portfolio Statement

31 DEC 2023

Account Name UFCW TRI-STATE PEN-LOOMIS
Account number [REDACTED]

Page 62 of 270

◆ Asset Detail - Base Currency

Description/Asset ID Investment Mgr ID Shares/PAR value	Exchange rate/ Local market price	Accrued income/expense	Market value	Cost	Unrealized gain/loss		Total
					Market	Translation	
Fixed Income							
Corporate bonds							
PVTPL CCO HLDGS LLC/CAP CORP 4.75% DUE 02-01-2032 BEO SEDOL: BMV1FZ5							
90,000.00	88.1960000	1,781.25	79,376.40	90,000.00	- 10,623.60	0.00	- 10,623.60
Issue Date: 19 Jan 22 Rate: 4.75% Call Date: 1 Feb 27 Call Price: 102.37 Yield to Maturity: 6.66% Maturity Date: 1 Feb 32							
PVTPL CCO HLDGS LLC/CCO HLDGS CAP CORP BNDS 5.5% DUE 05-01-2026 SEDOL: BY9C190							
33,000.00	99.3401800	302.50	32,782.26	33,330.00	- 547.74	0.00	- 547.74
Issue Date: 21 Apr 16 Rate: 5.5% Call Date: 1 May 24 Call Price: 100.00 Yield to Maturity: 5.801% Maturity Date: 1 May 26							
PVTPL CCO HLDGS LLC/CCO HLDGS CAP CORP 4.25% DUE 02-01-2031 SEDOL: BN2R7D1							
395,000.00	87.4038300	6,994.79	345,245.13	399,000.00	- 53,754.87	0.00	- 53,754.87
Issue Date: 9 Jul 20 Rate: 4.25% Call Date: 1 Jul 25 Call Price: 102.12 Yield to Maturity: 6.494% Maturity Date: 1 Feb 31							
PVTPL CCO HLDGS LLC/CCO HLDGS CAP CORP 4.5% DUE 08-15-2030 SEDOL: BKZHNH3							
200,000.00	90.1538600	3,400.00	180,307.72	184,587.50	- 4,279.78	0.00	- 4,279.78
Issue Date: 18 Feb 20 Rate: 4.5% Call Date: 15 Feb 25 Call Price: 102.25 Yield to Maturity: 6.341% Maturity Date: 15 Aug 30							
PVTPL CCO HLDGS LLC/CCO HLDGS CAP CORP 5.375% 06-01-2029 SEDOL: BK8KJX7							
20,000.00	94.2904900	89.58	18,858.10	17,900.00	958.10	0.00	958.10
Issue Date: 23 May 19 Rate: 5.375% Call Date: 1 Jun 24 Call Price: 102.68 Yield to Maturity: 6.645% Maturity Date: 1 Jun 29							

Portfolio Statement

31 DEC 2023

Account Name UFCW TRI-STATE PEN-LOOMIS
Account number [REDACTED]

Page 63 of 270

Asset Detail - Base Currency

Asset Detail Description/Asset ID Investment Mgr ID Shares/PAR value	Base Currency Exchange rate/ Local market price	Accrued income/expense	Market value	Cost	Unrealized gain/loss		Total
					Market	Translation	
<i>Fixed Income</i>							
Corporate bonds							
PVTPL CIVITAS RES INC 8.625% 11-01-2030 SEDOL: BQGG520							
35,000.00	106.0471000	620.52	37,116.49	35,000.00	2,116.49	0.00	2,116.49
Issue Date: 17 Oct 23 Rate: 8.625% Call Date: 1 Nov 26 Call Price: 104.31 Yield to Maturity: 7.476% Maturity Date: 1 Nov 30							
PVTPL COMMSCOPE INC SR NT 4.75% 09-01-2029 SEDOL: BLDBLL4							
270,000.00	67.1405540	4,275.00	181,279.50	217,831.25	- 36,551.75	0.00	- 36,551.75
Issue Date: 23 Aug 21 Rate: 4.75% Call Date: 1 Sep 24 Call Price: 102.37 Yield to Maturity: 13.144% Maturity Date: 1 Sep 29							
PVTPL COMMSCOPE TECHNOLOGIES LLC 144A BNDS 5.0% DUE 03-15-2027 SEDOL: BF08257							
80,000.00	41.6250000	1,177.78	33,300.00	75,205.00	- 41,905.00	0.00	- 41,905.00
Issue Date: 13 Mar 17 Rate: 5% Call Date: 15 Mar 24 Call Price: 100.83 Yield to Maturity: 37.895% Maturity Date: 15 Mar 27							
PVTPL CONTINENTAL RES INC 5.75% DUE 01-15-2031/11-25-2020 BEO SEDOL: BN4D2D2							
460,000.00	99.4174640	12,196.39	457,320.33	489,569.55	- 32,249.22	0.00	- 32,249.22
Issue Date: 25 Nov 20 Rate: 5.75% Call Date: 15 Jul 30 Call Price: 100.00 Yield to Maturity: 5.851% Maturity Date: 15 Jan 31							
PVTPL CONTINENTAL RESOURCES INC 2.875% DUE 04-01-2032 BEO SEDOL: BM92GG8							
250,000.00	81.2506430	1,796.88	203,126.61	211,561.85	- 8,435.24	0.00	- 8,435.24
Issue Date: 22 Nov 21 Rate: 2.875% Call Date: 1 Jan 32 Call Price: 100.00 Yield to Maturity: 5.76% Maturity Date: 1 Apr 32							

Portfolio Statement

31 DEC 2023

Account Name UFCW TRI-STATE PEN-LOOMIS Account number [REDACTED]

Page 64 of 270

Asset Detail - Base Currency

Description/Asset ID Investment Mgr ID Shares/PAR value	Exchange rate/ Local market price	Accrued income/expense	Market value	Cost	Unrealized gain/loss		Total
					Market	Translation	
<i>Fixed Income</i>							
Corporate bonds							
PVTPL CSC HLDGS LLC 4.625%	12-01-2030	SEDOL: BM9M1M9					
800,000.00	60.2448000	3,083.33	481,958.40	723,250.00	- 241,291.60	0.00	- 241,291.60
Issue Date: 16 Jun 20 Rate: 4.625% Call Date: 1 Dec 25 Call Price: 102.31 Yield to Maturity: 13.692% Maturity Date: 1 Dec 30							
PVTPL CSC HOLDINGS LLC SR GTD NT 4.5%	11-15-2031	SEDOL: BMY0HH5					
200,000.00	75.6069900	1,150.00	151,213.98	138,000.00	13,213.98	0.00	13,213.98
Issue Date: 13 May 21 Rate: 4.5% Call Date: 15 Nov 26 Call Price: 102.25 Yield to Maturity: 8.866% Maturity Date: 15 Nov 31							
PVTPL DIRECTV HOLDINGS/FING 5.87% DUE	08-15-2027	BEO SEDOL: BN765Z1					
50,000.00	94.0219600	1,109.72	47,010.98	50,000.00	- 2,989.02	0.00	- 2,989.02
Issue Date: 2 Aug 21 Rate: 5.875% Call Date: 15 Aug 24 Call Price: 102.93 Yield to Maturity: 7.795% Maturity Date: 15 Aug 27							
PVTPL DISH DBS CORP SR SECD NT 5.25%	12-01-2026	SEDOL: BNRLYV5					
320,000.00	85.6750000	1,400.00	274,160.00	320,000.00	- 45,840.00	0.00	- 45,840.00
Issue Date: 26 Nov 21 Rate: 5.25% Call Date: 1 Jun 26 Call Price: 100.00 Yield to Maturity: 11.121% Maturity Date: 1 Dec 26							
PVTPL ENLINK MIDSTREAM LLC 6.5%	09-01-2030	SEDOL: BPCNQX6					
10,000.00	102.0657000	216.67	10,206.57	9,900.00	306.57	0.00	306.57
Issue Date: 31 Aug 22 Rate: 6.5% Call Date: 1 Mar 30 Call Price: 100.00 Yield to Maturity: 6.116% Maturity Date: 1 Sep 30							

Portfolio Statement

31 DEC 2023

Account Name UFCW TRI-STATE PEN-LOOMIS
Account number [REDACTED]

Page 65 of 270

◆ Asset Detail - Base Currency

Description/Asset ID Investment Mgr ID Shares/PAR value	Exchange rate/ Local market price	Accrued income/expense	Market value	Cost	Unrealized gain/loss		Total
					Market	Translation	
Fixed Income							
Corporate bonds							
PVTPL ENTEGRIS ESCROW CORP SR SECD NT 144A 4.75% DUE 04-15-2029/04-14-2022 BEOSEDOL: BPVCP60							
200,000.00	96.3064100	2,005.56	192,612.82	198,493.80	- 5,880.98	0.00	- 5,880.98
Issue Date: 14 Apr 22 Rate: 4.75% Call Date: 15 Jan 29 Call Price: 100.00 Yield to Maturity: 5.563% Maturity Date: 15 Apr 29							
PVTPL EQT CORP SR NT 3.625% 05-15-2031 SEDOL: BMY681							
105,000.00	89.3070000	486.35	93,772.35	108,075.50	- 14,303.15	0.00	- 14,303.15
Issue Date: 17 May 21 Rate: 3.625% Call Date: 15 Nov 30 Call Price: 100.00 Yield to Maturity: 5.4% Maturity Date: 15 May 31							
PVTPL GARTNER INC 3.625% DUE 06-15-2029 BEO SEDOL: BNSPMJ0							
60,000.00	90.1777200	96.67	54,106.63	51,087.50	3,019.13	0.00	3,019.13
Issue Date: 18 Jun 21 Rate: 3.625% Call Date: 15 Jun 24 Call Price: 101.81 Yield to Maturity: 5.745% Maturity Date: 15 Jun 29							
PVTPL GLOBAL ATLANTIC FIN CO GTD SR NT 144A 4.4% DUE 10-15-2029/10-07-2019 BEO SEDOL: BKYC2J4							
110,000.00	92.1175510	1,021.78	101,329.31	110,259.85	- 8,930.54	0.00	- 8,930.54
Issue Date: 7 Oct 19 Rate: 4.4% Call Date: 15 Jul 29 Call Price: 100.00 Yield to Maturity: 6.03% Maturity Date: 15 Oct 29							
PVTPL GO DADDY OPER CO LLC/GD FIN CO INC3.5% DUE 03-01-2029 BEO SEDOL: BL6LVP5							
150,000.00	90.9332600	1,750.00	136,399.89	150,000.00	- 13,600.11	0.00	- 13,600.11
Issue Date: 25 Feb 21 Rate: 3.5% Call Date: 1 Mar 24 Call Price: 101.75 Yield to Maturity: 5.538% Maturity Date: 1 Mar 29							

Portfolio Statement

31 DEC 2023

Account Name UFCW TRI-STATE PEN-LOOMIS
Account number [REDACTED]

Page 66 of 270

◆ Asset Detail - Base Currency

Description/Asset ID		Exchange rate/ Local market price	Accrued income/expense	Market value	Cost	Unrealized gain/loss		Total
Investment Mgr ID	Shares/PAR value					Market	Translation	
Fixed Income								
Corporate bonds								
PVTPL HESS MIDSTREAM OPERATIONS LP 5.625% DUE 02-15-2026 SEDOL: BG0RZL8								
	45,000.00	99.2680000	956.25	44,670.60	44,537.50	133.10	0.00	133.10
Issue Date: 15 Aug 19 Rate: 5.625% Call Date: 15 Feb 24 Call Price: 100.00 Yield to Maturity: 5.992% Maturity Date: 15 Feb 26								
PVTPL HILTON DOMESTIC OPER CO INC 3.625%DUE 02-15-2032/02-02-2021 BEO SEDOL: BKPJT48								
	30,000.00	87.3019400	410.83	26,190.58	30,000.00	- 3,809.42	0.00	- 3,809.42
Issue Date: 2 Feb 21 Rate: 3.625% Call Date: 15 Aug 26 Call Price: 101.81 Yield to Maturity: 5.589% Maturity Date: 15 Feb 32								
PVTPL HILTON DOMESTIC OPER CO INC 4.0% DUE 05-01-2031 BEO SEDOL: BNDLGZ7								
	135,000.00	91.6192900	900.00	123,686.04	135,000.00	- 11,313.96	0.00	- 11,313.96
Issue Date: 1 Dec 20 Rate: 4% Call Date: 1 May 26 Call Price: 102.00 Yield to Maturity: 5.397% Maturity Date: 1 May 31								
PVTPL HILTON GRAND VACATIONS BORROWER ESC 4.875% 07-01-2031 SEDOL: BNKCJL0								
	25,000.00	88.4935100	609.38	22,123.38	25,000.00	- 2,876.62	0.00	- 2,876.62
Issue Date: 28 Jun 21 Rate: 4.875% Call Date: 1 Jul 26 Call Price: 102.43 Yield to Maturity: 6.862% Maturity Date: 1 Jul 31								
PVTPL HILTON GRAND VACATIONS BORROWER ESCROW L SR NT 5.0% 06-01-2029 SEDOL: BMXKCL5								
	75,000.00	92.2528900	312.50	69,189.67	75,000.00	- 5,810.33	0.00	- 5,810.33
Issue Date: 4 Jun 21 Rate: 5% Call Date: 1 Jun 24 Call Price: 102.50 Yield to Maturity: 6.727% Maturity Date: 1 Jun 29								

Portfolio Statement

31 DEC 2023

Account Name UFCW TRI-STATE PEN-LOOMIS Account number [REDACTED]

Page 67 of 270

Asset Detail - Base Currency

Description/Asset ID Investment Mgr ID Shares/PAR value	Exchange rate/ Local market price	Accrued income/expense	Market value	Cost	Unrealized gain/loss		Total
					Market	Translation	
<i>Fixed Income</i>							
Corporate bonds							
PVTPL HOLOGIC INC 3.25% DUE	02-15-2029/09-28-2020	BEO SEDOL: BL6L5L9					
220,000.00	90.6448100	2,701.11	199,418.58	220,000.00	- 20,581.42	0.00	- 20,581.42
Issue Date: 28 Sep 20 Rate: 3.25% Call Date: 28 Sep 24 Call Price: 100.81 Yield to Maturity: 5.36% Maturity Date: 15 Feb 29							
PVTPL HOME PT CAP INC 5.0% DUE	02-01-2026	BEO SEDOL: BMXYFL8					
50,000.00	97.7858000	1,041.67	48,892.90	46,543.25	2,349.65	0.00	2,349.65
Issue Date: 19 Jan 21 Rate: 5% Call Date: 1 Feb 24 Call Price: 101.25 Yield to Maturity: 6.143% Maturity Date: 1 Feb 26							
PVTPL IHEARTCOMMUNICATIONS INC SR SECD NT 5.25% 08-15-2027		SEDOL: BJQ1ZZ9					
270,000.00	79.4596900	5,355.00	214,541.16	245,743.75	- 31,202.59	0.00	- 31,202.59
Issue Date: 7 Aug 19 Rate: 5.25% Yield to Maturity: 12.453% Maturity Date: 15 Aug 27							
PVTPL IHEARTCOMMUNICATIONS INC 4.75% DUE	01-15-2028/11-22-2019	BEO SEDOL: BKM81Q4					
60,000.00	76.9305000	1,314.17	46,158.30	61,271.25	- 15,112.95	0.00	- 15,112.95
Issue Date: 22 Nov 19 Rate: 4.75% Call Date: 15 Jan 24 Call Price: 101.18 Yield to Maturity: 12.134% Maturity Date: 15 Jan 28							
PVTPL IRON MTN INC NEW 5.0% DUE	07-15-2028	SEDOL: BL57WD9					
100,000.00	96.1284900	2,305.56	96,128.49	100,000.00	- 3,871.51	0.00	- 3,871.51
Issue Date: 22 Jun 20 Rate: 5% Call Date: 15 Jul 24 Call Price: 101.25 Yield to Maturity: 5.985% Maturity Date: 15 Jul 28							

Portfolio Statement

31 DEC 2023

Account Name UFCW TRI-STATE PEN-LOOMIS
Account number [REDACTED]

Page 68 of 270

◆ Asset Detail - Base Currency

Description/Asset ID Investment Mgr ID Shares/PAR value	Exchange rate/ Local market price	Accrued income/expense	Market value	Cost	Unrealized gain/loss		Total
					Market	Translation	
Fixed Income							
Corporate bonds							
PVTPL IRON MTN INC NEW 5.25% DUE 07-15-2030 SEDOL: BL57W73							
100,000.00	95.5645700	2,420.83	95,564.57	100,000.00	- 4,435.43	0.00	- 4,435.43
Issue Date: 22 Jun 20 Rate: 5.25% Call Date: 15 Jul 25 Call Price: 102.62 Yield to Maturity: 6.081% Maturity Date: 15 Jul 30							
PVTPL LAMB WESTON HLDGS INC SR NT 144A 4.875% DUE 05-15-2028 BEO SEDOL: BLB4P57							
50,000.00	97.8023750	311.46	48,901.19	50,000.00	- 1,098.81	0.00	- 1,098.81
Issue Date: 12 May 20 Rate: 4.875% Call Date: 15 Nov 27 Call Price: 100.00 Yield to Maturity: 5.444% Maturity Date: 15 May 28							
PVTPL LEVEL 3 FING INC 4.625% DUE 09-15-2027/09-25-2019 BEO SEDOL: BKB0R30							
30,000.00	60.0000000	408.54	18,000.00	26,900.00	- 8,900.00	0.00	- 8,900.00
Issue Date: 25 Sep 19 Rate: 4.625% Call Date: 15 Sep 24 Call Price: 100.00 Yield to Maturity: 20.536% Maturity Date: 15 Sep 27							
PVTPL LIGHT & WONDER INC 7.5% 09-01-2031 SEDOL: BPLVRB6							
25,000.00	104.2863000	666.67	26,071.58	25,000.00	1,071.58	0.00	1,071.58
Issue Date: 23 Aug 23 Rate: 7.5% Call Date: 1 Sep 26 Call Price: 103.75 Yield to Maturity: 6.772% Maturity Date: 1 Sep 31							
PVTPL LITHIA MTRS INC 4.375% DUE 01-15-2031 SEDOL: BMD3QG7							
45,000.00	90.8830200	907.81	40,897.36	42,562.50	- 1,665.14	0.00	- 1,665.14
Issue Date: 9 Oct 20 Rate: 4.375% Call Date: 15 Oct 25 Call Price: 102.18 Yield to Maturity: 5.979% Maturity Date: 15 Jan 31							

Portfolio Statement

31 DEC 2023

Account Name UFCW TRI-STATE PEN-LOOMIS
Account number [REDACTED]

Page 69 of 270

◆ Asset Detail - Base Currency

Description/Asset ID Investment Mgr ID Shares/PAR value	Exchange rate/ Local market price	Accrued income/expense	Market value	Cost	Unrealized gain/loss		Total
					Market	Translation	
Fixed Income							
Corporate bonds							
PVTPL MARRIOTT OWNERSHIP RESORTS INC 4.5% DUE 06-15-2029 SEDOL: BMBMCS0							
60,000.00	88.1210170	120.00	52,872.61	60,000.00	- 7,127.39	0.00	- 7,127.39
Issue Date: 21 Jun 21 Rate: 4.5% Call Date: 15 Jun 24 Call Price: 102.25 Yield to Maturity: 7.166% Maturity Date: 15 Jun 29							
PVTPL MATADOR RES CO 6.875% 04-15-2028 SEDOL: BP5WN62							
20,000.00	101.4989110	290.28	20,299.78	19,792.00	507.78	0.00	507.78
Issue Date: 11 Apr 23 Rate: 6.875% Call Date: 15 Apr 25 Call Price: 103.43 Yield to Maturity: 6.466% Maturity Date: 15 Apr 28							
PVTPL MOLINA HEALTHCARE INC 3.875% DUE 11-15-2030 BEO SEDOL: BMYKTN5							
15,000.00	89.8599390	74.27	13,478.99	12,900.00	578.99	0.00	578.99
Issue Date: 17 Nov 20 Rate: 3.875% Call Date: 17 Aug 30 Call Price: 100.00 Yield to Maturity: 5.675% Maturity Date: 15 Nov 30							
PVTPL MSCI INC 3.25% DUE 08-15-2033 BEO SEDOL: BMWT6K0							
70,000.00	83.6612000	859.44	58,562.84	70,000.00	- 11,437.16	0.00	- 11,437.16
Issue Date: 17 Aug 21 Rate: 3.25% Call Date: 15 Aug 27 Call Price: 101.62 Yield to Maturity: 5.453% Maturity Date: 15 Aug 33							
PVTPL NATIONSTAR MTG HLDGS INC 5.75 11-15-2031 SEDOL: BL0P584							
105,000.00	93.2500000	771.46	97,912.50	105,000.00	- 7,087.50	0.00	- 7,087.50
Issue Date: 4 Nov 21 Rate: 5.75% Call Date: 15 Nov 26 Call Price: 102.87 Yield to Maturity: 6.872% Maturity Date: 15 Nov 31							

Portfolio Statement

31 DEC 2023

Account Name UFCW TRI-STATE PEN-LOOMIS
Account number [REDACTED]

Page 70 of 270

◆ Asset Detail - Base Currency

Description/Asset ID Investment Mgr ID Shares/PAR value	Exchange rate/ Local market price	Accrued income/expense	Market value	Cost	Unrealized gain/loss		Total
					Market	Translation	
Fixed Income							
Corporate bonds							
PVTPL NCL CORP LTD 8.125% 01-15-2029 CUSIP: 62886HBN0							
85,000.00	104.4124000	1,400.43	88,750.54	84,318.75	4,431.79	0.00	4,431.79
Issue Date: 18 Oct 23 Rate: 8.125% Call Date: 15 Jan 26 Call Price: 104.06 Yield to Maturity: 7.068% Maturity Date: 15 Jan 29							
PVTPL NCL FIN LTD NCL FINANCE 6.125% DUE03-15-2028 BEO SEDOL: BNQPS27							
35,000.00	95.5114000	631.22	33,428.99	35,000.00	- 1,571.01	0.00	- 1,571.01
Issue Date: 3 Mar 21 Rate: 6.125% Call Date: 15 Dec 27 Call Price: 100.00 Yield to Maturity: 7.38% Maturity Date: 15 Mar 28							
PVTPL NETFLIX INC FIXED 5.375% 11-15-2029 BEO SEDOL: BK0RZV6							
25,000.00	103.3197000	59.72	25,829.93	26,987.50	- 1,157.57	0.00	- 1,157.57
Issue Date: 29 Apr 19 Rate: 5.375% Yield to Maturity: 4.72% Maturity Date: 15 Nov 29							
PVTPL NETFLIX INC 4.875% DUE 06-15-2030/10-25-2019 BEO SEDOL: BKM1GZ7							
310,000.00	101.2546000	671.67	313,889.26	322,768.75	- 8,879.49	0.00	- 8,879.49
Issue Date: 25 Oct 19 Rate: 4.875% Call Date: 15 Mar 30 Call Price: 100.00 Yield to Maturity: 4.647% Maturity Date: 15 Jun 30							
PVTPL NOVELIS CORP 4.75% DUE 01-30-2030 BEO SEDOL: BKLPS1							
40,000.00	94.0476300	796.94	37,619.05	40,618.75	- 2,999.70	0.00	- 2,999.70
Issue Date: 16 Jan 20 Rate: 4.75% Call Date: 30 Jan 25 Call Price: 102.37 Yield to Maturity: 5.928% Maturity Date: 30 Jan 30							

Portfolio Statement

31 DEC 2023

Account Name UFCW TRI-STATE PEN-LOOMIS
Account number [REDACTED]

Page 71 of 270

◆ Asset Detail - Base Currency

Description/Asset ID		Exchange rate/ Local market price	Accrued income/expense	Market value	Cost	Unrealized gain/loss		Total
Investment Mgr ID	Shares/PAR value					Market	Translation	
Fixed Income								
Corporate bonds								
PVTPPL OUTFRONT MEDIA CAPITAL LLC 7.375% 02-15-2031 SEDOL: BLDCVV7								
	25,000.00	105.1551800	209.98	26,288.80	25,000.00	1,288.80	0.00	1,288.80
Issue Date: 20 Nov 23 Rate: 7.375% Call Date: 15 Nov 26 Call Price: 103.68 Yield to Maturity: 6.459% Maturity Date: 15 Feb 31								
PVTPPL POST HLDGS INC 4.5% DUE 09-15-2031 BEO SEDOL: BMZ9QV8								
	70,000.00	89.6750800	927.50	62,772.56	69,662.50	- 6,889.94	0.00	- 6,889.94
Issue Date: 10 Mar 21 Rate: 4.5% Call Date: 15 Sep 26 Call Price: 102.25 Yield to Maturity: 6.203% Maturity Date: 15 Sep 31								
PVTPPL QUICKEN LNS LLC/QUICKEN LNS CO-ISSUER IN 3.625% 03-01-2029 SEDOL: BN7NDB4								
	10,000.00	90.5080200	120.83	9,050.80	8,425.00	625.80	0.00	625.80
Issue Date: 14 Sep 20 Rate: 3.625% Call Date: 1 Mar 24 Call Price: 101.81 Yield to Maturity: 5.772% Maturity Date: 1 Mar 29								
PVTPPL RAND PARENT LLC 8.5% DUE 02-15-2030 SEDOL: BMZMHT2								
	170,000.00	95.7561700	5,458.89	162,785.49	163,222.70	- 437.21	0.00	- 437.21
Issue Date: 17 Feb 23 Rate: 8.5% Call Date: 15 Feb 26 Call Price: 104.25 Yield to Maturity: 9.423% Maturity Date: 15 Feb 30								
PVTPPL ROCKET MTG LLC/ROCKET MTG CO-ISSUER INC 2.875%DUE 10-15-2026 BEO SEDOL: BP815Z9								
	215,000.00	92.2500000	1,304.93	198,337.50	207,646.70	- 9,309.20	0.00	- 9,309.20
Issue Date: 5 Oct 21 Rate: 2.875% Call Date: 15 Oct 24 Call Price: 100.71 Yield to Maturity: 5.923% Maturity Date: 15 Oct 26								

Portfolio Statement

31 DEC 2023

Account Name UFCW TRI-STATE PEN-LOOMIS
Account number [REDACTED]

Page 72 of 270

◆ Asset Detail - Base Currency

Description/Asset ID Investment Mgr ID Shares/PAR value	Exchange rate/ Local market price	Accrued income/expense	Market value	Cost	Unrealized gain/loss		Total
					Market	Translation	
Fixed Income							
Corporate bonds							
PVTPL ROCKET MTG LLC/ROCKET MTG 4.0% 10-15-2033 SEDOL: BP6QRV6							
105,000.00	85.0193780	886.67	89,270.35	103,706.25	- 14,435.90	0.00	- 14,435.90
Issue Date: 5 Oct 21 Rate: 4% Call Date: 15 Oct 27 Call Price: 102.00 Yield to Maturity: 6.048% Maturity Date: 15 Oct 33							
PVTPL ROYAL CARIBBEAN CRUISES LTD 5.5% DUE 04-01-2028 BEO CUSIP: 780153BG6							
220,000.00	98.7481000	3,025.00	217,245.82	215,818.75	1,427.07	0.00	1,427.07
Issue Date: 29 Mar 21 Rate: 5.5% Call Date: 1 Oct 27 Call Price: 100.00 Yield to Maturity: 5.833% Maturity Date: 1 Apr 28							
PVTPL SCIENTIFIC GAMES INTL INC 7.25% DUE 11-15-2029 SEDOL: BJLPYT3							
10,000.00	102.3910000	92.64	10,239.10	10,975.00	- 735.90	0.00	- 735.90
Issue Date: 26 Nov 19 Rate: 7.25% Call Date: 15 Nov 24 Call Price: 103.62 Yield to Maturity: 6.748% Maturity Date: 15 Nov 29							
PVTPL SIRIUS INTL GROUP LTD SR NT 144A 4.6% DUE 11-01-2026/11-01-2016 BEO CUSIP: 82968FAA2							
145,000.00	92.5000000	1,111.67	134,125.00	137,852.75	- 3,727.75	0.00	- 3,727.75
Issue Date: 1 Nov 16 Rate: 4.6% Call Date: 1 Aug 26 Call Price: 100.00 Yield to Maturity: 7.582% Maturity Date: 1 Nov 26							
PVTPL SIRIUS XM HOLDINGS INC 5.0% DUE 08-01-2027 SEDOL: BDZVVB6							
90,000.00	96.5312500	1,875.00	86,878.13	84,950.00	1,928.13	0.00	1,928.13
Issue Date: 5 Jul 17 Rate: 5% Call Date: 1 Aug 24 Call Price: 100.83 Yield to Maturity: 6.088% Maturity Date: 1 Aug 27							

Portfolio Statement

31 DEC 2023

Account Name UFCW TRI-STATE PEN-LOOMIS
Account number [REDACTED]

Page 73 of 270

Asset Detail - Base Currency

Description/Asset ID Investment Mgr ID Shares/PAR value	Exchange rate/ Local market price	Accrued income/expense	Market value	Cost	Unrealized gain/loss		Total
					Market	Translation	
<i>Fixed Income</i>							
Corporate bonds							
PVTPL SIRIUS XM RADIO INC 5.5% DUE 07-01-2029 SEDOL: BJYHK54							
10,000.00	96.6830000	275.00	9,668.30	8,975.00	693.30	0.00	693.30
Issue Date: 7 Jun 19 Rate: 5.5% Call Date: 1 Jul 24 Call Price: 102.75 Yield to Maturity: 6.22% Maturity Date: 1 Jul 29							
PVTPL SMITHFIELD FOODS INC 3.0% DUE 10-15-2030 BEO SEDOL: BM8PR43							
25,000.00	82.2192730	158.33	20,554.82	24,709.50	- 4,154.68	0.00	- 4,154.68
Issue Date: 15 Sep 20 Rate: 3% Call Date: 15 Jul 30 Call Price: 100.00 Yield to Maturity: 6.251% Maturity Date: 15 Oct 30							
PVTPL SS&C TECHNOLOGIES INC 144A 5.5% 03-28-2019 SEDOL: BJQ1YJ6							
35,000.00	98.5391400	486.60	34,488.70	32,637.50	1,851.20	0.00	1,851.20
Issue Date: 28 Mar 19 Rate: 5.5% Call Date: 30 Mar 24 Call Price: 101.37 Yield to Maturity: 5.937% Maturity Date: 30 Sep 27							
PVTPL STAR PARENT INC 9.0% 10-01-2030 SEDOL: BMCMQL0							
125,000.00	105.3942000	2,906.25	131,742.75	125,112.50	6,630.25	0.00	6,630.25
Issue Date: 28 Sep 23 Rate: 9% Call Date: 1 Oct 26 Call Price: 104.50 Yield to Maturity: 7.948% Maturity Date: 1 Oct 30							
PVTPL TARGA RES PARTNERS LP 4.875% 08-30-2021 SEDOL: BP6T4Q9							
15,000.00	97.0270000	304.69	14,554.05	13,726.75	827.30	0.00	827.30
Issue Date: 18 Aug 20 Rate: 4.875% Call Date: 1 Feb 26 Call Price: 102.43 Yield to Maturity: 5.384% Maturity Date: 1 Feb 31							

Portfolio Statement

31 DEC 2023

Account Name UFCW TRI-STATE PEN-LOOMIS
Account number [REDACTED]

Page 74 of 270

Asset Detail - Base Currency

Description/Asset ID	Investment Mgr ID	Exchange rate/ Local market price	Accrued income/expense	Market value	Cost	Unrealized gain/loss		Total
Shares/PAR value						Market	Translation	
Fixed Income								
Corporate bonds								
PVTPL TRINET GROUP INC 3.5% DUE 03-01-2029/02-26-2021 BEO SEDOL: BMDKPP0								
55,000.00		89.8147360	641.67	49,398.10	55,000.00	- 5,601.90	0.00	- 5,601.90
Issue Date: 26 Feb 21 Rate: 3.5% Call Date: 1 Mar 24 Call Price: 101.75 Yield to Maturity: 5.806% Maturity Date: 1 Mar 29								
PVTPL VENTURE GLOBAL CALCASIEU PASS LLC 3.875% DUE 11-01-2033 BEO SEDOL: BP9SCV4								
145,000.00		84.8346600	936.46	123,010.26	118,921.25	4,089.01	0.00	4,089.01
Issue Date: 22 Nov 21 Rate: 3.875% Call Date: 1 May 33 Call Price: 100.00 Yield to Maturity: 5.931% Maturity Date: 1 Nov 33								
PVTPL VENTURE GLOBAL CALCASIEU PASS LLC 6.25% 01-15-2030 SEDOL: BQD0257								
20,000.00		99.4522700	576.39	19,890.45	18,850.00	1,040.45	0.00	1,040.45
Issue Date: 13 Jan 23 Rate: 6.25% Call Date: 15 Oct 29 Call Price: 100.00 Yield to Maturity: 6.359% Maturity Date: 15 Jan 30								
PVTPL VERALTO CORP SR NT 5.45% 09-18-2033 SEDOL: BN4JN93								
130,000.00		103.6954740	2,027.10	134,804.12	129,522.35	5,281.77	0.00	5,281.77
Issue Date: 18 Sep 23 Rate: 5.45% Call Date: 18 Jun 33 Call Price: 100.00 Yield to Maturity: 4.965% Maturity Date: 18 Sep 33								
PVTPL VICI PPTYS L P/VICI NT CO INC 3.875% DUE 02-15-2029 BEO SEDOL: BMH6ZF4								
170,000.00		91.8976130	2,488.61	156,225.94	170,000.00	- 13,774.06	0.00	- 13,774.06
Issue Date: 15 Feb 22 Rate: 3.875% Call Date: 15 Nov 28 Call Price: 100.00 Yield to Maturity: 5.719% Maturity Date: 15 Feb 29								

Portfolio Statement

31 DEC 2023

Account Name UFCW TRI-STATE PEN-LOOMIS
Account number [REDACTED]

Page 75 of 270

Asset Detail - Base Currency

Description/Asset ID Investment Mgr ID Shares/PAR value	Exchange rate/ Local market price	Accrued income/expense	Market value	Cost	Unrealized gain/loss		Total
					Market	Translation	
Fixed Income							
Corporate bonds							
PVTPL VIPER ENERGY PARTNERS LP 7.375% 11-01-2031 SEDOL: BR2PG58							
35,000.00	103.5000000	516.25	36,225.00	35,000.00	1,225.00	0.00	1,225.00
Issue Date: 19 Oct 23 Rate: 7.375% Call Date: 1 Nov 26 Call Price: 103.68 Yield to Maturity: 6.789% Maturity Date: 1 Nov 31							
PVTPLDISH DBS CORP SR SECD NT 5.75% 12-01-2028 SEDOL: BNRLZ34							
115,000.00	79.7600000	551.04	91,724.00	84,431.25	7,292.75	0.00	7,292.75
Issue Date: 26 Nov 21 Rate: 5.75% Call Date: 1 Dec 27 Call Price: 100.00 Yield to Maturity: 11.208% Maturity Date: 1 Dec 28							
QUICKEN LNS LLC/QUICKEN LNS CO-ISSU 3.625% 03-01-2021 SEDOL: BMH3K83							
345,000.00	90.5080200	4,168.75	312,252.67	344,161.20	- 31,908.53	0.00	- 31,908.53
Issue Date: 14 Sep 20 Rate: 3.625% Call Date: 1 Mar 24 Call Price: 101.81 Yield to Maturity: 5.772% Maturity Date: 1 Mar 29							
QUICKEN LNS 3.875% DUE 03-01-2031 SEDOL: BN7RYH9							
470,000.00	87.8924290	6,070.83	413,094.42	468,869.45	- 55,775.03	0.00	- 55,775.03
Issue Date: 14 Sep 20 Rate: 3.875% Call Date: 1 Mar 26 Call Price: 101.93 Yield to Maturity: 5.974% Maturity Date: 1 Mar 31							
ROYAL CARIBBEAN CRUISES LTD SR NT 144A 4.25% 07-01-2026 CUSIP: 780153BH4							
5,000.00	96.5613800	106.25	4,828.07	5,000.00	- 171.93	0.00	- 171.93
Issue Date: 24 Jun 21 Rate: 4.25% Call Date: 1 Jan 26 Call Price: 100.00 Yield to Maturity: 5.743% Maturity Date: 1 Jul 26							

Portfolio Statement

31 DEC 2023

Account Name UFCW TRI-STATE PEN-LOOMIS
Account number [REDACTED]

Page 76 of 270

◆ Asset Detail - Base Currency

Description/Asset ID Investment Mgr ID Shares/PAR value	Exchange rate/ Local market price	Accrued income/expense	Market value	Cost	Unrealized gain/loss		Total
					Market	Translation	
Fixed Income							
Corporate bonds							
SBA COMMUNICATIONS 3.125% DUE 02-01-2029 SEDOL: BPVBYZ9							
150,000.00	89.8652300	1,953.13	134,797.85	149,566.41	- 14,768.56	0.00	- 14,768.56
Issue Date: 1 Aug 21 Rate: 3.125% Call Date: 1 Feb 24 Call Price: 101.56 Yield to Maturity: 5.43% Maturity Date: 1 Feb 29							
SCIENTIFIC GAMES 7% DUE 05-15-2028 SEDOL: BL0KTF4							
225,000.00	101.0176110	2,012.50	227,289.62	237,012.50	- 9,722.88	0.00	- 9,722.88
Issue Date: 26 Nov 19 Rate: 7% Call Date: 15 May 24 Call Price: 101.75 Yield to Maturity: 6.725% Maturity Date: 15 May 28							
SEAGATE HDD CAYMAN 4.091% DUE 06-01-2029 CUSIP: 81180WBC4							
10,000.00	92.5104800	34.09	9,251.05	8,750.00	501.05	0.00	501.05
Issue Date: 18 Jun 20 Rate: 4.091% Call Date: 1 Mar 29 Call Price: 100.00 Yield to Maturity: 5.716% Maturity Date: 1 Jun 29							
SEAGATE HDD CAYMAN 9.625% 12-01-2032 CUSIP: 81180WBM2							
7,650.00	114.3500000	61.36	8,747.78	7,962.50	785.28	0.00	785.28
Issue Date: 30 Nov 22 Rate: 9.625% Call Date: 1 Dec 27 Call Price: 104.81 Yield to Maturity: 7.397% Maturity Date: 1 Dec 32							
SENSATA 3.75% DUE 02-15-2031 SEDOL: BMD7L86							
15,000.00	88.0783400	212.50	13,211.75	12,050.00	1,161.75	0.00	1,161.75
Issue Date: 17 Aug 20 Rate: 3.75% Call Date: 15 Feb 26 Call Price: 101.87 Yield to Maturity: 5.816% Maturity Date: 15 Feb 31							

Portfolio Statement

31 DEC 2023

Account Name UFCW TRI-STATE PEN-LOOMIS Account number [REDACTED]

Page 77 of 270

Asset Detail - Base Currency

Description/Asset ID Investment Mgr ID Shares/PAR value	Exchange rate/ Local market price	Accrued income/expense	Market value	Cost	Unrealized gain/loss		Total
					Market	Translation	
<i>Fixed Income</i>							
Corporate bonds							
SOUTHERN CO GAS CAP CORP 5.75% 09-15-2033 SEDOL: BKPJSM9							
30,000.00	105.2584860	512.71	31,577.55	29,968.20	1,609.35	0.00	1,609.35
Issue Date: 14 Sep 23 Rate: 5.75% Call Date: 15 Mar 33 Call Price: 100.00 Yield to Maturity: 5.056% Maturity Date: 15 Sep 33							
SOUTHERN CO 5.7% 03-15-2034 SEDOL: BM9VYX8							
60,000.00	105.2927790	1,073.50	63,175.67	59,820.60	3,355.07	0.00	3,355.07
Issue Date: 8 Sep 23 Rate: 5.7% Call Date: 15 Sep 33 Call Price: 100.00 Yield to Maturity: 5.029% Maturity Date: 15 Mar 34							
SOUTHWESTERN ENERGY CO 4.75% 02-01-2032 SEDOL: BMH4406							
20,000.00	92.5309000	395.83	18,506.18	20,000.00	- 1,493.82	0.00	- 1,493.82
Issue Date: 22 Dec 21 Rate: 4.75% Call Date: 1 Feb 27 Call Price: 102.37 Yield to Maturity: 5.925% Maturity Date: 1 Feb 32							
SPRINGLEAF FIN 5.375% DUE 11-15-2029 SEDOL: BKTMDH8							
45,000.00	93.7452100	309.06	42,185.34	37,970.48	4,214.86	0.00	4,214.86
Issue Date: 7 Nov 19 Rate: 5.375% Call Date: 15 May 29 Call Price: 100.00 Yield to Maturity: 6.677% Maturity Date: 15 Nov 29							
SPRINGLEAF FIN 6.875% DUE 03-15-2025 SEDOL: BF28TP4							
5,000.00	101.2280000	101.22	5,061.40	4,350.00	711.40	0.00	711.40
Issue Date: 12 Mar 18 Rate: 6.875% Yield to Maturity: 5.8% Maturity Date: 15 Mar 25							

Portfolio Statement

31 DEC 2023

Account Name UFCW TRI-STATE PEN-LOOMIS
Account number [REDACTED]

Page 78 of 270

◆ Asset Detail - Base Currency

Description/Asset ID Investment Mgr ID Shares/PAR value	Exchange rate/ Local market price	Accrued income/expense	Market value	Cost	Unrealized gain/loss		Total
					Market	Translation	
<i>Fixed Income</i>							
Corporate bonds							
SPRINGLEAF FIN 7.125% DUE 03-15-2026 CUSIP: 85172FAN9							
55,000.00	101.8911980	1,153.85	56,040.16	50,525.00	5,515.16	0.00	5,515.16
Issue Date: 11 May 18 Rate: 7.125% Yield to Maturity: 6.19% Maturity Date: 15 Mar 26							
SPRINGLEAF FINANCE CORPORATION 6.625% 01-15-2028 SEDOL: BK62TX5							
35,000.00	100.9679000	1,069.20	35,338.77	31,400.00	3,938.77	0.00	3,938.77
Issue Date: 9 May 19 Rate: 6.625% Call Date: 15 Jul 27 Call Price: 100.00 Yield to Maturity: 6.348% Maturity Date: 15 Jan 28							
SPRINT CAP CORP 8.75% DUE 03-15-2032 SEDOL: BG49327							
160,000.00	123.4537000	4,122.22	197,525.92	194,863.70	2,662.22	0.00	2,662.22
Issue Date: 14 Mar 02 Rate: 8.75% Yield to Maturity: 5.201% Maturity Date: 15 Mar 32							
STEWART FIXED 3.6% DUE 11-15-2031 SEDOL: BN6SD10							
165,000.00	78.0424600	759.00	128,770.06	164,891.10	- 36,121.04	0.00	- 36,121.04
Issue Date: 24 Nov 21 Rate: 3.6% Call Date: 15 Aug 31 Call Price: 100.00 Yield to Maturity: 7.315% Maturity Date: 15 Nov 31							
SUMMIT MATLS LLC / 7.25% DUE 01-15-2031 SEDOL: BQQ85G0							
135,000.00	105.2361320	462.19	142,068.78	135,000.00	7,068.78	0.00	7,068.78
Issue Date: 14 Dec 23 Rate: 7.25% Call Date: 15 Jan 27 Call Price: 103.62 Yield to Maturity: 6.316% Maturity Date: 15 Jan 31							

Portfolio Statement

31 DEC 2023

Account Name UFCW TRI-STATE PEN-LOOMIS
Account number [REDACTED]

Page 79 of 270

◆ Asset Detail - Base Currency

Description/Asset ID Investment Mgr ID Shares/PAR value	Exchange rate/ Local market price	Accrued income/expense	Market value	Cost	Unrealized gain/loss		Total
					Market	Translation	
Fixed Income							
Corporate bonds							
T-MOBILE USA INC 2.7% 03-15-2032 SEDOL: BMWDS40							
40,000.00	85.3444460	318.00	34,137.78	37,369.65	- 3,231.87	0.00	- 3,231.87
Issue Date: 6 Dec 21 Rate: 2.7% Call Date: 15 Dec 31 Call Price: 100.00 Yield to Maturity: 4.887% Maturity Date: 15 Mar 32							
T-MOBILE USA INC 3.875% 04-15-2030 CUSIP: 87264ABF1							
490,000.00	94.9101860	4,008.47	465,059.91	486,462.20	- 21,402.29	0.00	- 21,402.29
Issue Date: 15 Apr 21 Rate: 3.875% Call Date: 15 Jan 30 Call Price: 100.00 Yield to Maturity: 4.821% Maturity Date: 15 Apr 30							
T-MOBILE USA INC 5.75% 01-15-2034 SEDOL: BN4JN15							
55,000.00	106.3119590	939.97	58,471.58	54,920.25	3,551.33	0.00	3,551.33
Issue Date: 14 Sep 23 Rate: 5.75% Call Date: 15 Oct 33 Call Price: 100.00 Yield to Maturity: 4.944% Maturity Date: 15 Jan 34							
TAPESTRY INC FIXED 3.05% DUE 03-15-2032 SEDOL: BMXLNB5							
35,000.00	81.3836170	314.32	28,484.27	34,896.75	- 6,412.48	0.00	- 6,412.48
Issue Date: 1 Dec 21 Rate: 3.05% Call Date: 15 Dec 31 Call Price: 100.00 Yield to Maturity: 5.947% Maturity Date: 15 Mar 32							
TARGA RES CORP 6.125% 03-15-2033 SEDOL: BQ3PVF5							
60,000.00	105.5129150	1,082.08	63,307.75	59,987.20	3,320.55	0.00	3,320.55
Issue Date: 9 Jan 23 Rate: 6.125% Call Date: 15 Dec 32 Call Price: 100.00 Yield to Maturity: 5.357% Maturity Date: 15 Mar 33							

Portfolio Statement

31 DEC 2023

Account Name UFCW TRI-STATE PEN-LOOMIS
Account number [REDACTED]

Page 80 of 270

◆ Asset Detail - Base Currency

Description/Asset ID Investment Mgr ID Shares/PAR value	Exchange rate/ Local market price	Accrued income/expense	Market value	Cost	Unrealized gain/loss		Total
					Market	Translation	
Fixed Income							
Corporate bonds							
TARGA RES PARTNERS LP/TARGA RES FIN 4.0%DUE 01-15-2032 BEO SEDOL: BPLF5V4							
65,000.00	91.4805000	1,198.89	59,462.33	62,910.20	- 3,447.87	0.00	- 3,447.87
Issue Date: 2 Feb 21 Rate: 4% Call Date: 15 Jul 26 Call Price: 102.00 Yield to Maturity: 5.315% Maturity Date: 15 Jan 32							
TIME WARNER CABLE 4.5% DUE 09-15-2042 SEDOL: B8N2417							
170,000.00	78.7377520	2,252.50	133,854.18	146,344.92	- 12,490.74	0.00	- 12,490.74
Issue Date: 10 Aug 12 Rate: 4.5% Call Date: 15 Mar 42 Call Price: 100.00 Yield to Maturity: 6.476% Maturity Date: 15 Sep 42							
TIME WARNER CABLE 5.5% DUE 09-01-2041 SEDOL: B441BS1							
455,000.00	86.7500900	8,341.67	394,712.91	415,663.42	- 20,950.51	0.00	- 20,950.51
Issue Date: 12 Sep 11 Rate: 5.5% Call Date: 1 Mar 41 Call Price: 100.00 Yield to Maturity: 6.798% Maturity Date: 1 Sep 41							
TOPBUILD CORP SR NT 144A 4.125% 02-15-2032 SEDOL: BP4YZQ3							
60,000.00	88.9582220	935.00	53,374.93	60,000.00	- 6,625.07	0.00	- 6,625.07
Issue Date: 14 Oct 21 Rate: 4.125% Call Date: 15 Oct 26 Call Price: 102.06 Yield to Maturity: 5.85% Maturity Date: 15 Feb 32							
TRAVEL + LEISURE CO SR SECD NT 144A 4.5%12-01-2029 SEDOL: BMV9VB7							
160,000.00	89.5585000	600.00	143,293.60	160,000.00	- 16,706.40	0.00	- 16,706.40
Issue Date: 18 Nov 21 Rate: 4.5% Call Date: 1 Sep 29 Call Price: 100.00 Yield to Maturity: 6.661% Maturity Date: 1 Dec 29							

Portfolio Statement

31 DEC 2023

Account Name UFCW TRI-STATE PEN-LOOMIS
Account number [REDACTED]

Page 81 of 270

◆ Asset Detail - Base Currency

Description/Asset ID Investment Mgr ID Shares/PAR value	Exchange rate/ Local market price	Accrued income/expense	Market value	Cost	Unrealized gain/loss		Total
					Market	Translation	
<i>Fixed Income</i>							
Corporate bonds							
UBER TECHNOLOGIES INC SR NT 144A 4.5% 08-15-2029 SEDOL: BNSNM61							
925,000.00	95.3802300	15,725.00	882,267.13	925,000.00	- 42,732.87	0.00	- 42,732.87
Issue Date: 12 Aug 21 Rate: 4.5% Call Date: 15 Aug 24 Call Price: 102.25 Yield to Maturity: 5.463% Maturity Date: 15 Aug 29							
UBER TECHNOLOGIES 7.5% DUE 09-15-2027 SEDOL: BKPQNG9							
75,000.00	103.5630000	1,656.25	77,672.25	74,562.50	3,109.75	0.00	3,109.75
Issue Date: 17 Sep 19 Rate: 7.5% Call Date: 15 Sep 24 Call Price: 101.87 Yield to Maturity: 6.401% Maturity Date: 15 Sep 27							
US AWYS 2013-1 3.95 DUE 05-15-2027 SEDOL: B94MBG7							
140,300.87	95.5501200	708.13	134,057.65	140,300.87	- 6,243.22	0.00	- 6,243.22
Issue Date: 24 Apr 13 Rate: 3.95% Yield to Maturity: 6.788% Maturity Date: 15 May 27							
UTD AIRLS INC 3.7% DUE 09-01-2031 SEDOL: BMHCY77							
30,381.97	87.4729200	374.71	26,576.00	29,451.04	- 2,875.04	0.00	- 2,875.04
Issue Date: 14 Feb 18 Rate: 3.7% Yield to Maturity: 6.835% Maturity Date: 1 Sep 31							
VENTURE GLOBAL 4.125% DUE 08-15-2031 SEDOL: BMY9R27							
90,000.00	88.0906900	1,402.50	79,281.62	73,506.25	5,775.37	0.00	5,775.37
Issue Date: 5 Aug 21 Rate: 4.125% Call Date: 15 Feb 31 Call Price: 100.00 Yield to Maturity: 6.1% Maturity Date: 15 Aug 31							

Portfolio Statement

31 DEC 2023

Account Name UFCW TRI-STATE PEN-LOOMIS
Account number [REDACTED]

Page 82 of 270

Asset Detail - Base Currency

Description/Asset ID Investment Mgr ID Shares/PAR value	Exchange rate/ Local market price	Accrued income/expense	Market value	Cost	Unrealized gain/loss		Total
					Market	Translation	
Fixed Income							
Corporate bonds							
VICI PROPERTIES INC 5.125% 05-15-2032 SEDOL: BP5JTL0							
10,000.00	97.4835600	65.49	9,748.36	9,388.00	360.36	0.00	360.36
Issue Date: 29 Apr 22 Rate: 5.125% Call Date: 15 Feb 32 Call Price: 100.00 Yield to Maturity: 5.503% Maturity Date: 15 May 32							
VMWARE INC FIXED 2.2% 08-15-2031 SEDOL: BM8BNR6							
95,000.00	82.9793910	789.56	78,830.42	74,760.55	4,069.87	0.00	4,069.87
Issue Date: 2 Aug 21 Rate: 2.2% Call Date: 15 May 31 Call Price: 100.00 Yield to Maturity: 4.901% Maturity Date: 15 Aug 31							
VOC ESCROW LTD 5% DUE 02-15-2028 SEDOL: BFYV7L3							
85,000.00	95.9208940	1,605.56	81,532.76	78,093.75	3,439.01	0.00	3,439.01
Issue Date: 5 Feb 18 Rate: 5% Call Date: 15 Feb 24 Call Price: 101.66 Yield to Maturity: 6.131% Maturity Date: 15 Feb 28							
WARNERMEDIA HLDGS INC SR NT 4.279% 03-15-2032 CUSIP: 55903VBC6							
190,000.00	91.6420640	2,393.86	174,119.92	167,117.55	7,002.37	0.00	7,002.37
Issue Date: 15 Mar 23 Rate: 4.279% Call Date: 15 Dec 31 Call Price: 100.00 Yield to Maturity: 5.559% Maturity Date: 15 Mar 32							
WESTERN DIG CORP 4.75% DUE 02-15-2026 CUSIP: 958102AM7							
105,000.00	98.1418200	1,884.17	103,048.91	101,862.50	1,186.41	0.00	1,186.41
Issue Date: 13 Feb 18 Rate: 4.75% Call Date: 15 Nov 25 Call Price: 100.00 Yield to Maturity: 5.686% Maturity Date: 15 Feb 26							

Portfolio Statement

31 DEC 2023

Account Name UFCW TRI-STATE PEN-LOOMIS
Account number [REDACTED]

Page 83 of 270

◆ Asset Detail - Base Currency

Description/Asset ID Investment Mgr ID Shares/PAR value	Exchange rate/ Local market price	Accrued income/expense	Market value	Cost	Unrealized gain/loss		Total
					Market	Translation	
<i>Fixed Income</i>							
Corporate bonds							
WESTERN DIGITAL CORP 2.85% DUE 02-01-2029 BEO SEDOL: BLDBDX0							
75,000.00	86.0872900	890.63	64,565.47	63,092.46	1,473.01	0.00	1,473.01
Issue Date: 10 Dec 21 Rate: 2.85% Call Date: 1 Dec 28 Call Price: 100.00 Yield to Maturity: 6.068% Maturity Date: 1 Feb 29							
WESTERN MIDSTREAM OPER LP 4.05% DUE 02-01-2030/01-13-2020 REG SEDOL: BKRMR85							
35,000.00	93.7649900	590.63	32,817.75	39,156.25	- 6,338.50	0.00	- 6,338.50
Issue Date: 13 Jan 20 Rate: 4.05% Call Date: 1 Nov 29 Call Price: 100.00 Yield to Maturity: 5.259% Maturity Date: 1 Feb 30							
WESTERN MIDSTREAM OPER LP 6.35% 01-15-2029 SEDOL: BRJN893							
55,000.00	104.3763000	892.53	57,406.97	54,882.30	2,524.67	0.00	2,524.67
Issue Date: 29 Sep 23 Rate: 6.35% Call Date: 15 Dec 28 Call Price: 100.00 Yield to Maturity: 5.348% Maturity Date: 15 Jan 29							
WESTERN MIDSTREAM OPERATING LP 6.15% 04-01-2033 SEDOL: BRCCQR1							
15,000.00	103.9564000	230.63	15,593.46	14,959.20	634.26	0.00	634.26
Issue Date: 4 Apr 23 Rate: 6.15% Call Date: 1 Jan 33 Call Price: 100.00 Yield to Maturity: 5.595% Maturity Date: 1 Apr 33							
WESTN GAS PARTNERS 5.3% 03-01-2048 CUSIP: 958254AJ3							
55,000.00	87.1189000	971.67	47,915.40	66,750.00	- 18,834.60	0.00	- 18,834.60
Issue Date: 2 Mar 18 Rate: 5.3% Call Date: 1 Sep 47 Call Price: 100.00 Yield to Maturity: 6.348% Maturity Date: 1 Mar 48							

Portfolio Statement

31 DEC 2023

Account Name UFCW TRI-STATE PEN-LOOMIS
Account number [REDACTED]

Page 84 of 270

◆ Asset Detail - Base Currency

Description/Asset ID Investment Mgr ID Shares/PAR value	Exchange rate/ Local market price	Accrued income/expense	Market value	Cost	Unrealized gain/loss		Total
					Market	Translation	
Fixed Income							
Corporate bonds							
WESTN GAS PARTNERS 5.45% DUE 04-01-2044 SEDOL: BKR265							
10,000.00	91.0946300	136.25	9,109.46	11,825.00	- 2,715.54	0.00	- 2,715.54
Issue Date: 20 Mar 14 Rate: 5.45% Call Date: 1 Oct 43 Call Price: 100.00 Yield to Maturity: 6.229% Maturity Date: 1 Apr 44							
WESTN MIDSTREAM STEP CPN 5.75% DUE 02-01-2050 SEDOL: BKRMRB8							
5,000.00	89.6945700	109.38	4,484.73	5,787.50	- 1,302.77	0.00	- 1,302.77
Issue Date: 13 Jan 20 Rate: 5.25% Call Date: 1 Aug 49 Call Price: 100.00 Yield to Maturity: 6.039% Maturity Date: 1 Feb 50							
WYNDHAM DESTINATIONS INC 6.0% DUE 04-01-2027/03-21-2017 REG SEDOL: BF083Z4							
10,000.00	99.6803000	150.00	9,968.03	11,175.00	- 1,206.97	0.00	- 1,206.97
Issue Date: 21 Mar 17 Rate: 6% Call Date: 1 Jan 27 Call Price: 100.00 Yield to Maturity: 6.106% Maturity Date: 1 Apr 27							
WYNDHAM 4.625% DUE 03-01-2030 SEDOL: BJVS9Q4							
80,000.00	89.4300000	1,233.33	71,544.00	83,152.63	- 11,608.63	0.00	- 11,608.63
Issue Date: 13 Dec 19 Rate: 4.625% Call Date: 1 Dec 29 Call Price: 100.00 Yield to Maturity: 6.745% Maturity Date: 1 Mar 30							
WYNDHAM 6.625% DUE 07-31-2026 SEDOL: BMWZQD1							
15,000.00	101.0000000	416.82	15,150.00	15,425.89	- 275.89	0.00	- 275.89
Issue Date: 24 Jul 20 Rate: 6.625% Call Date: 30 Apr 26 Call Price: 100.00 Yield to Maturity: 6.197% Maturity Date: 31 Jul 26							

Portfolio Statement

31 DEC 2023

Account Name UFCW TRI-STATE PEN-LOOMIS Account number [REDACTED]

Page 85 of 270

Asset Detail - Base Currency

Description/Asset ID Investment Mgr ID Shares/PAR value	Base Currency Exchange rate/ Local market price	Accrued income/expense	Market value	Cost	Unrealized gain/loss		Total
					Market	Translation	
Fixed Income							
Corporate bonds							
YUM BRANDS INC 3.625% 03-15-2031 SEDOL: BN7K371							
145,000.00	90.1845400	1,547.67	130,767.58	145,000.00	- 14,232.42	0.00	- 14,232.42
Issue Date: 25 Sep 20 Rate: 3.625% Call Date: 15 Dec 30 Call Price: 100.00 Yield to Maturity: 5.278% Maturity Date: 15 Mar 31							
YUM BRANDS INC 4.75% 144A DUE 01-15-2030 SEDOL: BJDSXL5							
130,000.00	96.9320000	2,847.36	126,011.60	118,450.00	7,561.60	0.00	7,561.60
Issue Date: 11 Sep 19 Rate: 4.75% Call Date: 15 Oct 29 Call Price: 100.00 Yield to Maturity: 5.35% Maturity Date: 15 Jan 30							
Total USD		353,815.11	25,478,403.41	27,125,835.16	- 1,647,431.75	0.00	- 1,647,431.75
Total United States		354,326.78	25,590,360.95	27,225,684.82	- 1,639,554.34	4,230.47	- 1,635,323.87
Zambia - USD							
PVTPL FIRST QUANTUM MINERALS LTD SR NT 144A 6.875% 10-15-2027 SEDOL: BMZRC58							
200,000.00	84.9845000	2,902.78	169,969.00	216,500.00	- 46,531.00	0.00	- 46,531.00
Issue Date: 1 Oct 20 Rate: 6.875% Call Date: 15 Oct 24 Call Price: 101.71 Yield to Maturity: 11.899% Maturity Date: 15 Oct 27							
Total USD		2,902.78	169,969.00	216,500.00	- 46,531.00	0.00	- 46,531.00
Total Zambia		2,902.78	169,969.00	216,500.00	- 46,531.00	0.00	- 46,531.00

Portfolio Statement

31 DEC 2023

Account Name UFCW TRI-STATE PEN-LOOMIS
Account number [REDACTED]

Page 86 of 270

◆ Asset Detail - Base Currency

Description/Asset ID	Exchange rate/ Local market price	Accrued income/expense	Market value	Cost	Unrealized gain/loss		
Investment Mgr ID					Market	Translation	Total
Shares/PAR value							

Fixed Income

Corporate bonds

Total Corporate Bonds

38,393,591.39	480,611.55	33,462,258.26	36,468,580.16	- 3,010,552.37	4,230.47	- 3,006,321.90
---------------	------------	---------------	---------------	----------------	----------	----------------

Corporate convertible bonds

China - USD

CFLD CAYMAN INVEST 144A 2.5% 31/01/2031 SEDOL: 2AYPWDU

92,190.00	7.6679150	2,119.09	7,069.05	27,886.78	- 20,817.73	0.00	- 20,817.73
-----------	-----------	----------	----------	-----------	-------------	------	-------------

Issue Date: 31 Jan 23 Rate: 2.5% Yield to Maturity: 59.428% Maturity Date: 31 Jan 31

SUNAC CHINA HLDGS 144A PAY 1.0% 30/09/2032 SEDOL: BMVMNW1

21,682.00	7.5000000	0.00	1,626.15	0.00	1,626.15	0.00	1,626.15
-----------	-----------	------	----------	------	----------	------	----------

Issue Date: 20 Nov 23 Rate: 1% Yield to Maturity: 72.421% Maturity Date: 30 Sep 32

Total USD	2,119.09	8,695.20	27,886.78	- 19,191.58	0.00	- 19,191.58
-----------	----------	----------	-----------	-------------	------	-------------

Total China	2,119.09	8,695.20	27,886.78	- 19,191.58	0.00	- 19,191.58
-------------	----------	----------	-----------	-------------	------	-------------

Portfolio Statement

31 DEC 2023

Account Name UFCW TRI-STATE PEN-LOOMIS
Account number [REDACTED]

Page 87 of 270

◆ Asset Detail - Base Currency

Description/Asset ID Investment Mgr ID Shares/PAR value	Base Currency Exchange rate/ Local market price	Accrued income/expense	Market value	Cost	Unrealized gain/loss		Total
					Market	Translation	
Fixed Income							
Corporate convertible bonds							
United States - USD							
BIOMARIN PHARMACEUTICAL INC SR SUB NT CONV 1.25% DUE 05-15-2027 REG SEDOL: BLPJXX2							
520,000.00	102.6900000	830.56	533,988.00	525,471.04	8,516.96	0.00	8,516.96
Issue Date: 14 May 20 Rate: 1.25% Yield to Maturity: 0.446% Maturity Date: 15 May 27							
DISH NETWORK CORP NT CONV 2.375% 03-15-2024 BEO SEDOL: BFMNDT1							
255,000.00	99.0000000	1,783.23	252,450.00	245,851.50	6,598.50	0.00	6,598.50
Issue Date: 17 Mar 17 Rate: 2.375% Yield to Maturity: 7.207% Maturity Date: 15 Mar 24							
DISH NETWORK CORP NT CONV 3.375% 08-15-2026 REG SEDOL: BF953F6							
700,000.00	53.0000000	8,925.00	371,000.00	592,764.94	- 221,764.94	0.00	- 221,764.94
Issue Date: 8 Aug 16 Rate: 3.375% Yield to Maturity: 30.694% Maturity Date: 15 Aug 26							
DISH NETWORK CORP 0% DUE 12-15-2025 BEO SEDOL: BMD1VW2							
210,000.00	62.0000000	0.00	130,200.00	152,519.58	- 22,319.58	0.00	- 22,319.58
Issue Date: 3 Dec 21 Yield to Maturity: 27.551% Maturity Date: 15 Dec 25							
ENVISTA HOLDINGS CORPORATION 1.75% 08-15-2028 SEDOL: BQHNPB9							
135,000.00	91.0000000	925.31	122,850.00	130,150.92	- 7,300.92	0.00	- 7,300.92
Issue Date: 10 Aug 23 Rate: 1.75% Yield to Maturity: 3.893% Maturity Date: 15 Aug 28							

Portfolio Statement

31 DEC 2023

Account Name UFCW TRI-STATE PEN-LOOMIS
Account number [REDACTED]

Page 88 of 270

◆ Asset Detail - Base Currency

Description/Asset ID Investment Mgr ID Shares/PAR value	Exchange rate/ Local market price	Accrued income/expense	Market value	Cost	Unrealized gain/loss		Total
					Market	Translation	
<i>Fixed Income</i>							
Corporate convertible bonds							
ETSY INC SR NT CONV .125% DUE 09-01-2027REG SEDOL: BMTTP60							
35,000.00	85.0600000	14.58	29,771.00	27,964.87	1,806.13	0.00	1,806.13
Issue Date: 24 Aug 20 Rate: 0.125% Yield to Maturity: 4.592% Maturity Date: 1 Sep 27							
ETSY INC SR NT CONV .25% 06-15-2028 SEDOL: BP0WSV7							
55,000.00	80.0600000	6.11	44,033.00	41,129.22	2,903.78	0.00	2,903.78
Issue Date: 1 Jan 40 Rate: 0.25% Yield to Maturity: 5.331% Maturity Date: 15 Jun 28							
GUARDANT HEALTH INC SR NT CONV 0.0% DUE 11-15-2027 RE SEDOL: BP0PPR1							
55,000.00	70.0000000	0.00	38,500.00	55,000.00	- 16,500.00	0.00	- 16,500.00
Issue Date: 15 Nov 20 Yield to Maturity: 9.622% Maturity Date: 15 Nov 27							
LIVONGO HEALTH INC SR NT CONV .875% DUE 06-01-2025 REG SEDOL: 2520670							
125,000.00	93.4400000	91.15	116,800.00	177,838.55	- 61,038.55	0.00	- 61,038.55
Issue Date: 4 Jun 20 Rate: 0.875% Yield to Maturity: 5.743% Maturity Date: 1 Jun 25							
NCL CORP LTD GTD SR NT EXCHANGEABLE 1.125% 02-15-2027 CUSIP: 62886HBD2							
105,000.00	91.3100000	446.25	95,875.50	102,694.51	- 6,819.01	0.00	- 6,819.01
Issue Date: 1 Jan 40 Rate: 1.125% Yield to Maturity: 4.114% Maturity Date: 15 Feb 27							

Portfolio Statement

31 DEC 2023

Account Name UFCW TRI-STATE PEN-LOOMIS
Account number [REDACTED]

Page 89 of 270

Asset Detail - Base Currency

Description/Asset ID Investment Mgr ID Shares/PAR value	Exchange rate/ Local market price	Accrued income/expense	Market value	Cost	Unrealized gain/loss		Total
					Market	Translation	
<i>Fixed Income</i>							
Corporate convertible bonds							
NORTHERN OIL & GAS INC (NEV) 0.0% 04-15-2029 SEDOL: BLC89C3							
50,000.00	117.9000000	382.64	58,950.00	54,777.85	4,172.15	0.00	4,172.15
Issue Date: 15 Apr 23 Rate: 3.625% Yield to Maturity: 0.222% Maturity Date: 15 Apr 29							
PVTPL PENN NATL GAMING INC SR NT CONV 2.75% DUE 05-15-2026 REG SEDOL: BMDWWT9							
30,000.00	129.5000000	105.42	38,850.00	91,397.79	- 52,547.79	0.00	- 52,547.79
Issue Date: 14 May 20 Rate: 2.75% Yield to Maturity: -8.224% Maturity Date: 15 May 26							
PVTPL PPL CAPITAL FUNDING INC 2.875% 03-15-2028 SEDOL: BNGF3B1							
140,000.00	96.8500000	1,185.14	135,590.00	135,965.52	- 375.52	0.00	- 375.52
Issue Date: 24 Feb 23 Rate: 2.875% Yield to Maturity: 3.688% Maturity Date: 15 Mar 28							
SOUTHWEST AIRLS CO 1.25% DUE 05-01-2025 SEDOL: BKP33Y8							
270,000.00	101.0500000	562.50	272,835.00	378,431.34	- 105,596.34	0.00	- 105,596.34
Issue Date: 1 May 20 Rate: 1.25% Yield to Maturity: 0.462% Maturity Date: 1 May 25							
SPOTIFY USA INC 0% CONV 03-15-2026 SEDOL: BN4QDL6							
75,000.00	88.0000000	0.00	66,000.00	61,156.90	4,843.10	0.00	4,843.10
Issue Date: 2 Mar 21 Yield to Maturity: 5.952% Maturity Date: 15 Mar 26							

Portfolio Statement

31 DEC 2023

Account Name UFCW TRI-STATE PEN-LOOMIS
Account number [REDACTED]

Page 90 of 270

Asset Detail - Base Currency

Description/Asset ID Investment Mgr ID Shares/PAR value	Exchange rate/ Local market price	Accrued income/expense	Market value	Cost	Unrealized gain/loss		Total
					Market	Translation	
<i>Fixed Income</i>							
Corporate convertible bonds							
TELADOC HEALTH INC 1.25% DUE 06-01-2027 SEDOL: BN0WZG7							
445,000.00	82.1900000	463.54	365,745.50	498,005.25	- 132,259.75	0.00	- 132,259.75
Issue Date: 1 Dec 20 Rate: 1.25% Yield to Maturity: 7.215% Maturity Date: 1 Jun 27							
UBER TECHNOLOGIES INC SR NT CONV 0.0% DUE 12-15-2025 REG SEDOL: BN7LHS3							
185,000.00	101.6858790	0.00	188,118.88	180,582.17	7,536.71	0.00	7,536.71
Issue Date: 11 Dec 20 Yield to Maturity: -0.847% Maturity Date: 15 Dec 25							
UNITY SOFTWARE INC CNV SNR 0.0% USD 11-15-2026 SEDOL: BP95732							
135,000.00	83.1000000	0.00	112,185.00	101,188.45	10,996.55	0.00	10,996.55
Issue Date: 19 Nov 21 Yield to Maturity: 6.633% Maturity Date: 15 Nov 26							
WOLFSPEED INC CONV 1.875% 12-01-2029 SEDOL: BS54RG7							
45,000.00	68.1500000	70.31	30,667.50	41,972.97	- 11,305.47	0.00	- 11,305.47
Issue Date: 21 Nov 22 Rate: 1.875% Yield to Maturity: 8.912% Maturity Date: 1 Dec 29							
WOLFSPEED INC SR NT CONV .25% 02-15-2028 SEDOL: BN4BB62							
15,000.00	67.3500000	14.17	10,102.50	13,768.79	- 3,666.29	0.00	- 3,666.29
Issue Date: 3 Feb 22 Rate: 0.25% Yield to Maturity: 10.122% Maturity Date: 15 Feb 28							

Portfolio Statement

31 DEC 2023

Account Name UFCW TRI-STATE PEN-LOOMIS Account number [REDACTED]

Page 91 of 270

◆ Asset Detail - Base Currency

Description/Asset ID Investment Mgr ID Shares/PAR value	Exchange rate/ Local market price	Accrued income/expense	Market value	Cost	Unrealized gain/loss		Total
					Market	Translation	
Fixed Income							
Corporate convertible bonds							
ZILLOW GROUP INC 1.375% DUE 09-01-2026 REG SEDOL: BM8TGQ0							
25,000.00	136.3000000	114.58	34,075.00	42,304.84	- 8,229.84	0.00	- 8,229.84
Issue Date: 9 Sep 19 Rate: 1.375% Yield to Maturity: -10.111% Maturity Date: 1 Sep 26							
Total USD		15,920.49	3,048,586.88	3,650,937.00	- 602,350.12	0.00	- 602,350.12
Total United States		15,920.49	3,048,586.88	3,650,937.00	- 602,350.12	0.00	- 602,350.12
Total Corporate Convertible Bonds							
3,723,872.00		18,039.58	3,057,282.08	3,678,823.78	- 621,541.70	0.00	- 621,541.70
Government mortgage backed securities							
United States - USD							
PVTPL FREDDIE MAC MULTICLASS SR 22-DNA3 CL M1A FLTG RT 04-25-2042 REG SEDOL: BP69XG2							
22,821.37	100.9088900	27.91	23,028.79	22,821.37	207.42	0.00	207.42
Issue Date: 18 Apr 22 Rate: 7.33743% Yield to Maturity: 1.777% Maturity Date: 25 Apr 42							
Total USD		27.91	23,028.79	22,821.37	207.42	0.00	207.42

Portfolio Statement

31 DEC 2023

Account Name UFCW TRI-STATE PEN-LOOMIS
Account number [REDACTED]

Page 92 of 270

◆ Asset Detail - Base Currency

Description/Asset ID Investment Mgr ID Shares/PAR value	Exchange rate/ Local market price	Accrued income/expense	Market value	Cost	Unrealized gain/loss		Total
					Market	Translation	

Fixed Income

Government mortgage backed securities

Total United States		27.91	23,028.79	22,821.37	207.42	0.00	207.42
---------------------	--	-------	-----------	-----------	--------	------	--------

Total Government Mortgage Backed Securities

22,821.37	27.91	23,028.79	22,821.37	207.42	0.00	207.42
-----------	-------	-----------	-----------	--------	------	--------

Commercial mortgage-backed

United States - USD

BANK 2021-BNK35 FLTGT RT 2.457% DUE 06-15-2064 SEDOL: BMZ67H2							
105,000.00	79.9260800	214.99	83,922.38	108,145.60	- 24,223.22	0.00	- 24,223.22

Issue Date: 1 Aug 21 Rate: 2.457% Yield to Maturity: 5.724% Maturity Date: 15 Jun 64

BPR TR 2021-NRD FLTGT RT 7.486% DUE 12-15-2038 CUSIP: 05592CAG1							
25,000.00	94.5235600	88.38	23,630.89	24,937.23	- 1,306.34	0.00	- 1,306.34

Issue Date: 22 Dec 21 Rate: 7.486% Yield to Maturity: 9.213% Maturity Date: 15 Dec 38

BPR TR 2021-NRD FLTGT RT 7.786% DUE 12-15-2038 CUSIP: 05592CAJ5							
30,000.00	94.1565600	110.30	28,246.97	29,925.06	- 1,678.09	0.00	- 1,678.09

Issue Date: 22 Dec 21 Rate: 7.786% Yield to Maturity: 9.643% Maturity Date: 15 Dec 38

Portfolio Statement

31 DEC 2023

Account Name UFCW TRI-STATE PEN-LOOMIS
Account number [REDACTED]

Page 93 of 270

◆ Asset Detail - Base Currency

Description/Asset ID Investment Mgr ID Shares/PAR value	Exchange rate/ Local market price	Accrued income/expense	Market value	Cost	Unrealized gain/loss		Total
					Market	Translation	
Fixed Income							
Commercial mortgage-backed							
BPR TR 2021-NRD FLTG RT 9.085% DUE 12-15-2038 CUSIP: 05592CAL0							
20,000.00	93.6416300	85.80	18,728.33	19,950.20	- 1,221.87	0.00	- 1,221.87
Issue Date: 22 Dec 21 Rate: 9.085% Yield to Maturity: 11.174% Maturity Date: 15 Dec 38							
CAFL 2021-RTL1 2.239% DUE 03-28-2029 CUSIP: 12468RAA8							
125,000.00	94.1001100	23.32	117,625.14	124,998.03	- 7,372.89	0.00	- 7,372.89
Issue Date: 27 Sep 21 Rate: 2.239% Yield to Maturity: 8.503% Maturity Date: 28 Mar 29							
CMO COMM 2012-LC4 MTG TR CTF CL B DUE 12-10-2044 REG SEDOL: B7XH385							
19,342.96	89.6000000	79.53	17,331.29	19,449.35	- 2,118.06	0.00	- 2,118.06
Issue Date: 1 Mar 12 Rate: 4.934% Yield to Maturity: 195.655% Maturity Date: 10 Dec 44							
CMO GS MTG SECS TR 2011-GC5 MTG PASS THRU CTF CL D 144A DUE 08-10-2044 BEO SEDOL: B7WFWL6							
60,000.00	29.6679800	257.66	17,800.79	57,408.01	- 39,607.22	0.00	- 39,607.22
Issue Date: 1 Oct 11 Rate: 5.2983% Yield to Maturity: 184.347% Maturity Date: 10 Aug 44							
CMO GS MTG SECS TR 2014-GC18 COML MTG PASS THRU CTF CL B 4.885 DUE 01-10-2047 SEDOL: BK5GTS3							
75,000.00	93.1730700	305.31	69,879.80	73,712.51	- 3,832.71	0.00	- 3,832.71
Issue Date: 1 Jan 14 Rate: 4.885% Yield to Maturity: 186.669% Maturity Date: 10 Jan 47							

Portfolio Statement

31 DEC 2023

Account Name UFCW TRI-STATE PEN-LOOMIS
Account number [REDACTED]

Page 94 of 270

◆ Asset Detail - Base Currency

Description/Asset ID Investment Mgr ID Shares/PAR value	Exchange rate/ Local market price	Accrued income/expense	Market value	Cost	Unrealized gain/loss		Total
					Market	Translation	
Fixed Income							
Commercial mortgage-backed							
CMO J P MORGAN CHASE COML MTG SECS TR 2013-L CL C 3.958 DUE 04-15-2046 REG SEDOL: BMG6QZ2							
45,000.00	66.5000000	148.43	29,925.00	44,339.06	- 14,414.06	0.00	- 14,414.06
Issue Date: 1 May 13 Rate: 3.9582% Yield to Maturity: 24.649% Maturity Date: 15 Apr 46							
CMO WF-RBS COMMERCIAL MORTGAGE TRUST 2012-C10 B 3.744% 12-15-2045 CUSIP: 92890NAX7							
18,622.81	86.2862000	58.10	16,068.92	18,462.19	- 2,393.27	0.00	- 2,393.27
Issue Date: 1 Dec 12 Rate: 3.744% Yield to Maturity: 9.885% Maturity Date: 15 Dec 45							
CMO WFRBS COML MTG TR 2014-C20 MTG PASS THRU CTF CL B 4.378% DUE 05-15-2047 REG CUSIP: 92890FAY2							
15,000.00	77.4799900	54.73	11,622.00	15,583.59	- 3,961.59	0.00	- 3,961.59
Issue Date: 1 May 14 Rate: 4.378% Yield to Maturity: 93.805% Maturity Date: 15 May 47							
COMM 2012-CCRE3 3.416% DUE 10-15-2045 SEDOL: BD0D6H8							
1,595.55	90.7000000	4.54	1,447.16	1,608.56	- 161.40	0.00	- 161.40
Issue Date: 1 Oct 12 Rate: 3.416% Yield to Maturity: 15.767% Maturity Date: 15 Oct 45							
COREVEST AMERN FIN VAR RT 4.58601% DUE 05-15-2052 CUSIP: 21872VAE2							
100,000.00	93.5801200	382.17	93,580.12	112,562.50	- 18,982.38	0.00	- 18,982.38
Issue Date: 1 May 20 Rate: 4.58601% Yield to Maturity: 6.054% Maturity Date: 15 May 52							

Portfolio Statement

31 DEC 2023

Account Name UFCW TRI-STATE PEN-LOOMIS
Account number [REDACTED]

Page 95 of 270

◆ Asset Detail - Base Currency

					Unrealized gain/loss		
Description/Asset ID	Exchange rate/ Local market price	Accrued income/expense	Market value	Cost	Market	Translation	Total
Investment Mgr ID							
Shares/PAR value							
Fixed Income							
Commercial mortgage-backed							
COREVEST AMERN FIN 3.247% DUE 04-15-2053 CUSIP: 21873LAL7							
100,000.00	80.0497100	270.58	80,049.71	99,997.20	- 19,947.49	0.00	- 19,947.49
Issue Date: 1 Apr 21 Rate: 3.247% Yield to Maturity: 6.796% Maturity Date: 15 Apr 53							
HOME PARTNERS AMER 2.852% DUE 12-17-2026 CUSIP: 43732VAG1							
120,279.89	88.5286400	285.87	106,482.15	120,278.31	- 13,796.16	0.00	- 13,796.16
Issue Date: 9 Nov 21 Rate: 2.852% Yield to Maturity: 7.104% Maturity Date: 17 Dec 26							
HOME PARTNERS AMER 2.952% DUE 12-17-2026 CUSIP: 43732VAJ5							
96,223.90	88.4297400	236.71	85,090.54	96,223.05	- 11,132.51	0.00	- 11,132.51
Issue Date: 9 Nov 21 Rate: 2.952% Yield to Maturity: 7.249% Maturity Date: 17 Dec 26							
JPMBB COML MTG 4.7124 DUE 08-15-2046 CUSIP: 46640LAK8							
184,317.27	90.7500000	637.50	167,267.92	173,258.23	- 5,990.31	0.00	- 5,990.31
Issue Date: 1 Aug 13 Rate: 4.15046% Yield to Maturity: 199.384% Maturity Date: 15 Aug 46							
MORGAN STANLEY BK FLTG RT 7.43166% DUE 10-15-2046 CUSIP: 61762XAZ0							
20,000.00	93.5467500	123.86	18,709.35	18,250.00	459.35	0.00	459.35
Issue Date: 1 Oct 13 Rate: 7.43166% Yield to Maturity: 159.929% Maturity Date: 15 Oct 46							

Portfolio Statement

31 DEC 2023

Account Name UFCW TRI-STATE PEN-LOOMIS
Account number [REDACTED]

Page 96 of 270

◆ Asset Detail - Base Currency

Description/Asset ID Investment Mgr ID Shares/PAR value	Exchange rate/ Local market price	Accrued income/expense	Market value	Cost	Unrealized gain/loss		Total
					Market	Translation	
Fixed Income							
Commercial mortgage-backed							
PVTPLE CMO GS MTG SECS CORP TR 2013-PEMB COMLE MTG CTF CL C 144A VAR RT 03-05-2033CUSIP: 36197VAE8							
105,000.00	65.5575200	310.58	68,835.40	97,781.25	- 28,945.85	0.00	- 28,945.85
Issue Date: 1 Apr 13 Rate: 3.66782% Yield to Maturity: 40.723% Maturity Date: 5 Mar 33							
PVTPLE CVS LEASE BACKED PASS THRU SER 2014 TR PASSTHRU CTF 4.163 08-11-2036 SEDOL: BP81YJ6							
146,853.56	89.2165800	356.62	131,017.72	147,110.00	- 16,092.28	0.00	- 16,092.28
Issue Date: 24 Jul 14 Rate: 4.16300010681% Call Date: 11 Feb 36 Call Price: 100.00 Yield to Maturity: 6.278% Maturity Date: 11 Aug 36							
TRICON RESDNTL 2.894% DUE 07-17-2038 CUSIP: 89614YAF3							
100,000.00	90.2854300	241.17	90,285.43	99,999.02	- 9,713.59	0.00	- 9,713.59
Issue Date: 9 Nov 21 Rate: 2.894% Yield to Maturity: 7.01% Maturity Date: 17 Jul 38							
WELLS FARGO COMLE MTG TR 2016-C36 MTG PASSTHRU CTF CL B 3.671% 11-15-2059 CUSIP: 95000MBU4							
75,000.00	84.7112500	229.44	63,533.44	74,583.01	- 11,049.57	0.00	- 11,049.57
Issue Date: 1 Nov 16 Rate: 3.671% Yield to Maturity: 9.897% Maturity Date: 15 Nov 59							
WFRBS COMLE MTG TR FLTG RT 4.204% DUE 11-15-2047 CUSIP: 92939KBR8							
20,000.00	86.9482200	70.07	17,389.64	19,878.91	- 2,489.27	0.00	- 2,489.27
Issue Date: 1 Nov 14 Rate: 4.204% Yield to Maturity: 20.361% Maturity Date: 15 Nov 47							

Portfolio Statement

31 DEC 2023

Account Name UFCW TRI-STATE PEN-LOOMIS Account number [REDACTED]

Page 97 of 270

◆ Asset Detail - Base Currency

Description/Asset ID Investment Mgr ID Shares/PAR value	Exchange rate/ Local market price	Accrued income/expense	Market value	Cost	Unrealized gain/loss		Total
					Market	Translation	
Fixed Income							
Commercial mortgage-backed							
WFRBS COML MTG TR 2013-C15 MTG PASS THRUCL B 4.20401% 08-15-2046 CUSIP: 92938CAH0							
40,000.00	81.4313500	140.13	32,572.54	40,450.00	- 7,877.46	0.00	- 7,877.46
Issue Date: 1 Aug 13 Rate: 4.20401% Yield to Maturity: 76.18% Maturity Date: 15 Aug 46							
WFRBS COML MTG TR 4.48574 DUE 08-15-2046 SEDOL: BCZRWT2							
40,000.00	72.9228500	140.13	29,169.14	37,000.00	- 7,830.86	0.00	- 7,830.86
Issue Date: 1 Aug 13 Rate: 4.20401% Yield to Maturity: 71.017% Maturity Date: 15 Aug 46							
Total USD		4,855.92	1,420,211.77	1,675,890.87	- 255,679.10	0.00	- 255,679.10
Total United States		4,855.92	1,420,211.77	1,675,890.87	- 255,679.10	0.00	- 255,679.10
Total Commercial Mortgage-Backed							
1,687,235.94		4,855.92	1,420,211.77	1,675,890.87	- 255,679.10	0.00	- 255,679.10
Asset backed securities							
United States - USD							
APPLEBEES FDG LLC 7.824% DUE 03-05-2053 CUSIP: 03789XAF5							
100,000.00	102.0519000	565.07	102,051.90	100,000.00	2,051.90	0.00	2,051.90
Issue Date: 17 Apr 23 Rate: 7.824% Yield to Maturity: 7.754% Maturity Date: 5 Mar 53							

Portfolio Statement

31 DEC 2023

Account Name UFCW TRI-STATE PEN-LOOMIS Account number [REDACTED]

Page 98 of 270

Asset Detail - Base Currency

Description/Asset ID Investment Mgr ID Shares/PAR value	Exchange rate/ Local market price	Accrued income/expense	Market value	Cost	Unrealized gain/loss		Total
					Market	Translation	
Fixed Income							
Asset backed securities							
EXETER AUTOMOBILE RECEIVABLES TR 2023-2 SER 23-2A CLS D 6.32% 08-15-2029 CUSIP: 30168CAF5							
40,000.00	100.2164500	112.36	40,086.58	39,992.38	94.20	0.00	94.20
Issue Date: 17 May 23 Rate: 6.32% Yield to Maturity: 6.238% Maturity Date: 15 Aug 29							
EXETER AUTOMOBILE 6.68% DUE 04-16-2029 CUSIP: 301989AF6							
20,000.00	100.9841600	59.38	20,196.83	19,999.30	197.53	0.00	197.53
Issue Date: 29 Jun 23 Rate: 6.68% Yield to Maturity: 6.384% Maturity Date: 16 Apr 29							
GLS AUTO RECEIVABLES ISSUER TR AUTO RECEIVABLES-BKD NTS CL 6.31% 03-15-2029 CUSIP: 379928AJ3							
30,000.00	100.5939700	84.13	30,178.19	29,991.98	186.21	0.00	186.21
Issue Date: 16 May 23 Rate: 6.31% Yield to Maturity: 6.095% Maturity Date: 15 Mar 29							
PRESTIGE AUTO RECEIVABLES TR 2022-1 NT CL D 144A 8.08% 08-15-2028 CUSIP: 74113RAL3							
45,000.00	102.3698700	161.60	46,066.44	44,669.87	1,396.57	0.00	1,396.57
Issue Date: 20 Oct 22 Rate: 8.08% Yield to Maturity: 6.648% Maturity Date: 15 Aug 28							
PVTPL DB MASTER FIN LLC 2017-1 SR SECD NT CL A-2-II 144A 4.03 DUE 11-20-2047 SEDOL: BFBM5P9							
65,975.00	94.8370000	302.81	62,568.71	65,975.00	- 3,406.29	0.00	- 3,406.29
Issue Date: 23 Oct 17 Rate: 4.03% Yield to Maturity: 6.333% Maturity Date: 20 Nov 47							

Portfolio Statement

31 DEC 2023

Account Name UFCW TRI-STATE PEN-LOOMIS
Account number [REDACTED]

Page 99 of 270

◆ Asset Detail - Base Currency

Description/Asset ID Investment Mgr ID Shares/PAR value	Exchange rate/ Local market price	Accrued income/expense	Market value	Cost	Unrealized gain/loss		Total
					Market	Translation	
Fixed Income							
Asset backed securities							
PVTPLE KESTREL AIRCRAFT FDG LTD/KESTREL AIRCR NT SER 2018 A 4.25 12-15-2038 CUSIP: 49255PAA1							
137,134.40	88.2500000	259.03	121,021.11	133,265.58	- 12,244.47	0.00	- 12,244.47
Issue Date: 14 Dec 18 Rate: 4.25% Yield to Maturity: 13.318% Maturity Date: 15 Dec 38							
PVTPLE PLANET FITNESS MASTER ISSUER L 2019-1 SR SECD NT CL A-2 144A 3.858 SEDOL: BL0L838							
72,000.00	88.1696000	200.62	63,482.11	72,000.00	- 8,517.89	0.00	- 8,517.89
Issue Date: 3 Dec 19 Rate: 3.858% Yield to Maturity: 7.088% Maturity Date: 5 Dec 49							
510 ASSET BACKED 2021-NPL1 TR ASSET BACKED NT CL A1 144A 2.2395% 06-25-2061 SEDOL: BMFB818							
75,375.62	94.9153200	28.13	71,543.01	75,375.59	- 3,832.58	0.00	- 3,832.58
Issue Date: 29 Jun 21 Rate: 2.2395% Yield to Maturity: 6.428% Maturity Date: 25 Jun 61							
Total USD		1,773.13	557,194.88	581,269.70	- 24,074.82	0.00	- 24,074.82
Total United States		1,773.13	557,194.88	581,269.70	- 24,074.82	0.00	- 24,074.82
Total Asset Backed Securities							
585,485.02		1,773.13	557,194.88	581,269.70	- 24,074.82	0.00	- 24,074.82

Portfolio Statement

31 DEC 2023

Account Name UFCW TRI-STATE PEN-LOOMIS Account number [REDACTED]

Page 100 of 270

Asset Detail - Base Currency

Description/Asset ID	Exchange rate/ Local market price	Accrued income/expense	Market value	Cost	Unrealized gain/loss		
Investment Mgr ID					Market	Translation	Total
Shares/PAR value							

Fixed Income

Non-government backed c.m.o.s

United States - USD

BINOM 3% DUE 02-25-2061 SEDOL: BMFTKH2

100,000.00	75.7772100	250.00	75,777.21	96,613.60	- 20,836.39	0.00	- 20,836.39
------------	------------	--------	-----------	-----------	-------------	------	-------------

Issue Date: 1 Jan 22 Rate: 3% Yield to Maturity: 6.931% Maturity Date: 25 Feb 61

CMO CR SUISSE FIRST BOSTON MTG SECS CORP2003-27 CL IV-A-4 5.75 11-25-2033 SEDOL: BKX5CV6

7,939.50	98.6186600	38.04	7,829.83	8,316.64	- 486.81	0.00	- 486.81
----------	------------	-------	----------	----------	----------	------	----------

Issue Date: 1 Nov 03 Rate: 5.75% Yield to Maturity: 6.303% Maturity Date: 25 Nov 33

CMO CWMBS INC 2003-59 MTG PASSTHRU CTF 1-A-1 ALT LN TR 5.75% DUE 12-25-2033 REGCUSIP: 12669FEE9

36,748.26	98.8483100	176.09	36,325.03	37,207.04	- 882.01	0.00	- 882.01
-----------	------------	--------	-----------	-----------	----------	------	----------

Issue Date: 1 Oct 03 Rate: 5.75% Yield to Maturity: 6.068% Maturity Date: 25 Dec 33

CMO CWMBS INC 2003-59 MTG PASSTHRU CTF 3-A-1 ALT LN TR 6% DUE 12-25-2033 REG SEDOL: BD0DNQ6

48,863.09	97.6361000	244.32	47,708.02	49,214.31	- 1,506.29	0.00	- 1,506.29
-----------	------------	--------	-----------	-----------	------------	------	------------

Issue Date: 1 Oct 03 Rate: 6% Yield to Maturity: 6.905% Maturity Date: 25 Dec 33

CSMC 2021-RPL4 TR FLTG RT 1.79561% DUE 12-27-2060 CUSIP: 12662GAC2

139,329.71	97.2767900	208.49	135,535.47	139,329.19	- 3,793.72	0.00	- 3,793.72
------------	------------	--------	------------	------------	------------	------	------------

Issue Date: 1 Apr 21 Rate: 1.79561% Yield to Maturity: 5.928% Maturity Date: 27 Dec 60

Portfolio Statement

31 DEC 2023

Account Name UFCW TRI-STATE PEN-LOOMIS
Account number [REDACTED]

Page 101 of 270

Asset Detail - Base Currency

Description/Asset ID Investment Mgr ID Shares/PAR value	Exchange rate/ Local market price	Accrued income/expense	Market value	Cost	Unrealized gain/loss		Total
					Market	Translation	
<i>Fixed Income</i>							
Non-government backed c.m.o.s							
PRPM 2021-3 LLC 1.867% 04-25-2026 CUSIP: 69357PAA6							
59,878.28	97.5205800	18.63	58,393.65	59,877.46	- 1,483.81	0.00	- 1,483.81
Issue Date: 4 May 21 Rate: 1.867% Yield to Maturity: 5.955% Maturity Date: 25 Apr 26							
PRPM 2021-8 LLC ASSET BACKED NT CL A-1 144A 1.74300003052% 09-25-2026 CUSIP: 69360MAA8							
60,772.31	96.3750200	17.65	58,569.33	60,771.41	- 2,202.08	0.00	- 2,202.08
Issue Date: 30 Sep 21 Rate: 1.74300003052% Yield to Maturity: 5.733% Maturity Date: 25 Sep 26							
PRPM 2021-9 LLC ASSET BACKED NT CL A-1 144A 2.363% 10-25-2026 SEDOL: BNRRGC8							
65,460.66	96.9510700	25.78	63,464.81	65,460.23	- 1,995.42	0.00	- 1,995.42
Issue Date: 20 Oct 21 Rate: 2.363% Yield to Maturity: 6.223% Maturity Date: 25 Oct 26							
PVTPL CMO CN AVE SECS TR 2020-R01 NT CL 1M-2 144A VAR RT DUE 01-25-2040 BEO SEDOL: BKV26W8							
18,857.46	101.3114000	23.58	19,104.76	13,347.55	5,757.21	0.00	5,757.21
Issue Date: 23 Jan 20 Rate: 7.50191% Yield to Maturity: 6.61% Maturity Date: 25 Jan 40							
PVTPL CMO LEGACY MTG ASSET TR SER-19-GS7 CL A1 VAR 06-25-2059 BEO CUSIP: 52474MAA7							
63,415.64	99.9714700	34.35	63,397.55	62,583.32	814.23	0.00	814.23
Issue Date: 30 Oct 19 Rate: 3.25% Yield to Maturity: 7.652% Maturity Date: 25 Nov 59							

Portfolio Statement

31 DEC 2023

Account Name UFCW TRI-STATE PEN-LOOMIS
Account number [REDACTED]

Page 102 of 270

◆ Asset Detail - Base Currency

Description/Asset ID Investment Mgr ID Shares/PAR value	Exchange rate/ Local market price	Accrued income/expense	Market value	Cost	Unrealized gain/loss		Total
					Market	Translation	
Fixed Income							
Non-government backed c.m.o.s							
PVTP L CMO PRESTON RIDGE PARTNERS MORTGAGE TR SER 21-5 CL A1 STEP 06-25-2024 BEO CUSIP: 69358DAA2							
89,662.09	97.4792600	26.79	87,401.94	89,661.54	- 2,259.60	0.00	- 2,259.60
Issue Date: 23 Jun 21 Rate: 1.793% Yield to Maturity: 5.756% Maturity Date: 25 Jun 26							
PVTP L CMO VCAT ASSET SECURITIZATION LLC SER 21-NPL6 CL A2 STEP VAR RT 09-25-2051CUSIP: 91824WAB8							
115,000.00	93.5071100	76.04	107,533.18	115,000.00	- 7,466.82	0.00	- 7,466.82
Issue Date: 28 Sep 21 Rate: 3.9671% Yield to Maturity: 3.062% Maturity Date: 25 Sep 51							
PVTP L CMO VCAT ASSET SECURITIZATION LLC SR 21-NPL5 CL A2 STEP UP RT 09-25-2051 SEDOL: BPK8HZ2							
100,000.00	91.0077200	64.07	91,007.72	100,000.00	- 8,992.28	0.00	- 8,992.28
Issue Date: 15 Sep 21 Rate: 3.8441% Yield to Maturity: 6.095% Maturity Date: 25 Aug 51							
TOORAK MTG CORP 2.2395% DUE 06-25-2024 CUSIP: 89053BAA2							
66,245.02	97.9462900	35.77	64,884.54	66,244.95	- 1,360.41	0.00	- 1,360.41
Issue Date: 17 Jun 21 Rate: 3.2395% Yield to Maturity: 7.141% Maturity Date: 25 Jun 24							
Total USD							
		1,239.60	916,933.04	963,627.24	- 46,694.20	0.00	- 46,694.20
Total United States							
		1,239.60	916,933.04	963,627.24	- 46,694.20	0.00	- 46,694.20

Portfolio Statement

31 DEC 2023

Account Name UFCW TRI-STATE PEN-LOOMIS
Account number [REDACTED]

Page 103 of 270

◆ Asset Detail - Base Currency

Description/Asset ID		Unrealized gain/loss					
Investment Mgr ID	Exchange rate/ Local market price	Accrued income/expense	Market value	Cost	Market	Translation	Total
Shares/PAR value							
Fixed Income							
Non-government backed c.m.o.s							
Total Non-Government Backed C.M.O.s							
972,172.02		1,239.60	916,933.04	963,627.24	- 46,694.20	0.00	- 46,694.20
Total Fixed Income							
3,769,312,243.74		589,135.49	46,669,618.56	50,524,806.84	- 3,858,607.89	3,419.61	- 3,855,188.28
All Other							
Recoverable taxes							
PLN - Polish zloty	3.9322500	1,295.06	0.00	0.00	0.00	0.00	0.00
Total recoverable taxes - all currencies							
		1,295.06	0.00	0.00	0.00	0.00	0.00
Total recoverable taxes - all countries							
		1,295.06	0.00	0.00	0.00	0.00	0.00
Total Recoverable taxes							
0.00		1,295.06	0.00	0.00	0.00	0.00	0.00

Portfolio Statement

31 DEC 2023

Account Name UFCW TRI-STATE PEN-LOOMIS
Account number [REDACTED]

Page 104 of 270

◆ Asset Detail - Base Currency

Description/Asset ID Investment Mgr ID Shares/PAR value	Exchange rate/ Local market price	Accrued income/expense	Market value	Cost	Unrealized gain/loss		Total
					Market	Translation	

All Other

Recoverable taxes

Total All Other

0.00	1,295.06	0.00	0.00	0.00	0.00	0.00	0.00
------	----------	------	------	------	------	------	------

Cash and Cash Equivalents

Short term bills and notes

United States - USD

UNITED STATES OF AMER TREAS BILLS 0% T-BILL 06-06-2024 SEDOL: BNKBFJ7	375,000.00	97.8116670	0.00	366,793.75	365,232.67	1,561.08	0.00	1,561.08
---	------------	------------	------	------------	------------	----------	------	----------

UNITED STATES OF AMER TREAS BILLS 0% T-BILL 06-20-2024 SEDOL: BPRBH54	1,000,000.00	97.6157500	0.00	976,157.50	974,300.08	1,857.42	0.00	1,857.42
---	--------------	------------	------	------------	------------	----------	------	----------

UNITED STATES OF AMER TREAS BILLS 0% T-BILL 06-27-2024 SEDOL: BRT4MK5	255,000.00	97.5203610	0.00	248,676.92	248,677.97	- 1.05	0.00	- 1.05
---	------------	------------	------	------------	------------	--------	------	--------

Total USD			0.00	1,591,628.17	1,588,210.72	3,417.45	0.00	3,417.45
-----------	--	--	------	--------------	--------------	----------	------	----------

Total United States			0.00	1,591,628.17	1,588,210.72	3,417.45	0.00	3,417.45
---------------------	--	--	------	--------------	--------------	----------	------	----------

Portfolio Statement

31 DEC 2023

Account Name UFCW TRI-STATE PEN-LOOMIS
Account number [REDACTED]

Page 105 of 270

◆ Asset Detail - Base Currency

Description/Asset ID	Exchange rate/ Local market price	Accrued income/expense	Market value	Cost	Unrealized gain/loss		
Investment Mgr ID					Market	Translation	Total
Shares/PAR value							

Cash and Cash Equivalents

Short term bills and notes

Total Short Term Bills and Notes

1,630,000.00	0.00	1,591,628.17	1,588,210.72	3,417.45	0.00	3,417.45
--------------	------	--------------	--------------	----------	------	----------

Cash

ARS - Argentine peso	808.4960000	0.00	0.00	0.00	0.00	0.00	0.00
----------------------	-------------	------	------	------	------	------	------

EUR - Euro	0.9052641	0.00	0.80	0.80	0.00	0.00	0.00
------------	-----------	------	------	------	------	------	------

IDR - Indonesian rupiah	15,397.0000000	0.00	0.00	0.00	0.00	0.00	0.00
-------------------------	----------------	------	------	------	------	------	------

MXN - Mexican peso	16.9345000	77.12	0.00	0.00	0.00	0.00	0.00
--------------------	------------	-------	------	------	------	------	------

USD - United States dollar	1.0000000	0.00	1,145.43	1,145.43	0.00	0.00	0.00
----------------------------	-----------	------	----------	----------	------	------	------

Total cash - all currencies		77.12	1,146.23	1,146.23	0.00	0.00	0.00
-----------------------------	--	-------	----------	----------	------	------	------

Portfolio Statement

31 DEC 2023

Account Name UFCW TRI-STATE PEN-LOOMIS
Account number [REDACTED]

Page 106 of 270

◆ Asset Detail - Base Currency

Description/Asset ID Investment Mgr ID Shares/PAR value	Exchange rate/ Local market price	Accrued income/expense	Market value	Cost	Unrealized gain/loss		Total
					Market	Translation	
<i>Cash and Cash Equivalents</i>							
Cash							
Total cash - all countries		77.12	1,146.23	1,146.23	0.00	0.00	0.00
Total Cash							
1,146.23		77.12	1,146.23	1,146.23	0.00	0.00	0.00
Funds - short term investment							
United States - USD							
NT COLLECTIVE SHORT TERM INVT FD CUSIP: 66586U452 V1034911301							
1,081,145.88		1.0000000	3,988.39	1,081,145.88	1,081,145.88	0.00	0.00
Total USD							
		3,988.39	1,081,145.88	1,081,145.88	0.00	0.00	0.00
Total United States							
		3,988.39	1,081,145.88	1,081,145.88	0.00	0.00	0.00
Total Funds - Short Term Investment							
1,081,145.88		3,988.39	1,081,145.88	1,081,145.88	0.00	0.00	0.00

Portfolio Statement

31 DEC 2023

Account Name UFCW TRI-STATE PEN-LOOMIS
Account number [REDACTED]

Page 107 of 270

◆ Asset Detail - Base Currency

Description/Asset ID	Exchange rate/ Local market price	Accrued income/expense	Market value	Cost	Unrealized gain/loss		Total
Investment Mgr ID					Market	Translation	
Shares/PAR value							

Cash and Cash Equivalents

Funds - short term investment

Total Cash and Cash Equivalents

2,712,292.11	4,065.51	2,673,920.28	2,670,502.83	3,417.45	0.00	3,417.45
--------------	----------	--------------	--------------	----------	------	----------

Adjustments To Cash

Pending foreign exchange purchases

USD - United States dollar	1.0000000	0.00	93,182.10	93,182.10	0.00	0.00	0.00
----------------------------	-----------	------	-----------	-----------	------	------	------

Total pending foreign exchange purchases - all currencies	0.00	93,182.10	93,182.10	0.00	0.00	0.00
---	------	-----------	-----------	------	------	------

Total pending foreign exchange purchases - all countries	0.00	93,182.10	93,182.10	0.00	0.00	0.00
--	------	-----------	-----------	------	------	------

Total Pending foreign exchange purchases

0.00	0.00	93,182.10	93,182.10	0.00	0.00	0.00
------	------	-----------	-----------	------	------	------

Portfolio Statement

31 DEC 2023

Account Name UFCW TRI-STATE PEN-LOOMIS
Account number [REDACTED]

Page 108 of 270

◆ Asset Detail - Base Currency

Description/Asset ID Investment Mgr ID Shares/PAR value	Base Currency Exchange rate/ Local market price	Accrued income/expense	Market value	Cost	Unrealized gain/loss		Total
					Market	Translation	
Adjustments To Cash							
Pending foreign exchange sales							
EUR - Euro	0.9052641	0.00	- 94,188.26	- 93,182.10	0.00	- 1,006.16	- 1,006.16
Total pending foreign exchange sales - all currencies		0.00	- 94,188.26	- 93,182.10	0.00	- 1,006.16	- 1,006.16
Total pending foreign exchange sales - all countries		0.00	- 94,188.26	- 93,182.10	0.00	- 1,006.16	- 1,006.16
Total Pending foreign exchange sales							
0.00		0.00	- 94,188.26	- 93,182.10	0.00	- 1,006.16	- 1,006.16
Pending trade purchases							
USD - United States dollar	1.0000000	0.00	- 248,677.97	- 248,677.97	0.00	0.00	0.00
Total pending trade purchases - all currencies		0.00	- 248,677.97	- 248,677.97	0.00	0.00	0.00
Total pending trade purchases - all countries		0.00	- 248,677.97	- 248,677.97	0.00	0.00	0.00

Portfolio Statement

31 DEC 2023

Account Name UFCW TRI-STATE PEN-LOOMIS
Account number [REDACTED]

Page 109 of 270

◆ Asset Detail - Base Currency

Description/Asset ID		Exchange rate/ Local market price	Accrued income/expense	Market value	Cost	Unrealized gain/loss		Total
Investment Mgr ID	Shares/PAR value					Market	Translation	

Adjustments To Cash

Pending trade purchases

Total Pending trade purchases

0.00	0.00	- 248,677.97	- 248,677.97	0.00	0.00	0.00
------	------	--------------	--------------	------	------	------

Pending trade sales

USD - United States dollar	1.0000000	0.00	4,667.85	4,667.85	0.00	0.00	0.00
----------------------------	-----------	------	----------	----------	------	------	------

Total pending trade sales - all currencies	0.00	4,667.85	4,667.85	0.00	0.00	0.00
--	------	----------	----------	------	------	------

Total pending trade sales - all countries	0.00	4,667.85	4,667.85	0.00	0.00	0.00
---	------	----------	----------	------	------	------

Total Pending trade sales

0.00	0.00	4,667.85	4,667.85	0.00	0.00	0.00
------	------	----------	----------	------	------	------

Total Adjustments To Cash

0.00	0.00	- 245,016.28	- 244,010.12	0.00	- 1,006.16	- 1,006.16
------	------	--------------	--------------	------	------------	------------

Portfolio Statement

31 DEC 2023

Account Name UFCW TRI-STATE PEN-LOOMIS
Account number [REDACTED]

Page 110 of 270

◆ Asset Detail - Base Currency

						Unrealized gain/loss	
Description/Asset ID	Investment Mgr ID	Exchange rate/ Local market price	Accrued income/expense	Market value	Cost	Market	Translation
Shares/PAR value							Total

Adjustments To Cash

Pending trade sales

Total							
3,772,028,169.85	597,684.28	49,564,112.65	53,573,876.51	- 4,012,177.31	2,413.45	- 4,009,763.86	

++ Informational Only Asset - an asset that is not held in the account but that is included in Northern Trust's reports at the client's request solely as a matter of convenience to the client. Custodial and other responsibilities for this asset rest solely with the client or another custodian. Northern Trust has no custodial or other responsibilities for this asset, and the asset is not an asset of any Northern Trust account for purposes of the applicable account agreement.

Portfolio Statement

1 DEC 23 - 31 DEC 23

Account Name UFCW TRI-STATE PEN-LOOMIS
Account number [REDACTED]

Page 111 of 270

Investment Transaction Summary

Asset Type	Principal	Transaction Amount Accrued Interest	Adjustment Amt	Cost	Market	Realized Gain/Loss Translation	Total
Currency Gain/Loss							
Currency							
Currency revaluation	2,850.39	0.00	0.00	0.00	0.00	2,850.39	2,850.39
Total currency	2,850.39	0.00	0.00	0.00	0.00	2,850.39	2,850.39
Total currency gain/loss	2,850.39	0.00	0.00	0.00	0.00	2,850.39	2,850.39
Principal Paydowns							
Fixed Income							
Corporate bonds	2,798.90	0.00	0.00	-2,798.90	0.00	0.00	0.00
Government mortgage backed securities	488.19	0.00	0.00	-488.19	0.00	0.00	0.00
Commercial mortgage-backed	24,646.52	0.00	0.00	-23,382.81	1,263.71	0.00	1,263.71
Asset backed securities	4,888.10	0.00	0.00	-4,785.45	102.65	0.00	102.65
Non-government backed c.m.o.s	16,683.20	0.00	0.00	-16,559.60	123.60	0.00	123.60
Total fixed income	49,504.91	0.00	0.00	-48,014.95	1,489.96	0.00	1,489.96
Total principal paydowns	49,504.91	0.00	0.00	-48,014.95	1,489.96	0.00	1,489.96
Purchases							
Fixed Income							
Government bonds	-550,601.31	-3,548.89	0.00	550,601.31	0.00	0.00	0.00
Corporate bonds	-8,905.00	-106.67	0.00	8,905.00	0.00	0.00	0.00
Total fixed income	-559,506.31	-3,655.56	0.00	559,506.31	0.00	0.00	0.00
Cash and Cash Equivalents							
Funds - short term investment	-1,435,628.74	0.00	0.00	1,435,628.74	0.00	0.00	0.00
Short term bills and notes	-1,588,210.72	0.00	0.00	1,588,210.72	0.00	0.00	0.00
Total cash and cash equivalents	-3,023,839.46	0.00	0.00	3,023,839.46	0.00	0.00	0.00
Total purchases	-3,583,345.77	-3,655.56	0.00	3,583,345.77	0.00	0.00	0.00

Portfolio Statement

1 DEC 23 - 31 DEC 23

Account Name UFCW TRI-STATE PEN-LOOMIS
Account number [REDACTED]

Page 112 of 270

Investment Transaction Summary

Asset Type	Principal	Transaction Amount Accrued Interest	Adjustment Amt	Cost	Market	Realized Gain/Loss Translation	Total
<i>Sales</i>							
Fixed Income							
Government bonds	1,950,803.52	10,645.71	0.00	-2,055,608.61	-104,805.09	0.00	-104,805.09
Corporate bonds	1,102,618.25	8,066.29	0.00	-1,116,470.39	-13,852.14	0.00	-13,852.14
Corporate convertible bonds	47,194.85	161.98	0.00	-50,775.59	-3,580.74	0.00	-3,580.74
Total fixed income	3,100,616.62	18,873.98	0.00	-3,222,854.59	-122,237.97	0.00	-122,237.97
Cash and Cash Equivalents							
Funds - short term investment	1,131,110.45	0.00	0.00	-1,131,110.45	0.00	0.00	0.00
Total cash and cash equivalents	1,131,110.45	0.00	0.00	-1,131,110.45	0.00	0.00	0.00
Total sales	4,231,727.07	18,873.98	0.00	-4,353,965.04	-122,237.97	0.00	-122,237.97
Total	700,736.60	15,218.42	0.00	-818,634.22	-120,748.01	2,850.39	-117,897.62

Portfolio Statement

1 DEC 23 - 31 DEC 23

Account Name UFCW TRI-STATE PEN-LOOMIS
Account number [REDACTED]

Page 113 of 270

Investment Transaction Detail

Trade Date	Security Description	Shares/PAR	Principal	Transaction Amount	Accrued Interest	Adjustment Amt	Cost	Realized Gain/Loss		Total
Settle Date	Asset ID / Ticker							Market	Translation	
Trade Status	Broker / Commission	Price								
	Narrative									

Currency Gain/Loss

Currency

Currency revaluation

Argentina - ARS

31 Dec 23	CURRENCY REVALUATION (ARS) REALISED	0.000	-0.01	0.00	0.00	0.00	0.00	-0.01	-0.01
31 Dec 23	GAIN/LOSS	0.000000							
	CURRENCY REVALUATION (ARS) REALISED GAIN/LOSS								
Total Argentina - ARS			-0.01	0.00	0.00	0.00	0.00	-0.01	-0.01

Brazil - BRL

31 Dec 23	CURRENCY REVALUATION (BRL) REALISED	0.000	361.83	0.00	0.00	0.00	0.00	361.83	361.83
31 Dec 23	GAIN/LOSS	0.000000							
	CURRENCY REVALUATION (BRL) REALISED GAIN/LOSS								
Total Brazil - BRL			361.83	0.00	0.00	0.00	0.00	361.83	361.83

European Union - EUR

31 Dec 23	CURRENCY REVALUATION (EUR) REALISED	0.000	-0.03	0.00	0.00	0.00	0.00	-0.03	-0.03
31 Dec 23	GAIN/LOSS	0.000000							
	CURRENCY REVALUATION (EUR) REALISED GAIN/LOSS								
Total European Union - EUR			-0.03	0.00	0.00	0.00	0.00	-0.03	-0.03

Indonesia - IDR

31 Dec 23	CURRENCY REVALUATION (IDR) REALISED	0.000	111.87	0.00	0.00	0.00	0.00	111.87	111.87
31 Dec 23	GAIN/LOSS	0.000000							
	CURRENCY REVALUATION (IDR) REALISED GAIN/LOSS								
Total Indonesia - IDR			111.87	0.00	0.00	0.00	0.00	111.87	111.87

Mexico - MXN

31 Dec 23	CURRENCY REVALUATION (MXN) REALISED	0.000	990.23	0.00	0.00	0.00	0.00	990.23	990.23
31 Dec 23	GAIN/LOSS	0.000000							
	CURRENCY REVALUATION (MXN) REALISED GAIN/LOSS								

Portfolio Statement

1 DEC 23 - 31 DEC 23

Account Name UFCW TRI-STATE PEN-LOOMIS
Account number [REDACTED]

Page 114 of 270

Investment Transaction Detail

Trade Date	Security Description	Shares/PAR	Principal	Transaction Amount	Adjustment Amt	Cost	Market	Realized Gain/Loss	Total
Settle Date	Asset ID / Ticker	Price		Accrued Interest				Translation	
Trade Status	Broker / Commission								
	Narrative								

Currency Gain/Loss

Currency

Total Mexico - MXN			990.23	0.00	0.00	0.00	0.00	990.23	990.23
South Africa - ZAR									
31 Dec 23	CURRENCY REVALUATION (ZAR) REALISED	0.000	1,386.50	0.00	0.00	0.00	0.00	1,386.50	1,386.50
31 Dec 23	GAIN/LOSS	0.000000							
	CURRENCY REVALUATION (ZAR) REALISED GAIN/LOSS								
Total South Africa - ZAR			1,386.50	0.00	0.00	0.00	0.00	1,386.50	1,386.50
Total currency revaluation			2,850.39	0.00	0.00	0.00	0.00	2,850.39	2,850.39
Total currency			2,850.39	0.00	0.00	0.00	0.00	2,850.39	2,850.39
Total currency gain/loss			0.00	2,850.39	0.00	0.00	0.00	2,850.39	2,850.39

Principal Paydowns

Fixed Income

Corporate bonds

United Kingdom - USD

1 Dec 23	PVTPL BRITISH AWYS PASS THRU CTFS 3.35%	-2,798.900	2,798.90	0.00	0.00	-2,798.90	0.00	0.00	0.00
15 Dec 23	12-15-2030 BEO								
Settled	CUSIP: 11043XAB9 / PVTPL1	100.000000							
	CHICAGO INCOME								
	BRIT AWYS PASS AST BACKED								
	3.35% 15/12/2030 PRICE: 100.0								
	NET BROKER: CHICAGO INCOME								
Total United Kingdom - USD			2,798.90	0.00	0.00	-2,798.90	0.00	0.00	0.00
Total corporate bonds			2,798.90	0.00	0.00	-2,798.90	0.00	0.00	0.00

Portfolio Statement

1 DEC 23 - 31 DEC 23

Account Name UFCW TRI-STATE PEN-LOOMIS
Account number [REDACTED]

Page 115 of 270

Investment Transaction Detail

Trade Date	Security Description						Realized Gain/Loss			
Settle Date	Asset ID / Ticker		Shares/PAR	Principal	Transaction Amount	Adjustment Amt	Cost	Market	Translation	Total
Trade Status	Broker / Commission	Narrative	Price		Accrued Interest					

Principal Paydowns

Fixed Income

Government mortgage backed securities

United States - USD

22 Dec 23	PVTPF FREDDIE MAC MULTICLASS SR 22-DNA3		-488.190	488.19	0.00	0.00	-488.19	0.00	0.00	0.00
26 Dec 23	CL M1A FLTG RT 04-25-2042 REG									
Settled	SEDOL: BP69XG2 / CMO1		100.000000							
	CHICAGO INCOME									
	FREDDIE MAC ST RE FR MBS									
	25/04/2042 USD 144A PRICE:									
	100.0 NET BROKER: CHICAGO									
	INCOME									

Total United States - USD				488.19	0.00	0.00	-488.19	0.00	0.00	0.00
---------------------------	--	--	--	--------	------	------	---------	------	------	------

Total government mortgage backed securities				488.19	0.00	0.00	-488.19	0.00	0.00	0.00
---	--	--	--	--------	------	------	---------	------	------	------

Commercial mortgage-backed

United States - USD

1 Dec 23	CMO COMM 2012-LC4 MTG TR CTF CL B DUE		-254.970	254.97	0.00	0.00	-256.37	-1.40	0.00	-1.40
12 Dec 23	12-10-2044 REG									
Settled	SEDOL: B7XH385 / CMO1		100.000000							
	CHICAGO INCOME									
	COMMERCL MTG 2012 FR MBS									
	12/12/2044 USD PRICE: 100.0									
	NET BROKER: CHICAGO INCOME									

1 Dec 23	CMO WF-RBS COMMERCIAL MORTGAGE TRUST		-2,948.220	2,948.22	0.00	0.00	-2,922.79	25.43	0.00	25.43
15 Dec 23	2012-C10 B 3.744% 12-15-2045									
Settled	CUSIP: 92890NAX7 / SPCL1		100.000000							
	CHICAGO INCOME									
	WELLS FARGO COM.MT 3.744% MBS									
	15/12/2045USD PRICE: 100.0 NET									
	BROKER: CHICAGO INCOME									

1 Dec 23	HOME PARTNERS AMER 2.852% DUE 12-17-2026		-15.450	15.45	0.00	0.00	-15.45	0.00	0.00	0.00
19 Dec 23	CUSIP: 43732VAG1 / SPCL1									
Settled	CHICAGO INCOME		100.000000							
	HOME PTNRS OF AMER 2.852%									
	A/BKD 25/01/2035 PRICE: 100.0									
	NET BROKER: CHICAGO INCOME									

Portfolio Statement

1 DEC 23 - 31 DEC 23

Account Name UFCW TRI-STATE PEN-LOOMIS Account number [REDACTED]

Page 116 of 270

Investment Transaction Detail

Trade Date	Security Description						Realized Gain/Loss			
Settle Date	Asset ID / Ticker		Shares/PAR	Principal	Transaction Amount	Adjustment Amt	Cost	Market	Translation	Total
Trade Status	Broker / Commission	Narrative	Price		Accrued Interest					

Principal Paydowns

Fixed Income

1 Dec 23 15 Dec 23 Settled	JPMBB COML MTG 4.7124 DUE 08-15-2046 CUSIP: 46640LAK8 / SPCL1 CHICAGO INCOME JPMBB COML MTG COML MTG 4.7124% 15/08/2046 PRICE: 100.0 NET BROKER: CHICAGO INCOME	-20,682.730 100.000000	20,682.73	0.00	0.00	-19,441.77	1,240.96	0.00	1,240.96
1 Dec 23 11 Dec 23 Settled	PVTPL CVS LEASE BACKED PASS THRU SER 2014 TR PASSTHRU CTF 4.163 08-11-2036 SEDOL: BP81YJ6 / PVTPL1 CHICAGO INCOME CVS LEASE BACKED PASS THRU SER 2014 TR PASSTHRU C PRICE: 100.0 NET BROKER: CHICAGO INCOME	-732.790 100.000000	732.79	0.00	0.00	-734.07	-1.28	0.00	-1.28
18 Dec 23 19 Dec 23 Settled	HOME PARTNERS AMER 2.952% DUE 12-17-2026 CUSIP: 43732VAJ5 / SPCL1 CHICAGO INCOME HOME PTNRS OF AMER 2.952% A/BKD 19/04/2039 PRICE: 100.0 NET BROKER: CHICAGO INCOME	-12.360 100.000000	12.36	0.00	0.00	-12.36	0.00	0.00	0.00
Total United States - USD			24,646.52	0.00	0.00	-23,382.81	1,263.71	0.00	1,263.71
Total commercial mortgage-backed			24,646.52	0.00	0.00	-23,382.81	1,263.71	0.00	1,263.71

Asset backed securities

United States - USD

1 Dec 23	PVTPL PLANET FITNESS MASTER ISSUER L	-187.500	187.50	0.00	0.00	-187.50	0.00	0.00	0.00
5 Dec 23	2019-1 SR SECD NT CL A-2 144A 3.858								
Settled	SEDOL: BL0L838 / SPCL1	100.000000							
	CHICAGO INCOME								
	PLANET FITNESS INC 3.858%								
	A/BKD 02/12/2049 PRICE: 100.0								
	NET BROKER: CHICAGO INCOME								
8 Dec 23	PVTPL KESTREL AIRCRAFT FDG LTD/KESTREL	-3,638.520	3,638.52	0.00	0.00	-3,535.87	102.65	0.00	102.65
15 Dec 23	AIRCRAFT NT SER 2018 A 4.25 12-15-2038								
Settled	CUSIP: 49255PAA1 / SPCL1	100.000000							
	CHICAGO INCOME								
	KESTREL AIRCRAFT 4.25% A/BKD								
	15/12/2038 USD PRICE: 100.0								
	NET BROKER: CHICAGO INCOME								

Portfolio Statement

1 DEC 23 - 31 DEC 23

Account Name UFCW TRI-STATE PEN-LOOMIS Account number [REDACTED]

Investment Transaction Detail

Page 117 of 270

Trade Date	Security Description							Realized Gain/Loss		
Settle Date	Asset ID / Ticker	Shares/PAR	Principal	Transaction Amount	Accrued Interest	Adjustment Amt	Cost	Market	Translation	Total
Trade Status	Broker / Commission Narrative	Price								

Principal Paydowns

Fixed Income

22 Dec 23	510 ASSET BACKED 2021-NPL1 TR ASSET	-1,062.080	1,062.08	0.00	0.00	-1,062.08	0.00	0.00	0.00
26 Dec 23	BACKED NT CL A1 144A 2.2395% 06-25-2061								
Settled	SEDOL: BMFB818 / CHICAGO INCOME	100.000000							
	510 ASSET BACKED T FR A/BKD								
	25/05/2061 USD 144 PRICE:								
	100.0 NET BROKER: CHICAGO INCOME								

Total United States - USD			4,888.10	0.00	0.00	-4,785.45	102.65	0.00	102.65
---------------------------	--	--	----------	------	------	-----------	--------	------	--------

Total asset backed securities			4,888.10	0.00	0.00	-4,785.45	102.65	0.00	102.65
-------------------------------	--	--	----------	------	------	-----------	--------	------	--------

Non-government backed c.m.o.s

United States - USD

24 Oct 23	REVERSAL: PVTPL CMO LEGACY MTG ASSET TR	593.850	-593.85	0.00	0.00	586.06	-7.79	0.00	-7.79
25 Oct 23	SER-19-GS7 CL A1 VAR 06-25-2059 BEO								
NA	CUSIP: 52474MAA7 / CMO1	100.000000							
	CHICAGO INCOME								
	LEGACY MTG ASSEGS7 FR A/BKD								
	25/11/2059 USD 144 PRICE:								
	100.0 NET BROKER: CHICAGO INCOME								

24 Oct 23	PVTPL CMO LEGACY MTG ASSET TR SER-19-GS7	-593.210	593.21	0.00	0.00	-585.42	7.79	0.00	7.79
25 Oct 23	CL A1 VAR 06-25-2059 BEO								
Settled	CUSIP: 52474MAA7 / CMO1	100.000000							
	CHICAGO INCOME								
	LEGACY MTG ASSEGS7 FR A/BKD								
	25/11/2059 USD 144 PRICE:								
	100.0 NET BROKER: CHICAGO INCOME								

1 Dec 23	CMO CR SUISSE FIRST BOSTON MTG SECS	-36.660	36.66	0.00	0.00	-38.40	-1.74	0.00	-1.74
26 Dec 23	CORP2003-27 CL IV-A-4 5.75 11-25-2033								
Settled	SEDOL: BKX5CV6 / CMO1	100.000000							
	CHICAGO INCOME								
	CR SUISSE FIRST BOSTON MTG								
	SECS CORP 2003-27 CL PRICE:								
	100.0 NET BROKER: CHICAGO INCOME								

Portfolio Statement

1 DEC 23 - 31 DEC 23

Account Name UFCW TRI-STATE PEN-LOOMIS
Account number [REDACTED]

Investment Transaction Detail

Page 118 of 270

Trade Date	Security Description	Asset ID / Ticker	Shares/PAR	Principal	Transaction Amount	Adjustment Amt	Cost	Realized Gain/Loss		
Settle Date	Broker / Commission		Price		Accrued Interest			Market	Translation	Total
Trade Status	Narrative									
Principal Paydowns										
Fixed Income										
1 Dec 23	CMO CWMBS INC 2003-59 MTG PASSTHRU CTF		-366.620	366.62	0.00	0.00	-371.20	-4.58	0.00	-4.58
26 Dec 23	1-A-1 ALT LN TR 5.75% DUE 12-25-2033									
Settled	REGCUSIP: 12669FEE9 / CMO1	100.000000								
	CHICAGO INCOME									
	CHL MTG PASS-THRU 5.75% A/BKD									
	25/12/2033USD PRICE: 100.0 NET									
	BROKER: CHICAGO INCOME									
1 Dec 23	CMO CWMBS INC 2003-59 MTG PASSTHRU CTF		-2,396.320	2,396.32	0.00	0.00	-2,413.54	-17.22	0.00	-17.22
26 Dec 23	3-A-1 ALT LN TR 6% DUE 12-25-2033 REG									
Settled	SEDOL: BD0DNQ6 / CMO1	100.000000								
	CHICAGO INCOME									
	CWMBS INC 6% A/BKD 25/12/2033									
	USD PRICE: 100.0 NET BROKER:									
	CHICAGO INCOME									
1 Dec 23	CSMC 2021-RPL4 TR FLTG RT 1.79561% DUE		-1,035.400	1,035.40	0.00	0.00	-1,035.40	0.00	0.00	0.00
26 Dec 23	12-27-2060									
Settled	CUSIP: 12662GAC2 / SPCL1	100.000000								
	CHICAGO INCOME									
	CSMC 2020-WEST FR A/BKD									
	27/12/2060 USD 144 PRICE:									
	100.0 NET BROKER: CHICAGO									
	INCOME									
1 Dec 23	PRPM 2021-3 LLC 1.867% 04-25-2026		-1,615.500	1,615.50	0.00	0.00	-1,615.48	0.02	0.00	0.02
26 Dec 23	CUSIP: 69357PAA6 /									
Settled	CHICAGO INCOME	100.000000								
	PRPM LLC 2021-3 FR A/BKD									
	25/04/2026 USD 144 PRICE:									
	100.0 NET BROKER: CHICAGO									
	INCOME									
22 Dec 23	PRPM 2021-8 LLC ASSET BACKED NT CL A-1		-642.000	642.00	0.00	0.00	-641.99	0.01	0.00	0.01
26 Dec 23	144A 1.74300003052% 09-25-2026									
Settled	CUSIP: 69360MAA8 /	100.000000								
	CHICAGO INCOME									
	PRPM 2021-8 LLC FR A/BKD									
	15/03/2030 USD 144 PRICE:									
	100.0 NET BROKER: CHICAGO									
	INCOME									

Portfolio Statement

1 DEC 23 - 31 DEC 23

Account Name UFCW TRI-STATE PEN-LOOMIS Account number

Page 119 of 270

Investment Transaction Detail

Trade Date	Security Description							Realized Gain/Loss		
Settle Date	Asset ID / Ticker									
Trade Status	Broker / Commission	Shares/PAR	Principal	Transaction Amount	Accrued Interest	Adjustment Amt	Cost	Market	Translation	Total
	Narrative	Price								
Principal Paydowns										
Fixed Income										
22 Dec 23	PRPM 2021-9 LLC ASSET BACKED NT CL A-1	-637.350	637.35		0.00	0.00	-637.35	0.00	0.00	0.00
26 Dec 23	144A 2.363% 10-25-2026									
Settled	SEDOL: BNRRGC8 / CHICAGO INCOME PRESTON RIDGE PART FR A/BKD 25/10/2026 USD 144 PRICE: 100.0 NET BROKER: CHICAGO INCOME	100.000000								
22 Dec 23	PVTPL CMO CN AVE SECS TR 2020-R01 NT CL	-491.360	491.36		0.00	0.00	-347.79	143.57	0.00	143.57
26 Dec 23	1M-2 144A VAR RT DUE 01-25-2040 BEO									
Settled	SEDOL: BKV26W8 / CMO1 CHICAGO INCOME FED NATL MORT ASSC FR MBS 25/01/2040 USD144A PRICE: 100.0 NET BROKER: CHICAGO INCOME	100.000000								
22 Dec 23	PVTPL CMO LEGACY MTG ASSET TR SER-19-GS7	-267.980	267.98		0.00	0.00	-264.46	3.52	0.00	3.52
26 Dec 23	CL A1 VAR 06-25-2059 BEO									
Settled	CUSIP: 52474MAA7 / CMO1 CHICAGO INCOME LEGACY MTG ASSEGS7 FR A/BKD 25/11/2059 USD 144 PRICE: 100.0 NET BROKER: CHICAGO INCOME	100.000000								
22 Dec 23	PVTPL CMO PRESTON RIDGE PARTNERS	-950.880	950.88		0.00	0.00	-950.87	0.01	0.00	0.01
26 Dec 23	MORTGAGE TR SER 21-5 CL A1 STEP									
Settled	06-25-2024 BEO CUSIP: 69358DAA2 / CMO1 CHICAGO INCOME PRPM LLC FR A/BKD 25/06/2026 USD 144 PRICE: 100.0 NET BROKER: CHICAGO INCOME	100.000000								

Portfolio Statement

1 DEC 23 - 31 DEC 23

Account Name UFCW TRI-STATE PEN-LOOMIS
Account number [REDACTED]

Page 120 of 270

Investment Transaction Detail

Trade Date	Security Description	Shares/PAR	Principal	Transaction Amount	Adjustment Amt	Cost	Realized Gain/Loss		Total
Settle Date	Asset ID / Ticker Broker / Commission Narrative						Market	Translation	

Principal Paydowns

Fixed Income

22 Dec 23	TOORAK MTG CORP 2.2395% DUE 06-25-2024	-8,243.770	8,243.77	0.00	0.00	-8,243.76	0.01	0.00	0.01
26 Dec 23	CUSIP: 89053BAA2 / SPCL1								
Settled	CHICAGO INCOME	100.000000							
	TOORAK MTG CORP 20 2.2395%								
	A/BKD 25/06/2024 PRICE: 100.0								
	NET BROKER: CHICAGO INCOME								
Total United States - USD			16,683.20	0.00	0.00	-16,559.60	123.60	0.00	123.60
Total non-government backed c.m.o.s			16,683.20	0.00	0.00	-16,559.60	123.60	0.00	123.60
Total fixed income			49,504.91	0.00	0.00	-48,014.95	1,489.96	0.00	1,489.96
Total principal paydowns			-49,504.91	49,504.91	0.00	-48,014.95	1,489.96	0.00	1,489.96

Purchases

Fixed Income

Government bonds

United States - USD

5 Dec 23	UNITED STATES TREAS BDS DTD 00300 4.75%	315,000.000	-338,108.20	-904.33	0.00	338,108.20	0.00	0.00	0.00
7 Dec 23	11-15-2053								
Settled	SEDOL: BRBS4M1 /	107.335938							
	BNP PARIBAS SECURITIES CORPORATION								
	USA TREASURY BDS 4.75% BDS								
	15/11/53 USD1000 PRICE:								
	107.33593 NET BROKER: BNP								
	PARIBAS SECURITIES CORPORATION								
5 Dec 23	UNITED STATES TREAS BDS 4.5% 08-15-2043	180,000.000	-176,786.72	-2,439.54	0.00	176,786.72	0.00	0.00	0.00
7 Dec 23	SEDOL: BQC4SL8 /								
Settled	MORGAN STANLEY AND CO., LLC	98.214844							
	USA TREASURY BDS 4.375% BDS								
	15/08/43 USD1000 PRICE:								
	98.21484 NET BROKER: MORGAN								
	STANLEY AND CO., LLC								
Total United States - USD			-514,894.92	-3,343.87	0.00	514,894.92	0.00	0.00	0.00

Portfolio Statement

1 DEC 23 - 31 DEC 23

Account Name UFCW TRI-STATE PEN-LOOMIS Account number

Page 121 of 270

Investment Transaction Detail

Trade Date	Security Description						Realized Gain/Loss		
Settle Date	Asset ID / Ticker	Shares/PAR	Principal	Transaction Amount	Adjustment Amt	Cost	Market	Translation	Total
Trade Status	Broker / Commission	Price		Accrued Interest					
	Narrative								

Purchases

Fixed Income

Uruguay - USD

12 Dec 23	URUGUAY REP GLOBAL BD 8.25% DUE	1,550,000.000	-35,706.39	-205.02	0.00	35,706.39	0.00	0.00	0.00
14 Dec 23	05-21-2031 REG								
Settled	CUSIP: 917288BM3 / HSBC (GLBL MRKTS EQUITIES OPERATION URUGUAY(REP OF) BDS 20/05/2031 USD PRICE: 2.30363 NET BROKER: HSBC (GLBL MRKTS EQUITIES OPERATION	2.303638							

Total Uruguay - USD			-35,706.39	-205.02	0.00	35,706.39	0.00	0.00	0.00
---------------------	--	--	------------	---------	------	-----------	------	------	------

Total government bonds			-550,601.31	-3,548.89	0.00	550,601.31	0.00	0.00	0.00
------------------------	--	--	-------------	-----------	------	------------	------	------	------

Corporate bonds

United States - USD

5 Dec 23	CHENIERE ENERGY FIXED 4% DUE 03-01-2031	10,000.000	-8,905.00	-106.67	0.00	8,905.00	0.00	0.00	0.00
7 Dec 23	SEDOL: BM8JV21 /								
Settled	MORGAN STANLEY AND CO., LLC CHENIERE ENERGY PA 4% GTD SNR 01/03/31 USD1000 PRICE: 89.05 NET BROKER: MORGAN STANLEY AND CO., LLC	89.050000							

Total United States - USD			-8,905.00	-106.67	0.00	8,905.00	0.00	0.00	0.00
---------------------------	--	--	-----------	---------	------	----------	------	------	------

Total corporate bonds			-8,905.00	-106.67	0.00	8,905.00	0.00	0.00	0.00
-----------------------	--	--	-----------	---------	------	----------	------	------	------

Total fixed income			-559,506.31	-3,655.56	0.00	559,506.31	0.00	0.00	0.00
--------------------	--	--	-------------	-----------	------	------------	------	------	------

Cash and Cash Equivalents

Funds - short term investment

United States - USD

4 Dec 23	NT COLLECTIVE SHORT TERM INVT FD	11,203.800	-11,203.80	0.00	0.00	11,203.80	0.00	0.00	0.00
4 Dec 23	CUSIP: 66586U452 /								
Settled	NORTHERN TRUST COMPANY, CHICAGO NT COLTV SHORT INVT FD PRICE: 1.0 NET BROKER: NORTHERN TRUST COMPANY, CHICAGO	1.000000							

Portfolio Statement

1 DEC 23 - 31 DEC 23

Account Name UFCW TRI-STATE PEN-LOOMIS Account number [REDACTED]

Investment Transaction Detail

Page 122 of 270

Trade Date Settle Date Trade Status	Security Description Asset ID / Ticker Broker / Commission Narrative	Shares/PAR Price	Principal	Transaction Amount Accrued Interest	Adjustment Amt	Cost	Realized Gain/Loss		
							Market	Translation	Total
<i>Purchases</i>									
Cash and Cash Equivalents									
5 Dec 23 5 Dec 23 Settled	NT COLLECTIVE SHORT TERM INVT FD CUSIP: 66586U452 / NORTHERN TRUST COMPANY, CHICAGO NT COLTV SHORT INVT FD PRICE: 1.0 NET BROKER: NORTHERN TRUST COMPANY, CHICAGO	221,948.300 1.000000	-221,948.30	0.00	0.00	221,948.30	0.00	0.00	0.00
8 Dec 23 8 Dec 23 Settled	NT COLLECTIVE SHORT TERM INVT FD CUSIP: 66586U452 / NORTHERN TRUST COMPANY, CHICAGO NT COLTV SHORT INVT FD PRICE: 1.0 NET BROKER: NORTHERN TRUST COMPANY, CHICAGO	6,556.570 1.000000	-6,556.57	0.00	0.00	6,556.57	0.00	0.00	0.00
11 Dec 23 11 Dec 23 Settled	NT COLLECTIVE SHORT TERM INVT FD CUSIP: 66586U452 / NORTHERN TRUST COMPANY, CHICAGO NT COLTV SHORT INVT FD PRICE: 1.0 NET BROKER: NORTHERN TRUST COMPANY, CHICAGO	7,478.820 1.000000	-7,478.82	0.00	0.00	7,478.82	0.00	0.00	0.00
12 Dec 23 12 Dec 23 Settled	NT COLLECTIVE SHORT TERM INVT FD CUSIP: 66586U452 / NORTHERN TRUST COMPANY, CHICAGO NT COLTV SHORT INVT FD PRICE: 1.0 NET BROKER: NORTHERN TRUST COMPANY, CHICAGO	7,912.830 1.000000	-7,912.83	0.00	0.00	7,912.83	0.00	0.00	0.00
13 Dec 23 13 Dec 23 Settled	NT COLLECTIVE SHORT TERM INVT FD CUSIP: 66586U452 / NORTHERN TRUST COMPANY, CHICAGO NT COLTV SHORT INVT FD PRICE: 1.0 NET BROKER: NORTHERN TRUST COMPANY, CHICAGO	10,814.880 1.000000	-10,814.88	0.00	0.00	10,814.88	0.00	0.00	0.00
15 Dec 23 15 Dec 23 Settled	NT COLLECTIVE SHORT TERM INVT FD CUSIP: 66586U452 / NORTHERN TRUST COMPANY, CHICAGO NT COLTV SHORT INVT FD PRICE: 1.0 NET BROKER: NORTHERN TRUST COMPANY, CHICAGO	107,825.240 1.000000	-107,825.24	0.00	0.00	107,825.24	0.00	0.00	0.00

Portfolio Statement

1 DEC 23 - 31 DEC 23

Account Name UFCW TRI-STATE PEN-LOOMIS
Account number [REDACTED]

Investment Transaction Detail

Page 123 of 270

Trade Date Settle Date Trade Status	Security Description Asset ID / Ticker Broker / Commission	Shares/PAR Price	Principal	Transaction Amount Accrued Interest	Adjustment Amt	Cost	Realized Gain/Loss		
	Narrative						Market	Translation	Total
<i>Purchases</i>									
Cash and Cash Equivalents									
18 Dec 23 18 Dec 23 Settled	NT COLLECTIVE SHORT TERM INVT FD CUSIP: 66586U452 / NORTHERN TRUST COMPANY, CHICAGO NT COLTV SHORT INVT FD PRICE: 1.0 NET BROKER: NORTHERN TRUST COMPANY, CHICAGO	13,935.710 1.000000	-13,935.71	0.00	0.00	13,935.71	0.00	0.00	0.00
21 Dec 23 21 Dec 23 Settled	NT COLLECTIVE SHORT TERM INVT FD CUSIP: 66586U452 / NORTHERN TRUST COMPANY, CHICAGO NT COLTV SHORT INVT FD PRICE: 1.0 NET BROKER: NORTHERN TRUST COMPANY, CHICAGO	991,698.830 1.000000	-991,698.83	0.00	0.00	991,698.83	0.00	0.00	0.00
26 Dec 23 26 Dec 23 Settled	NT COLLECTIVE SHORT TERM INVT FD CUSIP: 66586U452 / NORTHERN TRUST COMPANY, CHICAGO NT COLTV SHORT INVT FD PRICE: 1.0 NET BROKER: NORTHERN TRUST COMPANY, CHICAGO	21,225.410 1.000000	-21,225.41	0.00	0.00	21,225.41	0.00	0.00	0.00
28 Dec 23 28 Dec 23 Settled	NT COLLECTIVE SHORT TERM INVT FD CUSIP: 66586U452 / NORTHERN TRUST COMPANY, CHICAGO NT COLTV SHORT INVT FD PRICE: 1.0 NET BROKER: NORTHERN TRUST COMPANY, CHICAGO	24,758.970 1.000000	-24,758.97	0.00	0.00	24,758.97	0.00	0.00	0.00
29 Dec 23 29 Dec 23 Settled	NT COLLECTIVE SHORT TERM INVT FD CUSIP: 66586U452 / NORTHERN TRUST COMPANY, CHICAGO NT COLTV SHORT INVT FD PRICE: 1.0 NET BROKER: NORTHERN TRUST COMPANY, CHICAGO	10,269.380 1.000000	-10,269.38	0.00	0.00	10,269.38	0.00	0.00	0.00
Total United States - USD			-1,435,628.74	0.00	0.00	1,435,628.74	0.00	0.00	0.00
Total funds - short term investment			-1,435,628.74	0.00	0.00	1,435,628.74	0.00	0.00	0.00

Portfolio Statement

1 DEC 23 - 31 DEC 23

Account Name UFCW TRI-STATE PEN-LOOMIS Account number

Page 124 of 270

Investment Transaction Detail

Trade Date Settle Date Trade Status	Security Description Asset ID / Ticker Broker / Commission Narrative	Shares/PAR Price	Principal	Transaction Amount		Adjustment Amt	Cost	Realized Gain/Loss		Total
				Accrued Interest				Market	Translation	
<i>Purchases</i>										
Cash and Cash Equivalents										
Short term bills and notes										
United States - USD										
6 Dec 23 7 Dec 23 Settled	UNITED STATES OF AMER TREAS BILLS 0% T-BILL 06-06-2024 SEDOL: BNKBFJ7 / BANK OF MONTREAL USA TREASURY BILLS 0% T-BILL 06/06/2024 USD PRICE: 97.39537 NET BROKER: BANK OF MONTREAL	375,000.000 97.395378	-365,232.67		0.00	0.00	365,232.67	0.00	0.00	0.00
20 Dec 23 21 Dec 23 Settled	UNITED STATES OF AMER TREAS BILLS 0% T-BILL 06-20-2024 SEDOL: BPRBH54 / CITADEL SECURITIES LLC USA TREASURY BILLS 0% T-BILL 20/06/2024 USD PRICE: 97.43 NET BROKER: CITADEL SECURITIES LLC	1,000,000.000 97.430008	-974,300.08		0.00	0.00	974,300.08	0.00	0.00	0.00
29 Dec 23 2 Jan 24 Pending	UNITED STATES OF AMER TREAS BILLS 0% T-BILL 06-27-2024 SEDOL: BRT4MK5 / CITADEL SECURITIES LLC USA TREASURY BILLS 0% T-BILL 27/06/24 USD1000 PRICE: 97.52077 NET BROKER: CITADEL SECURITIES LLC	255,000.000 97.520771	-248,677.97		0.00	0.00	248,677.97	0.00	0.00	0.00
Total United States - USD			-1,588,210.72		0.00	0.00	1,588,210.72	0.00	0.00	0.00
Total short term bills and notes			-1,588,210.72		0.00	0.00	1,588,210.72	0.00	0.00	0.00
Total cash and cash equivalents			-3,023,839.46		0.00	0.00	3,023,839.46	0.00	0.00	0.00
Total purchases			5,120,628.74	-3,583,345.77	-3,655.56	0.00	3,583,345.77	0.00	0.00	0.00

Portfolio Statement

1 DEC 23 - 31 DEC 23

Account Name UFCW TRI-STATE PEN-LOOMIS Account number

Page 125 of 270

Investment Transaction Detail

Trade Date	Security Description							Realized Gain/Loss		
Settle Date	Asset ID / Ticker		Shares/PAR	Principal	Transaction Amount	Adjustment Amt	Cost	Market	Translation	Total
Trade Status	Broker / Commission	Narrative	Price		Accrued Interest					

Sales

Fixed Income

Government bonds

United States - USD

20 Dec 23	UNITED STATES OF AMER TREAS BONDS 4.0%	-1,720,000.000		1,677,537.50	6,804.40	0.00	-1,772,957.63	-95,420.13	0.00	-95,420.13
21 Dec 23	11-15-2042									
Settled	SEDOL: BL56GP6 /	97.531250								
	THE BANK OF NEW YORK MELLON									
	USA TREASURY BDS 4% BDS									
	15/11/2042 USD1000 PRICE:									
	97.53125 NET BROKER: THE BANK									
	OF NEW YORK MELLON									

20 Dec 23	UNITED STATES TREAS BDS DTD 02/15/2023	-285,000.000		273,266.02	3,841.31	0.00	-282,650.98	-9,384.96	0.00	-9,384.96
21 Dec 23	3.875% 02-15-2043									
Settled	SEDOL: BMXHQM5 /	95.882813								
	GOLDMAN, SACHS AND CO.									
	USA TREASURY BDS 3.875% BDS									
	15/02/43 USD1000 PRICE:									
	95.88281 NET BROKER: GOLDMAN,									
	SACHS AND CO.									

Total United States - USD				1,950,803.52	10,645.71	0.00	-2,055,608.61	-104,805.09	0.00	-104,805.09
---------------------------	--	--	--	--------------	-----------	------	---------------	-------------	------	-------------

Total government bonds				1,950,803.52	10,645.71	0.00	-2,055,608.61	-104,805.09	0.00	-104,805.09
------------------------	--	--	--	--------------	-----------	------	---------------	-------------	------	-------------

Corporate bonds

Netherlands - USD

5 Dec 23	AERCAP IRELAND CAP 3.65% DUE 07-21-2027	-155,000.000		144,768.45	2,137.28	0.00	-117,800.00	26,968.45	0.00	26,968.45
7 Dec 23	SEDOL: BDBSC18 /									
Settled	BANK OF AMERICA MERRILL LYNCH-BAML	93.399000								
	AERCAP IRE CAP DAC 3.65% GTD									
	SNR 21/07/27 U PRICE: 93.399									
	NET BROKER: BANK OF AMERICA									
	MERRILL LYNCH-BAML									

Total Netherlands - USD				144,768.45	2,137.28	0.00	-117,800.00	26,968.45	0.00	26,968.45
-------------------------	--	--	--	------------	----------	------	-------------	-----------	------	-----------

Portfolio Statement

1 DEC 23 - 31 DEC 23

Account Name UFCW TRI-STATE PEN-LOOMIS
Account number [REDACTED]

Investment Transaction Detail

Page 126 of 270

Trade Date	Security Description	Shares/PAR				Realized Gain/Loss			
Settle Date	Asset ID / Ticker		Principal	Transaction Amount	Adjustment Amt	Cost	Market	Translation	Total
Trade Status	Broker / Commission	Price		Accrued Interest					
	Narrative								

Sales

Fixed Income

United Kingdom - USD

1 Dec 23	PVTPL STANDARD CHARTERED PLC 4.644%	-200,000.000	183,358.00	1,651.20	0.00	-200,000.00	-16,642.00	0.00	-16,642.00
5 Dec 23	04-01-2031								
Settled	CUSIP: 853254BS8 / PVTPL1	91.679000							
	SG AMERICAS SECURITIES LLC								
	STANDARD CHART PLC 4.644%-FRN								
	SNR 01/04/31 U PRICE: 91.679								
	NET BROKER: SG AMERICAS								
	SECURITIES LLC								
Total United Kingdom - USD			183,358.00	1,651.20	0.00	-200,000.00	-16,642.00	0.00	-16,642.00

United States - USD

5 Dec 23	AVIATION CAP GROUP 1.95% DUE 01-30-2026	-30,000.000	27,472.80	206.38	0.00	-25,218.00	2,254.80	0.00	2,254.80
7 Dec 23	SEDOL: BMHYFQ9 /								
Settled	GOLDMAN, SACHS AND CO.	91.576000							
	AVIATION CAP GROUP 1.95% SNR								
	30/01/26 USD2000 PRICE: 91.576								
	NET BROKER: GOLDMAN, SACHS AND								
	CO.								
19 Dec 23	BARINGS BDC INC FIXED 3.3% DUE	-5,000.000	4,536.85	12.83	0.00	-4,955.30	-418.45	0.00	-418.45
21 Dec 23	11-23-2026								
Settled	SEDOL: BPBS728 /	90.737000							
	STIFEL NICOLAUS & CO, INCORPORATED								
	BARINGS BDC INC 3.3% SNR								
	23/11/2026 USD1000 PRICE:								
	90.737 NET BROKER: STIFEL								
	NICOLAUS & CO, INCORPORATED								
5 Dec 23	CITIGROUP INC 4.125% DUE 07-25-2028	-60,000.000	56,600.40	907.50	0.00	-56,509.80	90.60	0.00	90.60
7 Dec 23	SEDOL: BYYKP97 /								
Settled	HEADLANDS HOLDINGS LLC	94.334000							
	CITIGROUP INC 4.125% SUB								
	25/07/2028 USD PRICE: 94.334								
	NET BROKER: HEADLANDS HOLDINGS								
	LLC								
5 Dec 23	DDR CORP FIXED 4.7% DUE 06-01-2027	-325,000.000	315,922.75	254.58	0.00	-324,405.25	-8,482.50	0.00	-8,482.50
7 Dec 23	SEDOL: BYZ8KH3 /								
Settled	MORGAN STANLEY AND CO., LLC	97.207000							
	SITE CENTERS CORP 4.7% SNR								
	01/06/2027 USD2000 PRICE:								
	97.207 NET BROKER: MORGAN								
	STANLEY AND CO., LLC								

Portfolio Statement

1 DEC 23 - 31 DEC 23

Account Name UFCW TRI-STATE PEN-LOOMIS
Account number [REDACTED]

Investment Transaction Detail

Page 127 of 270

Trade Date Settle Date Trade Status	Security Description Asset ID / Ticker Broker / Commission Narrative	Shares/PAR Price	Principal	Transaction Amount Accrued Interest	Adjustment Amt	Cost	Realized Gain/Loss			
							Market	Translation	Total	
Sales										
Fixed Income										
28 Dec 23 2 Jan 24 Pending	GENERAL MTRS CO 5.4% 04-01-2048 SEDOL: BD93Q91 / MORGAN STANLEY AND CO., LLC GENERAL MOTORS CO 5.4% SNR 01/04/2048 USD2000 PRICE: 91.992 NET BROKER: MORGAN STANLEY AND CO., LLC	-5,000.000 91.992000	4,599.60	68.25	0.00	-5,631.07	-1,031.47	0.00	-1,031.47	
26 Dec 23 28 Dec 23 Settled	GENERAL MTRS CO 5.95% DUE 04-01-2049 SEDOL: BGLRQ81 / J. P. MORGAN SECURITIES LLC GENERAL MOTORS CO 5.95% SNR 01/04/49 USD2000 PRICE: 97.578 NET BROKER: J. P. MORGAN SECURITIES LLC	-20,000.000 97.578000	19,515.60	287.58	0.00	-23,993.56	-4,477.96	0.00	-4,477.96	
26 Dec 23 28 Dec 23 Settled	GENERAL MTRS CO 5.95% DUE 04-01-2049 SEDOL: BGLRQ81 / J. P. MORGAN SECURITIES LLC GENERAL MOTORS CO 5.95% SNR 01/04/49 USD2000 PRICE: 97.678 NET BROKER: J. P. MORGAN SECURITIES LLC	-5,000.000 97.678000	4,883.90	71.89	0.00	-5,998.39	-1,114.49	0.00	-1,114.49	
27 Dec 23 29 Dec 23 Settled	GENERAL MTRS CO 5.95% DUE 04-01-2049 SEDOL: BGLRQ81 / J. P. MORGAN SECURITIES LLC GENERAL MOTORS CO 5.95% SNR 01/04/49 USD2000 PRICE: 98.907 NET BROKER: J. P. MORGAN SECURITIES LLC	-10,000.000 98.907000	9,890.70	145.45	0.00	-11,996.78	-2,106.08	0.00	-2,106.08	
1 Dec 23 5 Dec 23 Settled	HERCULES CAP INC SR NT 3.375% 01-20-2027 SEDOL: BNK9030 / GOLDMAN, SACHS AND CO. HERCULES CAPITAL I 3.375% SNR 20/01/27 USD1000 PRICE: 89.407 NET BROKER: GOLDMAN, SACHS AND CO.	-30,000.000 89.407000	26,822.10	379.69	0.00	-29,784.60	-2,962.50	0.00	-2,962.50	

Portfolio Statement

1 DEC 23 - 31 DEC 23

Account Name UFCW TRI-STATE PEN-LOOMIS
Account number [REDACTED]

Investment Transaction Detail

Page 128 of 270

Trade Date Settle Date Trade Status	Security Description Asset ID / Ticker Broker / Commission Narrative	Shares/PAR Price	Principal	Transaction Amount Accrued Interest	Adjustment Amt	Cost	Realized Gain/Loss			
							Market	Translation	Total	
Sales										
Fixed Income										
14 Dec 23 18 Dec 23 Settled	HERCULES CAP INC SR NT 3.375% 01-20-2027 SEDOL: BNK9030 / SMBC NIKKO SECURITIES AMERICA INC. HERCULES CAPITAL I 3.375% SNR 20/01/27 USD1000 PRICE: 90.465 NET BROKER: SMBC NIKKO SECURITIES AMERICA INC.	-5,000.000 90.465000	4,523.25	69.38	0.00	-4,964.10	-440.85	0.00	-440.85	
20 Dec 23 22 Dec 23 Settled	HERCULES CAP INC SR NT 3.375% 01-20-2027 SEDOL: BNK9030 / MARKETAXESS CORPORATION HERCULES CAPITAL I 3.375% SNR 20/01/27 USD1000 PRICE: 90.398 NET BROKER: MARKETAXESS CORPORATION	-5,000.000 90.398000	4,519.90	71.25	0.00	-4,964.10	-444.20	0.00	-444.20	
5 Dec 23 7 Dec 23 Settled	PACIFIC GAS & ELEC CO 5.45% DUE 06-15-2027/06-08-2022 BEO SEDOL: BMQ7GS8 / CITADEL SECURITIES INSTITUTIONAL LL PACIFIC GAS & ELEC 5.45% 1MTG 15/06/27 USD1000 PRICE: 99.427 NET BROKER: CITADEL SECURITIES INSTITUTIONAL LL	-20,000.000 99.427000	19,885.40	520.78	0.00	-19,965.00	-79.60	0.00	-79.60	
5 Dec 23 7 Dec 23 Settled	PVTPL VICI PPTYS /NT 4.25% DUE 12-01-2026 SEDOL: BK6X369 / PVTPL1 WELLS FARGO BANK, N.A. VICI PPTYS INC 4.25% GTD SNR 01/12/26 USD PRICE: 94.969 NET BROKER: WELLS FARGO BANK, N.A.	-75,000.000 94.969000	71,226.75	53.13	0.00	-70,192.60	1,034.15	0.00	1,034.15	
5 Dec 23 7 Dec 23 Settled	SANTANDER HLDGS USA INC 3.244% DUE 10-05-2026 REG SEDOL: BKT1T39 / MORGAN STANLEY AND CO., LLC SANTANDER HLDG USA 3.244% SNR 05/10/26 USD2000 PRICE: 92.769 NET BROKER: MORGAN STANLEY AND CO., LLC	-220,000.000 92.769000	204,091.80	1,229.12	0.00	-210,091.84	-6,000.04	0.00	-6,000.04	
Total United States - USD			774,491.80	4,277.81	0.00	-798,670.39	-24,178.59	0.00	-24,178.59	
Total corporate bonds			1,102,618.25	8,066.29	0.00	-1,116,470.39	-13,852.14	0.00	-13,852.14	

Portfolio Statement

1 DEC 23 - 31 DEC 23

Account Name UFCW TRI-STATE PEN-LOOMIS
Account number [REDACTED]

Investment Transaction Detail

Page 129 of 270

Trade Date	Security Description							Realized Gain/Loss		
Settle Date	Asset ID / Ticker	Shares/PAR	Principal	Transaction Amount	Accrued Interest	Adjustment Amt	Cost	Market	Translation	Total
Trade Status	Broker / Commission Narrative	Price								

Sales

Fixed Income

Corporate convertible bonds

United States - USD

1 Dec 23	PVTPL THE BEAUTY HEALTH CO 1.25%	-5,000.000	3,487.50	11.11	0.00	-3,905.81	-418.31	0.00	-418.31
5 Dec 23	10-01-2026								
Settled	SEDOL: BNYDHC6 / PVTPL1	69.750000							
	BANK OF AMERICA CORPORATION								
	THE BEAUTY HEALTH 1.25% CNV								
	SNR 01/10/26USD PRICE: 69.75								
	NET BROKER: BANK OF AMERICA CORPORATION								
7 Dec 23	PVTPL THE BEAUTY HEALTH CO 1.25%	-5,000.000	3,562.50	12.15	0.00	-3,905.82	-343.32	0.00	-343.32
11 Dec 23	10-01-2026								
Settled	SEDOL: BNYDHC6 / PVTPL1	71.250000							
	BANK OF AMERICA CORPORATION								
	THE BEAUTY HEALTH 1.25% CNV								
	SNR 01/10/26USD PRICE: 71.25								
	NET BROKER: BANK OF AMERICA CORPORATION								
8 Dec 23	PVTPL THE BEAUTY HEALTH CO 1.25%	-5,000.000	3,569.85	12.32	0.00	-3,905.81	-335.96	0.00	-335.96
12 Dec 23	10-01-2026								
Settled	SEDOL: BNYDHC6 / PVTPL1	71.397000							
	OPPENHEIMER AND CO, INC.								
	THE BEAUTY HEALTH 1.25% CNV								
	SNR 01/10/26USD PRICE: 71.397								
	NET BROKER: OPPENHEIMER AND CO, INC.								
8 Dec 23	PVTPL THE BEAUTY HEALTH CO 1.25%	-5,000.000	3,612.50	12.33	0.00	-3,905.82	-293.32	0.00	-293.32
12 Dec 23	10-01-2026								
Settled	SEDOL: BNYDHC6 / PVTPL1	72.250000							
	BANK OF AMERICA CORPORATION								
	THE BEAUTY HEALTH 1.25% CNV								
	SNR 01/10/26USD PRICE: 72.25								
	NET BROKER: BANK OF AMERICA CORPORATION								

Portfolio Statement

1 DEC 23 - 31 DEC 23

Account Name UFCW TRI-STATE PEN-LOOMIS
Account number [REDACTED]

Page 130 of 270

Investment Transaction Detail

Trade Date	Security Description						Realized Gain/Loss		
Settle Date	Asset ID / Ticker	Shares/PAR	Principal	Transaction Amount	Adjustment Amt	Cost	Market	Translation	Total
Trade Status	Broker / Commission Narrative	Price		Accrued Interest					

Sales

Fixed Income

12 Dec 23	PVTPL THE BEAUTY HEALTH CO 1.25%	-45,000.000	32,962.50	114.07	0.00	-35,152.33	-2,189.83	0.00	-2,189.83
14 Dec 23	10-01-2026								
Settled	SEDOL: BNYDHC6 / PVTPL1 BANK OF AMERICA CORPORATION THE BEAUTY HEALTH 1.25% CNV SNR 01/10/26USD PRICE: 73.25 NET BROKER: BANK OF AMERICA CORPORATION	73.250000							
Total United States - USD			47,194.85	161.98	0.00	-50,775.59	-3,580.74	0.00	-3,580.74
Total corporate convertible bonds			47,194.85	161.98	0.00	-50,775.59	-3,580.74	0.00	-3,580.74
Total fixed income			3,100,616.62	18,873.98	0.00	-3,222,854.59	-122,237.97	0.00	-122,237.97

Cash and Cash Equivalents

Funds - short term investment

United States - USD

1 Dec 23	NT COLLECTIVE SHORT TERM INVT FD	-214,674.820	214,674.82	0.00	0.00	-214,674.82	0.00	0.00	0.00
1 Dec 23	CUSIP: 66586U452 /								
Settled	NORTHERN TRUST COMPANY, CHICAGO NT COLTV SHORT INVT FD PRICE: 1.0 NET BROKER: NORTHERN TRUST COMPANY, CHICAGO	1.000000							
7 Dec 23	NT COLLECTIVE SHORT TERM INVT FD	-46,891.710	46,891.71	0.00	0.00	-46,891.71	0.00	0.00	0.00
7 Dec 23	CUSIP: 66586U452 /								
Settled	NORTHERN TRUST COMPANY, CHICAGO NT COLTV SHORT INVT FD PRICE: 1.0 NET BROKER: NORTHERN TRUST COMPANY, CHICAGO	1.000000							
14 Dec 23	NT COLLECTIVE SHORT TERM INVT FD	-137,834.840	137,834.84	0.00	0.00	-137,834.84	0.00	0.00	0.00
14 Dec 23	CUSIP: 66586U452 /								
Settled	NORTHERN TRUST COMPANY, CHICAGO NT COLTV SHORT INVT FD PRICE: 1.0 NET BROKER: NORTHERN TRUST COMPANY, CHICAGO	1.000000							

Portfolio Statement

1 DEC 23 - 31 DEC 23

Account Name UFCW TRI-STATE PEN-LOOMIS
Account number [REDACTED]

Investment Transaction Detail

Page 131 of 270

Trade Date Settle Date Trade Status	Security Description Asset ID / Ticker Broker / Commission Narrative	Shares/PAR Price	Principal	Transaction Amount Accrued Interest	Adjustment Amt	Cost	Realized Gain/Loss		
							Market	Translation	Total
Sales									
Cash and Cash Equivalents									
19 Dec 23 19 Dec 23 Settled	NT COLLECTIVE SHORT TERM INVT FD CUSIP: 66586U452 / NORTHERN TRUST COMPANY, CHICAGO NT COLTV SHORT INVT FD PRICE: 1.0 NET BROKER: NORTHERN TRUST COMPANY, CHICAGO	-35,119.790 1.000000	35,119.79	0.00	0.00	-35,119.79	0.00	0.00	0.00
20 Dec 23 20 Dec 23 Settled	NT COLLECTIVE SHORT TERM INVT FD CUSIP: 66586U452 / NORTHERN TRUST COMPANY, CHICAGO NT COLTV SHORT INVT FD PRICE: 1.0 NET BROKER: NORTHERN TRUST COMPANY, CHICAGO	-1,180.440 1.000000	1,180.44	0.00	0.00	-1,180.44	0.00	0.00	0.00
22 Dec 23 22 Dec 23 Settled	NT COLLECTIVE SHORT TERM INVT FD CUSIP: 66586U452 / NORTHERN TRUST COMPANY, CHICAGO NT COLTV SHORT INVT FD PRICE: 1.0 NET BROKER: NORTHERN TRUST COMPANY, CHICAGO	-695,408.850 1.000000	695,408.85	0.00	0.00	-695,408.85	0.00	0.00	0.00
Total United States - USD			1,131,110.45	0.00	0.00	-1,131,110.45	0.00	0.00	0.00
Total funds - short term investment			1,131,110.45	0.00	0.00	-1,131,110.45	0.00	0.00	0.00
Total cash and cash equivalents			1,131,110.45	0.00	0.00	-1,131,110.45	0.00	0.00	0.00
Total sales		-4,371,110.45	4,231,727.07	18,873.98	0.00	-4,353,965.04	-122,237.97	0.00	-122,237.97
Total transactions			700,736.60	15,218.42	0.00	-818,634.22	-120,748.01	2,850.39	-117,897.62

Portfolio Statement

31 DEC 23

Account number XXXXXXXXXX
Account Name UFCW TRI-STATE PEN-LOOMIS

Page 132 of 270

◆ Pending Tran Detail w/Accrued Interest

Trade date/ Settle date	Country	Trade Status	Security description Asset Id Trade Expenses	Shares/PAR	Cost/Market	Accrued Interest	Total
					Local Cost Base Cost Base Market	Local Base Market	Local Cost Base Cost Base Market

Purchases

United States dollar

Cash and Cash Equivalents

Short term bills and notes

29 Dec 23	United States	Cash pending	UNITED STATES OF AMER TREAS BILLS 0%	255,000.000	- 248,677.97	0.00	- 248,677.97
2 Jan 24		Shares not delivered	T-BILL 06-27-2024 SEDOL: BRT4MK5		- 248,677.97	0.00	- 248,677.97
					- 248,677.97	0.00	- 248,677.97

Total short term bills and notes					- 248,677.97	0.00	- 248,677.97
					- 248,677.97	0.00	- 248,677.97
					- 248,677.97	0.00	- 248,677.97

Total cash and cash equivalents					- 248,677.97	0.00	- 248,677.97
					- 248,677.97	0.00	- 248,677.97
					- 248,677.97	0.00	- 248,677.97

Total United States dollar					- 248,677.97	0.00	- 248,677.97
					- 248,677.97	0.00	- 248,677.97
					- 248,677.97	0.00	- 248,677.97

Total purchases					N/A	N/A	N/A
					- 248,677.97	0.00	- 248,677.97
					- 248,677.97	0.00	- 248,677.97

Trade date/ Settle date	Country	Trade Status	Security description Asset Id Trade Expenses	Shares/PAR	Cost/Market	Accrued Interest	Total
					Local Proceeds Base Proceeds Base Market	Local Base Market	Local Proceeds Base Proceeds Base Market

Sales

United States dollar

Fixed Income

Corporate bonds

28 Dec 23	United States	Cash pending	GENERAL MTRS CO 5.4% 04-01-2048	- 5,000.000	4,599.60	68.25	4,667.85
2 Jan 24		Shares not delivered	SEDOL: BD93Q91		4,599.60	68.25	4,667.85
					4,599.60	68.25	4,667.85

Portfolio Statement

31 DEC 23

Account Name UFCW TRI-STATE PEN-LOOMIS
Account number [REDACTED]

Page 133 of 270

◆ Pending Tran Detail w/Accrued Interest

Trade date/ Settle date		Country	Trade Status	Security description Asset Id Trade Expenses	Shares/PAR	Cost/Market Local Proceeds Base Proceeds Base Market	Accrued Interest Local Base Market	Total Local Proceeds Base Proceeds Base Market
<i>Sales</i>								
United States dollar								
Total corporate bonds						4,599.60	68.25	4,667.85
						4,599.60	68.25	4,667.85
						4,599.60	68.25	4,667.85
Total fixed income						4,599.60	68.25	4,667.85
						4,599.60	68.25	4,667.85
						4,599.60	68.25	4,667.85
Total United States dollar						4,599.60	68.25	4,667.85
						4,599.60	68.25	4,667.85
						4,599.60	68.25	4,667.85
Total sales						N/A	N/A	N/A
						4,599.60	68.25	4,667.85
						4,599.60	68.25	4,667.85

Portfolio Statement

1 DEC 23 - 31 DEC 23

Account Name UFCW TRI-STATE PEN-LOOMIS Account number [REDACTED]

◆ Income & Expense Summary

Page 134 of 270

Type	Receivables last period	Receivables this period	Amount received	Tax recoverable last period	Tax recoverable this period	Tax reclaims received	Accrual receipts/ deliveries	Earned income
<i>Income</i>								
Equities								
Convertible equity	5,615.25	3,188.22	5,615.25	0.00	0.00	0.00	0.00	3,188.22
Total equities	5,615.25	3,188.22	5,615.25	0.00	0.00	0.00	0.00	3,188.22
Fixed income								
Government bonds	58,568.15	74,921.33	13,724.17	1,276.24	1,295.06	0.00	0.00	30,096.17
Government agencies	9,311.88	7,666.47	3,643.75	0.00	0.00	0.00	0.00	1,998.34
Corporate bonds	482,056.13	480,611.55	147,288.44	0.00	0.00	0.00	0.00	145,843.86
Corporate convertible bonds	16,988.55	18,039.58	3,980.74	0.00	0.00	0.00	0.00	5,031.77
Government mortgage backed securities	18.98	27.91	137.60	0.00	0.00	0.00	0.00	146.53
Commercial mortgage-backed	4,942.53	4,855.92	5,518.18	0.00	0.00	0.00	0.00	5,431.57
Asset backed securities	3,327.51	1,773.13	4,076.22	0.00	0.00	0.00	0.00	2,521.84
Non-government backed c.m.o.s	1,241.00	1,239.60	2,711.06	0.00	0.00	0.00	0.00	2,709.66
Total fixed income	576,454.73	589,135.49	181,080.16	1,276.24	1,295.06	0.00	0.00	193,779.74
Cash and cash equivalents								
Cash	10.62	77.12	11.43	0.00	0.00	0.00	0.00	77.93
Funds - short term investment	3,271.07	3,988.39	3,480.76	0.00	0.00	0.00	0.00	4,198.08
Total cash and cash equivalents	3,281.69	4,065.51	3,492.19	0.00	0.00	0.00	0.00	4,276.01
Securities lending								
	0.00	0.00	6,400.34	0.00	0.00	0.00	0.00	6,400.34
Total securities lending	0.00	0.00	6,400.34	0.00	0.00	0.00	0.00	6,400.34
Total income	585,351.67	596,389.22	196,587.94	1,276.24	1,295.06	0.00	0.00	207,644.31

Portfolio Statement

1 DEC 23 - 31 DEC 23

Account Name UFCW TRI-STATE PEN-LOOMIS
Account number [REDACTED]

◆ Income & Expense Summary

Page 135 of 270

Type	Payables last period	Payables this period	Amount paid	Tax recoverable last period	Tax recoverable this period	Tax reclaims received	Accrual receipts/ deliveries	Expenses recognized
<i>Expense</i>								
Expenses								
Delivery and receipt fees	0.00	0.00	- 42.69	0.00	0.00	0.00	0.00	- 42.69
Other expenses	0.00	0.00	- 242.45	0.00	0.00	0.00	0.00	- 242.45
Securities lending fees	0.00	0.00	- 2,557.26	0.00	0.00	0.00	0.00	- 2,557.26
Total expenses	0.00	0.00	- 2,842.40	0.00	0.00	0.00	0.00	- 2,842.40
Total expense	0.00	0.00	- 2,842.40	0.00	0.00	0.00	0.00	- 2,842.40
Net income & expenses	585,351.67	596,389.22	193,745.54	1,276.24	1,295.06	0.00	0.00	204,801.91

Portfolio Statement

1 DEC 23 - 31 DEC 23

Account Name UFCW TRI-STATE PEN-LOOMIS Account number

◆ Income & Expense Detail - Base Currency

Page 136 of 270

Description Asset ID/Dates	Rate Shares/PAR	Gross Amount	Tax Recoverable	Tax Withheld	Tax Credit	Net Amount	Transaction Type
Income							
Equities							
Convertible Equity							
United States - USD							
CLARIVATE PLC	1.3125 2,464.000	3,234.00	0.00	0.00	0.00	3,234.00	Receivable last period
SEDOL: BM91P35 Ex date: 14 NOV 23 / Pay date: 01 DEC 23							
WELLS FARGO & CO NEW PERP PFD CONV CL A 7.5%	18.7500 127.000	2,381.25	0.00	0.00	0.00	2,381.25	Receivable last period
SEDOL: B3KRSW9 Ex date: 29 NOV 23 / Pay date: 15 DEC 23							
BANK AMER CORP NON CUMULATIVE PERPETUAL CONV PFD SER L	18.1250 157.000	2,845.63	0.00	0.00	0.00	2,845.63	Receivable this period
SEDOL: B2PB3Z7 Ex date: 28 DEC 23 / Pay date: 30 JAN 24							
EL PASO ENERGY CAP TR I PFD CONV TR SECS4.75%	.5938 577.000	342.59	0.00	0.00	0.00	342.59	Receivable this period
SEDOL: 2208910 Ex date: 14 DEC 23 / Pay date: 02 JAN 24							
CLARIVATE PLC	1.3125 2,464.000	3,234.00	0.00	0.00	0.00	3,234.00	Received this period
SEDOL: BM91P35 Ex date: 14 NOV 23 / Pay date: 01 DEC 23							
WELLS FARGO & CO NEW PERP PFD CONV CL A 7.5%	18.7500 127.000	2,381.25	0.00	0.00	0.00	2,381.25	Received this period
SEDOL: B3KRSW9 Ex date: 29 NOV 23 / Pay date: 15 DEC 23							
Total Convertible Equity		5,615.25	0.00	0.00	0.00	5,615.25	Receivable last period
		3,188.22	0.00	0.00	0.00	3,188.22	Receivable this period
		5,615.25	0.00	0.00	0.00	5,615.25	Received this period
		0.00	0.00	0.00	0.00	0.00	Income received from prior
		0.00	0.00	0.00	0.00	0.00	Broker commissions recaptured
		0.00	0.00	0.00	0.00	0.00	Tax recoverable last period
		0.00	0.00	0.00	0.00	0.00	Tax recoverable this period
		0.00	0.00	0.00	0.00	0.00	Tax reclaims received
		0.00	0.00	0.00	0.00	0.00	Income purchased this period
		0.00	0.00	0.00	0.00	0.00	Income sold this period
		0.00	0.00	0.00	0.00	0.00	Tax recoverable received this period
		0.00	0.00	0.00	0.00	0.00	Tax recoverable delivered this period
		0.00	0.00	0.00	0.00	0.00	Accrued income received this period
		0.00	0.00	0.00	0.00	0.00	Accrued income delivered this period
		3,188.22	0.00	0.00	0.00	3,188.22	Earned income

Portfolio Statement

1 DEC 23 - 31 DEC 23

Account Name UFCW TRI-STATE PEN-LOOMIS Account number

◆ Income & Expense Detail - Base Currency

Page 137 of 270

Description Asset ID/Dates	Rate Shares/PAR	Gross Amount	Tax Recoverable	Tax Withheld	Tax Credit	Net Amount	Transaction Type
Income							
Equities							
Convertible Equity							
Total Equities		5,615.25	0.00	0.00	0.00	5,615.25	Receivable last period
		3,188.22	0.00	0.00	0.00	3,188.22	Receivable this period
		5,615.25	0.00	0.00	0.00	5,615.25	Received this period
		0.00	0.00	0.00	0.00	0.00	Income received from prior
		0.00	0.00	0.00	0.00	0.00	Broker commissions recaptured
		0.00	0.00	0.00	0.00	0.00	Tax recoverable last period
		0.00	0.00	0.00	0.00	0.00	Tax recoverable this period
		0.00	0.00	0.00	0.00	0.00	Tax reclaims received
		0.00	0.00	0.00	0.00	0.00	Income purchased this period
		0.00	0.00	0.00	0.00	0.00	Income sold this period
		0.00	0.00	0.00	0.00	0.00	Tax recoverable received this period
		0.00	0.00	0.00	0.00	0.00	Tax recoverable delivered this period
		0.00	0.00	0.00	0.00	0.00	Accrued income received this period
		0.00	0.00	0.00	0.00	0.00	Accrued income delivered this period
		3,188.22	0.00	0.00	0.00	3,188.22	Earned income

Income

Fixed Income

Government Bonds

Indonesia - IDR

INDONESIA(REP OF) 6.375% BDS 15/08/2028 IDR SEDOL: BPK4YJ3	6.3750 1,996,000,000.000	2,407.71	0.00	0.00	0.00	2,407.71	Receivable last period
--	-----------------------------	----------	------	------	------	----------	------------------------

INDONESIA(REP OF) 6.875% BDS 15/04/2029 IDR SEDOL: BMGC003	6.8750 1,707,000,000.000	971.65	0.00	0.00	0.00	971.65	Receivable last period
--	-----------------------------	--------	------	------	------	--------	------------------------

INDONESIA(REP OF) 6.875% BDS 15/04/2029 IDR SEDOL: BMGC003	6.8750 1,707,000,000.000	0.05	0.00	0.00	0.00	0.05	Receivable last period
--	-----------------------------	------	------	------	------	------	------------------------

INDONESIA(REP OF) 6.375% BDS 15/08/2028 IDR SEDOL: BPK4YJ3	6.3750 1,996,000,000.000	3,121.56	0.00	0.00	0.00	3,121.56	Receivable this period
--	-----------------------------	----------	------	------	------	----------	------------------------

Portfolio Statement

1 DEC 23 - 31 DEC 23

Account Name UFCW TRI-STATE PEN-LOOMIS
Account number [REDACTED]

◆ Income & Expense Detail - Base Currency

Page 138 of 270

Description Asset ID/Dates	Rate Shares/PAR	Gross Amount	Tax Recoverable	Tax Withheld	Tax Credit	Net Amount	Transaction Type
<i>Income</i>							
Fixed Income							
Government Bonds							
INDONESIA(REP OF) 6.875% BDS 15/04/2029 IDR SEDOL: BMGC003	6.8750 1,707,000,000.000	1,624.37	0.00	0.00	0.00	1,624.37	Receivable this period
Mexico - MXN MEXICO(UTD MEX ST) 7.5% GTD 26/05/2033 MXN100 SEDOL: BQXQSG8	7.5000 45,318.000	9,565.44	0.00	0.00	0.00	9,565.44	Receivable last period
MEXICO(UTD MEX ST) 7.5% GTD 26/05/2033 MXN100 SEDOL: BQXQSG8 Ex date: 07 DEC 23 / Pay date: 07 DEC 23	.0379 15,134.000	3,388.53	0.00	0.00	0.00	3,388.53	Receivable this period
MEXICO(UTD MEX ST) 7.5% GTD 26/05/2033 MXN100 SEDOL: BQXQSG8	7.5000 45,318.000	1,393.79	0.00	0.00	0.00	1,393.79	Receivable this period
MEXICO(UTD MEX ST) 7.5% GTD 26/05/2033 MXN100 SEDOL: BQXQSG8 Ex date: 07 DEC 23 / Pay date: 07 DEC 23	7.5000 30,184.000	6,627.35	0.00	0.00	0.00	6,627.35	Received this period
Poland - PLN POLAND(REP OF) 1.75% SNR 25/07/21 PLN1000 SEDOL: BD2MS99 Pay date: 25 JUL 19 / Filed date: 26 JUL 19	.0000 1,455,000.000	1,276.24	0.00	0.00	0.00	1,276.24	Tax recoverable last period
POLAND(REP OF) 1.75% SNR 25/07/21 PLN1000 SEDOL: BD2MS99 Pay date: 25 JUL 19 / Filed date: 26 JUL 19	.0000 1,455,000.000	1,295.06	0.00	0.00	0.00	1,295.06	Tax recoverable this period
South Africa - ZAR SOUTH AFRICA(REPUBLIC OF) 8.875% 28/02/2035 SEDOL: BYY9RZ4	8.8750 5,325,000.000	6,285.99	0.00	0.00	0.00	6,285.99	Receivable last period
SOUTH AFRICA(REPUBLIC OF) 8.875% 28/02/2035 SEDOL: BYY9RZ4	8.8750 1,500,000.000	0.00	0.00	0.00	0.00	0.00	Receivable last period
SOUTH AFRICA(REPUBLIC OF) 8.875% 28/02/2035 SEDOL: BYY9RZ4	8.8750 625,000.000	0.00	0.00	0.00	0.00	0.00	Receivable last period

Portfolio Statement

1 DEC 23 - 31 DEC 23

Account number XXXXXXXXXX
Account Name UFCW TRI-STATE PEN-LOOMIS

◆ Income & Expense Detail - Base Currency

Page 139 of 270

Description Asset ID/Dates	Rate Shares/PAR	Gross Amount	Tax Recoverable	Tax Withheld	Tax Credit	Net Amount	Transaction Type
<i>Income</i>							
Fixed Income							
Government Bonds							
SOUTH AFRICA(REPUBLIC OF) 8.875% 28/02/2035 SEDOL: BYY9RZ4	8.8750 375,000.000	0.00	0.00	0.00	0.00	0.00	Receivable last period
SOUTH AFRICA(REPUBLIC OF) 8.875% 28/02/2035 SEDOL: BYY9RZ4	8.8750 5,325,000.000	8,708.55	0.00	0.00	0.00	8,708.55	Receivable this period
United States - USD							
UNITED STATES OF AMER TREAS BONDS 3% DUE08-15-2052 SEDOL: BQHM4F3	3.0000 675,000.000	5,942.94	0.00	0.00	0.00	5,942.94	Receivable last period
UNITED STATES OF AMER TREAS BONDS 4.0% 08-15-2053 SEDOL: BRT3QH7	4.1250 1,160,000.000	14,042.94	0.00	0.00	0.00	14,042.94	Receivable last period
UNITED STATES OF AMER TREAS BONDS 4.0% 11-15-2042 SEDOL: BL56GP6	4.0000 4,335,000.000	7,621.98	0.00	0.00	0.00	7,621.98	Receivable last period
UNITED STATES TREAS BDS DTD 02/15/2023 3.875% 02-15-2043 SEDOL: BMXHQM5	3.8750 285,000.000	3,241.10	0.00	0.00	0.00	3,241.10	Receivable last period
UNITED STATES TREAS BDS 4.5% 08-15-2043 SEDOL: BQC4SL8	4.3750 625,000.000	8,024.80	0.00	0.00	0.00	8,024.80	Receivable last period
UNITED STATES OF AMER TREAS BONDS 3% DUE08-15-2052 SEDOL: BQHM4F3	3.0000 675,000.000	7,648.78	0.00	0.00	0.00	7,648.78	Receivable this period
UNITED STATES OF AMER TREAS BONDS 4.0% 08-15-2053 SEDOL: BRT3QH7	4.1250 1,160,000.000	18,073.78	0.00	0.00	0.00	18,073.78	Receivable this period
UNITED STATES OF AMER TREAS BONDS 4.0% 11-15-2042 SEDOL: BL56GP6	4.0000 2,615,000.000	13,506.04	0.00	0.00	0.00	13,506.04	Receivable this period
UNITED STATES TREAS BDS DTD 00300 4.75% 11-15-2053 SEDOL: BRBS4M1	4.7500 315,000.000	1,931.97	0.00	0.00	0.00	1,931.97	Receivable this period

Portfolio Statement

1 DEC 23 - 31 DEC 23

Account Name UFCW TRI-STATE PEN-LOOMIS Account number [REDACTED]

◆ Income & Expense Detail - Base Currency

Page 140 of 270

Description Asset ID/Dates	Rate Shares/PAR	Gross Amount	Tax Recoverable	Tax Withheld	Tax Credit	Net Amount	Transaction Type
Income							
Fixed Income							
Government Bonds							
UNITED STATES TREAS BDS 4.5% 08-15-2043 SEDOL: BQC4SL8	4.3750 805,000.000	13,302.73	0.00	0.00	0.00	13,302.73	Receivable this period
UNITED STATES TREAS BDS DTD 00300 4.75% 11-15-2053 SEDOL: BRBS4M1 Trade date: 05 DEC 23 / Settlement date: 07 DEC 23	4.7500 315,000.000	-904.33	0.00	0.00	0.00	- 904.33	Income purchased this period
UNITED STATES TREAS BDS 4.5% 08-15-2043 SEDOL: BQC4SL8 Trade date: 05 DEC 23 / Settlement date: 07 DEC 23	4.3750 180,000.000	-2,439.54	0.00	0.00	0.00	- 2,439.54	Income purchased this period
UNITED STATES OF AMER TREAS BONDS 4.0% 11-15-2042 SEDOL: BL56GP6 Trade date: 20 DEC 23 / Settlement date: 21 DEC 23	4.0000 -1,720,000.000	6,804.40	0.00	0.00	0.00	6,804.40	Income sold this period
UNITED STATES TREAS BDS DTD 02/15/2023 3.875% 02-15-2043 SEDOL: BMXHQM5 Trade date: 20 DEC 23 / Settlement date: 21 DEC 23	3.8750 -285,000.000	3,841.31	0.00	0.00	0.00	3,841.31	Income sold this period
Uruguay - USD URUGUAY REP GLOBAL BD 8.25% DUE 05-21-2031 REG CUSIP: 917288BM3	8.2500 7,910,000.000	463.55	0.00	0.00	0.00	463.55	Receivable last period
URUGUAY REP GLOBAL BD 8.25% DUE 05-21-2031 REG CUSIP: 917288BM3	8.2500 9,460,000.000	2,221.23	0.00	0.00	0.00	2,221.23	Receivable this period
URUGUAY REP GLOBAL BD 8.25% DUE 05-21-2031 REG CUSIP: 917288BM3 Trade date: 12 DEC 23 / Settlement date: 14 DEC 23	8.2500 1,550,000.000	-205.02	0.00	0.00	0.00	- 205.02	Income purchased this period
Total Government Bonds		58,568.15 74,921.33 6,627.35 0.00 0.00 1,276.24 1,295.06 0.00 -3,548.89 10,645.71	0.00 0.00 0.00 0.00 0.00 0.00 0.00 0.00 0.00 0.00	0.00 0.00 0.00 0.00 0.00 0.00 0.00 0.00 0.00 0.00	0.00 0.00 0.00 0.00 0.00 0.00 0.00 0.00 0.00 0.00	58,568.15 74,921.33 6,627.35 0.00 0.00 1,276.24 1,295.06 0.00 - 3,548.89 10,645.71	Receivable last period Receivable this period Received this period Income received from prior Broker commissions recaptured Tax recoverable last period Tax recoverable this period Tax reclaims received Income purchased this period Income sold this period

Portfolio Statement

1 DEC 23 - 31 DEC 23

Account Name UFCW TRI-STATE PEN-LOOMIS Account number [REDACTED]

◆ Income & Expense Detail - Base Currency

Page 141 of 270

Description Asset ID/Dates	Rate Shares/PAR	Gross Amount	Tax Recoverable	Tax Withheld	Tax Credit	Net Amount	Transaction Type
<i>Income</i>							
Fixed Income							
Government Bonds							
		0.00	0.00	0.00	0.00	0.00	Tax recoverable received this period
		0.00	0.00	0.00	0.00	0.00	Tax recoverable delivered this period
		0.00	0.00	0.00	0.00	0.00	Accrued income received this period
		0.00	0.00	0.00	0.00	0.00	Accrued income delivered this period
		30,096.17	0.00	0.00	0.00	30,096.17	Earned income
Government Agencies							
Canada - USD							
ANTARES HLDGS LP 2.75% 01-15-2027	2.7500	2,597.22	0.00	0.00	0.00	2,597.22	Receivable last period
CUSIP: 03666HAD3	250,000.000						
ANTARES HLDGS LP 2.75% 01-15-2027	2.7500	3,170.14	0.00	0.00	0.00	3,170.14	Receivable this period
CUSIP: 03666HAD3	250,000.000						
Mexico - USD							
PEMEX PROJ FDG MASTER TR GTD BD 6.625% DUE 06-15-2035 REG SEDOL: B7GPR51	6.6250	3,360.35	0.00	0.00	0.00	3,360.35	Receivable last period
	110,000.000						
PETROLEOS 5.95% DUE 01-28-2031	5.9500	3,354.31	0.00	0.00	0.00	3,354.31	Receivable last period
CUSIP: 71654QDE9	165,000.000						
PEMEX PROJ FDG MASTER TR GTD BD 6.625% DUE 06-15-2035 REG SEDOL: B7GPR51	6.6250	323.89	0.00	0.00	0.00	323.89	Receivable this period
	110,000.000						
PETROLEOS 5.95% DUE 01-28-2031	5.9500	4,172.44	0.00	0.00	0.00	4,172.44	Receivable this period
CUSIP: 71654QDE9	165,000.000						
PEMEX PROJ FDG MASTER TR GTD BD 6.625% DUE 06-15-2035 REG SEDOL: B7GPR51 Ex date: 15 DEC 23 / Pay date: 15 DEC 23	6.6250	3,643.75	0.00	0.00	0.00	3,643.75	Received this period
	110,000.000						

Portfolio Statement

1 DEC 23 - 31 DEC 23

Account Name UFCW TRI-STATE PEN-LOOMIS
Account number [REDACTED]

◆ Income & Expense Detail - Base Currency

Page 142 of 270

Description Asset ID/Dates	Rate Shares/PAR	Gross Amount	Tax Recoverable	Tax Withheld	Tax Credit	Net Amount	Transaction Type
<i>Income</i>							
Fixed Income							
Government Agencies							
Total Government Agencies		9,311.88	0.00	0.00	0.00	9,311.88	Receivable last period
		7,666.47	0.00	0.00	0.00	7,666.47	Receivable this period
		3,643.75	0.00	0.00	0.00	3,643.75	Received this period
		0.00	0.00	0.00	0.00	0.00	Income received from prior
		0.00	0.00	0.00	0.00	0.00	Broker commissions recaptured
		0.00	0.00	0.00	0.00	0.00	Tax recoverable last period
		0.00	0.00	0.00	0.00	0.00	Tax recoverable this period
		0.00	0.00	0.00	0.00	0.00	Tax reclaims received
		0.00	0.00	0.00	0.00	0.00	Income purchased this period
		0.00	0.00	0.00	0.00	0.00	Income sold this period
		0.00	0.00	0.00	0.00	0.00	Tax recoverable received this period
		0.00	0.00	0.00	0.00	0.00	Tax recoverable delivered this period
		0.00	0.00	0.00	0.00	0.00	Accrued income received this period
		0.00	0.00	0.00	0.00	0.00	Accrued income delivered this period
		1,998.34	0.00	0.00	0.00	1,998.34	Earned income
Corporate Bonds							
Australia - USD							
GLENCORE FDG LLC NT 144A 6.5% 10-06-2033	6.5000 365,000.000	3,624.65	0.00	0.00	0.00	3,624.65	Receivable last period
SEDOL: BS29HY3							
GLENCORE FDG LLC 2.5% DUE 09-01-2030	2.5000 80,000.000	500.00	0.00	0.00	0.00	500.00	Receivable last period
SEDOL: BMFSDD6							
PVTPL FMG RESOURCES AUG 2006 4.375% DUE 04-01-2031 BEO CUSIP: 30251GBC0	4.3750 90,000.000	656.25	0.00	0.00	0.00	656.25	Receivable last period
SEDOL: BQYLTL4							
PVTPL GLENCORE FDG LLC 5.7% DUE 05-08-2033/05-08-2023 BEO SEDOL: BQYLTL4	5.7000 205,000.000	746.54	0.00	0.00	0.00	746.54	Receivable last period
SEDOL: BQYLTL4							
PVTPL GLENCORE FDG LLC 6.125% 10-06-2028 SEDOL: BS29L96	6.1250 170,000.000	1,590.80	0.00	0.00	0.00	1,590.80	Receivable last period
SEDOL: BS29L96							
PVTPL GLENCORE FDG LLC 6.375% 10-06-2030 SEDOL: BS29776	6.3750 165,000.000	1,607.03	0.00	0.00	0.00	1,607.03	Receivable last period
SEDOL: BS29776							

Portfolio Statement

1 DEC 23 - 31 DEC 23

Account Name UFCW TRI-STATE PEN-LOOMIS
Account number [REDACTED]

◆ Income & Expense Detail - Base Currency

Page 143 of 270

Description Asset ID/Dates	Rate Shares/PAR	Gross Amount	Tax Recoverable	Tax Withheld	Tax Credit	Net Amount	Transaction Type
<i>Income</i>							
Fixed Income							
Corporate Bonds							
GLENCORE FDG LLC NT 144A 6.5% 10-06-2033 SEDOL: BS29HY3	6.5000 365,000.000	5,601.74	0.00	0.00	0.00	5,601.74	Receivable this period
GLENCORE FDG LLC 2.5% DUE 09-01-2030 SEDOL: BMFSDD6	2.5000 80,000.000	666.67	0.00	0.00	0.00	666.67	Receivable this period
PVTPL FMG RESOURCES AUG 2006 4.375% DUE 04-01-2031 BEO CUSIP: 30251GBC0	4.3750 90,000.000	984.38	0.00	0.00	0.00	984.38	Receivable this period
PVTPL GLENCORE FDG LLC 5.7% DUE 05-08-2033/05-08-2023 BEO SEDOL: BQYLTL4	5.7000 205,000.000	1,720.29	0.00	0.00	0.00	1,720.29	Receivable this period
PVTPL GLENCORE FDG LLC 6.125% 10-06-2028 SEDOL: BS29L96	6.1250 170,000.000	2,458.51	0.00	0.00	0.00	2,458.51	Receivable this period
PVTPL GLENCORE FDG LLC 6.375% 10-06-2030 SEDOL: BS29776	6.3750 165,000.000	2,483.59	0.00	0.00	0.00	2,483.59	Receivable this period
Brazil - USD							
SUZANO AUSTRIA GMBH 3.75% DUE 01-15-2031BEO SEDOL: BLF7RQ7	3.7500 145,000.000	2,054.17	0.00	0.00	0.00	2,054.17	Receivable last period
SUZANO AUSTRIA GMBH 3.75% DUE 01-15-2031BEO SEDOL: BLF7RQ7	3.7500 145,000.000	2,507.29	0.00	0.00	0.00	2,507.29	Receivable this period
Canada - USD							
PVTPL FIRST QUANTUM MINERALS LTD 6.875% 03-01-2026 CUSIP: 335934AR6	6.8750 400,000.000	6,875.00	0.00	0.00	0.00	6,875.00	Receivable last period
PVTPL 1011778 B C NEW RED FIN 144A 4.375% 01-15-2028 CUSIP: 68245XAJ8	4.3750 55,000.000	106.94	0.00	0.00	0.00	106.94	Receivable last period

Portfolio Statement

1 DEC 23 - 31 DEC 23

Account number XXXXXXXXXX
Account Name UFCW TRI-STATE PEN-LOOMIS

◆ Income & Expense Detail - Base Currency

Page 144 of 270

Description Asset ID/Dates	Rate Shares/PAR	Gross Amount	Tax Recoverable	Tax Withheld	Tax Credit	Net Amount	Transaction Type
<i>Income</i>							
Fixed Income							
Corporate Bonds							
PVTPL 1011778 B C UNLIMITED LIABILITY CO 3.875% DUE 01-15-2028 CUSIP: 68245XAH2	3.8750 30,000.000	245.42	0.00	0.00	0.00	245.42	Receivable last period
PVTPL 1011778 B C UNLIMITED LIABILITY CO/NEW 5.75% DUE 04-15-2025 CUSIP: 68245XAK5	5.7500 70,000.000	514.31	0.00	0.00	0.00	514.31	Receivable last period
PVTPL 1011778 B C UNLIMITED LIABILITY CO/NEW 4% DUE 10-15-2030 CUSIP: 68245XAM1	4.0000 35,000.000	178.89	0.00	0.00	0.00	178.89	Receivable last period
PVTPL FIRST QUANTUM MINERALS LTD 6.875% 03-01-2026 CUSIP: 335934AR6	6.8750 400,000.000	9,166.67	0.00	0.00	0.00	9,166.67	Receivable this period
PVTPL 1011778 B C NEW RED FIN 144A 4.375% 01-15-2028 CUSIP: 68245XAJ8	4.3750 55,000.000	307.47	0.00	0.00	0.00	307.47	Receivable this period
PVTPL 1011778 B C UNLIMITED LIABILITY CO 3.875% DUE 01-15-2028 CUSIP: 68245XAH2	3.8750 30,000.000	342.29	0.00	0.00	0.00	342.29	Receivable this period
PVTPL 1011778 B C UNLIMITED LIABILITY CO/NEW 5.75% DUE 04-15-2025 CUSIP: 68245XAK5	5.7500 70,000.000	849.72	0.00	0.00	0.00	849.72	Receivable this period
PVTPL 1011778 B C UNLIMITED LIABILITY CO/NEW 4% DUE 10-15-2030 CUSIP: 68245XAM1	4.0000 35,000.000	295.56	0.00	0.00	0.00	295.56	Receivable this period
China - USD							
AGILE GROUP HLDG 5.5% 17/05/2026 SEDOL: BNW2K26 Ex date: 17 NOV 23 / Pay date: 17 NOV 23	2.7500 200,000.000	5,500.00	0.00	0.00	0.00	5,500.00	Receivable last period
AGILE GROUP HLDG 5.5% 17/05/2026 SEDOL: BNW2K26	5.5000 200,000.000	427.78	0.00	0.00	0.00	427.78	Receivable last period
CFLD CAYMAN INVT 144A 2.5% 31/01/2031 SEDOL: 8AYPWDU	2.5000 111,930.000	2,339.65	0.00	0.00	0.00	2,339.65	Receivable last period

Portfolio Statement

1 DEC 23 - 31 DEC 23

Account Name UFCW TRI-STATE PEN-LOOMIS
Account number [REDACTED]

◆ Income & Expense Detail - Base Currency

Page 145 of 270

Description Asset ID/Dates	Rate Shares/PAR	Gross Amount	Tax Recoverable	Tax Withheld	Tax Credit	Net Amount	Transaction Type
Income							
Fixed Income							
Corporate Bonds							
SUNAC CHINA HLDGS PAY IN 30/09/2028 SEDOL: BR04WW6	5.7500 52,622.000	512.70	0.00	0.00	0.00	512.70	Receivable last period
SUNAC CHINA HLDGS PIK 144A 30/09/2030 SEDOL: BR04WH1	6.2500 24,724.000	261.83	0.00	0.00	0.00	261.83	Receivable last period
SUNAC CHINA HLDGS 6.25% PIK 30/09/26 USD1000 SEDOL: BR04VZ2	5.2500 17,540.000	33.50	0.00	0.00	0.00	33.50	Receivable last period
SUNAC CHINA HLDGS 6.5% BDS 30/09/27 USD200000 SEDOL: BR04W48	5.5000 35,081.000	386.38	0.00	0.00	0.00	386.38	Receivable last period
SUNAC CHINA HLDGS 6% PIK 30/09/2025 USD1'144A SEDOL: BR04VX0	5.0000 17,540.000	148.60	0.00	0.00	0.00	148.60	Receivable last period
SUNAC CHINA HLDGS 6% PIK 30/09/2029 USD1000 SEDOL: BR04WB5	6.0000 52,622.000	534.99	0.00	0.00	0.00	534.99	Receivable last period
AGILE GROUP HLDG 5.5% 17/05/2026 SEDOL: BNW2K26	5.5000 200,000.000	1,344.44	0.00	0.00	0.00	1,344.44	Receivable this period
CFLD CAYMAN INVT 144A 2.5% 31/01/2031 SEDOL: 8AYPWDU	2.5000 111,930.000	2,572.84	0.00	0.00	0.00	2,572.84	Receivable this period
AGILE GROUP HLDG 5.5% 17/05/2026 SEDOL: BNW2K26 Ex date: 17 NOV 23 / Pay date: 17 NOV 23	5.5000 200,000.000	5,500.00	0.00	0.00	0.00	5,500.00	Received this period
France - USD							
PVTPL CREDIT AGRICOLE S A TIER 2 4.0% DUE 01-10-2033 CUSIP: 225313AK1	4.0000 290,000.000	4,543.33	0.00	0.00	0.00	4,543.33	Receivable last period
PVTPL CREDIT AGRICOLE S A TIER 2 4.0% DUE 01-10-2033 CUSIP: 225313AK1	4.0000 290,000.000	5,510.00	0.00	0.00	0.00	5,510.00	Receivable this period

Portfolio Statement

1 DEC 23 - 31 DEC 23

Account Name UFCW TRI-STATE PEN-LOOMIS Account number [REDACTED]

◆ Income & Expense Detail - Base Currency

Page 146 of 270

Description Asset ID/Dates	Rate Shares/PAR	Gross Amount	Tax Recoverable	Tax Withheld	Tax Credit	Net Amount	Transaction Type
<i>Income</i>							
Fixed Income							
Corporate Bonds							
Germany - USD							
DEUTSCHE BK AG N Y BRANCH 3.729% DUE 01-14-2032/01-14-2021 REG SEDOL: BM9YRS3	3.7290 200,000.000	2,838.18	0.00	0.00	0.00	2,838.18	Receivable last period
DEUTSCHE BK AG N Y FLTGT RT 3.547% DUE 09-18-2031 SEDOL: BM8TGN7	3.5470 150,000.000	1,078.88	0.00	0.00	0.00	1,078.88	Receivable last period
PVTPL ZF NORTH AMERICA CAPITAL INC 6.875% DUE 04-14-2028 SEDOL: BPK2903	6.8750 150,000.000	1,346.35	0.00	0.00	0.00	1,346.35	Receivable last period
DEUTSCHE BK AG N Y BRANCH 3.729% DUE 01-14-2032/01-14-2021 REG SEDOL: BM9YRS3	3.7290 200,000.000	3,459.68	0.00	0.00	0.00	3,459.68	Receivable this period
DEUTSCHE BK AG N Y FLTGT RT 3.547% DUE 09-18-2031 SEDOL: BM8TGN7	3.5470 150,000.000	1,522.25	0.00	0.00	0.00	1,522.25	Receivable this period
PVTPL ZF NORTH AMERICA CAPITAL INC 6.875% DUE 04-14-2028 SEDOL: BPK2903	6.8750 150,000.000	2,205.73	0.00	0.00	0.00	2,205.73	Receivable this period
Guatemala - USD							
PVTPL CT TR GTD SR NT 5.125% 02-03-2032 SEDOL: BNT2JB1	5.1250 200,000.000	3,359.72	0.00	0.00	0.00	3,359.72	Receivable last period
PVTPL CT TR GTD SR NT 5.125% 02-03-2032 SEDOL: BNT2JB1	5.1250 200,000.000	4,213.89	0.00	0.00	0.00	4,213.89	Receivable this period
Ireland - USD							
AERCAP IRELAND CAP / GLOBA 3.3% DUE 01-30-2032 BEO SEDOL: BNVW1V3	3.3000 150,000.000	1,663.75	0.00	0.00	0.00	1,663.75	Receivable last period
AERCAP IRELAND CAP / GLOBA 3.0% DUE 10-29-2028 SEDOL: BNVW1T1	3.0000 150,000.000	400.00	0.00	0.00	0.00	400.00	Receivable last period

Portfolio Statement

1 DEC 23 - 31 DEC 23

Account Name UFCW TRI-STATE PEN-LOOMIS
Account number [REDACTED]

◆ Income & Expense Detail - Base Currency

Page 147 of 270

Description Asset ID/Dates	Rate Shares/PAR	Gross Amount	Tax Recoverable	Tax Withheld	Tax Credit	Net Amount	Transaction Type
<i>Income</i>							
Fixed Income							
Corporate Bonds							
AERCAP IRELAND CAP 3.875% DUE 01-23-2028 SEDOL: BFNJ8W6	3.8750 150,000.000	2,066.67	0.00	0.00	0.00	2,066.67	Receivable last period
AERCAP IRELAND CAP / GLOBA 3.3% DUE 01-30-2032 BEO SEDOL: BNVW1V3	3.3000 150,000.000	2,076.25	0.00	0.00	0.00	2,076.25	Receivable this period
AERCAP IRELAND CAP / GLOBA 3.0% DUE 10-29-2028 SEDOL: BNVW1T1	3.0000 150,000.000	775.00	0.00	0.00	0.00	775.00	Receivable this period
AERCAP IRELAND CAP 3.875% DUE 01-23-2028 SEDOL: BFNJ8W6	3.8750 150,000.000	2,551.04	0.00	0.00	0.00	2,551.04	Receivable this period
Israel - USD							
ENERGEAN ISRAEL FI 5.375% SNR 30/03/28 USD1000 SEDOL: BKP8KV9	5.3750 60,000.000	546.46	0.00	0.00	0.00	546.46	Receivable last period
ENERGEAN ISRAEL FI 5.875% BDS 30/03/31 USD1 SEDOL: BKP8KT7	5.8750 75,000.000	746.62	0.00	0.00	0.00	746.62	Receivable last period
LEVIATHAN BOND LTD 6.5% SNR SEC 30/06/2027 USD SEDOL: BMF1012	6.5000 95,000.000	2,590.07	0.00	0.00	0.00	2,590.07	Receivable last period
PVTPL LEVIATHAN BOND LTD 6.125% DUE 06-30-2025 BEO CUSIP: M6746GAB2	6.1250 65,000.000	1,669.91	0.00	0.00	0.00	1,669.91	Receivable last period
TEVA PHARMACEUTICAL INDST LTD 4.1% BDS 10-01-2046 USD2000 SEDOL: BD3GSZ6	4.1000 195,000.000	1,332.50	0.00	0.00	0.00	1,332.50	Receivable last period
TEVA 3.15% DUE 10-01-2026 SEDOL: BD3GT31	3.1500 755,000.000	3,963.75	0.00	0.00	0.00	3,963.75	Receivable last period
TEVA 6.15% DUE 02-01-2036 SEDOL: BMFDHC8	6.1500 140,000.000	2,870.00	0.00	0.00	0.00	2,870.00	Receivable last period

Portfolio Statement

1 DEC 23 - 31 DEC 23

Account number XXXXXXXXXX
Account Name UFCW TRI-STATE PEN-LOOMIS

◆ Income & Expense Detail - Base Currency

Page 148 of 270

Description Asset ID/Dates	Rate Shares/PAR	Gross Amount	Tax Recoverable	Tax Withheld	Tax Credit	Net Amount	Transaction Type
<i>Income</i>							
Fixed Income							
Corporate Bonds							
ENERGEAN ISRAEL FI 5.375% SNR 30/03/28 USD1000 SEDOL: BKP8KV9	5.3750 60,000.000	815.21	0.00	0.00	0.00	815.21	Receivable this period
ENERGEAN ISRAEL FI 5.875% BDS 30/03/31 USD1 SEDOL: BKP8KT7	5.8750 75,000.000	1,113.80	0.00	0.00	0.00	1,113.80	Receivable this period
LEVIATHAN BOND LTD 6.5% SNR SEC 30/06/2027 USD SEDOL: BMF1012 Ex date: 30 DEC 23 / Pay date: 30 DEC 23	3.2500 95,000.000	3,087.50	0.00	0.00	0.00	3,087.50	Receivable this period
LEVIATHAN BOND LTD 6.5% SNR SEC 30/06/2027 USD SEDOL: BMF1012	6.5000 95,000.000	17.15	0.00	0.00	0.00	17.15	Receivable this period
PVTPL LEVIATHAN BOND LTD 6.125% DUE 06-30-2025 BEO CUSIP: M6746GAB2 Ex date: 30 DEC 23 / Pay date: 30 DEC 23	3.0625 65,000.000	1,990.63	0.00	0.00	0.00	1,990.63	Receivable this period
PVTPL LEVIATHAN BOND LTD 6.125% DUE 06-30-2025 BEO CUSIP: M6746GAB2	6.1250 65,000.000	11.05	0.00	0.00	0.00	11.05	Receivable this period
TEVA PHARMACEUTICAL INDST LTD 4.1% BDS 10-01-2046 USD2000 SEDOL: BD3GSZ6	4.1000 195,000.000	1,998.75	0.00	0.00	0.00	1,998.75	Receivable this period
TEVA 3.15% DUE 10-01-2026 SEDOL: BD3GT31	3.1500 755,000.000	5,945.63	0.00	0.00	0.00	5,945.63	Receivable this period
TEVA 6.15% DUE 02-01-2036 SEDOL: BMFDHC8	6.1500 140,000.000	3,587.50	0.00	0.00	0.00	3,587.50	Receivable this period
Japan - USD							
SOFTBANK GROUP 4.625% 06/07/2028 SEDOL: BP2PM67	4.6250 200,000.000	3,725.69	0.00	0.00	0.00	3,725.69	Receivable last period
SOFTBANK GROUP 4.625% 06/07/2028 SEDOL: BP2PM67	4.6250 200,000.000	4,496.53	0.00	0.00	0.00	4,496.53	Receivable this period

Portfolio Statement

1 DEC 23 - 31 DEC 23

Account Name UFCW TRI-STATE PEN-LOOMIS Account number [REDACTED]

◆ Income & Expense Detail - Base Currency

Page 149 of 270

Description Asset ID/Dates	Rate Shares/PAR	Gross Amount	Tax Recoverable	Tax Withheld	Tax Credit	Net Amount	Transaction Type
Income							
Fixed Income							
Corporate Bonds							
Luxembourg - USD							
ARCELORMITTAL 6.8% DUE 11-29-2032 SEDOL: BPCPXG4	6.8000 175,000.000	66.11	0.00	0.00	0.00	66.11	Receivable last period
ARCELORMITTAL 6.8% DUE 11-29-2032 SEDOL: BPCPXG4	6.8000 175,000.000	1,057.78	0.00	0.00	0.00	1,057.78	Receivable this period
Mexico - USD							
PVTPL CEMEX S A B DE C V 5.2% DUE 09-17-2030 BEO CUSIP: 151290BX0	5.2000 230,000.000	2,458.44	0.00	0.00	0.00	2,458.44	Receivable last period
PVTPL CEMEX SAB DE CV 3.875% DUE 07-11-2031 BEO CUSIP: 151290BZ5	3.8750 405,000.000	6,103.13	0.00	0.00	0.00	6,103.13	Receivable last period
PVTPL CEMEX S A B DE C V 5.2% DUE 09-17-2030 BEO CUSIP: 151290BX0	5.2000 230,000.000	3,455.11	0.00	0.00	0.00	3,455.11	Receivable this period
PVTPL CEMEX SAB DE CV 3.875% DUE 07-11-2031 BEO CUSIP: 151290BZ5	3.8750 405,000.000	7,410.94	0.00	0.00	0.00	7,410.94	Receivable this period
Netherlands - USD							
AERCAP IRELAND CAP 3.65% DUE 07-21-2027 SEDOL: BDBSC18	3.6500 155,000.000	2,042.99	0.00	0.00	0.00	2,042.99	Receivable last period
AERCAP IRELAND CAP 3.65% DUE 07-21-2027 SEDOL: BDBSC18 Trade date: 05 DEC 23 / Settlement date: 07 DEC 23	3.6500 -155,000.000	2,137.28	0.00	0.00	0.00	2,137.28	Income sold this period
Nigeria - USD							
IHS HLDG LTD SR NT 144A 5.625% 11-29-2026 CUSIP: 44963HAA3	5.6250 200,000.000	62.50	0.00	0.00	0.00	62.50	Receivable last period
IHS HLDG LTD SR NT 144A 5.625% 11-29-2026 CUSIP: 44963HAA3	5.6250 200,000.000	1,000.00	0.00	0.00	0.00	1,000.00	Receivable this period

Portfolio Statement

1 DEC 23 - 31 DEC 23

Account number XXXXXXXXXX
Account Name UFCW TRI-STATE PEN-LOOMIS

◆ Income & Expense Detail - Base Currency

Page 150 of 270

Description Asset ID/Dates	Rate Shares/PAR	Gross Amount	Tax Recoverable	Tax Withheld	Tax Credit	Net Amount	Transaction Type
<i>Income</i>							
Fixed Income							
Corporate Bonds							
Norway - USD							
PVTPL AKER BP ASA 4.0% DUE 01-15-2031 CUSIP: 00973RAJ2	4.0000 300,000.000	4,533.33	0.00	0.00	0.00	4,533.33	Receivable last period
PVTPL AKER BP ASA 4.0% DUE 01-15-2031 CUSIP: 00973RAJ2	4.0000 300,000.000	5,533.33	0.00	0.00	0.00	5,533.33	Receivable this period
Peru - USD							
PVTPL VOLCAN COMPANIA MINERA S A A 4.375% DUE 02-11-2026 BEO CUSIP: 92863UAB2	4.3750 25,000.000	334.20	0.00	0.00	0.00	334.20	Receivable last period
PVTPL VOLCAN COMPANIA MINERA S A A 4.375% DUE 02-11-2026 BEO CUSIP: 92863UAB2	4.3750 25,000.000	425.35	0.00	0.00	0.00	425.35	Receivable this period
South Africa - USD							
PVTPL ANGLO AMERN CAP PLC SR NT 144A 4.5% DUE 03-15-2028 BEO CUSIP: 034863AU4	4.5000 545,000.000	5,177.50	0.00	0.00	0.00	5,177.50	Receivable last period
PVTPL ANGLO AMERN CAP PLC SR NT 144A 4.5% DUE 03-15-2028 BEO CUSIP: 034863AU4	4.5000 545,000.000	7,221.25	0.00	0.00	0.00	7,221.25	Receivable this period
Switzerland - USD							
UBS GROUP AG 6.442% 08-11-2028 CUSIP: 225401AV0	6.4420 250,000.000	4,920.97	0.00	0.00	0.00	4,920.97	Receivable last period
UBS GROUP AG 6.442% 08-11-2028 CUSIP: 225401AV0	6.4420 250,000.000	6,263.06	0.00	0.00	0.00	6,263.06	Receivable this period
United Kingdom - USD							
BARCLAYS PLC FIXED 6.224% 05-09-2033 SEDOL: BQYLTG9	6.2240 200,000.000	760.71	0.00	0.00	0.00	760.71	Receivable last period
BARCLAYS PLC 3.564% DUE 09-23-2035 SEDOL: BMT6SN1	3.5640 300,000.000	2,019.60	0.00	0.00	0.00	2,019.60	Receivable last period

Portfolio Statement

1 DEC 23 - 31 DEC 23

Account Name UFCW TRI-STATE PEN-LOOMIS
Account number [REDACTED]

◆ Income & Expense Detail - Base Currency

Page 151 of 270

Description Asset ID/Dates	Rate Shares/PAR	Gross Amount	Tax Recoverable	Tax Withheld	Tax Credit	Net Amount	Transaction Type
<i>Income</i>							
Fixed Income							
Corporate Bonds							
PVTPL ASHTEAD CAP INC 5.95% 10-15-2033 SEDOL: BM8K146	5.9500 200,000.000	1,520.56	0.00	0.00	0.00	1,520.56	Receivable last period
PVTPL BRITISH AWYS PASS THRU CTFS 3.35% 12-15-2030 BEO CUSIP: 11043XAB9	3.3500 64,374.620	455.27	0.00	0.00	0.00	455.27	Receivable last period
PVTPL STANDARD CHARTERED PLC 3.265% DUE 02-18-2036/11-18-2030 BEO CUSIP: 853254BU3	3.2650 200,000.000	1,868.31	0.00	0.00	0.00	1,868.31	Receivable last period
PVTPL STANDARD CHARTERED PLC 4.644% 04-01-2031 CUSIP: 853254BS8	4.6440 200,000.000	1,548.00	0.00	0.00	0.00	1,548.00	Receivable last period
VIRGIN MEDIA FIN 5% DUE 07-15-2030 CUSIP: 92769VAJ8	5.0000 200,000.000	3,777.78	0.00	0.00	0.00	3,777.78	Receivable last period
BARCLAYS PLC FIXED 6.224% 05-09-2033 SEDOL: BQYLTG9	6.2240 200,000.000	1,798.04	0.00	0.00	0.00	1,798.04	Receivable this period
BARCLAYS PLC 3.564% DUE 09-23-2035 SEDOL: BMT6SN1	3.5640 300,000.000	2,910.60	0.00	0.00	0.00	2,910.60	Receivable this period
PVTPL ASHTEAD CAP INC 5.95% 10-15-2033 SEDOL: BM8K146	5.9500 200,000.000	2,512.22	0.00	0.00	0.00	2,512.22	Receivable this period
PVTPL BRITISH AWYS PASS THRU CTFS 3.35% 12-15-2030 BEO CUSIP: 11043XAB9	3.3500 61,575.720	91.68	0.00	0.00	0.00	91.68	Receivable this period
PVTPL STANDARD CHARTERED PLC 3.265% DUE 02-18-2036/11-18-2030 BEO CUSIP: 853254BU3	3.2650 200,000.000	2,412.47	0.00	0.00	0.00	2,412.47	Receivable this period
VIRGIN MEDIA FIN 5% DUE 07-15-2030 CUSIP: 92769VAJ8	5.0000 200,000.000	4,611.11	0.00	0.00	0.00	4,611.11	Receivable this period

Portfolio Statement

1 DEC 23 - 31 DEC 23

Account number XXXXXXXXXX
Account Name UFCW TRI-STATE PEN-LOOMIS

◆ Income & Expense Detail - Base Currency

Page 152 of 270

Description Asset ID/Dates	Rate Shares/PAR	Gross Amount	Tax Recoverable	Tax Withheld	Tax Credit	Net Amount	Transaction Type
<i>Income</i>							
Fixed Income							
Corporate Bonds							
PVTPL BRITISH AWYS PASS THRU CTFS 3.35% 12-15-2030 BEO CUSIP: 11043XAB9 Ex date: 15 DEC 23 / Pay date: 15 DEC 23	3.3500 64,374.620	539.14	0.00	0.00	0.00	539.14	Received this period
PVTPL STANDARD CHARTERED PLC 4.644% 04-01-2031 CUSIP: 853254BS8 Trade date: 01 DEC 23 / Settlement date: 05 DEC 23	4.6440 -200,000.000	1,651.20	0.00	0.00	0.00	1,651.20	Income sold this period
United States - EUR							
NETFLIX INC MTN 3.625% 15/05/2027 SEDOL: 5A81VSU	3.6250 100,000.000	175.79	0.00	0.00	0.00	175.79	Receivable last period
NETFLIX INC MTN 3.625% 15/05/2027 SEDOL: 5A81VSU	3.6250 100,000.000	511.67	0.00	0.00	0.00	511.67	Receivable this period
United States - USD							
#REORG/SEAGATE HDD EXCHANGE SEAGATE HDD 0004C1QAWV 12-13-2023 CUSIP: 81180WBG5	9.6250 7,650.000	368.16	0.00	0.00	0.00	368.16	Receivable last period
AIR LEASE CORP FXD-RATE RESET NON CUM PERP 4.65% 12-31-2049 SEDOL: BMZ9QP2	4.6500 150,000.000	1,472.50	0.00	0.00	0.00	1,472.50	Receivable last period
AIR LEASE CORP 3.125% DUE 11-20-2030 BEO SEDOL: BMH30W7	3.1250 65,000.000	1,015.63	0.00	0.00	0.00	1,015.63	Receivable last period
ALBERTA ENERGY LTD 7.375% DUE 11-01-2031 SEDOL: 2835772	7.3750 20,000.000	122.92	0.00	0.00	0.00	122.92	Receivable last period
ALLEGY 5.875% DUE 12-01-2027 SEDOL: BJDRSJ5	5.8750 80,000.000	2,350.00	0.00	0.00	0.00	2,350.00	Receivable last period
ALLY FINANCIAL INC FIXED 4.7% DUE 12-31-2049 SEDOL: BN0ZM87	4.7000 160,000.000	334.22	0.00	0.00	0.00	334.22	Receivable last period

Portfolio Statement

1 DEC 23 - 31 DEC 23

Account number XXXXXX
Account Name UFCW TRI-STATE PEN-LOOMIS

◆ Income & Expense Detail - Base Currency

Page 153 of 270

Description Asset ID/Dates	Rate Shares/PAR	Gross Amount	Tax Recoverable	Tax Withheld	Tax Credit	Net Amount	Transaction Type
<i>Income</i>							
Fixed Income							
Corporate Bonds							
ALLY FINL INC FIXED 4.7% DUE 12-31-2049 SEDOL: BN7N9G1	4.7000 190,000.000	396.89	0.00	0.00	0.00	396.89	Receivable last period
ALLY FINL INC 8% DUE 11-01-2031 SEDOL: B3LVPV8	8.0000 326,000.000	2,173.33	0.00	0.00	0.00	2,173.33	Receivable last period
ALTA ENERGY LTD NT 8.125 DUE 09-15-2030 BEO SEDOL: 2687519	8.1250 20,000.000	343.06	0.00	0.00	0.00	343.06	Receivable last period
AMERICAN HOMES 4 RENT L P SR NT 2.375% 07-15-2031 SEDOL: BNKJ1L5	2.3750 25,000.000	224.31	0.00	0.00	0.00	224.31	Receivable last period
AMERICAN TOWER CORP NEW 5.9% 11-15-2033 SEDOL: BRF1QY2	5.9000 190,000.000	2,366.56	0.00	0.00	0.00	2,366.56	Receivable last period
AMERN AIRLS 2017-2 FIXED 3.6% DUE 10-15-2029 SEDOL: BF7TTW9	3.6000 59,697.700	274.61	0.00	0.00	0.00	274.61	Receivable last period
ARROW ELECTRONICS INC NT 2.95% 02-15-2032 SEDOL: BPG9265	2.9500 15,000.000	130.29	0.00	0.00	0.00	130.29	Receivable last period
ASBURY AUTOMOTIVE GROUP INC 4.625% 11-15-2029 SEDOL: BP6MDQ1	4.6250 35,000.000	71.94	0.00	0.00	0.00	71.94	Receivable last period
ATHENE GLOBAL FDG MEDIUM TERM SR TRANCHE# TR 00784 2.55% 11-19-2030 SEDOL: BND8FL7	2.5500 65,000.000	55.25	0.00	0.00	0.00	55.25	Receivable last period
ATHENE HLDG LTD 3.5% DUE 01-15-2031 SEDOL: BNG1LR1	3.5000 55,000.000	727.22	0.00	0.00	0.00	727.22	Receivable last period
ATHENE HLDG LTD 4.125% DUE 01-12-2028 SEDOL: BFW28L5	4.1250 250,000.000	3,981.77	0.00	0.00	0.00	3,981.77	Receivable last period

Portfolio Statement

1 DEC 23 - 31 DEC 23

Account Name UFCW TRI-STATE PEN-LOOMIS
Account number [REDACTED]

◆ Income & Expense Detail - Base Currency

Page 154 of 270

Description Asset ID/Dates	Rate Shares/PAR	Gross Amount	Tax Recoverable	Tax Withheld	Tax Credit	Net Amount	Transaction Type
<i>Income</i>							
Fixed Income							
Corporate Bonds							
AUTONATION INC FIXED 4.75% DUE 06-01-2030 SEDOL: BMG4PG0	4.7500 20,000.000	475.00	0.00	0.00	0.00	475.00	Receivable last period
AUTONATION INC FLA SR NT 3.85% 03-01-2032 SEDOL: BQ0JXD2	3.8500 15,000.000	144.38	0.00	0.00	0.00	144.38	Receivable last period
AVIATION CAP GROUP 1.95% DUE 01-30-2026 SEDOL: BMHYFQ9	1.9500 30,000.000	196.63	0.00	0.00	0.00	196.63	Receivable last period
AVNET INC 5.5% DUE 06-01-2032 SEDOL: BPSJJ84	5.5000 155,000.000	4,262.50	0.00	0.00	0.00	4,262.50	Receivable last period
BANK AMER CORP 5.015% DUE 07-22-2033/01-22-2023 BEO CUSIP: 06051GKY4	5.0150 10,000.000	179.70	0.00	0.00	0.00	179.70	Receivable last period
BANK OF AMERICA CORPORATION 5.288% 04-25-2034 CUSIP: 06051GLH0	5.2880 40,000.000	211.52	0.00	0.00	0.00	211.52	Receivable last period
BANK OF AMERICA CORPORATION 5.872% 09-15-2034 SEDOL: BNNJDR2	5.8720 130,000.000	1,611.54	0.00	0.00	0.00	1,611.54	Receivable last period
BARINGS BDC INC FIXED 3.3% DUE 11-23-2026 SEDOL: BPBS728	3.3000 95,000.000	69.67	0.00	0.00	0.00	69.67	Receivable last period
BLACKSTONE SECD FIXED 2.125% DUE 02-15-2027 SEDOL: BQ7WQJ1	2.1250 340,000.000	2,127.36	0.00	0.00	0.00	2,127.36	Receivable last period
BLOCK INC SR NT 3.5% 06-01-2031 SEDOL: BLD7383	3.5000 55,000.000	962.50	0.00	0.00	0.00	962.50	Receivable last period
BLOCK 4.875% DUE 03-01-2028 SEDOL: BLK7881	4.8750 55,000.000	670.31	0.00	0.00	0.00	670.31	Receivable last period

Portfolio Statement

1 DEC 23 - 31 DEC 23

Account number XXXXXX
Account Name UFCW TRI-STATE PEN-LOOMIS

◆ Income & Expense Detail - Base Currency

Page 155 of 270

Description Asset ID/Dates	Rate Shares/PAR	Gross Amount	Tax Recoverable	Tax Withheld	Tax Credit	Net Amount	Transaction Type
<i>Income</i>							
Fixed Income							
Corporate Bonds							
BLUE OWL CAP CORP NT 2.625% 01-15-2027 SEDOL: BNDM348	2.6250 129,000.000	1,279.25	0.00	0.00	0.00	1,279.25	Receivable last period
BRIXMOR OPER 4.05% DUE 07-01-2030 SEDOL: BMC8VY6	4.0500 15,000.000	253.13	0.00	0.00	0.00	253.13	Receivable last period
BROADCOM INC 4.3% DUE 11-15-2032 BEO SEDOL: BKPVK30	4.3000 75,000.000	143.33	0.00	0.00	0.00	143.33	Receivable last period
CCO HLDGS LLC/CCO HLDGS CAP CORP 4.5% 05-01-2032 SEDOL: BMBVFS8	4.5000 10,000.000	37.50	0.00	0.00	0.00	37.50	Receivable last period
CDW LLC/CDW FIN CORP 3.276% 12-01-2028 SEDOL: BPLVD63	3.2760 5,000.000	81.90	0.00	0.00	0.00	81.90	Receivable last period
CDW LLC/CDW FIN FIXED 3.569% DUE 12-01-2031 SEDOL: BPLVD52	3.5690 300,000.000	5,353.50	0.00	0.00	0.00	5,353.50	Receivable last period
CELANESE US HLDGS LLC 6.33% 07-15-2029 SEDOL: BP9RBL4	6.3300 50,000.000	1,195.67	0.00	0.00	0.00	1,195.67	Receivable last period
CELANESE US HLDGS LLC 6.379% 07-15-2032 SEDOL: BP9RBH0	6.3790 30,000.000	722.95	0.00	0.00	0.00	722.95	Receivable last period
CELANESE US HLDGS LLC 6.55% 11-15-2030 SEDOL: BMZ6BG9	6.5500 40,000.000	116.44	0.00	0.00	0.00	116.44	Receivable last period
CELANESE US HLDGS LLC 6.7% 11-15-2033 SEDOL: BRBDWD3	6.7000 130,000.000	387.11	0.00	0.00	0.00	387.11	Receivable last period
CENTENE CORP DEL FIXED 4.625% 12-15-2029 SEDOL: BMVQRX2	4.6250 55,000.000	1,172.95	0.00	0.00	0.00	1,172.95	Receivable last period

Portfolio Statement

1 DEC 23 - 31 DEC 23

Account Name UFCW TRI-STATE PEN-LOOMIS
Account number [REDACTED]

◆ Income & Expense Detail - Base Currency

Page 156 of 270

Description Asset ID/Dates	Rate Shares/PAR	Gross Amount	Tax Recoverable	Tax Withheld	Tax Credit	Net Amount	Transaction Type
<i>Income</i>							
Fixed Income							
Corporate Bonds							
CENTENE CORP DEL SR NT 2.45% 07-15-2028 SEDOL: BP2Q6N5	2.4500 5,000.000	46.28	0.00	0.00	0.00	46.28	Receivable last period
CENTENE CORP DEL 2.5% 03-01-2031 SEDOL: BKP8G66	2.5000 210,000.000	1,312.50	0.00	0.00	0.00	1,312.50	Receivable last period
CENTENE CORP DEL 2.625% 08-01-2031 SEDOL: BL6LYW3	2.6250 160,000.000	1,400.00	0.00	0.00	0.00	1,400.00	Receivable last period
CENTENE CORP DEL 3.375% DUE 02-15-2030/05-06-2020 REG SEDOL: BMVX1F3	3.3750 20,000.000	198.75	0.00	0.00	0.00	198.75	Receivable last period
CENTENE CORP DEL 3% DUE 10-15-2030 SEDOL: BKVDKR4	3.0000 5,000.000	19.17	0.00	0.00	0.00	19.17	Receivable last period
CHARTER COMMUNICATIONS OPER LLC / SR SECD NT 3.95% 06-30-2062 CUSIP: 161175CG7	3.9500 365,000.000	6,047.34	0.00	0.00	0.00	6,047.34	Receivable last period
CHARTER COMMUNICATIONS OPER LLC / SR SECD NT 4.4% 04-01-2033 SEDOL: BPCMGY4	4.4000 10,000.000	73.33	0.00	0.00	0.00	73.33	Receivable last period
CHARTER COMMUNICATIONS OPER LLC/CHARTER 2.8% DUE 04-01-2031/04-17-2020 REG SEDOL: BMCJ8R1	2.8000 25,000.000	116.67	0.00	0.00	0.00	116.67	Receivable last period
CHARTER 2.3% DUE 02-01-2032 SEDOL: BMF4PR2	2.3000 25,000.000	191.67	0.00	0.00	0.00	191.67	Receivable last period
CHARTER 6.484% DUE 10-23-2045 SEDOL: BYQ7R23	6.4840 130,000.000	889.75	0.00	0.00	0.00	889.75	Receivable last period
CHENIERE ENERGY FIXED 2.25% DUE 01-31-2032 SEDOL: BMZ3RL7	3.2500 60,000.000	655.42	0.00	0.00	0.00	655.42	Receivable last period

Portfolio Statement

1 DEC 23 - 31 DEC 23

Account number XXXXXXXXXX
Account Name UFCW TRI-STATE PEN-LOOMIS

◆ Income & Expense Detail - Base Currency

Page 157 of 270

Description Asset ID/Dates	Rate Shares/PAR	Gross Amount	Tax Recoverable	Tax Withheld	Tax Credit	Net Amount	Transaction Type
<i>Income</i>							
Fixed Income							
Corporate Bonds							
CHENIERE ENERGY FIXED 4% DUE 03-01-2031 SEDOL: BM8JV21	4.0000 230,000.000	2,300.00	0.00	0.00	0.00	2,300.00	Receivable last period
CITIGROUP INC 4.125% DUE 07-25-2028 SEDOL: BYYKP97	4.1250 60,000.000	866.25	0.00	0.00	0.00	866.25	Receivable last period
CNO FINL GROUP INC 5.25% DUE 05-30-2029 SEDOL: BJ5C4Z6	5.2500 115,000.000	16.77	0.00	0.00	0.00	16.77	Receivable last period
COMMScope INC 7.125% DUE 07-01-2028 SEDOL: BM8MKY5	7.1250 10,000.000	296.88	0.00	0.00	0.00	296.88	Receivable last period
CORPORATE OFFICE PPTYS L P GTD SR NT 2.75% 04-15-2031 SEDOL: BMTYMJ9	2.7500 25,000.000	87.85	0.00	0.00	0.00	87.85	Receivable last period
CSC HLDGS LLC 4.125% DUE 12-01-2030 SEDOL: BM9LYP0	4.1250 200,000.000	4,125.00	0.00	0.00	0.00	4,125.00	Receivable last period
DCP MIDSTREAM OPER LP GTD SR NT 3.25% 02-15-2032 SEDOL: BP6MDL6	3.2500 160,000.000	1,531.11	0.00	0.00	0.00	1,531.11	Receivable last period
DDR CORP FIXED 4.7% DUE 06-01-2027 SEDOL: BYZ8KH3	4.7000 325,000.000	7,637.50	0.00	0.00	0.00	7,637.50	Receivable last period
DELL INTL L L C/EMC CORP 5.75% 02-01-2033 SEDOL: BQ3PVK0	5.7500 10,000.000	191.67	0.00	0.00	0.00	191.67	Receivable last period
DILLARDS INC 7.75% DUE 07-15-2026 SEDOL: B8YS908	7.7500 400,000.000	11,711.11	0.00	0.00	0.00	11,711.11	Receivable last period
DILLARDS INC 7% DUE 12-01-2028 SEDOL: B2PLNS0	7.0000 250,000.000	8,750.00	0.00	0.00	0.00	8,750.00	Receivable last period

Portfolio Statement

1 DEC 23 - 31 DEC 23

Account number XXXXXXXXXX
Account Name UFCW TRI-STATE PEN-LOOMIS

◆ Income & Expense Detail - Base Currency

Page 158 of 270

Description Asset ID/Dates	Rate Shares/PAR	Gross Amount	Tax Recoverable	Tax Withheld	Tax Credit	Net Amount	Transaction Type
<i>Income</i>							
Fixed Income							
Corporate Bonds							
DISH DBS CORP 5.125% DUE 06-01-2029 SEDOL: BMDHSQ3	5.1250 295,000.000	7,559.38	0.00	0.00	0.00	7,559.38	Receivable last period
ENCANA CORP 6.5% DUE 02-01-2038 SEDOL: B29R1C4	6.5000 10,000.000	216.67	0.00	0.00	0.00	216.67	Receivable last period
ENCANA CORP 6.5% DUE 08-15-2034 SEDOL: B02DZ90	6.5000 140,000.000	2,679.44	0.00	0.00	0.00	2,679.44	Receivable last period
ENCANA CORP 6.625% DUE 08-15-2037 SEDOL: B23Y0M4	6.6250 40,000.000	780.28	0.00	0.00	0.00	780.28	Receivable last period
ENCOMPASS HEALTH CORP 4.75% DUE 02-01-2030 SEDOL: BK7CR30	4.7500 25,000.000	395.83	0.00	0.00	0.00	395.83	Receivable last period
ENERGY TRANSFER LP 5.75% DUE 02-15-2033 BEO SEDOL: BPLKW30	5.7500 10,000.000	169.31	0.00	0.00	0.00	169.31	Receivable last period
ENLINK MIDSTREAM 5.45% DUE 06-01-2047 SEDOL: BDVJS80	5.4500 80,000.000	2,180.00	0.00	0.00	0.00	2,180.00	Receivable last period
EPR PROPERTIES 3.6% DUE 11-15-2031 BEO SEDOL: BLFK4F4	3.6000 40,000.000	64.00	0.00	0.00	0.00	64.00	Receivable last period
EQT CORP 7% DUE 02-01-2030 SEDOL: BKKL239	7.0000 115,000.000	2,683.33	0.00	0.00	0.00	2,683.33	Receivable last period
EQT MIDSTREAM PARTNERS L P 5.5% 07-15-2028 SEDOL: BFXXB07	5.5000 80,000.000	1,662.22	0.00	0.00	0.00	1,662.22	Receivable last period
EVERI HLDGS INC 5% DUE 07-15-2029 SEDOL: BNG7C32	5.0000 15,000.000	283.33	0.00	0.00	0.00	283.33	Receivable last period

Portfolio Statement

1 DEC 23 - 31 DEC 23

Account number [REDACTED]
Account Name UFCW TRI-STATE PEN-LOOMIS

◆ Income & Expense Detail - Base Currency

Page 159 of 270

Description Asset ID/Dates	Rate Shares/PAR	Gross Amount	Tax Recoverable	Tax Withheld	Tax Credit	Net Amount	Transaction Type
<i>Income</i>							
Fixed Income							
Corporate Bonds							
EXPEDIA GROUP INC SR NT 2.95% 03-15-2031 CUSIP: 30212PBH7	2.9500 110,000.000	685.06	0.00	0.00	0.00	685.06	Receivable last period
EXPEDIA GROUP INC 3.25% DUE 02-15-2030 SEDOL: BLTZ2F1	3.2500 255,000.000	2,440.21	0.00	0.00	0.00	2,440.21	Receivable last period
FID NATL FINL INC FIXED 4.5% DUE 08-15-2028 SEDOL: BKDZTM6	4.5000 300,000.000	3,975.00	0.00	0.00	0.00	3,975.00	Receivable last period
GARTNER INC 3.75% DUE 10-01-2030 SEDOL: BL6L5F3	3.7500 100,000.000	625.00	0.00	0.00	0.00	625.00	Receivable last period
GATX CORP 5.45% 09-15-2033 SEDOL: BQPF841	5.4500 135,000.000	1,553.25	0.00	0.00	0.00	1,553.25	Receivable last period
GATX CORP 6.05% 03-15-2034 SEDOL: BRQP591	6.0500 5,000.000	69.74	0.00	0.00	0.00	69.74	Receivable last period
GEN MTRS FINL CO 5.75% DUE 12-31-2049 SEDOL: BFB5M57	5.7500 5,000.000	48.72	0.00	0.00	0.00	48.72	Receivable last period
GENERAL MOTORS CO 5.6% DUE 10-15-2032 BEO SEDOL: BQHM3Y5	5.6000 10,000.000	71.56	0.00	0.00	0.00	71.56	Receivable last period
GENERAL MTRS CO 5.4% 04-01-2048 SEDOL: BD93Q91	5.4000 110,000.000	990.00	0.00	0.00	0.00	990.00	Receivable last period
GENERAL MTRS CO 5.95% DUE 04-01-2049 SEDOL: BGLRQ81	5.9500 175,000.000	1,735.42	0.00	0.00	0.00	1,735.42	Receivable last period
GENERAL MTRS FINL CO INC 5.7% 12-31-2049 SEDOL: BLNPMQ8	5.7000 10,000.000	96.58	0.00	0.00	0.00	96.58	Receivable last period

Portfolio Statement

1 DEC 23 - 31 DEC 23

Account number XXXXXXXXXX
Account Name UFCW TRI-STATE PEN-LOOMIS

◆ Income & Expense Detail - Base Currency

Page 160 of 270

Description Asset ID/Dates	Rate Shares/PAR	Gross Amount	Tax Recoverable	Tax Withheld	Tax Credit	Net Amount	Transaction Type
<i>Income</i>							
Fixed Income							
Corporate Bonds							
GENERAL MTRS FINL CO INC 6.4% 01-09-2033 SEDOL: BQ3PV99	6.4000 5,000.000	126.22	0.00	0.00	0.00	126.22	Receivable last period
GLOBAL PAYMENTS INC 5.4% DUE 08-15-2032 BEO SEDOL: BP6L0F6	5.4000 80,000.000	1,272.00	0.00	0.00	0.00	1,272.00	Receivable last period
GLOBAL PMTS INC 2.9% 11-15-2031 SEDOL: BMHYKF3	2.9000 20,000.000	25.78	0.00	0.00	0.00	25.78	Receivable last period
GLP CAPITAL LP/FIN II 3.25% 01-15-2032 SEDOL: BPNXM93	3.2500 55,000.000	675.28	0.00	0.00	0.00	675.28	Receivable last period
GOLDMAN SACHS GROUP INC 3.102% 02-24-2033 SEDOL: BN95VC5	3.1020 15,000.000	125.37	0.00	0.00	0.00	125.37	Receivable last period
HCA INC 2.375% DUE 07-15-2031 BEO SEDOL: BND8HY4	2.3750 15,000.000	134.58	0.00	0.00	0.00	134.58	Receivable last period
HCA INC 4.125% 06-15-2029 SEDOL: BKKDGV1	4.1250 320,000.000	6,086.67	0.00	0.00	0.00	6,086.67	Receivable last period
HCA INC 5.5% DUE 06-01-2033 SEDOL: BQPF7W2	5.5000 85,000.000	2,688.13	0.00	0.00	0.00	2,688.13	Receivable last period
HERCULES CAP INC SR NT 3.375% 01-20-2027 SEDOL: BNK9030	3.3750 130,000.000	1,596.56	0.00	0.00	0.00	1,596.56	Receivable last period
HERCULES INC 6.5% DUE 06-30-2029 SEDOL: B06F2S0	6.5000 275,000.000	3,028.82	0.00	0.00	0.00	3,028.82	Receivable last period
HESS MIDSTREAM OPERATIONS LP SR NT 144A 4.25% 02-15-2030 SEDOL: BM9STG7	4.2500 35,000.000	437.99	0.00	0.00	0.00	437.99	Receivable last period

Portfolio Statement

1 DEC 23 - 31 DEC 23

Account Name UFCW TRI-STATE PEN-LOOMIS
Account number [REDACTED]

◆ Income & Expense Detail - Base Currency

Page 161 of 270

Description Asset ID/Dates	Rate Shares/PAR	Gross Amount	Tax Recoverable	Tax Withheld	Tax Credit	Net Amount	Transaction Type
<i>Income</i>							
Fixed Income							
Corporate Bonds							
HUB INTL LTD 7.25% DUE 06-15-2030 SEDOL: BQKRCV1	7.2500 90,000.000	2,918.13	0.00	0.00	0.00	2,918.13	Receivable last period
ICAHN ENTERPRISES FIXED 4.75% 09-15-2024 SEDOL: BLPTF92	4.7500 190,000.000	1,905.28	0.00	0.00	0.00	1,905.28	Receivable last period
ICAHN ENTERPRISES L P / ICAHN ENTERPRISE 6.25% DUE 05-15-2026 BEO SEDOL: BJ11SH7	6.2500 70,000.000	194.44	0.00	0.00	0.00	194.44	Receivable last period
ICAHN ENTERPRISES LP/CORP 5.25% DUE 05-15-2027 SEDOL: BLGSGV7	5.2500 105,000.000	245.00	0.00	0.00	0.00	245.00	Receivable last period
INGERSOLL RAND INC 5.7% DUE 08-14-2033 SEDOL: BRF5C24	5.7000 15,000.000	254.13	0.00	0.00	0.00	254.13	Receivable last period
IPALCO ENTERPRISES INC 4.25% DUE 05-01-2030 REG SEDOL: BL9YNL1	4.2500 50,000.000	177.08	0.00	0.00	0.00	177.08	Receivable last period
JBS USA/FOOD/FINANCE 3.0% 02-02-2029 SEDOL: BMZ6DZ2	3.0000 55,000.000	545.42	0.00	0.00	0.00	545.42	Receivable last period
JBS USA/FOOD/FINANCE 3.75% 12-01-2031 SEDOL: BLGYSD1	3.7500 65,000.000	1,218.75	0.00	0.00	0.00	1,218.75	Receivable last period
JEFFERIES FINL GROUP INC 5.875% 07-21-2028 SEDOL: BPK76C9	5.8750 120,000.000	2,545.83	0.00	0.00	0.00	2,545.83	Receivable last period
JETBLUE AIRWAYS CORPORATION 4.0% 11-15-2032 SEDOL: BMD7VT7	4.0000 172,793.130	307.19	0.00	0.00	0.00	307.19	Receivable last period
LAMAR MEDIA CORP 3.75% 02-15-2028 SEDOL: BMXWTN2	3.7500 90,000.000	1,275.00	0.00	0.00	0.00	1,275.00	Receivable last period

Portfolio Statement

1 DEC 23 - 31 DEC 23

Account number XXXXXXXXXX
Account Name UFCW TRI-STATE PEN-LOOMIS

◆ Income & Expense Detail - Base Currency

Page 162 of 270

Description Asset ID/Dates	Rate Shares/PAR	Gross Amount	Tax Recoverable	Tax Withheld	Tax Credit	Net Amount	Transaction Type
<i>Income</i>							
Fixed Income							
Corporate Bonds							
LAMAR MEDIA CORP 4.0% 02-15-2030 SEDOL: BNG4385	4.0000 90,000.000	1,660.00	0.00	0.00	0.00	1,660.00	Receivable last period
LITHIA MTRS INC SR NT 144A 3.875% 06-01-2029 SEDOL: BM9BQR6	3.8750 155,000.000	3,003.13	0.00	0.00	0.00	3,003.13	Receivable last period
MARATHON OIL CORP 6.8% DUE 03-15-2032 SEDOL: BBMT8K7	6.8000 10,000.000	143.56	0.00	0.00	0.00	143.56	Receivable last period
MARRIOTT INTL INC NEW 4.625% DUE 06-15-2030 REG SEDOL: BMXNHJ7	4.6250 80,000.000	1,706.11	0.00	0.00	0.00	1,706.11	Receivable last period
MARVELL TECHNOLOGY INC 2.95% 04-15-2031 SEDOL: BMW4QC7	2.9500 80,000.000	301.56	0.00	0.00	0.00	301.56	Receivable last period
MARVELL TECHNOLOGY INC 5.95% DUE 09-15-2033 SEDOL: BN4JMW9	5.9500 15,000.000	180.98	0.00	0.00	0.00	180.98	Receivable last period
MICRON TECH INC 4.663% DUE 02-15-2030 CUSIP: 595112BQ5	4.6630 450,000.000	6,178.48	0.00	0.00	0.00	6,178.48	Receivable last period
MICRON TECHNOLOGY INC 2.703% 04-15-2032 SEDOL: BMDGZ69	2.7030 15,000.000	51.81	0.00	0.00	0.00	51.81	Receivable last period
MICRON TECHNOLOGY INC 5.875% 09-15-2033 SEDOL: BN6QCG2	5.8750 325,000.000	4,030.90	0.00	0.00	0.00	4,030.90	Receivable last period
MOLINA HEALTHCARE INC SR NT 144A 3.875% 05-15-2032 SEDOL: BL0PD68	3.8750 90,000.000	155.00	0.00	0.00	0.00	155.00	Receivable last period
MOLINA HEALTHCARE 4.375% DUE 06-15-2028 SEDOL: BMXTM34	4.3750 35,000.000	706.08	0.00	0.00	0.00	706.08	Receivable last period

Portfolio Statement

1 DEC 23 - 31 DEC 23

Account Name UFCW TRI-STATE PEN-LOOMIS
Account number [REDACTED]

◆ Income & Expense Detail - Base Currency

Page 163 of 270

Description Asset ID/Dates	Rate Shares/PAR	Gross Amount	Tax Recoverable	Tax Withheld	Tax Credit	Net Amount	Transaction Type
<i>Income</i>							
Fixed Income							
Corporate Bonds							
MORGAN STANLEY 6.342% 10-18-2033 CUSIP: 61747YFY7	6.3420 10,000.000	75.75	0.00	0.00	0.00	75.75	Receivable last period
MOTOROLA SOLUTIONS INC SR NT 5.6% 06-01-2032 SEDOL: BK93946	5.6000 10,000.000	280.00	0.00	0.00	0.00	280.00	Receivable last period
NAVIENT CORP 5.875% DUE 10-25-2024 SEDOL: BSHZY90	5.8750 5,000.000	29.38	0.00	0.00	0.00	29.38	Receivable last period
NAVIENT CORP 5% DUE 03-15-2027 SEDOL: BL97KP3	5.0000 150,000.000	1,583.33	0.00	0.00	0.00	1,583.33	Receivable last period
NAVIENT CORP 6.75% 06-15-2026 CUSIP: 63938CAJ7	6.7500 10,000.000	311.25	0.00	0.00	0.00	311.25	Receivable last period
NCL CORP LTD SR SECD NT 144A 5.875% 02-15-2027 CUSIP: 62886HBE0	5.8750 70,000.000	1,210.90	0.00	0.00	0.00	1,210.90	Receivable last period
NCL CORP LTD 5.875% DUE 03-15-2026 SEDOL: BMB5SR0	5.8750 95,000.000	1,178.26	0.00	0.00	0.00	1,178.26	Receivable last period
NETFLIX INC FIXED 6.37% 05-15-2029 CUSIP: 64110LAX4	6.3750 60,000.000	170.00	0.00	0.00	0.00	170.00	Receivable last period
NETFLIX INC 5.875% DUE 11-15-2028 SEDOL: BJRDX72	5.8750 90,000.000	235.00	0.00	0.00	0.00	235.00	Receivable last period
NORDSON CORP SR NT 5.8% 09-15-2033 SEDOL: BQBBGK5	5.8000 20,000.000	251.33	0.00	0.00	0.00	251.33	Receivable last period
NRG ENERGY INC 4.45% DUE 06-15-2029 SEDOL: BJJP149	4.4500 120,000.000	2,462.33	0.00	0.00	0.00	2,462.33	Receivable last period

Portfolio Statement

1 DEC 23 - 31 DEC 23

Account number XXXXXXXXXX
Account Name UFCW TRI-STATE PEN-LOOMIS

◆ Income & Expense Detail - Base Currency

Page 164 of 270

Description Asset ID/Dates	Rate Shares/PAR	Gross Amount	Tax Recoverable	Tax Withheld	Tax Credit	Net Amount	Transaction Type
<i>Income</i>							
Fixed Income							
Corporate Bonds							
OAKTREE SPECIALTY LENDING CORP 2.7% DUE 01-15-2027 BEO SEDOL: BMCXWB5	2.7000 45,000.000	459.00	0.00	0.00	0.00	459.00	Receivable last period
OAKTREE SPECIALTY LENDING CORP 2.7% DUE 01-15-2027 BEO SEDOL: BMCXWB5	2.7000 -5,000.000	-1.12	0.00	0.00	0.00	- 1.12	Receivable last period
ONEMAIN FIN CORP SR NT 3.5% 01-15-2027 SEDOL: BP7L9D6	3.5000 35,000.000	462.78	0.00	0.00	0.00	462.78	Receivable last period
ONEMAIN FIN CORP 4% DUE 09-15-2030 SEDOL: BMQ83Q8	4.0000 145,000.000	1,224.44	0.00	0.00	0.00	1,224.44	Receivable last period
ONEMAIN FINANCIAL CORPORATION 3.875% 09-15-2028 SEDOL: BL6L3Z9	3.8750 15,000.000	122.71	0.00	0.00	0.00	122.71	Receivable last period
OWL ROCK CAP CORP 2.875% 06-11-2028 SEDOL: BKP8VG1	2.8750 185,000.000	2,511.63	0.00	0.00	0.00	2,511.63	Receivable last period
OWL ROCK TECHNOLOGY FIN CORP NT 2.5% 01-15-2027 SEDOL: BMFZLV1	2.5000 170,000.000	1,605.56	0.00	0.00	0.00	1,605.56	Receivable last period
PAC GAS & ELEC CO FIXED 4.55% DUE 07-01-2030 SEDOL: BMT6J1	4.5500 10,000.000	189.58	0.00	0.00	0.00	189.58	Receivable last period
PACIFIC GAS & ELEC CO 3.25% DUE 06-01-2031 REG SEDOL: BN93077	3.2500 70,000.000	1,137.50	0.00	0.00	0.00	1,137.50	Receivable last period
PACIFIC GAS & ELEC CO 5.45% DUE 06-15-2027/06-08-2022 BEO SEDOL: BMQ7GS8	5.4500 20,000.000	502.61	0.00	0.00	0.00	502.61	Receivable last period
PACIFIC GAS & ELECTRIC 4.3% 03-15-2045 SEDOL: BT6SJF8	4.3000 55,000.000	499.28	0.00	0.00	0.00	499.28	Receivable last period

Portfolio Statement

1 DEC 23 - 31 DEC 23

Account Name UFCW TRI-STATE PEN-LOOMIS
Account number [REDACTED]

◆ Income & Expense Detail - Base Currency

Page 165 of 270

Description Asset ID/Dates	Rate Shares/PAR	Gross Amount	Tax Recoverable	Tax Withheld	Tax Credit	Net Amount	Transaction Type
<i>Income</i>							
Fixed Income							
Corporate Bonds							
PANCANADIAN PETE 7.2% DUE 11-01-2031 SEDOL: B3CTX73	7.2000 5,000.000	30.00	0.00	0.00	0.00	30.00	Receivable last period
PILGRIMS PRIDE CORP 3.5% 03-01-2032 SEDOL: BNDVMQ0	3.5000 55,000.000	481.25	0.00	0.00	0.00	481.25	Receivable last period
PILGRIMS PRIDE CORP 4.25% DUE 04-15-2031 SEDOL: BNDVPS3	4.2500 30,000.000	162.92	0.00	0.00	0.00	162.92	Receivable last period
PLAINS ALL AMERN PIPELINE L P/PAA FIN 3.8% DUE 09-15-2030 REG SEDOL: BMC8W21	3.8000 40,000.000	320.89	0.00	0.00	0.00	320.89	Receivable last period
PVTPL AES CORP SR SECD 1ST LIEN NT 144A 3.95% DUE 07-15-2030/05-27-2020 BEO SEDOL: BLFLDY9	3.9500 50,000.000	746.11	0.00	0.00	0.00	746.11	Receivable last period
PVTPL AIRCASTLE LIMITED 5.25% DUE 12-31-2049 BEO SEDOL: BMJ1C23	5.2500 50,000.000	554.17	0.00	0.00	0.00	554.17	Receivable last period
PVTPL AIRCASTLE LTD SR NT 6.5% 07-18-2028 CUSIP: 00928QAX9	6.5000 90,000.000	2,161.25	0.00	0.00	0.00	2,161.25	Receivable last period
PVTPL AVIATION CAP GROUP 6.75% 10-25-2028 SEDOL: BRBVSZ1	6.7500 150,000.000	1,575.00	0.00	0.00	0.00	1,575.00	Receivable last period
PVTPL AVIATION CAPITAL GROUP 6.25% DUE 04-15-2028 SEDOL: BMB3ZS4	6.2500 75,000.000	598.96	0.00	0.00	0.00	598.96	Receivable last period
PVTPL BAUSCH HEALTH COS INC 4.875% DUE 06-01-2028 BEO CUSIP: 071734AN7	4.8750 340,000.000	8,287.50	0.00	0.00	0.00	8,287.50	Receivable last period
PVTPL BAUSCH PLUS LOMB ESCROW CORP. SR SECD NT 8.375% 10-01-2028 CUSIP: 071705AA5	8.3750 45,000.000	649.06	0.00	0.00	0.00	649.06	Receivable last period

Portfolio Statement

1 DEC 23 - 31 DEC 23

Account Name UFCW TRI-STATE PEN-LOOMIS
Account number [REDACTED]

◆ Income & Expense Detail - Base Currency

Page 166 of 270

Description Asset ID/Dates	Rate Shares/PAR	Gross Amount	Tax Recoverable	Tax Withheld	Tax Credit	Net Amount	Transaction Type
<i>Income</i>							
Fixed Income							
Corporate Bonds							
PVTPL BROADCOM INC AVGO 3.187 11/15/36 3.187% DUE 11-15-2036/09-30-2021 BEO SEDOL: BMCP6S6	3.1870 4,000.000	5.67	0.00	0.00	0.00	5.67	Receivable last period
PVTPL BROADCOM INC NEW ISSUE 10YR 144A 4.15% 04-15-2032 SEDOL: BNDB2F9	4.1500 30,000.000	159.08	0.00	0.00	0.00	159.08	Receivable last period
PVTPL BROADCOM INC NT 4.926% 05-15-2037 SEDOL: BPCTV84	4.9260 45,000.000	98.52	0.00	0.00	0.00	98.52	Receivable last period
PVTPL BROADCOM INC 2.45% DUE 02-15-2031/01-19-2021 BEO SEDOL: BMCPJY3	2.4500 35,000.000	252.49	0.00	0.00	0.00	252.49	Receivable last period
PVTPL BROADCOM INC 2.6% DUE 02-15-2033/01-19-2021 BEO SEDOL: BMCGSY9	2.6000 30,000.000	229.67	0.00	0.00	0.00	229.67	Receivable last period
PVTPL BROADCOM INC 3.137% DUE 11-15-2035 BEO SEDOL: BMCP6P3	3.1370 115,000.000	160.34	0.00	0.00	0.00	160.34	Receivable last period
PVTPL BROADCOM INC 3.419% DUE 04-15-2033BEO SEDOL: BKMQWT8	3.4190 60,000.000	262.12	0.00	0.00	0.00	262.12	Receivable last period
PVTPL BROADCOM INC 3.469% DUE 04-15-2034BEO SEDOL: BKMQWR6	3.4690 85,000.000	376.77	0.00	0.00	0.00	376.77	Receivable last period
PVTPL CARNIVAL CORP GTD SR NT 6.0% 05-01-2029 CUSIP: 143658BR2	6.0000 95,000.000	475.00	0.00	0.00	0.00	475.00	Receivable last period
PVTPL CARNIVAL CORP GTD SR SECD NT 144A 5.75% DUE 03-01-2027/02-16-2021 BEO CUSIP: 143658BN1	5.7500 115,000.000	1,653.13	0.00	0.00	0.00	1,653.13	Receivable last period
PVTPL CARNIVAL CORP 7.0% 08-15-2029 CUSIP: 143658BW1	7.0000 20,000.000	439.44	0.00	0.00	0.00	439.44	Receivable last period

Portfolio Statement

1 DEC 23 - 31 DEC 23

Account number XXXXXXXXXX
Account Name UFCW TRI-STATE PEN-LOOMIS

◆ Income & Expense Detail - Base Currency

Page 167 of 270

Description Asset ID/Dates	Rate Shares/PAR	Gross Amount	Tax Recoverable	Tax Withheld	Tax Credit	Net Amount	Transaction Type
<i>Income</i>							
Fixed Income							
Corporate Bonds							
PVTPL CARNIVAL CORP 9.875% DUE 08-01-2027 BEO CUSIP: 143658BJ0	9.8750 135,000.000	4,443.75	0.00	0.00	0.00	4,443.75	Receivable last period
PVTPL CCO HLDGS LLC/CAP CORP 4.75% DUE 02-01-2032 BEO SEDOL: BMV1FZ5	4.7500 90,000.000	1,425.00	0.00	0.00	0.00	1,425.00	Receivable last period
PVTPL CCO HLDGS LLC/CCO HLDGS CAP CORP BNDS 5.5% DUE 05-01-2026 SEDOL: BY9C190	5.5000 33,000.000	151.25	0.00	0.00	0.00	151.25	Receivable last period
PVTPL CCO HLDGS LLC/CCO HLDGS CAP CORP 4.25% DUE 02-01-2031 SEDOL: BN2R7D1	4.2500 395,000.000	5,595.83	0.00	0.00	0.00	5,595.83	Receivable last period
PVTPL CCO HLDGS LLC/CCO HLDGS CAP CORP 4.5% DUE 08-15-2030 SEDOL: BKZHNH3	4.5000 200,000.000	2,650.00	0.00	0.00	0.00	2,650.00	Receivable last period
PVTPL CCO HLDGS LLC/CCO HLDGS CAP CORP 5.375% 06-01-2029 SEDOL: BK8KJX7	5.3750 20,000.000	537.50	0.00	0.00	0.00	537.50	Receivable last period
PVTPL CIVITAS RES INC 8.625% 11-01-2030 SEDOL: BQGG520	8.6250 35,000.000	368.96	0.00	0.00	0.00	368.96	Receivable last period
PVTPL COMMScope INC SR NT 4.75% 09-01-2029 SEDOL: BLDBLL4	4.7500 270,000.000	3,206.25	0.00	0.00	0.00	3,206.25	Receivable last period
PVTPL COMMScope TECHNOLOGIES LLC 144A BNDS 5.0% DUE 03-15-2027 SEDOL: BF08257	5.0000 80,000.000	844.44	0.00	0.00	0.00	844.44	Receivable last period
PVTPL CONTINENTAL RES INC 5.75% DUE 01-15-2031/11-25-2020 BEO SEDOL: BN4D2D2	5.7500 460,000.000	9,992.22	0.00	0.00	0.00	9,992.22	Receivable last period
PVTPL CONTINENTAL RESOURCES INC 2.875% DUE 04-01-2032 BEO SEDOL: BM92GG8	2.8750 250,000.000	1,197.92	0.00	0.00	0.00	1,197.92	Receivable last period

Portfolio Statement

1 DEC 23 - 31 DEC 23

Account Name UFCW TRI-STATE PEN-LOOMIS
Account number [REDACTED]

◆ Income & Expense Detail - Base Currency

Page 168 of 270

Description Asset ID/Dates	Rate Shares/PAR	Gross Amount	Tax Recoverable	Tax Withheld	Tax Credit	Net Amount	Transaction Type
<i>Income</i>							
Fixed Income							
Corporate Bonds							
PVTPL CSC HLDGS LLC 4.625% 12-01-2030 SEDOL: BM9M1M9	4.6250 800,000.000	18,500.00	0.00	0.00	0.00	18,500.00	Receivable last period
PVTPL CSC HOLDINGS LLC SR GTD NT 4.5%11-15-2031 SEDOL: BMY0HH5	4.5000 200,000.000	400.00	0.00	0.00	0.00	400.00	Receivable last period
PVTPL DIRECTV HOLDINGS/FING 5.87% DUE 08-15-2027 BEO SEDOL: BN765Z1	5.8750 50,000.000	864.93	0.00	0.00	0.00	864.93	Receivable last period
PVTPL DISH DBS CORP SR SECD NT 5.25% 12-01-2026 SEDOL: BNRLV5	5.2500 320,000.000	8,400.00	0.00	0.00	0.00	8,400.00	Receivable last period
PVTPL ENLINK MIDSTREAM LLC 6.5% 09-01-2030 SEDOL: BPCNQX6	6.5000 10,000.000	162.50	0.00	0.00	0.00	162.50	Receivable last period
PVTPL ENTEGRIS ESCROW CORP SR SECD NT 144A 4.75% DUE 04-15-2029/04-14-2022 BEO SEDOL: BPVCP60	4.7500 200,000.000	1,213.89	0.00	0.00	0.00	1,213.89	Receivable last period
PVTPL EQT CORP SR NT 3.625% 05-15-2031 SEDOL: BMY681	3.6250 105,000.000	169.17	0.00	0.00	0.00	169.17	Receivable last period
PVTPL GARTNER INC 3.625% DUE 06-15-2029 BEO SEDOL: BNSPMJ0	3.6250 60,000.000	1,002.92	0.00	0.00	0.00	1,002.92	Receivable last period
PVTPL GLOBAL ATLANTIC FIN CO GTD SR NT 144A 4.4% DUE 10-15-2029/10-07-2019 BEO SEDOL: BKYC2J4	4.4000 110,000.000	618.44	0.00	0.00	0.00	618.44	Receivable last period
PVTPL GO DADDY OPER CO LLC/GD FIN CO INC3.5% DUE 03-01-2029 BEO SEDOL: BL6LVP5	3.5000 150,000.000	1,312.50	0.00	0.00	0.00	1,312.50	Receivable last period
PVTPL HESS MIDSTREAM OPERATIONS LP 5.625% DUE 02-15-2026 SEDOL: BG0RZL8	5.6250 45,000.000	745.31	0.00	0.00	0.00	745.31	Receivable last period

Portfolio Statement

1 DEC 23 - 31 DEC 23

Account Name UFCW TRI-STATE PEN-LOOMIS
Account number [REDACTED]

◆ Income & Expense Detail - Base Currency

Page 169 of 270

Description Asset ID/Dates	Rate Shares/PAR	Gross Amount	Tax Recoverable	Tax Withheld	Tax Credit	Net Amount	Transaction Type
<i>Income</i>							
Fixed Income							
Corporate Bonds							
PVTPL HILTON DOMESTIC OPER CO INC 3.625%DUE 02-15-2032/02-02-2021 BEO SEDOL: BKPJT48	3.6250 30,000.000	320.21	0.00	0.00	0.00	320.21	Receivable last period
PVTPL HILTON DOMESTIC OPER CO INC 4.0% DUE 05-01-2031 BEO SEDOL: BNDLGZ7	4.0000 135,000.000	450.00	0.00	0.00	0.00	450.00	Receivable last period
PVTPL HILTON GRAND VACATIONS BORROWER ESC 4.875% 07-01-2031 SEDOL: BNKCJL0	4.8750 25,000.000	507.81	0.00	0.00	0.00	507.81	Receivable last period
PVTPL HILTON GRAND VACATIONS BORROWER ESCROW L SR NT 5.0% 06-01-2029 SEDOL: BMXKCL5	5.0000 75,000.000	1,875.00	0.00	0.00	0.00	1,875.00	Receivable last period
PVTPL HOLOGIC INC 3.25% DUE 02-15-2029/09-28-2020 BEO SEDOL: BL6L5L9	3.2500 220,000.000	2,105.28	0.00	0.00	0.00	2,105.28	Receivable last period
PVTPL HOME PT CAP INC 5.0% DUE 02-01-2026 BEO SEDOL: BMXYFL8	5.0000 50,000.000	833.33	0.00	0.00	0.00	833.33	Receivable last period
PVTPL IHEARTCOMMUNICATIONS INC SR SECD NT 5.25% 08-15-2027 SEDOL: BJQ1ZZ9	5.2500 270,000.000	4,173.75	0.00	0.00	0.00	4,173.75	Receivable last period
PVTPL IHEARTCOMMUNICATIONS INC 4.75% DUE01-15-2028/11-22-2019 BEO SEDOL: BKM81Q4	4.7500 60,000.000	1,076.67	0.00	0.00	0.00	1,076.67	Receivable last period
PVTPL IRON MTN INC NEW 5.0% DUE 07-15-2028 SEDOL: BL57WD9	5.0000 100,000.000	1,888.89	0.00	0.00	0.00	1,888.89	Receivable last period
PVTPL IRON MTN INC NEW 5.25% DUE 07-15-2030 SEDOL: BL57W73	5.2500 100,000.000	1,983.33	0.00	0.00	0.00	1,983.33	Receivable last period
PVTPL LAMB WESTON HLDGS INC SR NT 144A 4.875% DUE 05-15-2028 BEO SEDOL: BLB4P57	4.8750 50,000.000	108.33	0.00	0.00	0.00	108.33	Receivable last period

Portfolio Statement

1 DEC 23 - 31 DEC 23

Account Name UFCW TRI-STATE PEN-LOOMIS
Account number [REDACTED]

◆ Income & Expense Detail - Base Currency

Page 170 of 270

Description Asset ID/Dates	Rate Shares/PAR	Gross Amount	Tax Recoverable	Tax Withheld	Tax Credit	Net Amount	Transaction Type
<i>Income</i>							
Fixed Income							
Corporate Bonds							
PVTPL LEVEL 3 FING INC 4.625% DUE 09-15-2027/09-25-2019 BEO SEDOL: BKB0R30	4.6250 30,000.000	292.92	0.00	0.00	0.00	292.92	Receivable last period
PVTPL LIGHT & WONDER INC 7.5% 09-01-2031 SEDOL: BPLVRB6	7.5000 25,000.000	510.42	0.00	0.00	0.00	510.42	Receivable last period
PVTPL LITHIA MTRS INC 4.375% DUE 01-15-2031 SEDOL: BMD3QG7	4.3750 45,000.000	743.75	0.00	0.00	0.00	743.75	Receivable last period
PVTPL MARRIOTT OWNERSHIP RESORTS INC 4.5% DUE 06-15-2029 SEDOL: BMBMCS0	4.5000 60,000.000	1,245.00	0.00	0.00	0.00	1,245.00	Receivable last period
PVTPL MATADOR RES CO 6.875% 04-15-2028 SEDOL: BP5WN62	6.8750 20,000.000	175.69	0.00	0.00	0.00	175.69	Receivable last period
PVTPL MOLINA HEALTHCARE INC 3.875% DUE 11-15-2030 BEO SEDOL: BMYKTN5	3.8750 15,000.000	25.83	0.00	0.00	0.00	25.83	Receivable last period
PVTPL MSCI INC 3.25% DUE 08-15-2033 BEO SEDOL: BMWT6K0	3.2500 70,000.000	669.86	0.00	0.00	0.00	669.86	Receivable last period
PVTPL NATIONSTAR MTG HLDGS INC 5.75 11-15-2031 SEDOL: BL0P584	5.7500 105,000.000	268.33	0.00	0.00	0.00	268.33	Receivable last period
PVTPL NCL CORP LTD 8.125% 01-15-2029 CUSIP: 62886HBN0	8.1250 85,000.000	824.91	0.00	0.00	0.00	824.91	Receivable last period
PVTPL NCL FIN LTD NCL FINANCE 6.125% DUE03-15-2028 BEO SEDOL: BNQPS27	6.1250 35,000.000	452.57	0.00	0.00	0.00	452.57	Receivable last period
PVTPL NETFLIX INC FIXED 5.375% 11-15-2029 BEO SEDOL: BK0RZV6	5.3750 25,000.000	619.62	0.00	0.00	0.00	619.62	Receivable last period

Portfolio Statement

1 DEC 23 - 31 DEC 23

Account Name UFCW TRI-STATE PEN-LOOMIS
Account number [REDACTED]

◆ Income & Expense Detail - Base Currency

Page 171 of 270

Description Asset ID/Dates	Rate Shares/PAR	Gross Amount	Tax Recoverable	Tax Withheld	Tax Credit	Net Amount	Transaction Type
<i>Income</i>							
Fixed Income							
Corporate Bonds							
PVTPL NETFLIX INC 4.875% DUE 06-15-2030/10-25-2019 BEO SEDOL: BKM1GZ7	4.8750 310,000.000	6,968.54	0.00	0.00	0.00	6,968.54	Receivable last period
PVTPL NOVELIS CORP 4.75% DUE 01-30-2030 BEO SEDOL: BKLPS1	4.7500 40,000.000	638.61	0.00	0.00	0.00	638.61	Receivable last period
PVTPL OUTFRONT MEDIA CAPITAL LLC 7.375% 02-15-2031 SEDOL: BLDCV7	7.3750 25,000.000	56.34	0.00	0.00	0.00	56.34	Receivable last period
PVTPL POST HLDGS INC 4.5% DUE 09-15-2031 BEO SEDOL: BMZ9QV8	4.5000 70,000.000	665.00	0.00	0.00	0.00	665.00	Receivable last period
PVTPL QUICKEN LNS LLC/QUICKEN LNS CO-ISSUER IN 3.625% 03-01-2029 SEDOL: BN7NDB4	3.6250 10,000.000	90.63	0.00	0.00	0.00	90.63	Receivable last period
PVTPL RAND PARENT LLC 8.5% DUE 02-15-2030 SEDOL: BMZMHT2	8.5000 170,000.000	4,254.72	0.00	0.00	0.00	4,254.72	Receivable last period
PVTPL ROCKET MTG LLC/ROCKET MTG CO-ISSUER INC 2.875%DUE 10-15-2026 BEO SEDOL: BP815Z9	2.8750 215,000.000	789.83	0.00	0.00	0.00	789.83	Receivable last period
PVTPL ROCKET MTG LLC/ROCKET MTG 4.0% 10-15-2033 SEDOL: BP6QRV6	4.0000 105,000.000	536.67	0.00	0.00	0.00	536.67	Receivable last period
PVTPL ROYAL CARIBBEAN CRUISES LTD 5.5% DUE 04-01-2028 BEO CUSIP: 780153BG6	5.5000 220,000.000	2,016.67	0.00	0.00	0.00	2,016.67	Receivable last period
PVTPL SCIENTIFIC GAMES INTL INC 7.25% DUE 11-15-2029 SEDOL: BJLPYT3	7.2500 10,000.000	32.22	0.00	0.00	0.00	32.22	Receivable last period
PVTPL SIRIUS INTL GROUP LTD SR NT 144A 4.6% DUE 11-01-2026/11-01-2016 BEO CUSIP: 82968FAA2	4.6000 145,000.000	555.83	0.00	0.00	0.00	555.83	Receivable last period

Portfolio Statement

1 DEC 23 - 31 DEC 23

Account Name UFCW TRI-STATE PEN-LOOMIS
Account number [REDACTED]

◆ Income & Expense Detail - Base Currency

Page 172 of 270

Description Asset ID/Dates	Rate Shares/PAR	Gross Amount	Tax Recoverable	Tax Withheld	Tax Credit	Net Amount	Transaction Type
<i>Income</i>							
Fixed Income							
Corporate Bonds							
PVTPL SIRIUS XM HOLDINGS INC 5.0% DUE 08-01-2027 SEDOL: BDZVVB6	5.0000 90,000.000	1,500.00	0.00	0.00	0.00	1,500.00	Receivable last period
PVTPL SIRIUS XM RADIO INC 5.5% DUE 07-01-2029 SEDOL: BJYHK54	5.5000 10,000.000	229.17	0.00	0.00	0.00	229.17	Receivable last period
PVTPL SMITHFIELD FOODS INC 3.0% DUE 10-15-2030 BEO SEDOL: BM8PR43	3.0000 25,000.000	95.83	0.00	0.00	0.00	95.83	Receivable last period
PVTPL SS&C TECHNOLOGIES INC 144A 5.5% 03-28-2019 SEDOL: BJQ1YJ6	5.5000 35,000.000	326.18	0.00	0.00	0.00	326.18	Receivable last period
PVTPL STAR PARENT INC 9.0% 10-01-2030 SEDOL: BMCMQL0	9.0000 125,000.000	1,968.75	0.00	0.00	0.00	1,968.75	Receivable last period
PVTPL TARGA RES PARTNERS LP 4.875% 08-30-2021 SEDOL: BP6T4Q9	4.8750 15,000.000	243.75	0.00	0.00	0.00	243.75	Receivable last period
PVTPL TRINET GROUP INC 3.5% DUE 03-01-2029/02-26-2021 BEO SEDOL: BMDKPP0	3.5000 55,000.000	481.25	0.00	0.00	0.00	481.25	Receivable last period
PVTPL VENTURE GLOBAL CALCASIEU PASS LLC 3.875% DUE 11-01-2033 BEO SEDOL: BP9SCV4	3.8750 145,000.000	468.23	0.00	0.00	0.00	468.23	Receivable last period
PVTPL VENTURE GLOBAL CALCASIEU PASS LLC 6.25% 01-15-2030 SEDOL: BQD0257	6.2500 20,000.000	472.22	0.00	0.00	0.00	472.22	Receivable last period
PVTPL VERALTO CORP SR NT 5.45% 09-18-2033 SEDOL: BN4JN93	5.4500 130,000.000	1,436.68	0.00	0.00	0.00	1,436.68	Receivable last period
PVTPL VICI PTYS /NT 4.25% DUE 12-01-2026 SEDOL: BK6X369	4.2500 75,000.000	1,593.75	0.00	0.00	0.00	1,593.75	Receivable last period

Portfolio Statement

1 DEC 23 - 31 DEC 23

Account Name UFCW TRI-STATE PEN-LOOMIS
Account number [REDACTED]

◆ Income & Expense Detail - Base Currency

Page 173 of 270

Description Asset ID/Dates	Rate Shares/PAR	Gross Amount	Tax Recoverable	Tax Withheld	Tax Credit	Net Amount	Transaction Type
<i>Income</i>							
Fixed Income							
Corporate Bonds							
PVTPL VICI PPTYS L P/VICI NT CO INC 3.875% DUE 02-15-2029 BEO SEDOL: BMH6ZF4	3.8750 170,000.000	1,939.65	0.00	0.00	0.00	1,939.65	Receivable last period
PVTPL VIPER ENERGY PARTNERS LP 7.375% 11-01-2031 SEDOL: BR2PG58	7.3750 35,000.000	301.15	0.00	0.00	0.00	301.15	Receivable last period
PVTPLDISH DBS CORP SR SECD NT 5.75% 12-01-2028 SEDOL: BNRLZ34	5.7500 115,000.000	3,306.25	0.00	0.00	0.00	3,306.25	Receivable last period
QUICKEN LNS LLC/QUICKEN LNS CO-ISSU 3.625% 03-01-2021 SEDOL: BMH3K83	3.6250 345,000.000	3,126.56	0.00	0.00	0.00	3,126.56	Receivable last period
QUICKEN LNS 3.875% DUE 03-01-2031 SEDOL: BN7RYH9	3.8750 470,000.000	4,553.13	0.00	0.00	0.00	4,553.13	Receivable last period
ROYAL CARIBBEAN CRUISES LTD SR NT 144A 4.25% 07-01-2026 CUSIP: 780153BH4	4.2500 5,000.000	88.54	0.00	0.00	0.00	88.54	Receivable last period
SANTANDER HLDGS USA INC 3.244% DUE 10-05-2026 REG SEDOL: BKT1T39	3.2440 220,000.000	1,110.17	0.00	0.00	0.00	1,110.17	Receivable last period
SBA COMMUNICATIONS 3.125% DUE 02-01-2029 SEDOL: BPVBYZ9	3.1250 150,000.000	1,562.50	0.00	0.00	0.00	1,562.50	Receivable last period
SCIENTIFIC GAMES 7% DUE 05-15-2028 SEDOL: BL0KTF4	7.0000 225,000.000	700.00	0.00	0.00	0.00	700.00	Receivable last period
SEAGATE HDD CAYMAN 4.091% DUE 06-01-2029 CUSIP: 81180WBC4	4.0910 10,000.000	204.55	0.00	0.00	0.00	204.55	Receivable last period
SENSATA 3.75% DUE 02-15-2031 SEDOL: BMD7L86	3.7500 15,000.000	165.63	0.00	0.00	0.00	165.63	Receivable last period

Portfolio Statement

1 DEC 23 - 31 DEC 23

Account Name UFCW TRI-STATE PEN-LOOMIS
Account number [REDACTED]

◆ Income & Expense Detail - Base Currency

Page 174 of 270

Description Asset ID/Dates	Rate Shares/PAR	Gross Amount	Tax Recoverable	Tax Withheld	Tax Credit	Net Amount	Transaction Type
<i>Income</i>							
Fixed Income							
Corporate Bonds							
SOUTHERN CO GAS CAP CORP 5.75% 09-15-2033 SEDOL: BKPJSM9	5.7500 30,000.000	368.96	0.00	0.00	0.00	368.96	Receivable last period
SOUTHERN CO 5.7% 03-15-2034 SEDOL: BM9VYX8	5.7000 60,000.000	788.50	0.00	0.00	0.00	788.50	Receivable last period
SOUTHWESTERN ENERGY CO 4.75% 02-01-2032 SEDOL: BMH4406	4.7500 20,000.000	316.67	0.00	0.00	0.00	316.67	Receivable last period
SPRINGLEAF FIN 5.375% DUE 11-15-2029 SEDOL: BKTMDH8	5.3750 45,000.000	107.50	0.00	0.00	0.00	107.50	Receivable last period
SPRINGLEAF FIN 6.875% DUE 03-15-2025 SEDOL: BF28TP4	6.8750 5,000.000	72.57	0.00	0.00	0.00	72.57	Receivable last period
SPRINGLEAF FIN 7.125% DUE 03-15-2026 CUSIP: 85172FAN9	7.1250 55,000.000	827.29	0.00	0.00	0.00	827.29	Receivable last period
SPRINGLEAF FINANCE CORPORATION 6.625% 01-15-2028 SEDOL: BK62TX5	6.6250 35,000.000	875.97	0.00	0.00	0.00	875.97	Receivable last period
SPRINT CAP CORP 8.75% DUE 03-15-2032 SEDOL: BG49327	8.7500 160,000.000	2,955.56	0.00	0.00	0.00	2,955.56	Receivable last period
STEWART FIXED 3.6% DUE 11-15-2031 SEDOL: BN6SD10	3.6000 165,000.000	264.00	0.00	0.00	0.00	264.00	Receivable last period
T-MOBILE USA INC 2.7% 03-15-2032 SEDOL: BMWDS40	2.7000 40,000.000	228.00	0.00	0.00	0.00	228.00	Receivable last period
T-MOBILE USA INC 3.875% 04-15-2030 CUSIP: 87264ABF1	3.8750 490,000.000	2,426.18	0.00	0.00	0.00	2,426.18	Receivable last period

Portfolio Statement

1 DEC 23 - 31 DEC 23

Account Name UFCW TRI-STATE PEN-LOOMIS
Account number [REDACTED]

◆ Income & Expense Detail - Base Currency

Page 175 of 270

Description Asset ID/Dates	Rate Shares/PAR	Gross Amount	Tax Recoverable	Tax Withheld	Tax Credit	Net Amount	Transaction Type
<i>Income</i>							
Fixed Income							
Corporate Bonds							
T-MOBILE USA INC 5.75% 01-15-2034 SEDOL: BN4JN15	5.7500 55,000.000	676.42	0.00	0.00	0.00	676.42	Receivable last period
TAPESTRY INC FIXED 3.05% DUE 03-15-2032 SEDOL: BMXLNB5	3.0500 35,000.000	225.36	0.00	0.00	0.00	225.36	Receivable last period
TARGA RES CORP 6.125% 03-15-2033 SEDOL: BQ3PVF5	6.1250 60,000.000	775.83	0.00	0.00	0.00	775.83	Receivable last period
TARGA RES PARTNERS LP/TARGA RES FIN 4.0%DUE 01-15-2032 BEO SEDOL: BPLF5V4	4.0000 65,000.000	982.22	0.00	0.00	0.00	982.22	Receivable last period
TIME WARNER CABLE 4.5% DUE 09-15-2042 SEDOL: B8N2417	4.5000 170,000.000	1,615.00	0.00	0.00	0.00	1,615.00	Receivable last period
TIME WARNER CABLE 5.5% DUE 09-01-2041 SEDOL: B441BS1	5.5000 455,000.000	6,256.25	0.00	0.00	0.00	6,256.25	Receivable last period
TOPBUILD CORP SR NT 144A 4.125% 02-15-2032 SEDOL: BP4YZQ3	4.1250 60,000.000	728.75	0.00	0.00	0.00	728.75	Receivable last period
TRAVEL + LEISURE CO SR SECD NT 144A 4.5%12-01-2029 SEDOL: BMV9VB7	4.5000 160,000.000	3,600.00	0.00	0.00	0.00	3,600.00	Receivable last period
UBER TECHNOLOGIES INC SR NT 144A 4.5% 08-15-2029 SEDOL: BNSNM61	4.5000 925,000.000	12,256.25	0.00	0.00	0.00	12,256.25	Receivable last period
UBER TECHNOLOGIES 7.5% DUE 09-15-2027 SEDOL: BKPQNG9	7.5000 75,000.000	1,187.50	0.00	0.00	0.00	1,187.50	Receivable last period
US AWYS 2013-1 3.95 DUE 05-15-2027 SEDOL: B94MBG7	3.9500 140,300.870	246.31	0.00	0.00	0.00	246.31	Receivable last period

Portfolio Statement

1 DEC 23 - 31 DEC 23

Account Name UFCW TRI-STATE PEN-LOOMIS
Account number [REDACTED]

◆ Income & Expense Detail - Base Currency

Page 176 of 270

Description Asset ID/Dates	Rate Shares/PAR	Gross Amount	Tax Recoverable	Tax Withheld	Tax Credit	Net Amount	Transaction Type
<i>Income</i>							
Fixed Income							
Corporate Bonds							
UTD AIRLS INC 3.7% DUE 09-01-2031 SEDOL: BMHCY77	3.7000 30,381.970	281.03	0.00	0.00	0.00	281.03	Receivable last period
VENTURE GLOBAL 4.125% DUE 08-15-2031 SEDOL: BMY9R27	4.1250 90,000.000	1,093.13	0.00	0.00	0.00	1,093.13	Receivable last period
VICI PROPERTIES INC 5.125% 05-15-2032 SEDOL: BP5JTL0	5.1250 10,000.000	22.78	0.00	0.00	0.00	22.78	Receivable last period
VMWARE INC FIXED 2.2% 08-15-2031 SEDOL: BM8BNR6	2.2000 95,000.000	615.39	0.00	0.00	0.00	615.39	Receivable last period
VOC ESCROW LTD 5% DUE 02-15-2028 SEDOL: BFYV7L3	5.0000 85,000.000	1,251.39	0.00	0.00	0.00	1,251.39	Receivable last period
WARNERMEDIA HLDGS INC SR NT 4.279% 03-15-2032 CUSIP: 55903VBC6	4.2790 190,000.000	1,716.35	0.00	0.00	0.00	1,716.35	Receivable last period
WESTERN DIG CORP 4.75% DUE 02-15-2026 CUSIP: 958102AM7	4.7500 105,000.000	1,468.54	0.00	0.00	0.00	1,468.54	Receivable last period
WESTERN DIGITAL CORP 2.85% DUE 02-01-2029 BEO SEDOL: BLDBDX0	2.8500 75,000.000	712.50	0.00	0.00	0.00	712.50	Receivable last period
WESTERN MIDSTREAM OPER LP 4.05% DUE 02-01-2030/01-13-2020 REG SEDOL: BKRMR85	4.0500 35,000.000	472.50	0.00	0.00	0.00	472.50	Receivable last period
WESTERN MIDSTREAM OPER LP 6.35% 01-15-2029 SEDOL: BRJN893	6.3500 55,000.000	601.49	0.00	0.00	0.00	601.49	Receivable last period
WESTERN MIDSTREAM OPERATING LP 6.15% 04-01-2033 SEDOL: BRCCQR1	6.1500 15,000.000	153.75	0.00	0.00	0.00	153.75	Receivable last period

Portfolio Statement

1 DEC 23 - 31 DEC 23

Account number XXXXXXXXXX
Account Name UFCW TRI-STATE PEN-LOOMIS

◆ Income & Expense Detail - Base Currency

Page 177 of 270

Description Asset ID/Dates	Rate Shares/PAR	Gross Amount	Tax Recoverable	Tax Withheld	Tax Credit	Net Amount	Transaction Type
<i>Income</i>							
Fixed Income							
Corporate Bonds							
WESTN GAS PARTNERS 5.3% 03-01-2048 CUSIP: 958254AJ3	5.3000 55,000.000	728.75	0.00	0.00	0.00	728.75	Receivable last period
WESTN GAS PARTNERS 5.45% DUE 04-01-2044 SEDOL: BKR265	5.4500 10,000.000	90.83	0.00	0.00	0.00	90.83	Receivable last period
WESTN MIDSTREAM STEP CPN 5.75% DUE 02-01-2050 SEDOL: BKRMRB8	5.2500 5,000.000	87.50	0.00	0.00	0.00	87.50	Receivable last period
WYNDHAM DESTINATIONS INC 6.0% DUE 04-01-2027/03-21-2017 REG SEDOL: BF083Z4	6.0000 10,000.000	100.00	0.00	0.00	0.00	100.00	Receivable last period
WYNDHAM 4.625% DUE 03-01-2030 SEDOL: BJVS9Q4	4.6250 80,000.000	925.00	0.00	0.00	0.00	925.00	Receivable last period
WYNDHAM 6.625% DUE 07-31-2026 SEDOL: BMWZQD1	6.6250 15,000.000	334.01	0.00	0.00	0.00	334.01	Receivable last period
YUM BRANDS INC 3.625% 03-15-2031 SEDOL: BN7K371	3.6250 145,000.000	1,109.65	0.00	0.00	0.00	1,109.65	Receivable last period
YUM BRANDS INC 4.75% 144A DUE 01-15-2030 SEDOL: BJDSXL5	4.7500 130,000.000	2,332.78	0.00	0.00	0.00	2,332.78	Receivable last period
AIR LEASE CORP FXD-RATE RESET NON CUM PERP 4.65% 12-31-2049 SEDOL: BMZ9QP2	4.6500 150,000.000	310.00	0.00	0.00	0.00	310.00	Receivable this period
AIR LEASE CORP 3.125% DUE 11-20-2030 BEO SEDOL: BMH30W7	3.1250 65,000.000	169.27	0.00	0.00	0.00	169.27	Receivable this period
ALBERTA ENERGY LTD 7.375% DUE 11-01-2031 SEDOL: 2835772	7.3750 20,000.000	245.83	0.00	0.00	0.00	245.83	Receivable this period

Portfolio Statement

1 DEC 23 - 31 DEC 23

Account Name UFCW TRI-STATE PEN-LOOMIS
Account number [REDACTED]

◆ Income & Expense Detail - Base Currency

Page 178 of 270

Description Asset ID/Dates	Rate Shares/PAR	Gross Amount	Tax Recoverable	Tax Withheld	Tax Credit	Net Amount	Transaction Type
<i>Income</i>							
Fixed Income							
Corporate Bonds							
ALLEGY 5.875% DUE 12-01-2027 SEDOL: BJDRSJ5	5.8750 80,000.000	391.67	0.00	0.00	0.00	391.67	Receivable this period
ALLY FINANCIAL INC FIXED 4.7% DUE 12-31-2049 SEDOL: BN0ZM87	4.7000 160,000.000	960.89	0.00	0.00	0.00	960.89	Receivable this period
ALLY FINL INC FIXED 4.7% DUE 12-31-2049 SEDOL: BN7N9G1	4.7000 190,000.000	1,141.06	0.00	0.00	0.00	1,141.06	Receivable this period
ALLY FINL INC 8% DUE 11-01-2031 SEDOL: B3LVPV8	8.0000 326,000.000	4,346.67	0.00	0.00	0.00	4,346.67	Receivable this period
ALTA ENERGY LTD NT 8.125 DUE 09-15-2030 BEO SEDOL: 2687519	8.1250 20,000.000	478.47	0.00	0.00	0.00	478.47	Receivable this period
AMERICAN HOMES 4 RENT L P SR NT 2.375% 07-15-2031 SEDOL: BNKJ1L5	2.3750 25,000.000	273.79	0.00	0.00	0.00	273.79	Receivable this period
AMERICAN TOWER CORP NEW 5.9% 11-15-2033 SEDOL: BRF1QY2	5.9000 190,000.000	3,300.72	0.00	0.00	0.00	3,300.72	Receivable this period
AMERN AIRLS 2017-2 FIXED 3.6% DUE 10-15-2029 SEDOL: BF7TTW9	3.6000 59,697.700	453.70	0.00	0.00	0.00	453.70	Receivable this period
ARROW ELECTRONICS INC NT 2.95% 02-15-2032 SEDOL: BPG9265	2.9500 15,000.000	167.17	0.00	0.00	0.00	167.17	Receivable this period
ASBURY AUTOMOTIVE GROUP INC 4.625% 11-15-2029 SEDOL: BP6MDQ1	4.6250 35,000.000	206.84	0.00	0.00	0.00	206.84	Receivable this period
ATHENE GLOBAL FDG MEDIUM TERM SR TRANCHE# TR 00784 2.55% 11-19-2030 SEDOL: BND8FL7	2.5500 65,000.000	193.38	0.00	0.00	0.00	193.38	Receivable this period

Portfolio Statement

1 DEC 23 - 31 DEC 23

Account number XXXXXXXXXX
Account Name UFCW TRI-STATE PEN-LOOMIS

◆ Income & Expense Detail - Base Currency

Page 179 of 270

Description Asset ID/Dates	Rate Shares/PAR	Gross Amount	Tax Recoverable	Tax Withheld	Tax Credit	Net Amount	Transaction Type
<i>Income</i>							
Fixed Income							
Corporate Bonds							
ATHENE HLDG LTD 3.5% DUE 01-15-2031 SEDOL: BNG1LR1	3.5000 55,000.000	887.64	0.00	0.00	0.00	887.64	Receivable this period
ATHENE HLDG LTD 4.125% DUE 01-12-2028 SEDOL: BFW28L5	4.1250 250,000.000	4,841.15	0.00	0.00	0.00	4,841.15	Receivable this period
AUTONATION INC FIXED 4.75% DUE 06-01-2030 SEDOL: BMG4PG0	4.7500 20,000.000	79.17	0.00	0.00	0.00	79.17	Receivable this period
AUTONATION INC FLA SR NT 3.85% 03-01-2032 SEDOL: BQ0JXD2	3.8500 15,000.000	192.50	0.00	0.00	0.00	192.50	Receivable this period
AVNET INC 5.5% DUE 06-01-2032 SEDOL: BPSJJ84	5.5000 155,000.000	710.42	0.00	0.00	0.00	710.42	Receivable this period
BANK AMER CORP 5.015% DUE 07-22-2033/01-22-2023 BEO CUSIP: 06051GKY4	5.0150 10,000.000	221.50	0.00	0.00	0.00	221.50	Receivable this period
BANK OF AMERICA CORPORATION 5.288% 04-25-2034 CUSIP: 06051GLH0	5.2880 40,000.000	387.79	0.00	0.00	0.00	387.79	Receivable this period
BANK OF AMERICA CORPORATION 5.872% 09-15-2034 SEDOL: BNNJDR2	5.8720 130,000.000	2,247.67	0.00	0.00	0.00	2,247.67	Receivable this period
BARINGS BDC INC FIXED 3.3% DUE 11-23-2026 SEDOL: BPBS728	3.3000 90,000.000	313.50	0.00	0.00	0.00	313.50	Receivable this period
BLACKSTONE SECD FIXED 2.125% DUE 02-15-2027 SEDOL: BQ7WQJ1	2.1250 340,000.000	2,729.44	0.00	0.00	0.00	2,729.44	Receivable this period
BLOCK INC SR NT 3.5% 06-01-2031 SEDOL: BLD7383	3.5000 55,000.000	160.42	0.00	0.00	0.00	160.42	Receivable this period

Portfolio Statement

1 DEC 23 - 31 DEC 23

Account Name UFCW TRI-STATE PEN-LOOMIS
Account number [REDACTED]

◆ Income & Expense Detail - Base Currency

Page 180 of 270

Description Asset ID/Dates	Rate Shares/PAR	Gross Amount	Tax Recoverable	Tax Withheld	Tax Credit	Net Amount	Transaction Type
<i>Income</i>							
Fixed Income							
Corporate Bonds							
BLOCK 4.875% DUE 03-01-2028 SEDOL: BLK7881	4.8750 55,000.000	893.75	0.00	0.00	0.00	893.75	Receivable this period
BLUE OWL CAP CORP NT 2.625% 01-15-2027 SEDOL: BNDM348	2.6250 129,000.000	1,561.44	0.00	0.00	0.00	1,561.44	Receivable this period
BRIXMOR OPER 4.05% DUE 07-01-2030 SEDOL: BMC8VY6	4.0500 15,000.000	303.75	0.00	0.00	0.00	303.75	Receivable this period
BROADCOM INC 4.3% DUE 11-15-2032 BEO SEDOL: BKPVK30	4.3000 75,000.000	412.08	0.00	0.00	0.00	412.08	Receivable this period
CCO HLDGS LLC/CCO HLDGS CAP CORP 4.5% 05-01-2032 SEDOL: BMBVFS8	4.5000 10,000.000	75.00	0.00	0.00	0.00	75.00	Receivable this period
CDW LLC/CDW FIN CORP 3.276% 12-01-2028 SEDOL: BPLVD63	3.2760 5,000.000	13.65	0.00	0.00	0.00	13.65	Receivable this period
CDW LLC/CDW FIN FIXED 3.569% DUE 12-01-2031 SEDOL: BPLVD52	3.5690 300,000.000	892.25	0.00	0.00	0.00	892.25	Receivable this period
CELANESE US HLDGS LLC 6.33% 07-15-2029 SEDOL: BP9RBL4	6.3300 50,000.000	1,459.42	0.00	0.00	0.00	1,459.42	Receivable this period
CELANESE US HLDGS LLC 6.379% 07-15-2032 SEDOL: BP9RBH0	6.3790 30,000.000	882.43	0.00	0.00	0.00	882.43	Receivable this period
CELANESE US HLDGS LLC 6.55% 11-15-2030 SEDOL: BMZ6BG9	6.5500 40,000.000	334.78	0.00	0.00	0.00	334.78	Receivable this period
CELANESE US HLDGS LLC 6.7% 11-15-2033 SEDOL: BRBDWD3	6.7000 130,000.000	1,112.94	0.00	0.00	0.00	1,112.94	Receivable this period

Portfolio Statement

1 DEC 23 - 31 DEC 23

Account number XXXXXXXXXX
Account Name UFCW TRI-STATE PEN-LOOMIS

◆ Income & Expense Detail - Base Currency

Page 181 of 270

Description Asset ID/Dates	Rate Shares/PAR	Gross Amount	Tax Recoverable	Tax Withheld	Tax Credit	Net Amount	Transaction Type
<i>Income</i>							
Fixed Income							
Corporate Bonds							
CENTENE CORP DEL FIXED 4.625% 12-15-2029 SEDOL: BMVQRX2	4.6250 55,000.000	113.06	0.00	0.00	0.00	113.06	Receivable this period
CENTENE CORP DEL SR NT 2.45% 07-15-2028 SEDOL: BP2Q6N5	2.4500 5,000.000	56.49	0.00	0.00	0.00	56.49	Receivable this period
CENTENE CORP DEL 2.5% 03-01-2031 SEDOL: BKP8G66	2.5000 210,000.000	1,750.00	0.00	0.00	0.00	1,750.00	Receivable this period
CENTENE CORP DEL 2.625% 08-01-2031 SEDOL: BL6LYW3	2.6250 160,000.000	1,750.00	0.00	0.00	0.00	1,750.00	Receivable this period
CENTENE CORP DEL 3.375% DUE 02-15-2030/05-06-2020 REG SEDOL: BMVX1F3	3.3750 20,000.000	255.00	0.00	0.00	0.00	255.00	Receivable this period
CENTENE CORP DEL 3% DUE 10-15-2030 SEDOL: BKVDKR4	3.0000 5,000.000	31.67	0.00	0.00	0.00	31.67	Receivable this period
CHARTER COMMUNICATIONS OPER LLC / SR SECD NT 3.95% 06-30-2062 CUSIP: 161175CG7 Ex date: 30 DEC 23 / Pay date: 30 DEC 23	1.9750 365,000.000	7,208.75	0.00	0.00	0.00	7,208.75	Receivable this period
CHARTER COMMUNICATIONS OPER LLC / SR SECD NT 3.95% 06-30-2062 CUSIP: 161175CG7	3.9500 365,000.000	40.05	0.00	0.00	0.00	40.05	Receivable this period
CHARTER COMMUNICATIONS OPER LLC / SR SECD NT 4.4% 04-01-2033 SEDOL: BPCMGY4	4.4000 10,000.000	110.00	0.00	0.00	0.00	110.00	Receivable this period
CHARTER COMMUNICATIONS OPER LLC/CHARTE 2.8% DUE 04-01-2031/04-17-2020 REG SEDOL: BMCJ8R1	2.8000 25,000.000	175.00	0.00	0.00	0.00	175.00	Receivable this period
CHARTER 2.3% DUE 02-01-2032 SEDOL: BMF4PR2	2.3000 25,000.000	239.58	0.00	0.00	0.00	239.58	Receivable this period

Portfolio Statement

1 DEC 23 - 31 DEC 23

Account number XXXXXXXXXX
Account Name UFCW TRI-STATE PEN-LOOMIS

◆ Income & Expense Detail - Base Currency

Page 182 of 270

Description Asset ID/Dates	Rate Shares/PAR	Gross Amount	Tax Recoverable	Tax Withheld	Tax Credit	Net Amount	Transaction Type
<i>Income</i>							
Fixed Income							
Corporate Bonds							
CHARTER 6.484% DUE 10-23-2045 SEDOL: BYQ7R23	6.4840 130,000.000	1,592.18	0.00	0.00	0.00	1,592.18	Receivable this period
CHENIERE ENERGY FIXED 2.25% DUE 01-31-2032 SEDOL: BMZ3RL7	3.2500 60,000.000	817.92	0.00	0.00	0.00	817.92	Receivable this period
CHENIERE ENERGY FIXED 4% DUE 03-01-2031 SEDOL: BM8JV21	4.0000 240,000.000	3,200.00	0.00	0.00	0.00	3,200.00	Receivable this period
CNO FINL GROUP INC 5.25% DUE 05-30-2029 SEDOL: BJ5C4Z6	5.2500 115,000.000	519.90	0.00	0.00	0.00	519.90	Receivable this period
COMMScope INC 7.125% DUE 07-01-2028 SEDOL: BM8MKY5	7.1250 10,000.000	356.25	0.00	0.00	0.00	356.25	Receivable this period
CORPORATE OFFICE PPTYS L P GTD SR NT 2.75% 04-15-2031 SEDOL: BMTYMJ9	2.7500 25,000.000	145.14	0.00	0.00	0.00	145.14	Receivable this period
CSC HLDGS LLC 4.125% DUE 12-01-2030 SEDOL: BM9LYP0	4.1250 200,000.000	687.50	0.00	0.00	0.00	687.50	Receivable this period
DCP MIDSTREAM OPER LP GTD SR NT 3.25% 02-15-2032 SEDOL: BP6MDL6	3.2500 160,000.000	1,964.44	0.00	0.00	0.00	1,964.44	Receivable this period
DELL INTL L L C/EMC CORP 5.75% 02-01-2033 SEDOL: BQ3PVK0	5.7500 10,000.000	239.58	0.00	0.00	0.00	239.58	Receivable this period
DILLARDS INC 7.75% DUE 07-15-2026 SEDOL: B8YS908	7.7500 400,000.000	14,294.44	0.00	0.00	0.00	14,294.44	Receivable this period
DILLARDS INC 7% DUE 12-01-2028 SEDOL: B2PLNS0	7.0000 250,000.000	1,458.33	0.00	0.00	0.00	1,458.33	Receivable this period

Portfolio Statement

1 DEC 23 - 31 DEC 23

Account number XXXXXXXXXX
Account Name UFCW TRI-STATE PEN-LOOMIS

◆ Income & Expense Detail - Base Currency

Page 183 of 270

Description Asset ID/Dates	Rate Shares/PAR	Gross Amount	Tax Recoverable	Tax Withheld	Tax Credit	Net Amount	Transaction Type
<i>Income</i>							
Fixed Income							
Corporate Bonds							
DISH DBS CORP 5.125% DUE 06-01-2029 SEDOL: BMDHSQ3	5.1250 295,000.000	1,259.90	0.00	0.00	0.00	1,259.90	Receivable this period
ENCANA CORP 6.5% DUE 02-01-2038 SEDOL: B29R1C4	6.5000 10,000.000	270.83	0.00	0.00	0.00	270.83	Receivable this period
ENCANA CORP 6.5% DUE 08-15-2034 SEDOL: B02DZ90	6.5000 140,000.000	3,437.78	0.00	0.00	0.00	3,437.78	Receivable this period
ENCANA CORP 6.625% DUE 08-15-2037 SEDOL: B23Y0M4	6.6250 40,000.000	1,001.11	0.00	0.00	0.00	1,001.11	Receivable this period
ENCOMPASS HEALTH CORP 4.75% DUE 02-01-2030 SEDOL: BK7CR30	4.7500 25,000.000	494.79	0.00	0.00	0.00	494.79	Receivable this period
ENERGY TRANSFER LP 5.75% DUE 02-15-2033 BEO SEDOL: BPLKW30	5.7500 10,000.000	217.22	0.00	0.00	0.00	217.22	Receivable this period
ENLINK MIDSTREAM 5.45% DUE 06-01-2047 SEDOL: BDVJS80	5.4500 80,000.000	363.33	0.00	0.00	0.00	363.33	Receivable this period
EPR PROPERTIES 3.6% DUE 11-15-2031 BEO SEDOL: BLFK4F4	3.6000 40,000.000	184.00	0.00	0.00	0.00	184.00	Receivable this period
EQT CORP 7% DUE 02-01-2030 SEDOL: BKKL239	7.0000 115,000.000	3,354.17	0.00	0.00	0.00	3,354.17	Receivable this period
EQT MIDSTREAM PARTNERS L P 5.5% 07-15-2028 SEDOL: BFXXB07	5.5000 80,000.000	2,028.89	0.00	0.00	0.00	2,028.89	Receivable this period
EVERI HLDGS INC 5% DUE 07-15-2029 SEDOL: BNG7C32	5.0000 15,000.000	345.83	0.00	0.00	0.00	345.83	Receivable this period

Portfolio Statement

1 DEC 23 - 31 DEC 23

Account Name UFCW TRI-STATE PEN-LOOMIS
Account number [REDACTED]

◆ Income & Expense Detail - Base Currency

Page 184 of 270

Description Asset ID/Dates	Rate Shares/PAR	Gross Amount	Tax Recoverable	Tax Withheld	Tax Credit	Net Amount	Transaction Type
Income							
Fixed Income							
Corporate Bonds							
EXPEDIA GROUP INC SR NT 2.95% 03-15-2031 CUSIP: 30212PBH7	2.9500 110,000.000	955.47	0.00	0.00	0.00	955.47	Receivable this period
EXPEDIA GROUP INC 3.25% DUE 02-15-2030 SEDOL: BLTZ2F1	3.2500 255,000.000	3,130.83	0.00	0.00	0.00	3,130.83	Receivable this period
FID NATL FINL INC FIXED 4.5% DUE 08-15-2028 SEDOL: BKDZTM6	4.5000 300,000.000	5,100.00	0.00	0.00	0.00	5,100.00	Receivable this period
GARTNER INC 3.75% DUE 10-01-2030 SEDOL: BL6L5F3	3.7500 100,000.000	937.50	0.00	0.00	0.00	937.50	Receivable this period
GATX CORP 5.45% 09-15-2033 SEDOL: BQPF841	5.4500 135,000.000	2,166.38	0.00	0.00	0.00	2,166.38	Receivable this period
GATX CORP 6.05% 03-15-2034 SEDOL: BRQP591	6.0500 5,000.000	94.95	0.00	0.00	0.00	94.95	Receivable this period
GEN MTRS FINL CO 5.75% DUE 12-31-2049 SEDOL: BFB5M57	5.7500 5,000.000	72.67	0.00	0.00	0.00	72.67	Receivable this period
GENERAL MOTORS CO 5.6% DUE 10-15-2032 BEO SEDOL: BQHM3Y5	5.6000 10,000.000	118.22	0.00	0.00	0.00	118.22	Receivable this period
GENERAL MTRS CO 5.4% 04-01-2048 SEDOL: BD93Q91	5.4000 105,000.000	1,417.50	0.00	0.00	0.00	1,417.50	Receivable this period
GENERAL MTRS CO 5.4% 04-01-2048 SEDOL: BD93Q91	5.4000 -5,000.000	-0.75	0.00	0.00	0.00	- 0.75	Receivable this period
GENERAL MTRS CO 5.95% DUE 04-01-2049 SEDOL: BG LRQ81	5.9500 140,000.000	2,082.50	0.00	0.00	0.00	2,082.50	Receivable this period

Portfolio Statement

1 DEC 23 - 31 DEC 23

Account Name UFCW TRI-STATE PEN-LOOMIS
Account number [REDACTED]

Page 185 of 270

◆ Income & Expense Detail - Base Currency

Description Asset ID/Dates	Rate Shares/PAR	Gross Amount	Tax Recoverable	Tax Withheld	Tax Credit	Net Amount	Transaction Type
<i>Income</i>							
Fixed Income							
Corporate Bonds							
GENERAL MTRS FINL CO INC 5.7% 12-31-2049 SEDOL: BLNPMQ8	5.7000 10,000.000	144.08	0.00	0.00	0.00	144.08	Receivable this period
GENERAL MTRS FINL CO INC 6.4% 01-09-2033 SEDOL: BQ3PV99	6.4000 5,000.000	152.89	0.00	0.00	0.00	152.89	Receivable this period
GLOBAL PAYMENTS INC 5.4% DUE 08-15-2032 BEO SEDOL: BP6L0F6	5.4000 80,000.000	1,632.00	0.00	0.00	0.00	1,632.00	Receivable this period
GLOBAL PMTS INC 2.9% 11-15-2031 SEDOL: BMHYKF3	2.9000 20,000.000	74.11	0.00	0.00	0.00	74.11	Receivable this period
GLP CAPITAL LP/FIN II 3.25% 01-15-2032 SEDOL: BPNXM93	3.2500 55,000.000	824.24	0.00	0.00	0.00	824.24	Receivable this period
GOLDMAN SACHS GROUP INC 3.102% 02-24-2033 SEDOL: BN95VC5	3.1020 15,000.000	164.15	0.00	0.00	0.00	164.15	Receivable this period
HCA INC 2.375% DUE 07-15-2031 BEO SEDOL: BND8HY4	2.3750 15,000.000	164.27	0.00	0.00	0.00	164.27	Receivable this period
HCA INC 4.125% 06-15-2029 SEDOL: BKKGDV1	4.1250 320,000.000	586.67	0.00	0.00	0.00	586.67	Receivable this period
HCA INC 5.5% DUE 06-01-2033 SEDOL: BQPF7W2	5.5000 85,000.000	389.58	0.00	0.00	0.00	389.58	Receivable this period
HERCULES CAP INC SR NT 3.375% 01-20-2027 SEDOL: BNK9030	3.3750 90,000.000	1,358.44	0.00	0.00	0.00	1,358.44	Receivable this period
HERCULES INC 6.5% DUE 06-30-2029 SEDOL: B06F2S0 Ex date: 31 DEC 23 / Pay date: 31 DEC 23	1.6250 275,000.000	4,468.75	0.00	0.00	0.00	4,468.75	Receivable this period

Portfolio Statement

1 DEC 23 - 31 DEC 23

Account number XXXXXXXXXX
Account Name UFCW TRI-STATE PEN-LOOMIS

◆ Income & Expense Detail - Base Currency

Page 186 of 270

Description Asset ID/Dates	Rate Shares/PAR	Gross Amount	Tax Recoverable	Tax Withheld	Tax Credit	Net Amount	Transaction Type
<i>Income</i>							
Fixed Income							
Corporate Bonds							
HERCULES INC 6.5% DUE 06-30-2029 SEDOL: B06F2S0	6.5000 275,000.000	49.65	0.00	0.00	0.00	49.65	Receivable this period
HESS MIDSTREAM OPERATIONS LP SR NT 144A 4.25% 02-15-2030 SEDOL: BM9STG7	4.2500 35,000.000	561.94	0.00	0.00	0.00	561.94	Receivable this period
HUB INTL LTD 7.25% DUE 06-15-2030 SEDOL: BQKRVC1	7.2500 90,000.000	290.00	0.00	0.00	0.00	290.00	Receivable this period
ICAHN ENTERPRISES FIXED 4.75% 09-15-2024 SEDOL: BLPTF92	4.7500 190,000.000	2,657.36	0.00	0.00	0.00	2,657.36	Receivable this period
ICAHN ENTERPRISES L P / ICAHN ENTERPRISE 6.25% DUE 05-15-2026 BEO SEDOL: BJ11SH7	6.2500 70,000.000	559.03	0.00	0.00	0.00	559.03	Receivable this period
ICAHN ENTERPRISES LP/CORP 5.25% DUE 05-15-2027 SEDOL: BLGSGV7	5.2500 105,000.000	704.38	0.00	0.00	0.00	704.38	Receivable this period
INGERSOLL RAND INC 5.7% DUE 08-14-2033 SEDOL: BRF5C24	5.7000 15,000.000	325.38	0.00	0.00	0.00	325.38	Receivable this period
IPALCO ENTERPRISES INC 4.25% DUE 05-01-2030 REG SEDOL: BL9YNL1	4.2500 50,000.000	354.17	0.00	0.00	0.00	354.17	Receivable this period
JBS USA/FOOD/FINANCE 3.0% 02-02-2029 SEDOL: BMZ6DZ2	3.0000 55,000.000	682.92	0.00	0.00	0.00	682.92	Receivable this period
JBS USA/FOOD/FINANCE 3.75% 12-01-2031 SEDOL: BLGYSD1	3.7500 65,000.000	203.13	0.00	0.00	0.00	203.13	Receivable this period
JEFFERIES FINL GROUP INC 5.875% 07-21-2028 SEDOL: BPK76C9	5.8750 120,000.000	3,133.33	0.00	0.00	0.00	3,133.33	Receivable this period

Portfolio Statement

1 DEC 23 - 31 DEC 23

Account number XXXXXXXXXX
Account Name UFCW TRI-STATE PEN-LOOMIS

◆ Income & Expense Detail - Base Currency

Page 187 of 270

Description Asset ID/Dates	Rate Shares/PAR	Gross Amount	Tax Recoverable	Tax Withheld	Tax Credit	Net Amount	Transaction Type
<i>Income</i>							
Fixed Income							
Corporate Bonds							
JETBLUE AIRWAYS CORPORATION 4.0% 11-15-2032 SEDOL: BMD7VT7	4.0000 172,793.130	883.17	0.00	0.00	0.00	883.17	Receivable this period
LAMAR MEDIA CORP 3.75% 02-15-2028 SEDOL: BMXWTN2	3.7500 90,000.000	1,556.25	0.00	0.00	0.00	1,556.25	Receivable this period
LAMAR MEDIA CORP 4.0% 02-15-2030 SEDOL: BNG4385	4.0000 90,000.000	160.00	0.00	0.00	0.00	160.00	Receivable this period
LITHIA MTRS INC SR NT 144A 3.875% 06-01-2029 SEDOL: BM9BQR6	3.8750 155,000.000	500.52	0.00	0.00	0.00	500.52	Receivable this period
MARATHON OIL CORP 6.8% DUE 03-15-2032 SEDOL: BBMT8K7	6.8000 10,000.000	200.22	0.00	0.00	0.00	200.22	Receivable this period
MARRIOTT INTL INC NEW 4.625% DUE 06-15-2030 REG SEDOL: BMXNHJ7	4.6250 80,000.000	164.44	0.00	0.00	0.00	164.44	Receivable this period
MARVELL TECHNOLOGY INC 2.95% 04-15-2031 SEDOL: BMW4QC7	2.9500 80,000.000	498.22	0.00	0.00	0.00	498.22	Receivable this period
MARVELL TECHNOLOGY INC 5.95% DUE 09-15-2033 SEDOL: BN4JMW9	5.9500 15,000.000	255.35	0.00	0.00	0.00	255.35	Receivable this period
MICRON TECH INC 4.663% DUE 02-15-2030 CUSIP: 595112BQ5	4.6630 450,000.000	7,927.10	0.00	0.00	0.00	7,927.10	Receivable this period
MICRON TECHNOLOGY INC 2.703% 04-15-2032 SEDOL: BMDGZ69	2.7030 15,000.000	85.60	0.00	0.00	0.00	85.60	Receivable this period
MICRON TECHNOLOGY INC 5.875% 09-15-2033 SEDOL: BN6QCG2	5.8750 325,000.000	5,622.05	0.00	0.00	0.00	5,622.05	Receivable this period

Portfolio Statement

1 DEC 23 - 31 DEC 23

Account Name UFCW TRI-STATE PEN-LOOMIS
Account number [REDACTED]

◆ Income & Expense Detail - Base Currency

Page 188 of 270

Description Asset ID/Dates	Rate Shares/PAR	Gross Amount	Tax Recoverable	Tax Withheld	Tax Credit	Net Amount	Transaction Type
<i>Income</i>							
Fixed Income							
Corporate Bonds							
MOLINA HEALTHCARE INC SR NT 144A 3.875% 05-15-2032 SEDOL: BL0PD68	3.8750 90,000.000	445.63	0.00	0.00	0.00	445.63	Receivable this period
MOLINA HEALTHCARE 4.375% DUE 06-15-2028 SEDOL: BMXTM34	4.3750 35,000.000	68.06	0.00	0.00	0.00	68.06	Receivable this period
MORGAN STANLEY 6.342% 10-18-2033 CUSIP: 61747Y7	6.3420 10,000.000	128.60	0.00	0.00	0.00	128.60	Receivable this period
MOTOROLA SOLUTIONS INC SR NT 5.6% 06-01-2032 SEDOL: BK93946	5.6000 10,000.000	46.67	0.00	0.00	0.00	46.67	Receivable this period
NAVIENT CORP 5.875% DUE 10-25-2024 SEDOL: BSHZY90	5.8750 5,000.000	53.85	0.00	0.00	0.00	53.85	Receivable this period
NAVIENT CORP 5% DUE 03-15-2027 SEDOL: BL97KP3	5.0000 150,000.000	2,208.33	0.00	0.00	0.00	2,208.33	Receivable this period
NAVIENT CORP 6.75% 06-15-2026 CUSIP: 63938CAJ7	6.7500 10,000.000	30.00	0.00	0.00	0.00	30.00	Receivable this period
NCL CORP LTD SR SECD NT 144A 5.875% 02-15-2027 CUSIP: 62886HBE0	5.8750 70,000.000	1,553.61	0.00	0.00	0.00	1,553.61	Receivable this period
NCL CORP LTD 5.875% DUE 03-15-2026 SEDOL: BMB5SR0	5.8750 95,000.000	1,643.37	0.00	0.00	0.00	1,643.37	Receivable this period
NETFLIX INC FIXED 6.37% 05-15-2029 CUSIP: 64110LAX4	6.3750 60,000.000	488.75	0.00	0.00	0.00	488.75	Receivable this period
NETFLIX INC 5.875% DUE 11-15-2028 SEDOL: BJRD72	5.8750 90,000.000	675.63	0.00	0.00	0.00	675.63	Receivable this period

Portfolio Statement

1 DEC 23 - 31 DEC 23

Account number XXXXXXXXXX
Account Name UFCW TRI-STATE PEN-LOOMIS

◆ Income & Expense Detail - Base Currency

Page 189 of 270

Description Asset ID/Dates	Rate Shares/PAR	Gross Amount	Tax Recoverable	Tax Withheld	Tax Credit	Net Amount	Transaction Type
<i>Income</i>							
Fixed Income							
Corporate Bonds							
NORDSON CORP SR NT 5.8% 09-15-2033 SEDOL: BQBBGK5	5.8000 20,000.000	348.00	0.00	0.00	0.00	348.00	Receivable this period
NRG ENERGY INC 4.45% DUE 06-15-2029 SEDOL: BJJP149	4.4500 120,000.000	237.33	0.00	0.00	0.00	237.33	Receivable this period
OAKTREE SPECIALTY LENDING CORP 2.7% DUE 01-15-2027 BEO SEDOL: BMCXWB5	2.7000 45,000.000	560.25	0.00	0.00	0.00	560.25	Receivable this period
ONEMAIN FIN CORP SR NT 3.5% 01-15-2027 SEDOL: BP7L9D6	3.5000 35,000.000	564.86	0.00	0.00	0.00	564.86	Receivable this period
ONEMAIN FIN CORP 4% DUE 09-15-2030 SEDOL: BMQ83Q8	4.0000 145,000.000	1,707.78	0.00	0.00	0.00	1,707.78	Receivable this period
ONEMAIN FINANCIAL CORPORATION 3.875% 09-15-2028 SEDOL: BL6L3Z9	3.8750 15,000.000	171.15	0.00	0.00	0.00	171.15	Receivable this period
OWL ROCK CAP CORP 2.875% 06-11-2028 SEDOL: BKP8VG1	2.8750 185,000.000	295.49	0.00	0.00	0.00	295.49	Receivable this period
OWL ROCK TECHNOLOGY FIN CORP NT 2.5% 01-15-2027 SEDOL: BMFZLV1	2.5000 170,000.000	1,959.72	0.00	0.00	0.00	1,959.72	Receivable this period
PAC GAS & ELEC CO FIXED 4.55% DUE 07-01-2030 SEDOL: BMT6J1	4.5500 10,000.000	227.50	0.00	0.00	0.00	227.50	Receivable this period
PACIFIC GAS & ELEC CO 3.25% DUE 06-01-2031 REG SEDOL: BN93077	3.2500 70,000.000	189.58	0.00	0.00	0.00	189.58	Receivable this period
PACIFIC GAS & ELECTRIC 4.3% 03-15-2045 SEDOL: BT6SJF8	4.3000 55,000.000	696.36	0.00	0.00	0.00	696.36	Receivable this period

Portfolio Statement

1 DEC 23 - 31 DEC 23

Account Name UFCW TRI-STATE PEN-LOOMIS
Account number [REDACTED]

◆ Income & Expense Detail - Base Currency

Page 190 of 270

Description Asset ID/Dates	Rate Shares/PAR	Gross Amount	Tax Recoverable	Tax Withheld	Tax Credit	Net Amount	Transaction Type
<i>Income</i>							
Fixed Income							
Corporate Bonds							
PANCANADIAN PETE 7.2% DUE 11-01-2031 SEDOL: B3CTX73	7.2000 5,000.000	60.00	0.00	0.00	0.00	60.00	Receivable this period
PILGRIMS PRIDE CORP 3.5% 03-01-2032 SEDOL: BNDVMQ0	3.5000 55,000.000	641.67	0.00	0.00	0.00	641.67	Receivable this period
PILGRIMS PRIDE CORP 4.25% DUE 04-15-2031 SEDOL: BNDVPS3	4.2500 30,000.000	269.17	0.00	0.00	0.00	269.17	Receivable this period
PLAINS ALL AMERN PIPELINE L P/PAA FIN 3.8% DUE 09-15-2030 REG SEDOL: BMC8W21	3.8000 40,000.000	447.56	0.00	0.00	0.00	447.56	Receivable this period
PVTPL AES CORP SR SECD 1ST LIEN NT 144A 3.95% DUE 07-15-2030/05-27-2020 BEO SEDOL: BLFLDY9	3.9500 50,000.000	910.69	0.00	0.00	0.00	910.69	Receivable this period
PVTPL AIRCASTLE LIMITED 5.25% DUE 12-31-2049 BEO SEDOL: BMJ1C23	5.2500 50,000.000	772.92	0.00	0.00	0.00	772.92	Receivable this period
PVTPL AIRCASTLE LTD SR NT 6.5% 07-18-2028 CUSIP: 00928QAX9	6.5000 90,000.000	2,648.75	0.00	0.00	0.00	2,648.75	Receivable this period
PVTPL AVIATION CAP GROUP 6.75% 10-25-2028 SEDOL: BRBVSZ1	6.7500 150,000.000	2,418.75	0.00	0.00	0.00	2,418.75	Receivable this period
PVTPL AVIATION CAPITAL GROUP 6.25% DUE 04-15-2028 SEDOL: BMB3ZS4	6.2500 75,000.000	989.58	0.00	0.00	0.00	989.58	Receivable this period
PVTPL BAUSCH HEALTH COS INC 4.875% DUE 06-01-2028 BEO CUSIP: 071734AN7	4.8750 340,000.000	1,381.25	0.00	0.00	0.00	1,381.25	Receivable this period
PVTPL BAUSCH PLUS LOMB ESCROW CORP. SR SECD NT 8.375% 10-01-2028 CUSIP: 071705AA5	8.3750 45,000.000	963.13	0.00	0.00	0.00	963.13	Receivable this period

Portfolio Statement

1 DEC 23 - 31 DEC 23

Account number XXXXXXXXXX
Account Name UFCW TRI-STATE PEN-LOOMIS

◆ Income & Expense Detail - Base Currency

Page 191 of 270

Description Asset ID/Dates	Rate Shares/PAR	Gross Amount	Tax Recoverable	Tax Withheld	Tax Credit	Net Amount	Transaction Type
<i>Income</i>							
Fixed Income							
Corporate Bonds							
PVTPL BROADCOM INC AVGO 3.187 11/15/36 3.187% DUE 11-15-2036/09-30-2021 BEO SEDOL: BMCP6S6	3.1870 4,000.000	16.29	0.00	0.00	0.00	16.29	Receivable this period
PVTPL BROADCOM INC NEW ISSUE 10YR 144A 4.15% 04-15-2032 SEDOL: BNDB2F9	4.1500 30,000.000	262.83	0.00	0.00	0.00	262.83	Receivable this period
PVTPL BROADCOM INC NT 4.926% 05-15-2037 SEDOL: BPCTV84	4.9260 45,000.000	283.25	0.00	0.00	0.00	283.25	Receivable this period
PVTPL BROADCOM INC 2.45% DUE 02-15-2031/01-19-2021 BEO SEDOL: BMCPJY3	2.4500 35,000.000	323.94	0.00	0.00	0.00	323.94	Receivable this period
PVTPL BROADCOM INC 2.6% DUE 02-15-2033/01-19-2021 BEO SEDOL: BMCGSY9	2.6000 30,000.000	294.67	0.00	0.00	0.00	294.67	Receivable this period
PVTPL BROADCOM INC 3.137% DUE 11-15-2035 BEO SEDOL: BMCP6P3	3.1370 115,000.000	460.97	0.00	0.00	0.00	460.97	Receivable this period
PVTPL BROADCOM INC 3.419% DUE 04-15-2033BEO SEDOL: BKMQWT8	3.4190 60,000.000	433.07	0.00	0.00	0.00	433.07	Receivable this period
PVTPL BROADCOM INC 3.469% DUE 04-15-2034BEO SEDOL: BKMQWR6	3.4690 85,000.000	622.49	0.00	0.00	0.00	622.49	Receivable this period
PVTPL CARNIVAL CORP GTD SR NT 6.0% 05-01-2029 CUSIP: 143658BR2	6.0000 95,000.000	950.00	0.00	0.00	0.00	950.00	Receivable this period
PVTPL CARNIVAL CORP GTD SR SECD NT 144A 5.75% DUE 03-01-2027/02-16-2021 BEO CUSIP: 143658BN1	5.7500 115,000.000	2,204.17	0.00	0.00	0.00	2,204.17	Receivable this period
PVTPL CARNIVAL CORP 7.0% 08-15-2029 CUSIP: 143658BW1	7.0000 20,000.000	556.11	0.00	0.00	0.00	556.11	Receivable this period

Portfolio Statement

1 DEC 23 - 31 DEC 23

Account Name UFCW TRI-STATE PEN-LOOMIS
Account number [REDACTED]

◆ Income & Expense Detail - Base Currency

Page 192 of 270

Description Asset ID/Dates	Rate Shares/PAR	Gross Amount	Tax Recoverable	Tax Withheld	Tax Credit	Net Amount	Transaction Type
<i>Income</i>							
Fixed Income							
Corporate Bonds							
PVTPL CARNIVAL CORP 9.875% DUE 08-01-2027 BEO CUSIP: 143658BJ0	9.8750 135,000.000	5,554.69	0.00	0.00	0.00	5,554.69	Receivable this period
PVTPL CCO HLDGS LLC/CAP CORP 4.75% DUE 02-01-2032 BEO SEDOL: BMV1FZ5	4.7500 90,000.000	1,781.25	0.00	0.00	0.00	1,781.25	Receivable this period
PVTPL CCO HLDGS LLC/CCO HLDGS CAP CORP BNDS 5.5% DUE 05-01-2026 SEDOL: BY9C190	5.5000 33,000.000	302.50	0.00	0.00	0.00	302.50	Receivable this period
PVTPL CCO HLDGS LLC/CCO HLDGS CAP CORP 4.25% DUE 02-01-2031 SEDOL: BN2R7D1	4.2500 395,000.000	6,994.79	0.00	0.00	0.00	6,994.79	Receivable this period
PVTPL CCO HLDGS LLC/CCO HLDGS CAP CORP 4.5% DUE 08-15-2030 SEDOL: BKZHNH3	4.5000 200,000.000	3,400.00	0.00	0.00	0.00	3,400.00	Receivable this period
PVTPL CCO HLDGS LLC/CCO HLDGS CAP CORP 5.375% 06-01-2029 SEDOL: BK8KJX7	5.3750 20,000.000	89.58	0.00	0.00	0.00	89.58	Receivable this period
PVTPL CIVITAS RES INC 8.625% 11-01-2030 SEDOL: BQGG520	8.6250 35,000.000	620.52	0.00	0.00	0.00	620.52	Receivable this period
PVTPL COMMScope INC SR NT 4.75% 09-01-2029 SEDOL: BLDBLL4	4.7500 270,000.000	4,275.00	0.00	0.00	0.00	4,275.00	Receivable this period
PVTPL COMMScope TECHNOLOGIES LLC 144A BNDS 5.0% DUE 03-15-2027 SEDOL: BF08257	5.0000 80,000.000	1,177.78	0.00	0.00	0.00	1,177.78	Receivable this period
PVTPL CONTINENTAL RES INC 5.75% DUE 01-15-2031/11-25-2020 BEO SEDOL: BN4D2D2	5.7500 460,000.000	12,196.39	0.00	0.00	0.00	12,196.39	Receivable this period
PVTPL CONTINENTAL RESOURCES INC 2.875% DUE 04-01-2032 BEO SEDOL: BM92GG8	2.8750 250,000.000	1,796.88	0.00	0.00	0.00	1,796.88	Receivable this period

Portfolio Statement

1 DEC 23 - 31 DEC 23

Account number XXXXXXXXXX
Account Name UFCW TRI-STATE PEN-LOOMIS

◆ Income & Expense Detail - Base Currency

Page 193 of 270

Description Asset ID/Dates	Rate Shares/PAR	Gross Amount	Tax Recoverable	Tax Withheld	Tax Credit	Net Amount	Transaction Type
<i>Income</i>							
Fixed Income							
Corporate Bonds							
PVTPL CSC HLDGS LLC 4.625% 12-01-2030 SEDOL: BM9M1M9	4.6250 800,000.000	3,083.33	0.00	0.00	0.00	3,083.33	Receivable this period
PVTPL CSC HOLDINGS LLC SR GTD NT 4.5%11-15-2031 SEDOL: BMY0HH5	4.5000 200,000.000	1,150.00	0.00	0.00	0.00	1,150.00	Receivable this period
PVTPL DIRECTV HOLDINGS/FING 5.87% DUE 08-15-2027 BEO SEDOL: BN765Z1	5.8750 50,000.000	1,109.72	0.00	0.00	0.00	1,109.72	Receivable this period
PVTPL DISH DBS CORP SR SECD NT 5.25% 12-01-2026 SEDOL: BNRLVY5	5.2500 320,000.000	1,400.00	0.00	0.00	0.00	1,400.00	Receivable this period
PVTPL ENLINK MIDSTREAM LLC 6.5% 09-01-2030 SEDOL: BPCNQX6	6.5000 10,000.000	216.67	0.00	0.00	0.00	216.67	Receivable this period
PVTPL ENTEGRIS ESCROW CORP SR SECD NT 144A 4.75% DUE 04-15-2029/04-14-2022 BEO SEDOL: BPVCP60	4.7500 200,000.000	2,005.56	0.00	0.00	0.00	2,005.56	Receivable this period
PVTPL EQT CORP SR NT 3.625% 05-15-2031 SEDOL: BMY681	3.6250 105,000.000	486.35	0.00	0.00	0.00	486.35	Receivable this period
PVTPL GARTNER INC 3.625% DUE 06-15-2029 BEO SEDOL: BNSPMJ0	3.6250 60,000.000	96.67	0.00	0.00	0.00	96.67	Receivable this period
PVTPL GLOBAL ATLANTIC FIN CO GTD SR NT 144A 4.4% DUE 10-15-2029/10-07-2019 BEO SEDOL: BKYC2J4	4.4000 110,000.000	1,021.78	0.00	0.00	0.00	1,021.78	Receivable this period
PVTPL GO DADDY OPER CO LLC/GD FIN CO INC3.5% DUE 03-01-2029 BEO SEDOL: BL6LVP5	3.5000 150,000.000	1,750.00	0.00	0.00	0.00	1,750.00	Receivable this period
PVTPL HESS MIDSTREAM OPERATIONS LP 5.625% DUE 02-15-2026 SEDOL: BG0RZL8	5.6250 45,000.000	956.25	0.00	0.00	0.00	956.25	Receivable this period

Portfolio Statement

1 DEC 23 - 31 DEC 23

Account number XXXXXXXXXX
Account Name UFCW TRI-STATE PEN-LOOMIS

◆ Income & Expense Detail - Base Currency

Page 194 of 270

Description Asset ID/Dates	Rate Shares/PAR	Gross Amount	Tax Recoverable	Tax Withheld	Tax Credit	Net Amount	Transaction Type
<i>Income</i>							
Fixed Income							
Corporate Bonds							
PVTPL HILTON DOMESTIC OPER CO INC 3.625%DUE 02-15-2032/02-02-2021 BEO SEDOL: BKPJT48	3.6250 30,000.000	410.83	0.00	0.00	0.00	410.83	Receivable this period
PVTPL HILTON DOMESTIC OPER CO INC 4.0% DUE 05-01-2031 BEO SEDOL: BNDLGZ7	4.0000 135,000.000	900.00	0.00	0.00	0.00	900.00	Receivable this period
PVTPL HILTON GRAND VACATIONS BORROWER ESC 4.875% 07-01-2031 SEDOL: BNKCJL0	4.8750 25,000.000	609.38	0.00	0.00	0.00	609.38	Receivable this period
PVTPL HILTON GRAND VACATIONS BORROWER ESCROW L SR NT 5.0% 06-01-2029 SEDOL: BMXKCL5	5.0000 75,000.000	312.50	0.00	0.00	0.00	312.50	Receivable this period
PVTPL HOLOGIC INC 3.25% DUE 02-15-2029/09-28-2020 BEO SEDOL: BL6L5L9	3.2500 220,000.000	2,701.11	0.00	0.00	0.00	2,701.11	Receivable this period
PVTPL HOME PT CAP INC 5.0% DUE 02-01-2026 BEO SEDOL: BMXYFL8	5.0000 50,000.000	1,041.67	0.00	0.00	0.00	1,041.67	Receivable this period
PVTPL IHEARTCOMMUNICATIONS INC SR SECD NT 5.25% 08-15-2027 SEDOL: BJQ1ZZ9	5.2500 270,000.000	5,355.00	0.00	0.00	0.00	5,355.00	Receivable this period
PVTPL IHEARTCOMMUNICATIONS INC 4.75% DUE01-15-2028/11-22-2019 BEO SEDOL: BKM81Q4	4.7500 60,000.000	1,314.17	0.00	0.00	0.00	1,314.17	Receivable this period
PVTPL IRON MTN INC NEW 5.0% DUE 07-15-2028 SEDOL: BL57WD9	5.0000 100,000.000	2,305.56	0.00	0.00	0.00	2,305.56	Receivable this period
PVTPL IRON MTN INC NEW 5.25% DUE 07-15-2030 SEDOL: BL57W73	5.2500 100,000.000	2,420.83	0.00	0.00	0.00	2,420.83	Receivable this period
PVTPL LAMB WESTON HLDGS INC SR NT 144A 4.875% DUE 05-15-2028 BEO SEDOL: BLB4P57	4.8750 50,000.000	311.46	0.00	0.00	0.00	311.46	Receivable this period

Portfolio Statement

1 DEC 23 - 31 DEC 23

Account Name UFCW TRI-STATE PEN-LOOMIS
Account number [REDACTED]

◆ Income & Expense Detail - Base Currency

Page 195 of 270

Description Asset ID/Dates	Rate Shares/PAR	Gross Amount	Tax Recoverable	Tax Withheld	Tax Credit	Net Amount	Transaction Type
<i>Income</i>							
Fixed Income							
Corporate Bonds							
PVTPL LEVEL 3 FING INC 4.625% DUE 09-15-2027/09-25-2019 BEO SEDOL: BKB0R30	4.6250 30,000.000	408.54	0.00	0.00	0.00	408.54	Receivable this period
PVTPL LIGHT & WONDER INC 7.5% 09-01-2031 SEDOL: BPLVRB6	7.5000 25,000.000	666.67	0.00	0.00	0.00	666.67	Receivable this period
PVTPL LITHIA MTRS INC 4.375% DUE 01-15-2031 SEDOL: BMD3QG7	4.3750 45,000.000	907.81	0.00	0.00	0.00	907.81	Receivable this period
PVTPL MARRIOTT OWNERSHIP RESORTS INC 4.5% DUE 06-15-2029 SEDOL: BMBMCS0	4.5000 60,000.000	120.00	0.00	0.00	0.00	120.00	Receivable this period
PVTPL MATADOR RES CO 6.875% 04-15-2028 SEDOL: BP5WN62	6.8750 20,000.000	290.28	0.00	0.00	0.00	290.28	Receivable this period
PVTPL MOLINA HEALTHCARE INC 3.875% DUE 11-15-2030 BEO SEDOL: BMYKTN5	3.8750 15,000.000	74.27	0.00	0.00	0.00	74.27	Receivable this period
PVTPL MSCI INC 3.25% DUE 08-15-2033 BEO SEDOL: BMWT6K0	3.2500 70,000.000	859.44	0.00	0.00	0.00	859.44	Receivable this period
PVTPL NATIONSTAR MTG HLDGS INC 5.75 11-15-2031 SEDOL: BL0P584	5.7500 105,000.000	771.46	0.00	0.00	0.00	771.46	Receivable this period
PVTPL NCL CORP LTD 8.125% 01-15-2029 CUSIP: 62886HBN0	8.1250 85,000.000	1,400.43	0.00	0.00	0.00	1,400.43	Receivable this period
PVTPL NCL FIN LTD NCL FINANCE 6.125% DUE03-15-2028 BEO SEDOL: BNQPS27	6.1250 35,000.000	631.22	0.00	0.00	0.00	631.22	Receivable this period
PVTPL NETFLIX INC FIXED 5.375% 11-15-2029 BEO SEDOL: BK0RZV6	5.3750 25,000.000	59.72	0.00	0.00	0.00	59.72	Receivable this period

Portfolio Statement

1 DEC 23 - 31 DEC 23

Account Name UFCW TRI-STATE PEN-LOOMIS
Account number [REDACTED]

◆ Income & Expense Detail - Base Currency

Page 196 of 270

Description Asset ID/Dates	Rate Shares/PAR	Gross Amount	Tax Recoverable	Tax Withheld	Tax Credit	Net Amount	Transaction Type
<i>Income</i>							
Fixed Income							
Corporate Bonds							
PVTPL NETFLIX INC 4.875% DUE 06-15-2030/10-25-2019 BEO SEDOL: BKM1GZ7	4.8750 310,000.000	671.67	0.00	0.00	0.00	671.67	Receivable this period
PVTPL NOVELIS CORP 4.75% DUE 01-30-2030 BEO SEDOL: BKLPS1	4.7500 40,000.000	796.94	0.00	0.00	0.00	796.94	Receivable this period
PVTPL OUTFRONT MEDIA CAPITAL LLC 7.375% 02-15-2031 SEDOL: BLDCV7	7.3750 25,000.000	209.98	0.00	0.00	0.00	209.98	Receivable this period
PVTPL POST HLDGS INC 4.5% DUE 09-15-2031 BEO SEDOL: BMZ9QV8	4.5000 70,000.000	927.50	0.00	0.00	0.00	927.50	Receivable this period
PVTPL QUICKEN LNS LLC/QUICKEN LNS CO-ISSUER IN 3.625% 03-01-2029 SEDOL: BN7NDB4	3.6250 10,000.000	120.83	0.00	0.00	0.00	120.83	Receivable this period
PVTPL RAND PARENT LLC 8.5% DUE 02-15-2030 SEDOL: BMZMHT2	8.5000 170,000.000	5,458.89	0.00	0.00	0.00	5,458.89	Receivable this period
PVTPL ROCKET MTG LLC/ROCKET MTG CO-ISSUER INC 2.875%DUE 10-15-2026 BEO SEDOL: BP815Z9	2.8750 215,000.000	1,304.93	0.00	0.00	0.00	1,304.93	Receivable this period
PVTPL ROCKET MTG LLC/ROCKET MTG 4.0% 10-15-2033 SEDOL: BP6QRV6	4.0000 105,000.000	886.67	0.00	0.00	0.00	886.67	Receivable this period
PVTPL ROYAL CARIBBEAN CRUISES LTD 5.5% DUE 04-01-2028 BEO CUSIP: 780153BG6	5.5000 220,000.000	3,025.00	0.00	0.00	0.00	3,025.00	Receivable this period
PVTPL SCIENTIFIC GAMES INTL INC 7.25% DUE 11-15-2029 SEDOL: BJLPYT3	7.2500 10,000.000	92.64	0.00	0.00	0.00	92.64	Receivable this period
PVTPL SIRIUS INTL GROUP LTD SR NT 144A 4.6% DUE 11-01-2026/11-01-2016 BEO CUSIP: 82968FAA2	4.6000 145,000.000	1,111.67	0.00	0.00	0.00	1,111.67	Receivable this period

Portfolio Statement

1 DEC 23 - 31 DEC 23

Account number XXXXXXXXXX
Account Name UFCW TRI-STATE PEN-LOOMIS

◆ Income & Expense Detail - Base Currency

Page 197 of 270

Description Asset ID/Dates	Rate Shares/PAR	Gross Amount	Tax Recoverable	Tax Withheld	Tax Credit	Net Amount	Transaction Type
<i>Income</i>							
Fixed Income							
Corporate Bonds							
PVTPL SIRIUS XM HOLDINGS INC 5.0% DUE 08-01-2027 SEDOL: BDZVVB6	5.0000 90,000.000	1,875.00	0.00	0.00	0.00	1,875.00	Receivable this period
PVTPL SIRIUS XM RADIO INC 5.5% DUE 07-01-2029 SEDOL: BJYHK54	5.5000 10,000.000	275.00	0.00	0.00	0.00	275.00	Receivable this period
PVTPL SMITHFIELD FOODS INC 3.0% DUE 10-15-2030 BEO SEDOL: BM8PR43	3.0000 25,000.000	158.33	0.00	0.00	0.00	158.33	Receivable this period
PVTPL SS&C TECHNOLOGIES INC 144A 5.5% 03-28-2019 SEDOL: BJQ1YJ6	5.5000 35,000.000	486.60	0.00	0.00	0.00	486.60	Receivable this period
PVTPL STAR PARENT INC 9.0% 10-01-2030 SEDOL: BMCMQL0	9.0000 125,000.000	2,906.25	0.00	0.00	0.00	2,906.25	Receivable this period
PVTPL TARGA RES PARTNERS LP 4.875% 08-30-2021 SEDOL: BP6T4Q9	4.8750 15,000.000	304.69	0.00	0.00	0.00	304.69	Receivable this period
PVTPL TRINET GROUP INC 3.5% DUE 03-01-2029/02-26-2021 BEO SEDOL: BMDKPP0	3.5000 55,000.000	641.67	0.00	0.00	0.00	641.67	Receivable this period
PVTPL VENTURE GLOBAL CALCASIEU PASS LLC 3.875% DUE 11-01-2033 BEO SEDOL: BP9SCV4	3.8750 145,000.000	936.46	0.00	0.00	0.00	936.46	Receivable this period
PVTPL VENTURE GLOBAL CALCASIEU PASS LLC 6.25% 01-15-2030 SEDOL: BQD0257	6.2500 20,000.000	576.39	0.00	0.00	0.00	576.39	Receivable this period
PVTPL VERALTO CORP SR NT 5.45% 09-18-2033 SEDOL: BN4JN93	5.4500 130,000.000	2,027.10	0.00	0.00	0.00	2,027.10	Receivable this period
PVTPL VICI PTYS L P/VICI NT CO INC 3.875% DUE 02-15-2029 BEO SEDOL: BMH6ZF4	3.8750 170,000.000	2,488.61	0.00	0.00	0.00	2,488.61	Receivable this period

Portfolio Statement

1 DEC 23 - 31 DEC 23

Account Name UFCW TRI-STATE PEN-LOOMIS
Account number [REDACTED]

◆ Income & Expense Detail - Base Currency

Page 198 of 270

Description Asset ID/Dates	Rate Shares/PAR	Gross Amount	Tax Recoverable	Tax Withheld	Tax Credit	Net Amount	Transaction Type
Income							
Fixed Income							
Corporate Bonds							
PVTPL VIPER ENERGY PARTNERS LP 7.375% 11-01-2031 SEDOL: BR2PG58	7.3750 35,000.000	516.25	0.00	0.00	0.00	516.25	Receivable this period
PVTPLDISH DBS CORP SR SECD NT 5.75% 12-01-2028 SEDOL: BNRLZ34	5.7500 115,000.000	551.04	0.00	0.00	0.00	551.04	Receivable this period
QUICKEN LNS LLC/QUICKEN LNS CO-ISSU 3.625% 03-01-2021 SEDOL: BMH3K83	3.6250 345,000.000	4,168.75	0.00	0.00	0.00	4,168.75	Receivable this period
QUICKEN LNS 3.875% DUE 03-01-2031 SEDOL: BN7RYH9	3.8750 470,000.000	6,070.83	0.00	0.00	0.00	6,070.83	Receivable this period
ROYAL CARIBBEAN CRUISES LTD SR NT 144A 4.25% 07-01-2026 CUSIP: 780153BH4	4.2500 5,000.000	106.25	0.00	0.00	0.00	106.25	Receivable this period
SBA COMMUNICATIONS 3.125% DUE 02-01-2029 SEDOL: BPVBYZ9	3.1250 150,000.000	1,953.13	0.00	0.00	0.00	1,953.13	Receivable this period
SCIENTIFIC GAMES 7% DUE 05-15-2028 SEDOL: BL0KTF4	7.0000 225,000.000	2,012.50	0.00	0.00	0.00	2,012.50	Receivable this period
SEAGATE HDD CAYMAN 4.091% DUE 06-01-2029 CUSIP: 81180WBC4	4.0910 10,000.000	34.09	0.00	0.00	0.00	34.09	Receivable this period
SEAGATE HDD CAYMAN 9.625% 12-01-2032 CUSIP: 81180WBM2	9.6250 7,650.000	61.36	0.00	0.00	0.00	61.36	Receivable this period
SENSATA 3.75% DUE 02-15-2031 SEDOL: BMD7L86	3.7500 15,000.000	212.50	0.00	0.00	0.00	212.50	Receivable this period
SOUTHERN CO GAS CAP CORP 5.75% 09-15-2033 SEDOL: BKPJSM9	5.7500 30,000.000	512.71	0.00	0.00	0.00	512.71	Receivable this period

Portfolio Statement

1 DEC 23 - 31 DEC 23

Account number XXXXXXXXXX
Account Name UFCW TRI-STATE PEN-LOOMIS

◆ Income & Expense Detail - Base Currency

Page 199 of 270

Description Asset ID/Dates	Rate Shares/PAR	Gross Amount	Tax Recoverable	Tax Withheld	Tax Credit	Net Amount	Transaction Type
<i>Income</i>							
Fixed Income							
Corporate Bonds							
SOUTHERN CO 5.7% 03-15-2034 SEDOL: BM9VYX8	5.7000 60,000.000	1,073.50	0.00	0.00	0.00	1,073.50	Receivable this period
SOUTHWESTERN ENERGY CO 4.75% 02-01-2032 SEDOL: BMH4406	4.7500 20,000.000	395.83	0.00	0.00	0.00	395.83	Receivable this period
SPRINGLEAF FIN 5.375% DUE 11-15-2029 SEDOL: BKTMDH8	5.3750 45,000.000	309.06	0.00	0.00	0.00	309.06	Receivable this period
SPRINGLEAF FIN 6.875% DUE 03-15-2025 SEDOL: BF28TP4	6.8750 5,000.000	101.22	0.00	0.00	0.00	101.22	Receivable this period
SPRINGLEAF FIN 7.125% DUE 03-15-2026 CUSIP: 85172FAN9	7.1250 55,000.000	1,153.85	0.00	0.00	0.00	1,153.85	Receivable this period
SPRINGLEAF FINANCE CORPORATION 6.625% 01-15-2028 SEDOL: BK62TX5	6.6250 35,000.000	1,069.20	0.00	0.00	0.00	1,069.20	Receivable this period
SPRINT CAP CORP 8.75% DUE 03-15-2032 SEDOL: BG49327	8.7500 160,000.000	4,122.22	0.00	0.00	0.00	4,122.22	Receivable this period
STEWART FIXED 3.6% DUE 11-15-2031 SEDOL: BN6SD10	3.6000 165,000.000	759.00	0.00	0.00	0.00	759.00	Receivable this period
SUMMIT MATLS LLC / 7.25% DUE 01-15-2031 SEDOL: BQQ85G0	7.2500 135,000.000	462.19	0.00	0.00	0.00	462.19	Receivable this period
T-MOBILE USA INC 2.7% 03-15-2032 SEDOL: BMWDS40	2.7000 40,000.000	318.00	0.00	0.00	0.00	318.00	Receivable this period
T-MOBILE USA INC 3.875% 04-15-2030 CUSIP: 87264ABF1	3.8750 490,000.000	4,008.47	0.00	0.00	0.00	4,008.47	Receivable this period

Portfolio Statement

1 DEC 23 - 31 DEC 23

Account Name UFCW TRI-STATE PEN-LOOMIS
Account number [REDACTED]

Page 200 of 270

◆ Income & Expense Detail - Base Currency

Description Asset ID/Dates	Rate Shares/PAR	Gross Amount	Tax Recoverable	Tax Withheld	Tax Credit	Net Amount	Transaction Type
<i>Income</i>							
Fixed Income							
Corporate Bonds							
T-MOBILE USA INC 5.75% 01-15-2034 SEDOL: BN4JN15	5.7500 55,000.000	939.97	0.00	0.00	0.00	939.97	Receivable this period
TAPESTRY INC FIXED 3.05% DUE 03-15-2032 SEDOL: BMXLNB5	3.0500 35,000.000	314.32	0.00	0.00	0.00	314.32	Receivable this period
TARGA RES CORP 6.125% 03-15-2033 SEDOL: BQ3PVF5	6.1250 60,000.000	1,082.08	0.00	0.00	0.00	1,082.08	Receivable this period
TARGA RES PARTNERS LP/TARGA RES FIN 4.0%DUE 01-15-2032 BEO SEDOL: BPLF5V4	4.0000 65,000.000	1,198.89	0.00	0.00	0.00	1,198.89	Receivable this period
TIME WARNER CABLE 4.5% DUE 09-15-2042 SEDOL: B8N2417	4.5000 170,000.000	2,252.50	0.00	0.00	0.00	2,252.50	Receivable this period
TIME WARNER CABLE 5.5% DUE 09-01-2041 SEDOL: B441BS1	5.5000 455,000.000	8,341.67	0.00	0.00	0.00	8,341.67	Receivable this period
TOPBUILD CORP SR NT 144A 4.125% 02-15-2032 SEDOL: BP4YZQ3	4.1250 60,000.000	935.00	0.00	0.00	0.00	935.00	Receivable this period
TRAVEL + LEISURE CO SR SECD NT 144A 4.5%12-01-2029 SEDOL: BMV9VB7	4.5000 160,000.000	600.00	0.00	0.00	0.00	600.00	Receivable this period
UBER TECHNOLOGIES INC SR NT 144A 4.5% 08-15-2029 SEDOL: BNSNM61	4.5000 925,000.000	15,725.00	0.00	0.00	0.00	15,725.00	Receivable this period
UBER TECHNOLOGIES 7.5% DUE 09-15-2027 SEDOL: BKPQNG9	7.5000 75,000.000	1,656.25	0.00	0.00	0.00	1,656.25	Receivable this period
US AWYS 2013-1 3.95 DUE 05-15-2027 SEDOL: B94MBG7	3.9500 140,300.870	708.13	0.00	0.00	0.00	708.13	Receivable this period

Portfolio Statement

1 DEC 23 - 31 DEC 23

Account Name UFCW TRI-STATE PEN-LOOMIS
Account number [REDACTED]

◆ Income & Expense Detail - Base Currency

Page 201 of 270

Description Asset ID/Dates	Rate Shares/PAR	Gross Amount	Tax Recoverable	Tax Withheld	Tax Credit	Net Amount	Transaction Type
<i>Income</i>							
Fixed Income							
Corporate Bonds							
UTD AIRLS INC 3.7% DUE 09-01-2031 SEDOL: BMHCY77	3.7000 30,381.970	374.71	0.00	0.00	0.00	374.71	Receivable this period
VENTURE GLOBAL 4.125% DUE 08-15-2031 SEDOL: BMY9R27	4.1250 90,000.000	1,402.50	0.00	0.00	0.00	1,402.50	Receivable this period
VICI PROPERTIES INC 5.125% 05-15-2032 SEDOL: BP5JTL0	5.1250 10,000.000	65.49	0.00	0.00	0.00	65.49	Receivable this period
VMWARE INC FIXED 2.2% 08-15-2031 SEDOL: BM8BNR6	2.2000 95,000.000	789.56	0.00	0.00	0.00	789.56	Receivable this period
VOC ESCROW LTD 5% DUE 02-15-2028 SEDOL: BFYV7L3	5.0000 85,000.000	1,605.56	0.00	0.00	0.00	1,605.56	Receivable this period
WARNERMEDIA HLDGS INC SR NT 4.279% 03-15-2032 CUSIP: 55903VBC6	4.2790 190,000.000	2,393.86	0.00	0.00	0.00	2,393.86	Receivable this period
WESTERN DIG CORP 4.75% DUE 02-15-2026 CUSIP: 958102AM7	4.7500 105,000.000	1,884.17	0.00	0.00	0.00	1,884.17	Receivable this period
WESTERN DIGITAL CORP 2.85% DUE 02-01-2029 BEO SEDOL: BLDBDX0	2.8500 75,000.000	890.63	0.00	0.00	0.00	890.63	Receivable this period
WESTERN MIDSTREAM OPER LP 4.05% DUE 02-01-2030/01-13-2020 REG SEDOL: BKRMR85	4.0500 35,000.000	590.63	0.00	0.00	0.00	590.63	Receivable this period
WESTERN MIDSTREAM OPER LP 6.35% 01-15-2029 SEDOL: BRJN893	6.3500 55,000.000	892.53	0.00	0.00	0.00	892.53	Receivable this period
WESTERN MIDSTREAM OPERATING LP 6.15% 04-01-2033 SEDOL: BRCCQR1	6.1500 15,000.000	230.63	0.00	0.00	0.00	230.63	Receivable this period

Portfolio Statement

1 DEC 23 - 31 DEC 23

Account Name UFCW TRI-STATE PEN-LOOMIS
Account number [REDACTED]

◆ Income & Expense Detail - Base Currency

Page 202 of 270

Description Asset ID/Dates	Rate Shares/PAR	Gross Amount	Tax Recoverable	Tax Withheld	Tax Credit	Net Amount	Transaction Type
<i>Income</i>							
Fixed Income							
Corporate Bonds							
WESTN GAS PARTNERS 5.3% 03-01-2048 CUSIP: 958254AJ3	5.3000 55,000.000	971.67	0.00	0.00	0.00	971.67	Receivable this period
WESTN GAS PARTNERS 5.45% DUE 04-01-2044 SEDOL: BKR265	5.4500 10,000.000	136.25	0.00	0.00	0.00	136.25	Receivable this period
WESTN MIDSTREAM STEP CPN 5.75% DUE 02-01-2050 SEDOL: BKRMRB8	5.2500 5,000.000	109.38	0.00	0.00	0.00	109.38	Receivable this period
WYNDHAM DESTINATIONS INC 6.0% DUE 04-01-2027/03-21-2017 REG SEDOL: BF083Z4	6.0000 10,000.000	150.00	0.00	0.00	0.00	150.00	Receivable this period
WYNDHAM 4.625% DUE 03-01-2030 SEDOL: BJVS9Q4	4.6250 80,000.000	1,233.33	0.00	0.00	0.00	1,233.33	Receivable this period
WYNDHAM 6.625% DUE 07-31-2026 SEDOL: BMWZQD1	6.6250 15,000.000	416.82	0.00	0.00	0.00	416.82	Receivable this period
YUM BRANDS INC 3.625% 03-15-2031 SEDOL: BN7K371	3.6250 145,000.000	1,547.67	0.00	0.00	0.00	1,547.67	Receivable this period
YUM BRANDS INC 4.75% 144A DUE 01-15-2030 SEDOL: BJDSXL5	4.7500 130,000.000	2,847.36	0.00	0.00	0.00	2,847.36	Receivable this period
#REORG/SEAGATE HDD EXCHANGE SEAGATE HDD 0004C1QAWV 12-13-2023 CUSIP: 81180WBG5 Ex date: 01 DEC 23 / Pay date: 01 DEC 23	9.6250 7,650.000	368.16	0.00	0.00	0.00	368.16	Received this period
AIR LEASE CORP FXD-RATE RESET NON CUM PERP 4.65% 12-31-2049 SEDOL: BMZ9QP2 Ex date: 15 DEC 23 / Pay date: 15 DEC 23	4.6500 150,000.000	1,743.75	0.00	0.00	0.00	1,743.75	Received this period
AIR LEASE CORP 3.125% DUE 11-20-2030 BEO SEDOL: BMH30W7 Ex date: 01 DEC 23 / Pay date: 01 DEC 23	3.1250 65,000.000	1,015.63	0.00	0.00	0.00	1,015.63	Received this period

Portfolio Statement

1 DEC 23 - 31 DEC 23

Account Name UFCW TRI-STATE PEN-LOOMIS
Account number [REDACTED]

Page 203 of 270

◆ Income & Expense Detail - Base Currency

Description Asset ID/Dates	Rate Shares/PAR	Gross Amount	Tax Recoverable	Tax Withheld	Tax Credit	Net Amount	Transaction Type
<i>Income</i>							
Fixed Income							
Corporate Bonds							
ALLEGY 5.875% DUE 12-01-2027 SEDOL: BJDRSJ5 Ex date: 01 DEC 23 / Pay date: 01 DEC 23	5.8750 80,000.000	2,350.00	0.00	0.00	0.00	2,350.00	Received this period
AUTONATION INC FIXED 4.75% DUE 06-01-2030 SEDOL: BMG4PG0 Ex date: 01 DEC 23 / Pay date: 01 DEC 23	4.7500 20,000.000	475.00	0.00	0.00	0.00	475.00	Received this period
AVNET INC 5.5% DUE 06-01-2032 SEDOL: BPSJJ84 Ex date: 01 DEC 23 / Pay date: 01 DEC 23	5.5000 155,000.000	4,262.50	0.00	0.00	0.00	4,262.50	Received this period
BLOCK INC SR NT 3.5% 06-01-2031 SEDOL: BLD7383 Ex date: 01 DEC 23 / Pay date: 01 DEC 23	3.5000 55,000.000	962.50	0.00	0.00	0.00	962.50	Received this period
CDW LLC/CDW FIN CORP 3.276% 12-01-2028 SEDOL: BPLVD63 Ex date: 01 DEC 23 / Pay date: 01 DEC 23	3.2760 5,000.000	81.90	0.00	0.00	0.00	81.90	Received this period
CDW LLC/CDW FIN FIXED 3.569% DUE 12-01-2031 SEDOL: BPLVD52 Ex date: 01 DEC 23 / Pay date: 01 DEC 23	3.5690 300,000.000	5,353.50	0.00	0.00	0.00	5,353.50	Received this period
CENTENE CORP DEL FIXED 4.625% 12-15-2029 SEDOL: BMVQRX2 Ex date: 15 DEC 23 / Pay date: 15 DEC 23	4.6250 55,000.000	1,271.88	0.00	0.00	0.00	1,271.88	Received this period
CSC HLDGS LLC 4.125% DUE 12-01-2030 SEDOL: BM9LYP0 Ex date: 01 DEC 23 / Pay date: 01 DEC 23	4.1250 200,000.000	4,125.00	0.00	0.00	0.00	4,125.00	Received this period
DDR CORP FIXED 4.7% DUE 06-01-2027 SEDOL: BYZ8KH3 Ex date: 01 DEC 23 / Pay date: 01 DEC 23	4.7000 325,000.000	7,637.50	0.00	0.00	0.00	7,637.50	Received this period
DILLARDS INC 7% DUE 12-01-2028 SEDOL: B2PLNS0 Ex date: 01 DEC 23 / Pay date: 01 DEC 23	7.0000 250,000.000	8,750.00	0.00	0.00	0.00	8,750.00	Received this period
DISH DBS CORP 5.125% DUE 06-01-2029 SEDOL: BMDHSQ3 Ex date: 01 DEC 23 / Pay date: 01 DEC 23	5.1250 295,000.000	7,559.38	0.00	0.00	0.00	7,559.38	Received this period

Portfolio Statement

1 DEC 23 - 31 DEC 23

Account number XXXXXXXXXX
Account Name UFCW TRI-STATE PEN-LOOMIS

◆ Income & Expense Detail - Base Currency

Page 204 of 270

Description Asset ID/Dates	Rate Shares/PAR	Gross Amount	Tax Recoverable	Tax Withheld	Tax Credit	Net Amount	Transaction Type
<i>Income</i>							
Fixed Income							
Corporate Bonds							
ENLINK MIDSTREAM 5.45% DUE 06-01-2047 SEDOL: BDVJS80 Ex date: 01 DEC 23 / Pay date: 01 DEC 23	5.4500 80,000.000	2,180.00	0.00	0.00	0.00	2,180.00	Received this period
HCA INC 4.125% 06-15-2029 SEDOL: BKKDGV1 Ex date: 15 DEC 23 / Pay date: 15 DEC 23	4.1250 320,000.000	6,600.00	0.00	0.00	0.00	6,600.00	Received this period
HCA INC 5.5% DUE 06-01-2033 SEDOL: BQPF7W2 Ex date: 01 DEC 23 / Pay date: 01 DEC 23	5.5000 85,000.000	2,688.13	0.00	0.00	0.00	2,688.13	Received this period
HUB INTL LTD 7.25% DUE 06-15-2030 SEDOL: BQKRCV1 Ex date: 15 DEC 23 / Pay date: 15 DEC 23	7.2500 90,000.000	3,171.88	0.00	0.00	0.00	3,171.88	Received this period
JBS USA/FOOD/FINANCE 3.75% 12-01-2031 SEDOL: BLGYSD1 Ex date: 01 DEC 23 / Pay date: 01 DEC 23	3.7500 65,000.000	1,219.65	0.00	0.00	0.00	1,219.65	Received this period
LAMAR MEDIA CORP 4.0% 02-15-2030 SEDOL: BNG4385 Ex date: 15 DEC 23 / Pay date: 15 DEC 23	4.0000 90,000.000	1,800.00	0.00	0.00	0.00	1,800.00	Received this period
LITHIA MTRS INC SR NT 144A 3.875% 06-01-2029 SEDOL: BM9BQR6 Ex date: 01 DEC 23 / Pay date: 01 DEC 23	3.8750 155,000.000	3,003.13	0.00	0.00	0.00	3,003.13	Received this period
MARRIOTT INTL INC NEW 4.625% DUE 06-15-2030 REG SEDOL: BMXNHJ7 Ex date: 15 DEC 23 / Pay date: 15 DEC 23	4.6250 80,000.000	1,850.00	0.00	0.00	0.00	1,850.00	Received this period
MOLINA HEALTHCARE 4.375% DUE 06-15-2028 SEDOL: BMXTM34 Ex date: 15 DEC 23 / Pay date: 15 DEC 23	4.3750 35,000.000	765.63	0.00	0.00	0.00	765.63	Received this period
MOTOROLA SOLUTIONS INC SR NT 5.6% 06-01-2032 SEDOL: BK93946 Ex date: 01 DEC 23 / Pay date: 01 DEC 23	5.6000 10,000.000	280.00	0.00	0.00	0.00	280.00	Received this period
NAVIENT CORP 6.75% 06-15-2026 CUSIP: 63938CAJ7 Ex date: 15 DEC 23 / Pay date: 15 DEC 23	6.7500 10,000.000	337.50	0.00	0.00	0.00	337.50	Received this period

Portfolio Statement

1 DEC 23 - 31 DEC 23

Account Name UFCW TRI-STATE PEN-LOOMIS
Account number [REDACTED]

Page 205 of 270

◆ Income & Expense Detail - Base Currency

Description Asset ID/Dates	Rate Shares/PAR	Gross Amount	Tax Recoverable	Tax Withheld	Tax Credit	Net Amount	Transaction Type
<i>Income</i>							
Fixed Income							
Corporate Bonds							
NRG ENERGY INC 4.45% DUE 06-15-2029 SEDOL: BJJP149 Ex date: 15 DEC 23 / Pay date: 15 DEC 23	4.4500 120,000.000	2,670.00	0.00	0.00	0.00	2,670.00	Received this period
OWL ROCK CAP CORP 2.875% 06-11-2028 SEDOL: BKP8VG1 Ex date: 11 DEC 23 / Pay date: 11 DEC 23	2.8750 185,000.000	2,659.38	0.00	0.00	0.00	2,659.38	Received this period
PACIFIC GAS & ELEC CO 3.25% DUE 06-01-2031 REG SEDOL: BN93077 Ex date: 01 DEC 23 / Pay date: 01 DEC 23	3.2500 70,000.000	1,137.50	0.00	0.00	0.00	1,137.50	Received this period
PVTPL BAUSCH HEALTH COS INC 4.875% DUE 06-01-2028 BEO CUSIP: 071734AN7 Ex date: 01 DEC 23 / Pay date: 01 DEC 23	4.8750 340,000.000	8,287.50	0.00	0.00	0.00	8,287.50	Received this period
PVTPL CCO HLDGS LLC/CCO HLDGS CAP CORP 5.375% 06-01-2029 SEDOL: BK8KJX7 Ex date: 01 DEC 23 / Pay date: 01 DEC 23	5.3750 20,000.000	537.50	0.00	0.00	0.00	537.50	Received this period
PVTPL CSC HLDGS LLC 4.625% 12-01-2030 SEDOL: BM9M1M9 Ex date: 01 DEC 23 / Pay date: 01 DEC 23	4.6250 800,000.000	18,500.00	0.00	0.00	0.00	18,500.00	Received this period
PVTPL DISH DBS CORP SR SECD NT 5.25% 12-01-2026 SEDOL: BNRLV5 Ex date: 01 DEC 23 / Pay date: 01 DEC 23	5.2500 320,000.000	8,400.00	0.00	0.00	0.00	8,400.00	Received this period
PVTPL GARTNER INC 3.625% DUE 06-15-2029 BEO SEDOL: BNSPMJ0 Ex date: 15 DEC 23 / Pay date: 15 DEC 23	3.6250 60,000.000	1,087.50	0.00	0.00	0.00	1,087.50	Received this period
PVTPL HILTON GRAND VACATIONS BORROWER ESCROW L SR NT 5.0% 06-01-2029 SEDOL: BMXKCL5 Ex date: 01 DEC 23 / Pay date: 01 DEC 23	5.0000 75,000.000	1,875.00	0.00	0.00	0.00	1,875.00	Received this period
PVTPL MARRIOTT OWNERSHIP RESORTS INC 4.5% DUE 06-15-2029 SEDOL: BMBMCS0 Ex date: 15 DEC 23 / Pay date: 15 DEC 23	4.5000 60,000.000	1,350.00	0.00	0.00	0.00	1,350.00	Received this period
PVTPL NETFLIX INC FIXED 5.375% 11-15-2029 BEO SEDOL: BK0RZV6 Ex date: 15 DEC 23 / Pay date: 15 DEC 23	5.3750 25,000.000	671.88	0.00	0.00	0.00	671.88	Received this period

Portfolio Statement

1 DEC 23 - 31 DEC 23

Account Name UFCW TRI-STATE PEN-LOOMIS
Account number [REDACTED]

◆ Income & Expense Detail - Base Currency

Page 206 of 270

Description Asset ID/Dates	Rate Shares/PAR	Gross Amount	Tax Recoverable	Tax Withheld	Tax Credit	Net Amount	Transaction Type
Income							
Fixed Income							
Corporate Bonds							
PVTPL NETFLIX INC 4.875% DUE 06-15-2030/10-25-2019 BEO SEDOL: BKM1GZ7 Ex date: 15 DEC 23 / Pay date: 15 DEC 23	4.8750 310,000.000	7,556.25	0.00	0.00	0.00	7,556.25	Received this period
PVTPL VICI PPTYS /NT 4.25% DUE 12-01-2026 SEDOL: BK6X369 Ex date: 01 DEC 23 / Pay date: 01 DEC 23	4.2500 75,000.000	1,593.75	0.00	0.00	0.00	1,593.75	Received this period
PVTPLDISH DBS CORP SR SECD NT 5.75% 12-01-2028 SEDOL: BNRLZ34 Ex date: 01 DEC 23 / Pay date: 01 DEC 23	5.7500 115,000.000	3,306.25	0.00	0.00	0.00	3,306.25	Received this period
SEAGATE HDD CAYMAN 4.091% DUE 06-01-2029 CUSIP: 81180WBC4 Ex date: 01 DEC 23 / Pay date: 01 DEC 23	4.0910 10,000.000	204.55	0.00	0.00	0.00	204.55	Received this period
TRAVEL + LEISURE CO SR SECD NT 144A 4.5%12-01-2029 SEDOL: BMV9VB7 Ex date: 01 DEC 23 / Pay date: 01 DEC 23	4.5000 160,000.000	3,600.00	0.00	0.00	0.00	3,600.00	Received this period
CHENIERE ENERGY FIXED 4% DUE 03-01-2031 SEDOL: BM8JV21 Trade date: 05 DEC 23 / Settlement date: 07 DEC 23	4.0000 10,000.000	-106.67	0.00	0.00	0.00	- 106.67	Income purchased this period
AVIATION CAP GROUP 1.95% DUE 01-30-2026 SEDOL: BMHYFQ9 Trade date: 05 DEC 23 / Settlement date: 07 DEC 23	1.9500 -30,000.000	206.38	0.00	0.00	0.00	206.38	Income sold this period
BARINGS BDC INC FIXED 3.3% DUE 11-23-2026 SEDOL: BPBS728 Trade date: 19 DEC 23 / Settlement date: 21 DEC 23	3.3000 -5,000.000	12.83	0.00	0.00	0.00	12.83	Income sold this period
CITIGROUP INC 4.125% DUE 07-25-2028 SEDOL: BYYKP97 Trade date: 05 DEC 23 / Settlement date: 07 DEC 23	4.1250 -60,000.000	907.50	0.00	0.00	0.00	907.50	Income sold this period
DDR CORP FIXED 4.7% DUE 06-01-2027 SEDOL: BYZ8KH3 Trade date: 05 DEC 23 / Settlement date: 07 DEC 23	4.7000 -325,000.000	254.58	0.00	0.00	0.00	254.58	Income sold this period
GENERAL MTRS CO 5.4% 04-01-2048 SEDOL: BD93Q91 Trade date: 28 DEC 23 / Settlement date: 02 JAN 24	5.4000 -5,000.000	68.25	0.00	0.00	0.00	68.25	Income sold this period

Portfolio Statement

1 DEC 23 - 31 DEC 23

Account Name UFCW TRI-STATE PEN-LOOMIS Account number [REDACTED]

◆ Income & Expense Detail - Base Currency

Page 207 of 270

Description Asset ID/Dates	Rate Shares/PAR	Gross Amount	Tax Recoverable	Tax Withheld	Tax Credit	Net Amount	Transaction Type
<i>Income</i>							
Fixed Income							
Corporate Bonds							
GENERAL MTRS CO 5.95% DUE 04-01-2049	5.9500	287.58	0.00	0.00	0.00	287.58	Income sold this period
	-20,000.000						
SEDOL: BGLRQ81 Trade date: 26 DEC 23 / Settlement date: 28 DEC 23							
GENERAL MTRS CO 5.95% DUE 04-01-2049	5.9500	145.45	0.00	0.00	0.00	145.45	Income sold this period
	-10,000.000						
SEDOL: BGLRQ81 Trade date: 27 DEC 23 / Settlement date: 29 DEC 23							
GENERAL MTRS CO 5.95% DUE 04-01-2049	5.9500	71.89	0.00	0.00	0.00	71.89	Income sold this period
	-5,000.000						
SEDOL: BGLRQ81 Trade date: 26 DEC 23 / Settlement date: 28 DEC 23							
HERCULES CAP INC SR NT 3.375% 01-20-2027	3.3750	379.69	0.00	0.00	0.00	379.69	Income sold this period
	-30,000.000						
SEDOL: BNK9030 Trade date: 01 DEC 23 / Settlement date: 05 DEC 23							
HERCULES CAP INC SR NT 3.375% 01-20-2027	3.3750	69.38	0.00	0.00	0.00	69.38	Income sold this period
	-5,000.000						
SEDOL: BNK9030 Trade date: 14 DEC 23 / Settlement date: 18 DEC 23							
HERCULES CAP INC SR NT 3.375% 01-20-2027	3.3750	71.25	0.00	0.00	0.00	71.25	Income sold this period
	-5,000.000						
SEDOL: BNK9030 Trade date: 20 DEC 23 / Settlement date: 22 DEC 23							
PACIFIC GAS & ELEC CO 5.45% DUE 06-15-2027/06-08-2022 BEO	5.4500	520.78	0.00	0.00	0.00	520.78	Income sold this period
	-20,000.000						
SEDOL: BMQ7GS8 Trade date: 05 DEC 23 / Settlement date: 07 DEC 23							
PVTPL VICI PPTYS /NT 4.25% DUE 12-01-2026	4.2500	53.13	0.00	0.00	0.00	53.13	Income sold this period
	-75,000.000						
SEDOL: BK6X369 Trade date: 05 DEC 23 / Settlement date: 07 DEC 23							
SANTANDER HLDGS USA INC 3.244% DUE 10-05-2026 REG	3.2440	1,229.12	0.00	0.00	0.00	1,229.12	Income sold this period
	-220,000.000						
SEDOL: BKT1T39 Trade date: 05 DEC 23 / Settlement date: 07 DEC 23							
Zambia - USD							
PVTPL FIRST QUANTUM MINERALS LTD SR NT 144A 6.875% 10-15-2027	6.8750	1,756.94	0.00	0.00	0.00	1,756.94	Receivable last period
	200,000.000						
SEDOL: BMZRC58							
PVTPL FIRST QUANTUM MINERALS LTD SR NT 144A 6.875% 10-15-2027	6.8750	2,902.78	0.00	0.00	0.00	2,902.78	Receivable this period
	200,000.000						
SEDOL: BMZRC58							

Portfolio Statement

1 DEC 23 - 31 DEC 23

Account Name UFCW TRI-STATE PEN-LOOMIS Account number

◆ Income & Expense Detail - Base Currency

Page 208 of 270

Description Asset ID/Dates	Rate Shares/PAR	Gross Amount	Tax Recoverable	Tax Withheld	Tax Credit	Net Amount	Transaction Type
<i>Income</i>							
Fixed Income							
Corporate Bonds							
Total Corporate Bonds							
		482,056.13	0.00	0.00	0.00	482,056.13	Receivable last period
		480,611.55	0.00	0.00	0.00	480,611.55	Receivable this period
		139,328.82	0.00	0.00	0.00	139,328.82	Received this period
		0.00	0.00	0.00	0.00	0.00	Income received from prior
		0.00	0.00	0.00	0.00	0.00	Broker commissions recaptured
		0.00	0.00	0.00	0.00	0.00	Tax recoverable last period
		0.00	0.00	0.00	0.00	0.00	Tax recoverable this period
		0.00	0.00	0.00	0.00	0.00	Tax reclaims received
		-106.67	0.00	0.00	0.00	- 106.67	Income purchased this period
		8,066.29	0.00	0.00	0.00	8,066.29	Income sold this period
		0.00	0.00	0.00	0.00	0.00	Tax recoverable received this period
		0.00	0.00	0.00	0.00	0.00	Tax recoverable delivered this period
		0.00	0.00	0.00	0.00	0.00	Accrued income received this period
		0.00	0.00	0.00	0.00	0.00	Accrued income delivered this period
		145,843.86	0.00	0.00	0.00	145,843.86	Earned income
Corporate Convertible Bonds							
China - USD							
CFLD CAYMAN INVEST 144A 2.5% 31/01/2031	2.5000	1,927.03	0.00	0.00	0.00	1,927.03	Receivable last period
SEDOL: 2AYPWDU	92,190.000						
SUNAC CHINA HLDGS 144A PAY 1.0% 30/09/2032	1.0000	6.63	0.00	0.00	0.00	6.63	Receivable last period
SEDOL: BMVMNW1	21,682.000						
CFLD CAYMAN INVEST 144A 2.5% 31/01/2031	2.5000	2,119.09	0.00	0.00	0.00	2,119.09	Receivable this period
SEDOL: 2AYPWDU	92,190.000						
United States - USD							
#REORG/WOLFSPEED EXCHANGE WOLFSPEED 0003R2XBQ7 12-05-2023	1.8750	421.88	0.00	0.00	0.00	421.88	Receivable last period
SEDOL: BP5J6C0	45,000.000						
BIOMARIN PHARMACEUTICAL INC SR SUB NT CONV 1.25% DUE 05-15-2027 REG	1.2500	288.89	0.00	0.00	0.00	288.89	Receivable last period
SEDOL: BLPJXX2	520,000.000						
DISH NETWORK CORP NT CONV 2.375% 03-15-2024 BEO	2.3750	1,278.54	0.00	0.00	0.00	1,278.54	Receivable last period
SEDOL: BFMNDT1	255,000.000						

Portfolio Statement

1 DEC 23 - 31 DEC 23

Account Name UFCW TRI-STATE PEN-LOOMIS
Account number [REDACTED]

◆ Income & Expense Detail - Base Currency

Page 209 of 270

Description Asset ID/Dates	Rate Shares/PAR	Gross Amount	Tax Recoverable	Tax Withheld	Tax Credit	Net Amount	Transaction Type
<i>Income</i>							
Fixed Income							
Corporate Convertible Bonds							
DISH NETWORK CORP NT CONV 3.375% 08-15-2026 REG SEDOL: BF953F6	3.3750 700,000.000	6,956.25	0.00	0.00	0.00	6,956.25	Receivable last period
ENVISTA HOLDINGS CORPORATION 1.75% 08-15-2028 SEDOL: BQHNPB9	1.7500 135,000.000	728.44	0.00	0.00	0.00	728.44	Receivable last period
ETSY INC SR NT CONV .125% DUE 09-01-2027REG SEDOL: BMTTP60	.1250 35,000.000	10.94	0.00	0.00	0.00	10.94	Receivable last period
ETSY INC SR NT CONV .25% 06-15-2028 SEDOL: BP0WSV7	.2500 55,000.000	63.40	0.00	0.00	0.00	63.40	Receivable last period
LIVONGO HEALTH INC SR NT CONV .875% DUE 06-01-2025 REG SEDOL: 2520670	.8750 125,000.000	546.88	0.00	0.00	0.00	546.88	Receivable last period
NCL CORP LTD GTD SR NT EXCHANGEABLE 1.125% 02-15-2027 CUSIP: 62886HBD2	1.1250 105,000.000	347.81	0.00	0.00	0.00	347.81	Receivable last period
NORTHERN OIL & GAS INC (NEV) 0.0% 04-15-2029 SEDOL: BLC89C3	3.6250 50,000.000	231.60	0.00	0.00	0.00	231.60	Receivable last period
PVTPL PENN NATL GAMING INC SR NT CONV 2.75% DUE 05-15-2026 REG SEDOL: BMDWWT9	2.7500 30,000.000	36.67	0.00	0.00	0.00	36.67	Receivable last period
PVTPL PPL CAPITAL FUNDING INC 2.875% 03-15-2028 SEDOL: BNGF3B1	2.8750 140,000.000	849.72	0.00	0.00	0.00	849.72	Receivable last period
PVTPL THE BEAUTY HEALTH CO 1.25% 10-01-2026 SEDOL: BNYDHC6	1.2500 65,000.000	135.42	0.00	0.00	0.00	135.42	Receivable last period
PVTPL THE BEAUTY HEALTH CO 1.25% 10-01-2026 SEDOL: BNYDHC6	1.2500 -5,000.000	-0.52	0.00	0.00	0.00	- 0.52	Receivable last period

Portfolio Statement

1 DEC 23 - 31 DEC 23

Account number XXXXXXXXXX
Account Name UFCW TRI-STATE PEN-LOOMIS

◆ Income & Expense Detail - Base Currency

Page 210 of 270

Description Asset ID/Dates	Rate Shares/PAR	Gross Amount	Tax Recoverable	Tax Withheld	Tax Credit	Net Amount	Transaction Type
<i>Income</i>							
Fixed Income							
Corporate Convertible Bonds							
PVTPL THE BEAUTY HEALTH CO 1.25% 10-01-2026 SEDOL: BNYDHC6	1.2500 -5,000.000	-0.52	0.00	0.00	0.00	- 0.52	Receivable last period
PVTPL THE BEAUTY HEALTH CO 1.25% 10-01-2026 SEDOL: BNYDHC6	1.2500 -5,000.000	0.01	0.00	0.00	0.00	0.01	Receivable last period
SOUTHWEST AIRLS CO 1.25% DUE 05-01-2025 SEDOL: BKP33Y8	1.2500 270,000.000	281.25	0.00	0.00	0.00	281.25	Receivable last period
TELADOC HEALTH INC 1.25% DUE 06-01-2027 SEDOL: BN0WZG7	1.2500 445,000.000	2,781.25	0.00	0.00	0.00	2,781.25	Receivable last period
WOLFSPEED INC SR NT CONV .25% 02-15-2028 SEDOL: BN4BB62	.2500 15,000.000	11.04	0.00	0.00	0.00	11.04	Receivable last period
ZILLOW GROUP INC 1.375% DUE 09-01-2026 REG SEDOL: BM8TGQ0	1.3750 25,000.000	85.94	0.00	0.00	0.00	85.94	Receivable last period
BIOMARIN PHARMACEUTICAL INC SR SUB NT CONV 1.25% DUE 05-15-2027 REG SEDOL: BLPJXX2	1.2500 520,000.000	830.56	0.00	0.00	0.00	830.56	Receivable this period
DISH NETWORK CORP NT CONV 2.375% 03-15-2024 BEO SEDOL: BFMNDT1	2.3750 255,000.000	1,783.23	0.00	0.00	0.00	1,783.23	Receivable this period
DISH NETWORK CORP NT CONV 3.375% 08-15-2026 REG SEDOL: BF953F6	3.3750 700,000.000	8,925.00	0.00	0.00	0.00	8,925.00	Receivable this period
ENVISTA HOLDINGS CORPORATION 1.75% 08-15-2028 SEDOL: BQHNPB9	1.7500 135,000.000	925.31	0.00	0.00	0.00	925.31	Receivable this period
ETSY INC SR NT CONV .125% DUE 09-01-2027REG SEDOL: BMTTP60	.1250 35,000.000	14.58	0.00	0.00	0.00	14.58	Receivable this period

Portfolio Statement

1 DEC 23 - 31 DEC 23

Account Name UFCW TRI-STATE PEN-LOOMIS
Account number [REDACTED]

◆ Income & Expense Detail - Base Currency

Page 211 of 270

Description Asset ID/Dates	Rate Shares/PAR	Gross Amount	Tax Recoverable	Tax Withheld	Tax Credit	Net Amount	Transaction Type
<i>Income</i>							
Fixed Income							
Corporate Convertible Bonds							
ETSY INC SR NT CONV .25% 06-15-2028 SEDOL: BP0WSV7	.2500 55,000.000	6.11	0.00	0.00	0.00	6.11	Receivable this period
LIVONGO HEALTH INC SR NT CONV .875% DUE 06-01-2025 REG SEDOL: 2520670	.8750 125,000.000	91.15	0.00	0.00	0.00	91.15	Receivable this period
NCL CORP LTD GTD SR NT EXCHANGEABLE 1.125% 02-15-2027 CUSIP: 62886HBD2	1.1250 105,000.000	446.25	0.00	0.00	0.00	446.25	Receivable this period
NORTHERN OIL & GAS INC (NEV) 0.0% 04-15-2029 SEDOL: BLC89C3	3.6250 50,000.000	382.64	0.00	0.00	0.00	382.64	Receivable this period
PVTPL PENN NATL GAMING INC SR NT CONV 2.75% DUE 05-15-2026 REG SEDOL: BMDWWT9	2.7500 30,000.000	105.42	0.00	0.00	0.00	105.42	Receivable this period
PVTPL PPL CAPITAL FUNDING INC 2.875% 03-15-2028 SEDOL: BNGF3B1	2.8750 140,000.000	1,185.14	0.00	0.00	0.00	1,185.14	Receivable this period
SOUTHWEST AIRLS CO 1.25% DUE 05-01-2025 SEDOL: BKP33Y8	1.2500 270,000.000	562.50	0.00	0.00	0.00	562.50	Receivable this period
TELADOC HEALTH INC 1.25% DUE 06-01-2027 SEDOL: BN0WZG7	1.2500 445,000.000	463.54	0.00	0.00	0.00	463.54	Receivable this period
WOLFSPEED INC CONV 1.875% 12-01-2029 SEDOL: BS54RG7	1.8750 45,000.000	70.31	0.00	0.00	0.00	70.31	Receivable this period
WOLFSPEED INC SR NT CONV .25% 02-15-2028 SEDOL: BN4BB62	.2500 15,000.000	14.17	0.00	0.00	0.00	14.17	Receivable this period
ZILLOW GROUP INC 1.375% DUE 09-01-2026 REG SEDOL: BM8TGQ0	1.3750 25,000.000	114.58	0.00	0.00	0.00	114.58	Receivable this period

Portfolio Statement

1 DEC 23 - 31 DEC 23

Account Name UFCW TRI-STATE PEN-LOOMIS
Account number [REDACTED]

◆ Income & Expense Detail - Base Currency

Page 212 of 270

Description Asset ID/Dates	Rate Shares/PAR	Gross Amount	Tax Recoverable	Tax Withheld	Tax Credit	Net Amount	Transaction Type
<i>Income</i>							
Fixed Income							
Corporate Convertible Bonds							
#REORG/WOLFSPEED EXCHANGE WOLFSPEED 0003R2XBQ7 12-05-2023 SEDOL: BP5J6C0 Ex date: 01 DEC 23 / Pay date: 01 DEC 23	1.8750 45,000.000	421.88	0.00	0.00	0.00	421.88	Received this period
ETSY INC SR NT CONV .25% 06-15-2028 SEDOL: BP0WSV7 Ex date: 15 DEC 23 / Pay date: 15 DEC 23	.2500 55,000.000	68.75	0.00	0.00	0.00	68.75	Received this period
LIVONGO HEALTH INC SR NT CONV .875% DUE 06-01-2025 REG SEDOL: 2520670 Ex date: 01 DEC 23 / Pay date: 01 DEC 23	.8750 125,000.000	546.88	0.00	0.00	0.00	546.88	Received this period
TELADOC HEALTH INC 1.25% DUE 06-01-2027 SEDOL: BN0WZG7 Ex date: 01 DEC 23 / Pay date: 01 DEC 23	1.2500 445,000.000	2,781.25	0.00	0.00	0.00	2,781.25	Received this period
PVTPL THE BEAUTY HEALTH CO 1.25% 10-01-2026 SEDOL: BNYDHC6 Trade date: 12 DEC 23 / Settlement date: 14 DEC 23	1.2500 -45,000.000	114.07	0.00	0.00	0.00	114.07	Income sold this period
PVTPL THE BEAUTY HEALTH CO 1.25% 10-01-2026 SEDOL: BNYDHC6 Trade date: 08 DEC 23 / Settlement date: 12 DEC 23	1.2500 -5,000.000	12.33	0.00	0.00	0.00	12.33	Income sold this period
PVTPL THE BEAUTY HEALTH CO 1.25% 10-01-2026 SEDOL: BNYDHC6 Trade date: 08 DEC 23 / Settlement date: 12 DEC 23	1.2500 -5,000.000	12.32	0.00	0.00	0.00	12.32	Income sold this period
PVTPL THE BEAUTY HEALTH CO 1.25% 10-01-2026 SEDOL: BNYDHC6 Trade date: 07 DEC 23 / Settlement date: 11 DEC 23	1.2500 -5,000.000	12.15	0.00	0.00	0.00	12.15	Income sold this period
PVTPL THE BEAUTY HEALTH CO 1.25% 10-01-2026 SEDOL: BNYDHC6 Trade date: 01 DEC 23 / Settlement date: 05 DEC 23	1.2500 -5,000.000	11.11	0.00	0.00	0.00	11.11	Income sold this period

Portfolio Statement

1 DEC 23 - 31 DEC 23

Account Name UFCW TRI-STATE PEN-LOOMIS Account number

◆ Income & Expense Detail - Base Currency

Page 213 of 270

Description Asset ID/Dates	Rate Shares/PAR	Gross Amount	Tax Recoverable	Tax Withheld	Tax Credit	Net Amount	Transaction Type
<i>Income</i>							
Fixed Income							
Corporate Convertible Bonds							
Total Corporate Convertible Bonds							
		16,988.55	0.00	0.00	0.00	16,988.55	Receivable last period
		18,039.58	0.00	0.00	0.00	18,039.58	Receivable this period
		3,818.76	0.00	0.00	0.00	3,818.76	Received this period
		0.00	0.00	0.00	0.00	0.00	Income received from prior
		0.00	0.00	0.00	0.00	0.00	Broker commissions recaptured
		0.00	0.00	0.00	0.00	0.00	Tax recoverable last period
		0.00	0.00	0.00	0.00	0.00	Tax recoverable this period
		0.00	0.00	0.00	0.00	0.00	Tax reclaims received
		0.00	0.00	0.00	0.00	0.00	Income purchased this period
		161.98	0.00	0.00	0.00	161.98	Income sold this period
		0.00	0.00	0.00	0.00	0.00	Tax recoverable received this period
		0.00	0.00	0.00	0.00	0.00	Tax recoverable delivered this period
		0.00	0.00	0.00	0.00	0.00	Accrued income received this period
		0.00	0.00	0.00	0.00	0.00	Accrued income delivered this period
		5,031.77	0.00	0.00	0.00	5,031.77	Earned income
Government Mortgage Backed Securities							
United States - USD							
PVTPL FREDDIE MAC MULTICLASS SR 22-DNA3 CL M1A FLTG RT 04-25-2042 REG SEDOL: BP69XG2	7.3374 23,309.560	18.98	0.00	0.00	0.00	18.98	Receivable last period
PVTPL FREDDIE MAC MULTICLASS SR 22-DNA3 CL M1A FLTG RT 04-25-2042 REG SEDOL: BP69XG2	7.3374 22,821.370	27.91	0.00	0.00	0.00	27.91	Receivable this period
PVTPL FREDDIE MAC MULTICLASS SR 22-DNA3 CL M1A FLTG RT 04-25-2042 REG SEDOL: BP69XG2 Ex date: 25 DEC 23 / Pay date: 25 DEC 23	7.3374 23,309.560	137.60	0.00	0.00	0.00	137.60	Received this period
Total Government Mortgage Backed Securities							
		18.98	0.00	0.00	0.00	18.98	Receivable last period
		27.91	0.00	0.00	0.00	27.91	Receivable this period
		137.60	0.00	0.00	0.00	137.60	Received this period
		0.00	0.00	0.00	0.00	0.00	Income received from prior
		0.00	0.00	0.00	0.00	0.00	Broker commissions recaptured
		0.00	0.00	0.00	0.00	0.00	Tax recoverable last period
		0.00	0.00	0.00	0.00	0.00	Tax recoverable this period
		0.00	0.00	0.00	0.00	0.00	Tax reclaims received
		0.00	0.00	0.00	0.00	0.00	Income purchased this period
		0.00	0.00	0.00	0.00	0.00	Income sold this period

Portfolio Statement

1 DEC 23 - 31 DEC 23

Account number XXXXXXXXXX
Account Name UFCW TRI-STATE PEN-LOOMIS

◆ Income & Expense Detail - Base Currency

Page 214 of 270

Description Asset ID/Dates	Rate Shares/PAR	Gross Amount	Tax Recoverable	Tax Withheld	Tax Credit	Net Amount	Transaction Type
<i>Income</i>							
Fixed Income							
Government Mortgage Backed Securities							
		0.00	0.00	0.00	0.00	0.00	Tax recoverable received this period
		0.00	0.00	0.00	0.00	0.00	Tax recoverable delivered this period
		0.00	0.00	0.00	0.00	0.00	Accrued income received this period
		0.00	0.00	0.00	0.00	0.00	Accrued income delivered this period
		146.53	0.00	0.00	0.00	146.53	Earned income
Commercial Mortgage-Backed							
United States - USD							
BANK 2021-BNK35 FLTG RT 2.457% DUE 06-15-2064 SEDOL: BMZ67H2	2.4570 105,000.000	214.99	0.00	0.00	0.00	214.99	Receivable last period
BPR TR 2021-NRD FLTG RT 7.486% DUE 12-15-2038 CUSIP: 05592CAG1	7.4860 25,000.000	82.74	0.00	0.00	0.00	82.74	Receivable last period
BPR TR 2021-NRD FLTG RT 7.786% DUE 12-15-2038 CUSIP: 05592CAJ5	7.7860 30,000.000	103.29	0.00	0.00	0.00	103.29	Receivable last period
BPR TR 2021-NRD FLTG RT 9.085% DUE 12-15-2038 CUSIP: 05592CAL0	9.0850 20,000.000	80.41	0.00	0.00	0.00	80.41	Receivable last period
CAFL 2021-RTL1 2.239% DUE 03-28-2029 CUSIP: 12468RAA8	2.2390 125,000.000	23.32	0.00	0.00	0.00	23.32	Receivable last period
CMO COMM 2012-LC4 MTG TR CTF CL B DUE 12-10-2044 REG SEDOL: B7XH385	4.9340 19,597.930	80.58	0.00	0.00	0.00	80.58	Receivable last period
CMO GS MTG SECS TR 2011-GC5 MTG PASS THRU CTF CL D 144A DUE 08-10-2044 BEO SEDOL: B7WFWL6	5.2983 60,000.000	264.92	0.00	0.00	0.00	264.92	Receivable last period
CMO GS MTG SECS TR 2014-GC18 COML MTG PASS THRU CTF CL B 4.885 DUE 01-10-2047 SEDOL: BK5GTS3	4.8850 75,000.000	305.31	0.00	0.00	0.00	305.31	Receivable last period
CMO J P MORGAN CHASE COML MTG SECS TR 2013-L CL C 3.958 DUE 04-15-2046 REG SEDOL: BMG6QZ2	3.9582 45,000.000	148.43	0.00	0.00	0.00	148.43	Receivable last period

Portfolio Statement

1 DEC 23 - 31 DEC 23

Account Name UFCW TRI-STATE PEN-LOOMIS
Account number [REDACTED]

◆ Income & Expense Detail - Base Currency

Page 215 of 270

Description Asset ID/Dates	Rate Shares/PAR	Gross Amount	Tax Recoverable	Tax Withheld	Tax Credit	Net Amount	Transaction Type
<i>Income</i>							
Fixed Income							
Commercial Mortgage-Backed							
CMO WF-RBS COMMERCIAL MORTGAGE TRUST 2012-C10 B 3.744% 12-15-2045 CUSIP: 92890NAX7	3.7440 21,571.030	67.30	0.00	0.00	0.00	67.30	Receivable last period
CMO WFRBS COML MTG TR 2014-C20 MTG PASS THRU CTF CL B 4.378% DUE 05-15-2047 REG CUSIP: 92890FAY2	4.3780 15,000.000	54.73	0.00	0.00	0.00	54.73	Receivable last period
COMM 2012-CCRE3 3.416% DUE 10-15-2045 SEDOL: BD0D6H8	3.4160 1,595.550	4.54	0.00	0.00	0.00	4.54	Receivable last period
COREVEST AMERN FIN VAR RT 4.58601% DUE 05-15-2052 CUSIP: 21872VAE2	4.5860 100,000.000	395.74	0.00	0.00	0.00	395.74	Receivable last period
COREVEST AMERN FIN 3.247% DUE 04-15-2053 CUSIP: 21873LAL7	3.2470 100,000.000	270.58	0.00	0.00	0.00	270.58	Receivable last period
HOME PARTNERS AMER 2.852% DUE 12-17-2026 CUSIP: 43732VAG1	2.8520 120,295.340	285.90	0.00	0.00	0.00	285.90	Receivable last period
HOME PARTNERS AMER 2.952% DUE 12-17-2026 CUSIP: 43732VAJ5	2.9520 96,236.260	236.74	0.00	0.00	0.00	236.74	Receivable last period
JPMBB COML MTG 4.7124 DUE 08-15-2046 CUSIP: 46640LAK8	4.1505 205,000.000	732.66	0.00	0.00	0.00	732.66	Receivable last period
MORGAN STANLEY BK FLTG RT 7.43166% DUE 10-15-2046 CUSIP: 61762XAZ0	7.4317 20,000.000	80.72	0.00	0.00	0.00	80.72	Receivable last period
PVTPL CMO GS MTG SECS CORP TR 2013-PEMB COML MTG CTF CL C 144A VAR RT 03-05-2033 CUSIP: 36197VAE8	3.6678 105,000.000	320.93	0.00	0.00	0.00	320.93	Receivable last period
PVTPL CVS LEASE BACKED PASS THRU SER 2014 TR PASSTHRU CTF 4.163 08-11-2036 SEDOL: BP81YJ6	4.1630 147,586.350	358.40	0.00	0.00	0.00	358.40	Receivable last period

Portfolio Statement

1 DEC 23 - 31 DEC 23

Account Name UFCW TRI-STATE PEN-LOOMIS
Account number [REDACTED]

◆ Income & Expense Detail - Base Currency

Page 216 of 270

Description Asset ID/Dates	Rate Shares/PAR	Gross Amount	Tax Recoverable	Tax Withheld	Tax Credit	Net Amount	Transaction Type
<i>Income</i>							
Fixed Income							
Commercial Mortgage-Backed							
TRICON RESDNTL 2.894% DUE 07-17-2038 CUSIP: 89614YAF3	2.8940 100,000.000	241.17	0.00	0.00	0.00	241.17	Receivable last period
WELLS FARGO COML MTG TR 2016-C36 MTG PASSTHRU CTF CL B 3.671% 11-15-2059 CUSIP: 95000MBU4	3.6710 75,000.000	229.44	0.00	0.00	0.00	229.44	Receivable last period
WFRBS COML MTG TR FLTG RT 4.204% DUE 11-15-2047 CUSIP: 92939KBR8	4.2040 20,000.000	70.07	0.00	0.00	0.00	70.07	Receivable last period
WFRBS COML MTG TR 2013-C15 MTG PASS THRUCTF CL B 4.20401% 08-15-2046 CUSIP: 92938CAH0	4.2040 40,000.000	144.81	0.00	0.00	0.00	144.81	Receivable last period
WFRBS COML MTG TR 4.48574 DUE 08-15-2046 SEDOL: BCZRWT2	4.2040 40,000.000	144.81	0.00	0.00	0.00	144.81	Receivable last period
BANK 2021-BNK35 FLTG RT 2.457% DUE 06-15-2064 SEDOL: BMZ67H2	2.4570 105,000.000	214.99	0.00	0.00	0.00	214.99	Receivable this period
BPR TR 2021-NRD FLTG RT 7.486% DUE 12-15-2038 CUSIP: 05592CAG1	7.4860 25,000.000	88.38	0.00	0.00	0.00	88.38	Receivable this period
BPR TR 2021-NRD FLTG RT 7.786% DUE 12-15-2038 CUSIP: 05592CAJ5	7.7860 30,000.000	110.30	0.00	0.00	0.00	110.30	Receivable this period
BPR TR 2021-NRD FLTG RT 9.085% DUE 12-15-2038 CUSIP: 05592CAL0	9.0850 20,000.000	85.80	0.00	0.00	0.00	85.80	Receivable this period
CAFL 2021-RTL1 2.239% DUE 03-28-2029 CUSIP: 12468RAA8	2.2390 125,000.000	23.32	0.00	0.00	0.00	23.32	Receivable this period
CMO COMM 2012-LC4 MTG TR CTF CL B DUE 12-10-2044 REG SEDOL: B7XH385	4.9340 19,342.960	79.53	0.00	0.00	0.00	79.53	Receivable this period

Portfolio Statement

1 DEC 23 - 31 DEC 23

Account Name UFCW TRI-STATE PEN-LOOMIS
Account number [REDACTED]

◆ Income & Expense Detail - Base Currency

Page 217 of 270

Description Asset ID/Dates	Rate Shares/PAR	Gross Amount	Tax Recoverable	Tax Withheld	Tax Credit	Net Amount	Transaction Type
<i>Income</i>							
Fixed Income							
Commercial Mortgage-Backed							
CMO GS MTG SECS TR 2011-GC5 MTG PASS THRU CTF CL D 144A DUE 08-10-2044 BEO SEDOL: B7WFWL6	5.2983 60,000.000	257.66	0.00	0.00	0.00	257.66	Receivable this period
CMO GS MTG SECS TR 2014-GC18 COML MTG PASS THRU CTF CL B 4.885 DUE 01-10-2047 SEDOL: BK5GTS3	4.8850 75,000.000	305.31	0.00	0.00	0.00	305.31	Receivable this period
CMO J P MORGAN CHASE COML MTG SECS TR 2013-L CL C 3.958 DUE 04-15-2046 REG SEDOL: BMG6QZ2	3.9582 45,000.000	148.43	0.00	0.00	0.00	148.43	Receivable this period
CMO WF-RBS COMMERCIAL MORTGAGE TRUST 2012-C10 B 3.744% 12-15-2045 CUSIP: 92890NAX7	3.7440 18,622.810	58.10	0.00	0.00	0.00	58.10	Receivable this period
CMO WFRBS COML MTG TR 2014-C20 MTG PASS THRU CTF CL B 4.378% DUE 05-15-2047 REG CUSIP: 92890FAY2	4.3780 15,000.000	54.73	0.00	0.00	0.00	54.73	Receivable this period
COMM 2012-CCRE3 3.416% DUE 10-15-2045 SEDOL: BD0D6H8	3.4160 1,595.550	4.54	0.00	0.00	0.00	4.54	Receivable this period
COREVEST AMERN FIN VAR RT 4.58601% DUE 05-15-2052 CUSIP: 21872VAE2	4.5860 100,000.000	382.17	0.00	0.00	0.00	382.17	Receivable this period
COREVEST AMERN FIN 3.247% DUE 04-15-2053 CUSIP: 21873LAL7	3.2470 100,000.000	270.58	0.00	0.00	0.00	270.58	Receivable this period
HOME PARTNERS AMER 2.852% DUE 12-17-2026 CUSIP: 43732VAG1	2.8520 120,279.890	285.87	0.00	0.00	0.00	285.87	Receivable this period
HOME PARTNERS AMER 2.952% DUE 12-17-2026 CUSIP: 43732VAJ5	2.9520 96,223.900	236.71	0.00	0.00	0.00	236.71	Receivable this period
JPMBB COML MTG 4.7124 DUE 08-15-2046 CUSIP: 46640LAK8	4.1505 184,317.270	637.50	0.00	0.00	0.00	637.50	Receivable this period

Portfolio Statement

1 DEC 23 - 31 DEC 23

Account number XXXXXXXXXX
Account Name UFCW TRI-STATE PEN-LOOMIS

◆ Income & Expense Detail - Base Currency

Page 218 of 270

Description Asset ID/Dates	Rate Shares/PAR	Gross Amount	Tax Recoverable	Tax Withheld	Tax Credit	Net Amount	Transaction Type
<i>Income</i>							
Fixed Income							
Commercial Mortgage-Backed							
MORGAN STANLEY BK FLTG RT 7.43166% DUE 10-15-2046 CUSIP: 61762XAZ0	7.4317 20,000.000	123.86	0.00	0.00	0.00	123.86	Receivable this period
PVTPL CMO GS MTG SECS CORP TR 2013-PEMB COML MTG CTF CL C 144A VAR RT 03-05-2033 CUSIP: 36197VAE8	3.6678 105,000.000	310.58	0.00	0.00	0.00	310.58	Receivable this period
PVTPL CVS LEASE BACKED PASS THRU SER 2014 TR PASSTHRU CTF 4.163 08-11-2036 SEDOL: BP81YJ6	4.1630 146,853.560	356.62	0.00	0.00	0.00	356.62	Receivable this period
TRICON RESDNTL 2.894% DUE 07-17-2038 CUSIP: 89614YAF3	2.8940 100,000.000	241.17	0.00	0.00	0.00	241.17	Receivable this period
WELLS FARGO COML MTG TR 2016-C36 MTG PASSTHRU CTF CL B 3.671% 11-15-2059 CUSIP: 95000MBU4	3.6710 75,000.000	229.44	0.00	0.00	0.00	229.44	Receivable this period
WFRBS COML MTG TR FLTG RT 4.204% DUE 11-15-2047 CUSIP: 92939KBR8	4.2040 20,000.000	70.07	0.00	0.00	0.00	70.07	Receivable this period
WFRBS COML MTG TR 2013-C15 MTG PASS THRU CTF CL B 4.20401% 08-15-2046 CUSIP: 92938CAH0	4.2040 40,000.000	140.13	0.00	0.00	0.00	140.13	Receivable this period
WFRBS COML MTG TR 4.48574 DUE 08-15-2046 SEDOL: BCZRWT2	4.2040 40,000.000	140.13	0.00	0.00	0.00	140.13	Receivable this period
BANK 2021-BNK35 FLTG RT 2.457% DUE 06-15-2064 SEDOL: BMZ67H2 Ex date: 01 DEC 23 / Pay date: 15 DEC 23	2.4570 105,000.000	214.99	0.00	0.00	0.00	214.99	Received this period
BPR TR 2021-NRD FLTG RT 7.486% DUE 12-15-2038 CUSIP: 05592CAG1 Ex date: 15 DEC 23 / Pay date: 15 DEC 23	7.4860 25,000.000	155.15	0.00	0.00	0.00	155.15	Received this period
BPR TR 2021-NRD FLTG RT 7.786% DUE 12-15-2038 CUSIP: 05592CAJ5 Ex date: 15 DEC 23 / Pay date: 15 DEC 23	7.7860 30,000.000	193.68	0.00	0.00	0.00	193.68	Received this period

Portfolio Statement

1 DEC 23 - 31 DEC 23

Account number XXXXXXXXXX
Account Name UFCW TRI-STATE PEN-LOOMIS

◆ Income & Expense Detail - Base Currency

Page 219 of 270

Description Asset ID/Dates	Rate Shares/PAR	Gross Amount	Tax Recoverable	Tax Withheld	Tax Credit	Net Amount	Transaction Type
<i>Income</i>							
Fixed Income							
Commercial Mortgage-Backed							
BPR TR 2021-NRD FLTG RT 9.085% DUE 12-15-2038 CUSIP: 05592CAL0 Ex date: 15 DEC 23 / Pay date: 15 DEC 23	9.0850 20,000.000	150.77	0.00	0.00	0.00	150.77	Received this period
CAFL 2021-RTL1 2.239% DUE 03-28-2029 CUSIP: 12468RAA8 Ex date: 29 DEC 23 / Pay date: 29 DEC 23	2.2390 125,000.000	233.23	0.00	0.00	0.00	233.23	Received this period
CMO COMM 2012-LC4 MTG TR CTF CL B DUE 12-10-2044 REG SEDOL: B7XH385 Ex date: 01 DEC 23 / Pay date: 12 DEC 23	4.9340 19,597.930	80.58	0.00	0.00	0.00	80.58	Received this period
CMO GS MTG SECS TR 2011-GC5 MTG PASS THRU CTF CL D 144A DUE 08-10-2044 BEO SEDOL: B7WFWL6 Ex date: 01 DEC 23 / Pay date: 12 DEC 23	5.2983 60,000.000	257.66	0.00	0.00	0.00	257.66	Received this period
CMO GS MTG SECS TR 2014-GC18 COML MTG PASS THRU CTF CL B 4.885 DUE 01-10-2047 SEDOL: BK5GTS3 Ex date: 01 DEC 23 / Pay date: 12 DEC 23	4.8850 75,000.000	305.31	0.00	0.00	0.00	305.31	Received this period
CMO J P MORGAN CHASE COML MTG SECS TR 2013-L CL C 3.958 DUE 04-15-2046 REG SEDOL: BMG6QZ2 Ex date: 01 DEC 23 / Pay date: 15 DEC 23	3.9582 45,000.000	148.43	0.00	0.00	0.00	148.43	Received this period
CMO WF-RBS COMMERCIAL MORTGAGE TRUST 2012-C10 B 3.744% 12-15-2045 CUSIP: 92890NAX7 Ex date: 01 DEC 23 / Pay date: 15 DEC 23	3.7440 21,571.030	67.30	0.00	0.00	0.00	67.30	Received this period
CMO WFRBS COML MTG TR 2014-C20 MTG PASS THRU CTF CL B 4.378% DUE 05-15-2047 REG CUSIP: 92890FAY2 Ex date: 01 DEC 23 / Pay date: 15 DEC 23	4.3780 15,000.000	54.73	0.00	0.00	0.00	54.73	Received this period
COMM 2012-CCRE3 3.416% DUE 10-15-2045 SEDOL: BD0D6H8 Ex date: 01 DEC 23 / Pay date: 15 DEC 23	3.4160 1,595.550	4.54	0.00	0.00	0.00	4.54	Received this period
COREVEST AMERN FIN VAR RT 4.58601% DUE 05-15-2052 CUSIP: 21872VAE2 Ex date: 01 DEC 23 / Pay date: 15 DEC 23	4.5860 100,000.000	382.17	0.00	0.00	0.00	382.17	Received this period
COREVEST AMERN FIN 3.247% DUE 04-15-2053 CUSIP: 21873LAL7 Ex date: 01 DEC 23 / Pay date: 15 DEC 23	3.2470 100,000.000	270.58	0.00	0.00	0.00	270.58	Received this period

Portfolio Statement

1 DEC 23 - 31 DEC 23

Account Name UFCW TRI-STATE PEN-LOOMIS
Account number [REDACTED]

◆ Income & Expense Detail - Base Currency

Page 220 of 270

Description Asset ID/Dates	Rate Shares/PAR	Gross Amount	Tax Recoverable	Tax Withheld	Tax Credit	Net Amount	Transaction Type
Income							
Fixed Income							
Commercial Mortgage-Backed							
HOME PARTNERS AMER 2.852% DUE 12-17-2026 CUSIP: 43732VAG1 Ex date: 01 DEC 23 / Pay date: 19 DEC 23	2.8520 120,295.340	285.90	0.00	0.00	0.00	285.90	Received this period
HOME PARTNERS AMER 2.952% DUE 12-17-2026 CUSIP: 43732VAJ5 Ex date: 01 DEC 23 / Pay date: 19 DEC 23	2.9520 96,236.260	236.74	0.00	0.00	0.00	236.74	Received this period
JPMBB COML MTG 4.7124 DUE 08-15-2046 CUSIP: 46640LAK8 Ex date: 01 DEC 23 / Pay date: 15 DEC 23	4.1505 205,000.000	709.04	0.00	0.00	0.00	709.04	Received this period
MORGAN STANLEY BK FLTG RT 7.43166% DUE 10-15-2046 CUSIP: 61762XAZ0 Ex date: 01 DEC 23 / Pay date: 15 DEC 23	7.4317 20,000.000	123.86	0.00	0.00	0.00	123.86	Received this period
PVTPL CMO GS MTG SECS CORP TR 2013-PEMB COML MTG CTF CL C 144A VAR RT 03-05-2033 CUSIP: 36197VAE8 Ex date: 01 DEC 23 / Pay date: 07 DEC 23	3.6678 105,000.000	310.58	0.00	0.00	0.00	310.58	Received this period
PVTPL CVS LEASE BACKED PASS THRU SER 2014 TR PASSTHRU CTF 4.163 08-11-2036 SEDOL: BP81YJ6 Ex date: 10 DEC 23 / Pay date: 10 DEC 23	4.1630 147,586.350	512.00	0.00	0.00	0.00	512.00	Received this period
TRICON RESDNTL 2.894% DUE 07-17-2038 CUSIP: 89614YAF3 Ex date: 01 DEC 23 / Pay date: 19 DEC 23	2.8940 100,000.000	241.17	0.00	0.00	0.00	241.17	Received this period
WELLS FARGO COML MTG TR 2016-C36 MTG PASSTHRU CTF CL B 3.671% 11-15-2059 CUSIP: 95000MBU4 Ex date: 01 DEC 23 / Pay date: 15 DEC 23	3.6710 75,000.000	229.44	0.00	0.00	0.00	229.44	Received this period
WFRBS COML MTG TR FLTG RT 4.204% DUE 11-15-2047 CUSIP: 92939KBR8 Ex date: 01 DEC 23 / Pay date: 15 DEC 23	4.2040 20,000.000	70.07	0.00	0.00	0.00	70.07	Received this period
WFRBS COML MTG TR 2013-C15 MTG PASS THRU CTF CL B 4.20401% 08-15-2046 CUSIP: 92938CAH0 Ex date: 01 DEC 23 / Pay date: 15 DEC 23	4.2040 40,000.000	140.13	0.00	0.00	0.00	140.13	Received this period
WFRBS COML MTG TR 4.48574 DUE 08-15-2046 SEDOL: BCZRWT2 Ex date: 01 DEC 23 / Pay date: 15 DEC 23	4.2040 40,000.000	140.13	0.00	0.00	0.00	140.13	Received this period

Portfolio Statement

1 DEC 23 - 31 DEC 23

Account Name UFCW TRI-STATE PEN-LOOMIS
Account number [REDACTED]

◆ Income & Expense Detail - Base Currency

Page 221 of 270

Description Asset ID/Dates	Rate Shares/PAR	Gross Amount	Tax Recoverable	Tax Withheld	Tax Credit	Net Amount	Transaction Type
<i>Income</i>							
Fixed Income							
Commercial Mortgage-Backed							
Total Commercial Mortgage-Backed							
		4,942.53	0.00	0.00	0.00	4,942.53	Receivable last period
		4,855.92	0.00	0.00	0.00	4,855.92	Receivable this period
		5,518.18	0.00	0.00	0.00	5,518.18	Received this period
		0.00	0.00	0.00	0.00	0.00	Income received from prior
		0.00	0.00	0.00	0.00	0.00	Broker commissions recaptured
		0.00	0.00	0.00	0.00	0.00	Tax recoverable last period
		0.00	0.00	0.00	0.00	0.00	Tax recoverable this period
		0.00	0.00	0.00	0.00	0.00	Tax reclaims received
		0.00	0.00	0.00	0.00	0.00	Income purchased this period
		0.00	0.00	0.00	0.00	0.00	Income sold this period
		0.00	0.00	0.00	0.00	0.00	Tax recoverable received this period
		0.00	0.00	0.00	0.00	0.00	Tax recoverable delivered this period
		0.00	0.00	0.00	0.00	0.00	Accrued income received this period
		0.00	0.00	0.00	0.00	0.00	Accrued income delivered this period
		5,431.57	0.00	0.00	0.00	5,431.57	Earned income
Asset Backed Securities							
United States - USD							
APPLEBEES FDG LLC 7.824% DUE 03-05-2053	7.8240 100,000.000	1,869.07	0.00	0.00	0.00	1,869.07	Receivable last period
CUSIP: 03789XAF5							
EXETER AUTOMOBILE RECEIVABLES TR 2023-2 SER 23-2A CLS D 6.32% 08-15-2029 CUSIP: 30168CAF5	6.3200 40,000.000	112.36	0.00	0.00	0.00	112.36	Receivable last period
EXETER AUTOMOBILE 6.68% DUE 04-16-2029 CUSIP: 301989AF6	6.6800 20,000.000	59.38	0.00	0.00	0.00	59.38	Receivable last period
GLS AUTO RECEIVABLES ISSUER TR AUTO RECEIVABLES-BKD NTS CL 6.31% 03-15-2029 CUSIP: 379928AJ3	6.3100 30,000.000	84.13	0.00	0.00	0.00	84.13	Receivable last period
PRESTIGE AUTO RECEIVABLES TR 2022-1 NT CL D 144A 8.08% 08-15-2028 CUSIP: 74113RAL3	8.0800 45,000.000	161.60	0.00	0.00	0.00	161.60	Receivable last period
PVTPL DB MASTER FIN LLC 2017-1 SR SECD NT CL A-2-II 144A 4.03 DUE 11-20-2047 SEDOL: BFBM5P9	4.0300 65,975.000	81.24	0.00	0.00	0.00	81.24	Receivable last period

Portfolio Statement

1 DEC 23 - 31 DEC 23

Account Name UFCW TRI-STATE PEN-LOOMIS Account number [REDACTED]

◆ Income & Expense Detail - Base Currency

Page 222 of 270

Description Asset ID/Dates	Rate Shares/PAR	Gross Amount	Tax Recoverable	Tax Withheld	Tax Credit	Net Amount	Transaction Type
<i>Income</i>							
Fixed Income							
Asset Backed Securities							
PVTPL KESTREL AIRCRAFT FDG LTD/KESTREL AIRC NT SER 2018 A 4.25 12-15-2038 CUSIP: 49255PAA1	4.2500 140,772.920	265.90	0.00	0.00	0.00	265.90	Receivable last period
PVTPL PLANET FITNESS MASTER ISSUER L 2019-1 SR SECD NT CL A-2 144A 3.858 SEDOL: BL0L838	3.8580 72,187.500	665.30	0.00	0.00	0.00	665.30	Receivable last period
510 ASSET BACKED 2021-NPL1 TR ASSET BACKED NT CL A1 144A 2.2395% 06-25-2061 SEDOL: BMFB818	2.2395 76,437.700	28.53	0.00	0.00	0.00	28.53	Receivable last period
APPLEBEES FDG LLC 7.824% DUE 03-05-2053 CUSIP: 03789XAF5	7.8240 100,000.000	565.07	0.00	0.00	0.00	565.07	Receivable this period
EXETER AUTOMOBILE RECEIVABLES TR 2023-2 SER 23-2A CLS D 6.32% 08-15-2029 CUSIP: 30168CAF5	6.3200 40,000.000	112.36	0.00	0.00	0.00	112.36	Receivable this period
EXETER AUTOMOBILE 6.68% DUE 04-16-2029 CUSIP: 301989AF6	6.6800 20,000.000	59.38	0.00	0.00	0.00	59.38	Receivable this period
GLS AUTO RECEIVABLES ISSUER TR AUTO RECEIVABLES-BKD NTS CL 6.31% 03-15-2029 CUSIP: 379928AJ3	6.3100 30,000.000	84.13	0.00	0.00	0.00	84.13	Receivable this period
PRESTIGE AUTO RECEIVABLES TR 2022-1 NT CL D 144A 8.08% 08-15-2028 CUSIP: 74113RAL3	8.0800 45,000.000	161.60	0.00	0.00	0.00	161.60	Receivable this period
PVTPL DB MASTER FIN LLC 2017-1 SR SECD NT CL A-2-II 144A 4.03 DUE 11-20-2047 SEDOL: BFBM5P9	4.0300 65,975.000	302.81	0.00	0.00	0.00	302.81	Receivable this period
PVTPL KESTREL AIRCRAFT FDG LTD/KESTREL AIRC NT SER 2018 A 4.25 12-15-2038 CUSIP: 49255PAA1	4.2500 137,134.400	259.03	0.00	0.00	0.00	259.03	Receivable this period
PVTPL PLANET FITNESS MASTER ISSUER L 2019-1 SR SECD NT CL A-2 144A 3.858 SEDOL: BL0L838	3.8580 72,000.000	200.62	0.00	0.00	0.00	200.62	Receivable this period

Portfolio Statement

1 DEC 23 - 31 DEC 23

Account Name UFCW TRI-STATE PEN-LOOMIS
Account number [REDACTED]

◆ Income & Expense Detail - Base Currency

Page 223 of 270

Description Asset ID/Dates	Rate Shares/PAR	Gross Amount	Tax Recoverable	Tax Withheld	Tax Credit	Net Amount	Transaction Type
<i>Income</i>							
Fixed Income							
Asset Backed Securities							
510 ASSET BACKED 2021-NPL1 TR ASSET BACKED NT CL A1 144A 2.2395% 06-25-2061 SEDOL: BMFB818	2.2395 75,375.620	28.13	0.00	0.00	0.00	28.13	Receivable this period
APPLEBEES FDG LLC 7.824% DUE 03-05-2053 CUSIP: 03789XAF5 Ex date: 05 DEC 23 / Pay date: 05 DEC 23	7.8240 100,000.000	1,956.00	0.00	0.00	0.00	1,956.00	Received this period
EXETER AUTOMOBILE RECEIVABLES TR 2023-2 SER 23-2A CLS D 6.32% 08-15-2029 CUSIP: 30168CAF5 Ex date: 15 DEC 23 / Pay date: 15 DEC 23	6.3200 40,000.000	210.67	0.00	0.00	0.00	210.67	Received this period
EXETER AUTOMOBILE 6.68% DUE 04-16-2029 CUSIP: 301989AF6 Ex date: 15 DEC 23 / Pay date: 15 DEC 23	6.6800 20,000.000	111.33	0.00	0.00	0.00	111.33	Received this period
GLS AUTO RECEIVABLES ISSUER TR AUTO RECEIVABLES-BKD NTS CL 6.31% 03-15-2029 CUSIP: 379928AJ3 Ex date: 15 DEC 23 / Pay date: 15 DEC 23	6.3100 30,000.000	157.75	0.00	0.00	0.00	157.75	Received this period
PRESTIGE AUTO RECEIVABLES TR 2022-1 NT CL D 144A 8.08% 08-15-2028 CUSIP: 74113RAL3 Ex date: 15 DEC 23 / Pay date: 15 DEC 23	8.0800 45,000.000	303.00	0.00	0.00	0.00	303.00	Received this period
PVTPL KESTREL AIRCRAFT FDG LTD/KESTREL AIRCRT NT SER 2018 A 4.25 12-15-2038 CUSIP: 49255PAA1 Ex date: 15 DEC 23 / Pay date: 15 DEC 23	4.2500 140,772.920	498.57	0.00	0.00	0.00	498.57	Received this period
PVTPL PLANET FITNESS MASTER ISSUER L 2019-1 SR SECD NT CL A-2 144A 3.858 SEDOL: BL0L838 Ex date: 05 DEC 23 / Pay date: 05 DEC 23	3.8580 72,187.500	696.25	0.00	0.00	0.00	696.25	Received this period
510 ASSET BACKED 2021-NPL1 TR ASSET BACKED NT CL A1 144A 2.2395% 06-25-2061 SEDOL: BMFB818 Ex date: 25 DEC 23 / Pay date: 25 DEC 23	2.2395 76,437.700	142.65	0.00	0.00	0.00	142.65	Received this period

Portfolio Statement

1 DEC 23 - 31 DEC 23

Account Name UFCW TRI-STATE PEN-LOOMIS Account number

◆ Income & Expense Detail - Base Currency

Page 224 of 270

Description Asset ID/Dates	Rate Shares/PAR	Gross Amount	Tax Recoverable	Tax Withheld	Tax Credit	Net Amount	Transaction Type
<i>Income</i>							
Fixed Income							
Asset Backed Securities							
Total Asset Backed Securities		3,327.51	0.00	0.00	0.00	3,327.51	Receivable last period
		1,773.13	0.00	0.00	0.00	1,773.13	Receivable this period
		4,076.22	0.00	0.00	0.00	4,076.22	Received this period
		0.00	0.00	0.00	0.00	0.00	Income received from prior
		0.00	0.00	0.00	0.00	0.00	Broker commissions recaptured
		0.00	0.00	0.00	0.00	0.00	Tax recoverable last period
		0.00	0.00	0.00	0.00	0.00	Tax recoverable this period
		0.00	0.00	0.00	0.00	0.00	Tax reclaims received
		0.00	0.00	0.00	0.00	0.00	Income purchased this period
		0.00	0.00	0.00	0.00	0.00	Income sold this period
		0.00	0.00	0.00	0.00	0.00	Tax recoverable received this period
		0.00	0.00	0.00	0.00	0.00	Tax recoverable delivered this period
		0.00	0.00	0.00	0.00	0.00	Accrued income received this period
		0.00	0.00	0.00	0.00	0.00	Accrued income delivered this period
		2,521.84	0.00	0.00	0.00	2,521.84	Earned income
Non-Government Backed C.M.O.s							
United States - USD							
BINOM 3% DUE 02-25-2061	3.0000	250.00	0.00	0.00	0.00	250.00	Receivable last period
SEDOL: BMFTKH2	100,000.000						
CMO CR SUISSE FIRST BOSTON MTG SECS CORP2003-27 CL IV-A-4 5.75 11-25-2033 SEDOL: BKK5CV6	5.7500 7,976.160	38.22	0.00	0.00	0.00	38.22	Receivable last period
CMO CWBMS INC 2003-59 MTG PASSTHRU CTF 1-A-1 ALT LN TR 5.75% DUE 12-25-2033 REG CUSIP: 12669FEE9	5.7500 37,114.880	177.84	0.00	0.00	0.00	177.84	Receivable last period
CMO CWBMS INC 2003-59 MTG PASSTHRU CTF 3-A-1 ALT LN TR 6% DUE 12-25-2033 REG SEDOL: BD0DNQ6	6.0000 51,259.410	256.30	0.00	0.00	0.00	256.30	Receivable last period
CSMC 2021-RPL4 TR FLTG RT 1.79561% DUE 12-27-2060 CUSIP: 12662GAC2	1.7956 140,365.110	210.03	0.00	0.00	0.00	210.03	Receivable last period
PRPM 2021-3 LLC 1.867% 04-25-2026 CUSIP: 69357PAA6	1.8670 61,493.780	19.14	0.00	0.00	0.00	19.14	Receivable last period

Portfolio Statement

1 DEC 23 - 31 DEC 23

Account Name UFCW TRI-STATE PEN-LOOMIS
Account number [REDACTED]

◆ Income & Expense Detail - Base Currency

Page 225 of 270

Description Asset ID/Dates	Rate Shares/PAR	Gross Amount	Tax Recoverable	Tax Withheld	Tax Credit	Net Amount	Transaction Type
<i>Income</i>							
Fixed Income							
Non-Government Backed C.M.O.s							
PRPM 2021-8 LLC ASSET BACKED NT CL A-1 144A 1.74300003052% 09-25-2026 CUSIP: 69360MAA8	1.7430 61,414.310	17.84	0.00	0.00	0.00	17.84	Receivable last period
PRPM 2021-9 LLC ASSET BACKED NT CL A-1 144A 2.363% 10-25-2026 SEDOL: BNRRGC8	2.3630 66,098.010	26.03	0.00	0.00	0.00	26.03	Receivable last period
PVTPL CMO CN AVE SECS TR 2020-R01 NT CL 1M-2 144A VAR RT DUE 01-25-2040 BEO SEDOL: BKV26W8	7.5019 19,348.820	16.11	0.00	0.00	0.00	16.11	Receivable last period
PVTPL CMO LEGACY MTG ASSET TR SER-19-GS7 CL A1 VAR 06-25-2059 BEO CUSIP: 52474MAA7	3.2500 63,682.980	34.50	0.00	0.00	0.00	34.50	Receivable last period
PVTPL CMO PRESTON RIDGE PARTNERS MORTGAGE TR SER 21-5 CL A1 STEP 06-25-2024 BEO CUSIP: 69358DAA2	1.7930 90,612.970	27.08	0.00	0.00	0.00	27.08	Receivable last period
PVTPL CMO VCAT ASSET SECURITIZATION LLC SER 21-NPL6 CL A2 STEP VAR RT 09-25-2051 CUSIP: 91824WAB8	3.9671 115,000.000	76.04	0.00	0.00	0.00	76.04	Receivable last period
PVTPL CMO VCAT ASSET SECURITIZATION LLC SR 21-NPL5 CL A2 STEP UP RT 09-25-2051 SEDOL: BPK8HZ2	3.8441 100,000.000	64.07	0.00	0.00	0.00	64.07	Receivable last period
TOORAK MTG CORP 2.2395% DUE 06-25-2024 CUSIP: 89053BAA2	3.2395 74,488.790	27.80	0.00	0.00	0.00	27.80	Receivable last period
BINOM 3% DUE 02-25-2061 SEDOL: BMFTKH2	3.0000 100,000.000	250.00	0.00	0.00	0.00	250.00	Receivable this period
CMO CR SUISSE FIRST BOSTON MTG SECS CORP2003-27 CL IV-A-4 5.75 11-25-2033 SEDOL: BKX5CV6	5.7500 7,939.500	38.04	0.00	0.00	0.00	38.04	Receivable this period
CMO CWMB5 INC 2003-59 MTG PASSTHRU CTF 1-A-1 ALT LN TR 5.75% DUE 12-25-2033 REG CUSIP: 12669FEE9	5.7500 36,748.260	176.09	0.00	0.00	0.00	176.09	Receivable this period

Portfolio Statement

1 DEC 23 - 31 DEC 23

Account Name UFCW TRI-STATE PEN-LOOMIS
Account number [REDACTED]

◆ Income & Expense Detail - Base Currency

Page 226 of 270

Description Asset ID/Dates	Rate Shares/PAR	Gross Amount	Tax Recoverable	Tax Withheld	Tax Credit	Net Amount	Transaction Type
<i>Income</i>							
Fixed Income							
Non-Government Backed C.M.O.s							
CMO CWBBS INC 2003-59 MTG PASSTHRU CTF 3-A-1 ALT LN TR 6% DUE 12-25-2033 REG SEDOL: BD0DNQ6	6.0000 48,863.090	244.32	0.00	0.00	0.00	244.32	Receivable this period
CSMC 2021-RPL4 TR FLTG RT 1.79561% DUE 12-27-2060 CUSIP: 12662GAC2	1.7956 139,329.710	208.49	0.00	0.00	0.00	208.49	Receivable this period
PRPM 2021-3 LLC 1.867% 04-25-2026 CUSIP: 69357PAA6	1.8670 59,878.280	18.63	0.00	0.00	0.00	18.63	Receivable this period
PRPM 2021-8 LLC ASSET BACKED NT CL A-1 144A 1.74300003052% 09-25-2026 CUSIP: 69360MAA8	1.7430 60,772.310	17.65	0.00	0.00	0.00	17.65	Receivable this period
PRPM 2021-9 LLC ASSET BACKED NT CL A-1 144A 2.363% 10-25-2026 SEDOL: BNRRGC8	2.3630 65,460.660	25.78	0.00	0.00	0.00	25.78	Receivable this period
PVTPL CMO CN AVE SECS TR 2020-R01 NT CL 1M-2 144A VAR RT DUE 01-25-2040 BEO SEDOL: BKV26W8	7.5019 18,857.460	23.58	0.00	0.00	0.00	23.58	Receivable this period
PVTPL CMO LEGACY MTG ASSET TR SER-19-GS7 CL A1 VAR 06-25-2059 BEO CUSIP: 52474MAA7	3.2500 63,415.640	34.35	0.00	0.00	0.00	34.35	Receivable this period
PVTPL CMO PRESTON RIDGE PARTNERS MORTGAGE TR SER 21-5 CL A1 STEP 06-25-2024 BEO CUSIP: 69358DAA2	1.7930 89,662.090	26.79	0.00	0.00	0.00	26.79	Receivable this period
PVTPL CMO VCAT ASSET SECURITIZATION LLC SER 21-NPL6 CL A2 STEP VAR RT 09-25-2051 CUSIP: 91824WAB8	3.9671 115,000.000	76.04	0.00	0.00	0.00	76.04	Receivable this period
PVTPL CMO VCAT ASSET SECURITIZATION LLC SR 21-NPL5 CL A2 STEP UP RT 09-25-2051 SEDOL: BPK8HZ2	3.8441 100,000.000	64.07	0.00	0.00	0.00	64.07	Receivable this period
TOORAK MTG CORP 2.2395% DUE 06-25-2024 CUSIP: 89053BAA2	3.2395 66,245.020	35.77	0.00	0.00	0.00	35.77	Receivable this period

Portfolio Statement

1 DEC 23 - 31 DEC 23

Account Name UFCW TRI-STATE PEN-LOOMIS Account number [REDACTED]

◆ Income & Expense Detail - Base Currency

Page 227 of 270

Description Asset ID/Dates	Rate Shares/PAR	Gross Amount	Tax Recoverable	Tax Withheld	Tax Credit	Net Amount	Transaction Type
<i>Income</i>							
Fixed Income							
Non-Government Backed C.M.O.s							
BINOM 3% DUE 02-25-2061 SEDOL: BMFTKH2 Ex date: 01 DEC 23 / Pay date: 25 DEC 23	3.0000 100,000.000	250.00	0.00	0.00	0.00	250.00	Received this period
CMO CR SUISSE FIRST BOSTON MTG SECS CORP2003-27 CL IV-A-4 5.75 11-25-2033 SEDOL: BKX5CV6 Ex date: 01 DEC 23 / Pay date: 25 DEC 23	5.7500 7,976.160	38.22	0.00	0.00	0.00	38.22	Received this period
CMO CWBMS INC 2003-59 MTG PASSTHRU CTF 1-A-1 ALT LN TR 5.75% DUE 12-25-2033 REG CUSIP: 12669FEE9 Ex date: 01 DEC 23 / Pay date: 25 DEC 23	5.7500 37,114.880	177.84	0.00	0.00	0.00	177.84	Received this period
CMO CWBMS INC 2003-59 MTG PASSTHRU CTF 3-A-1 ALT LN TR 6% DUE 12-25-2033 REG SEDOL: BD0DNQ6 Ex date: 01 DEC 23 / Pay date: 25 DEC 23	6.0000 51,259.410	256.30	0.00	0.00	0.00	256.30	Received this period
CSMC 2021-RPL4 TR FLTG RT 1.79561% DUE 12-27-2060 CUSIP: 12662GAC2 Ex date: 01 DEC 23 / Pay date: 25 DEC 23	1.7956 140,365.110	210.03	0.00	0.00	0.00	210.03	Received this period
PRPM 2021-3 LLC 1.867% 04-25-2026 CUSIP: 69357PAA6 Ex date: 25 DEC 23 / Pay date: 25 DEC 23	1.8670 61,493.780	95.67	0.00	0.00	0.00	95.67	Received this period
PRPM 2021-8 LLC ASSET BACKED NT CL A-1 144A 1.74300003052% 09-25-2026 CUSIP: 69360MAA8 Ex date: 26 DEC 23 / Pay date: 26 DEC 23	1.7430 61,414.310	89.20	0.00	0.00	0.00	89.20	Received this period
PRPM 2021-9 LLC ASSET BACKED NT CL A-1 144A 2.363% 10-25-2026 SEDOL: BNRRGC8 Ex date: 25 DEC 23 / Pay date: 25 DEC 23	2.3630 66,098.010	130.16	0.00	0.00	0.00	130.16	Received this period
PVTPL CMO CN AVE SECS TR 2020-R01 NT CL 1M-2 144A VAR RT DUE 01-25-2040 BEO SEDOL: BKV26W8 Ex date: 25 DEC 23 / Pay date: 25 DEC 23	7.5019 19,348.820	116.78	0.00	0.00	0.00	116.78	Received this period
PVTPL CMO LEGACY MTG ASSET TR SER-19-GS7 CL A1 VAR 06-25-2059 BEO CUSIP: 52474MAA7 Ex date: 25 DEC 23 / Pay date: 25 DEC 23	3.2500 63,683.620	371.93	0.00	0.00	0.00	371.93	Received this period
PVTPL CMO PRESTON RIDGE PARTNERS MORTGAGE TR SER 21-5 CL A1 STEP 06-25-2024 BEO CUSIP: 69358DAA2 Ex date: 25 DEC 23 / Pay date: 25 DEC 23	1.7930 90,612.970	135.39	0.00	0.00	0.00	135.39	Received this period

Portfolio Statement

1 DEC 23 - 31 DEC 23

Account Name UFCW TRI-STATE PEN-LOOMIS Account number

Income & Expense Detail - Base Currency

Page 228 of 270

Description Asset ID/Dates	Rate Shares/PAR	Gross Amount	Tax Recoverable	Tax Withheld	Tax Credit	Net Amount	Transaction Type
<i>Income</i>							
Fixed Income							
Non-Government Backed C.M.O.s							
PVTPL CMO VCAT ASSET SECURITIZATION LLC SER 21-NPL6 CL A2 STEP VAR RT 09-25-2051 CUSIP: 91824WAB8 Ex date: 25 DEC 23 / Pay date: 25 DEC 23	3.9671 115,000.000	380.18	0.00	0.00	0.00	380.18	Received this period
PVTPL CMO VCAT ASSET SECURITIZATION LLC SR 21-NPL5 CL A2 STEP UP RT 09-25-2051 SEDOL: BPK8HZ2 Ex date: 25 DEC 23 / Pay date: 25 DEC 23	3.8441 100,000.000	320.34	0.00	0.00	0.00	320.34	Received this period
TOORAK MTG CORP 2.2395% DUE 06-25-2024 CUSIP: 89053BAA2 Ex date: 25 DEC 23 / Pay date: 25 DEC 23	3.2395 74,488.790	139.02	0.00	0.00	0.00	139.02	Received this period
Total Non-Government Backed C.M.O.s		1,241.00	0.00	0.00	0.00	1,241.00	Receivable last period
		1,239.60	0.00	0.00	0.00	1,239.60	Receivable this period
		2,711.06	0.00	0.00	0.00	2,711.06	Received this period
		0.00	0.00	0.00	0.00	0.00	Income received from prior
		0.00	0.00	0.00	0.00	0.00	Broker commissions recaptured
		0.00	0.00	0.00	0.00	0.00	Tax recoverable last period
		0.00	0.00	0.00	0.00	0.00	Tax recoverable this period
		0.00	0.00	0.00	0.00	0.00	Tax reclaims received
		0.00	0.00	0.00	0.00	0.00	Income purchased this period
		0.00	0.00	0.00	0.00	0.00	Income sold this period
		0.00	0.00	0.00	0.00	0.00	Tax recoverable received this period
		0.00	0.00	0.00	0.00	0.00	Tax recoverable delivered this period
		0.00	0.00	0.00	0.00	0.00	Accrued income received this period
		0.00	0.00	0.00	0.00	0.00	Accrued income delivered this period
		2,709.66	0.00	0.00	0.00	2,709.66	Earned income
Total Fixed Income		576,454.73	0.00	0.00	0.00	576,454.73	Receivable last period
		589,135.49	0.00	0.00	0.00	589,135.49	Receivable this period
		165,861.74	0.00	0.00	0.00	165,861.74	Received this period
		0.00	0.00	0.00	0.00	0.00	Income received from prior
		0.00	0.00	0.00	0.00	0.00	Broker commissions recaptured
		1,276.24	0.00	0.00	0.00	1,276.24	Tax recoverable last period
		1,295.06	0.00	0.00	0.00	1,295.06	Tax recoverable this period
		0.00	0.00	0.00	0.00	0.00	Tax reclaims received
		-3,655.56	0.00	0.00	0.00	- 3,655.56	Income purchased this period
		18,873.98	0.00	0.00	0.00	18,873.98	Income sold this period
		0.00	0.00	0.00	0.00	0.00	Tax recoverable received this period
		0.00	0.00	0.00	0.00	0.00	Tax recoverable delivered this period
		0.00	0.00	0.00	0.00	0.00	Accrued income received this period
		0.00	0.00	0.00	0.00	0.00	Accrued income delivered this period
		193,779.74	0.00	0.00	0.00	193,779.74	Earned income

Portfolio Statement

1 DEC 23 - 31 DEC 23

Account Name UFCW TRI-STATE PEN-LOOMIS Account number

◆ Income & Expense Detail - Base Currency

Page 229 of 270

Description Asset ID/Dates	Rate Shares/PAR	Gross Amount	Tax Recoverable	Tax Withheld	Tax Credit	Net Amount	Transaction Type
<i>Income</i>							
Cash and Cash Equivalents							
Cash							
European Union - EUR							
EUR CASH	.0000 0.000	0.01	0.00	0.00	0.00	0.01	Receivable last period
CSDR PEN	.0000 0.000	0.79	0.00	0.00	0.00	0.79	Received this period
Ex date: 27 DEC 23 / Pay date: 27 DEC 23							
Mexico - MXN							
MXN CASH	.0000 0.000	10.61	0.00	0.00	0.00	10.61	Receivable last period
MXN CASH	.0000 0.000	77.12	0.00	0.00	0.00	77.12	Receivable this period
United States - USD							
IBA INTEREST FOR MONTH ENDING 30 NOV 23 EUR 0.01 AT RATE 0.9178000 Ex date: 05 DEC 23 / Pay date: 05 DEC 23	.0000 0.000	0.01	0.00	0.00	0.00	0.01	Received this period
IBA INTEREST FOR MONTH ENDING 30 NOV 23 MXN 184.37 AT RATE 17.3498000 Ex date: 05 DEC 23 / Pay date: 05 DEC 23	.0000 0.000	10.63	0.00	0.00	0.00	10.63	Received this period
Total Cash							
		10.62	0.00	0.00	0.00	10.62	Receivable last period
		77.12	0.00	0.00	0.00	77.12	Receivable this period
		11.43	0.00	0.00	0.00	11.43	Received this period
		0.00	0.00	0.00	0.00	0.00	Income received from prior
		0.00	0.00	0.00	0.00	0.00	Broker commissions recaptured
		0.00	0.00	0.00	0.00	0.00	Tax recoverable last period
		0.00	0.00	0.00	0.00	0.00	Tax recoverable this period
		0.00	0.00	0.00	0.00	0.00	Tax reclaims received
		0.00	0.00	0.00	0.00	0.00	Income purchased this period
		0.00	0.00	0.00	0.00	0.00	Income sold this period
		0.00	0.00	0.00	0.00	0.00	Tax recoverable received this period
		0.00	0.00	0.00	0.00	0.00	Tax recoverable delivered this period
		0.00	0.00	0.00	0.00	0.00	Accrued income received this period
		0.00	0.00	0.00	0.00	0.00	Accrued income delivered this period
		77.93	0.00	0.00	0.00	77.93	Earned income

Portfolio Statement

1 DEC 23 - 31 DEC 23

Account Name UFCW TRI-STATE PEN-LOOMIS Account number

◆ Income & Expense Detail - Base Currency

Page 230 of 270

Description Asset ID/Dates	Rate Shares/PAR	Gross Amount	Tax Recoverable	Tax Withheld	Tax Credit	Net Amount	Transaction Type
<i>Income</i>							
Cash and Cash Equivalents							
Funds - Short Term Investment							
United States - USD							
NT COLLECTIVE SHORT TERM INVT FD	.0000	3,271.07	0.00	0.00	0.00	3,271.07	Receivable last period
CUSIP: 66586U452	776,627.590						
NT COLLECTIVE SHORT TERM INVT FD	.0000	3,988.39	0.00	0.00	0.00	3,988.39	Receivable this period
CUSIP: 66586U452	1,081,145.880						
NT COLLECTIVE SHORT TERM INVT FD INCOME RECEIVED	.0000	3,480.76	0.00	0.00	0.00	3,480.76	Received this period
CUSIP: 66586U452 Ex date: 05 DEC 23 / Pay date: 05 DEC 23	0.000						
Total Funds - Short Term Investment		3,271.07	0.00	0.00	0.00	3,271.07	Receivable last period
		3,988.39	0.00	0.00	0.00	3,988.39	Receivable this period
		3,480.76	0.00	0.00	0.00	3,480.76	Received this period
		0.00	0.00	0.00	0.00	0.00	Income received from prior
		0.00	0.00	0.00	0.00	0.00	Broker commissions recaptured
		0.00	0.00	0.00	0.00	0.00	Tax recoverable last period
		0.00	0.00	0.00	0.00	0.00	Tax recoverable this period
		0.00	0.00	0.00	0.00	0.00	Tax reclaims received
		0.00	0.00	0.00	0.00	0.00	Income purchased this period
		0.00	0.00	0.00	0.00	0.00	Income sold this period
		0.00	0.00	0.00	0.00	0.00	Tax recoverable received this period
		0.00	0.00	0.00	0.00	0.00	Tax recoverable delivered this period
		0.00	0.00	0.00	0.00	0.00	Accrued income received this period
		0.00	0.00	0.00	0.00	0.00	Accrued income delivered this period
		4,198.08	0.00	0.00	0.00	4,198.08	Earned income
Total Cash and Cash Equivalents		3,281.69	0.00	0.00	0.00	3,281.69	Receivable last period
		4,065.51	0.00	0.00	0.00	4,065.51	Receivable this period
		3,492.19	0.00	0.00	0.00	3,492.19	Received this period
		0.00	0.00	0.00	0.00	0.00	Income received from prior
		0.00	0.00	0.00	0.00	0.00	Broker commissions recaptured
		0.00	0.00	0.00	0.00	0.00	Tax recoverable last period
		0.00	0.00	0.00	0.00	0.00	Tax recoverable this period
		0.00	0.00	0.00	0.00	0.00	Tax reclaims received
		0.00	0.00	0.00	0.00	0.00	Income purchased this period
		0.00	0.00	0.00	0.00	0.00	Income sold this period

Portfolio Statement

1 DEC 23 - 31 DEC 23

Account number XXXXXXXXXX
Account Name UFCW TRI-STATE PEN-LOOMIS

◆ Income & Expense Detail - Base Currency

Page 231 of 270

Description Asset ID/Dates	Rate Shares/PAR	Gross Amount	Tax Recoverable	Tax Withheld	Tax Credit	Net Amount	Transaction Type
<i>Income</i>							
Cash and Cash Equivalents							
Funds - Short Term Investment							
		0.00	0.00	0.00	0.00	0.00	Tax recoverable received this period
		0.00	0.00	0.00	0.00	0.00	Tax recoverable delivered this period
		0.00	0.00	0.00	0.00	0.00	Accrued income received this period
		0.00	0.00	0.00	0.00	0.00	Accrued income delivered this period
		4,276.01	0.00	0.00	0.00	4,276.01	Earned income
<i>Income</i>							
Securities Lending							
United States USD							
SEC LENDING INCOME FROM CORPORATE SECURITIES FOR THE MONTH OF NOVEMBER 2023 Ex date: 15 DEC 23 / Pay date: 15 DEC 23	.0000 0.000	0.88	0.00	0.00	0.00	0.88	Received this period
SEC LENDING INCOME FROM GLOBAL FIXED FOR THE MONTH OF NOVEMBER 2023 Ex date: 15 DEC 23 / Pay date: 15 DEC 23	.0000 0.000	835.57	0.00	0.00	0.00	835.57	Received this period
SEC LENDING INCOME FROM GOVERNMENT SECURITIES FOR THE MONTH OF NOVEMBER 2023 Ex date: 15 DEC 23 / Pay date: 15 DEC 23	.0000 0.000	5,563.89	0.00	0.00	0.00	5,563.89	Received this period
Total		0.00 0.00 6,400.34 0.00 0.00 0.00 0.00 0.00 0.00 0.00 0.00 0.00 0.00 0.00 0.00 6,400.34	0.00 0.00 0.00 0.00 0.00 0.00 0.00 0.00 0.00 0.00 0.00 0.00 0.00 0.00 0.00 0.00	0.00 0.00 0.00 0.00 0.00 0.00 0.00 0.00 0.00 0.00 0.00 0.00 0.00 0.00 0.00 0.00	0.00 0.00 0.00 0.00 0.00 0.00 0.00 0.00 0.00 0.00 0.00 0.00 0.00 0.00 0.00 0.00	0.00 0.00 6,400.34 0.00 0.00 0.00 0.00 0.00 0.00 0.00 0.00 0.00 0.00 0.00 0.00 0.00 6,400.34	Receivable last period Receivable this period Received this period Income received from prior Broker commissions recaptured Tax recoverable last period Tax recoverable this period Tax reclaims received Income purchased this period Income sold this period Tax recoverable received this period Tax recoverable delivered this period Accrued income received this period Accrued income delivered this period Earned income

Portfolio Statement

1 DEC 23 - 31 DEC 23

Account Name UFCW TRI-STATE PEN-LOOMIS Account number [REDACTED]

◆ Income & Expense Detail - Base Currency

Page 232 of 270

Description Asset ID/Dates	Rate Shares/PAR	Gross Amount	Tax Recoverable	Tax Withheld	Tax Credit	Net Amount	Transaction Type
<i>Income</i>							
Securities Lending							
<hr/>							
Total Securities Lending		0.00	0.00	0.00	0.00	0.00	Receivable last period
		0.00	0.00	0.00	0.00	0.00	Receivable this period
		6,400.34	0.00	0.00	0.00	6,400.34	Received this period
		0.00	0.00	0.00	0.00	0.00	Income received from prior
		0.00	0.00	0.00	0.00	0.00	Broker commissions recaptured
		0.00	0.00	0.00	0.00	0.00	Tax recoverable last period
		0.00	0.00	0.00	0.00	0.00	Tax recoverable this period
		0.00	0.00	0.00	0.00	0.00	Tax reclaims received
		0.00	0.00	0.00	0.00	0.00	Income purchased this period
		0.00	0.00	0.00	0.00	0.00	Income sold this period
		0.00	0.00	0.00	0.00	0.00	Tax recoverable received this period
		0.00	0.00	0.00	0.00	0.00	Tax recoverable delivered this period
		0.00	0.00	0.00	0.00	0.00	Accrued income received this period
		0.00	0.00	0.00	0.00	0.00	Accrued income delivered this period
		6,400.34	0.00	0.00	0.00	6,400.34	Earned income
<hr/>							
Total Income		585,351.67	0.00	0.00	0.00	585,351.67	Receivable last period
		596,389.22	0.00	0.00	0.00	596,389.22	Receivable this period
		181,369.52	0.00	0.00	0.00	181,369.52	Received this period
		0.00	0.00	0.00	0.00	0.00	Income received from prior
		0.00	0.00	0.00	0.00	0.00	Broker commissions recaptured
		1,276.24	0.00	0.00	0.00	1,276.24	Tax recoverable last period
		1,295.06	0.00	0.00	0.00	1,295.06	Tax recoverable this period
		0.00	0.00	0.00	0.00	0.00	Tax reclaims received
		-3,655.56	0.00	0.00	0.00	- 3,655.56	Income purchased this period
		18,873.98	0.00	0.00	0.00	18,873.98	Income sold this period
		0.00	0.00	0.00	0.00	0.00	Tax recoverable received this period
		0.00	0.00	0.00	0.00	0.00	Tax recoverable delivered this period
		0.00	0.00	0.00	0.00	0.00	Accrued income received this period
		0.00	0.00	0.00	0.00	0.00	Accrued income delivered this period
		207,644.31	0.00	0.00	0.00	207,644.31	Earned income

Portfolio Statement

1 DEC 23 - 31 DEC 23

Account number XXXXXX
Account Name UFCW TRI-STATE PEN-LOOMIS

◆ Income & Expense Detail - Base Currency

Page 233 of 270

Description Asset ID/Dates	Rate Shares/PAR	Gross Amount	Tax Recoverable	Tax Withheld	Tax Credit	Net Amount	Transaction Type
<i>Expense</i>							
Expenses							
Delivery and Receipt Fees							
United States USD							
DEL/REC FEES FOR NOV 2023	.0000 0.000	-42.69	0.00	0.00	0.00	- 42.69	Paid this period
Value date: 13 DEC 23 / Entry date: 13 DEC 23							
Total Delivery and Receipt Fees		0.00	0.00	0.00	0.00	0.00	Payable last period
		0.00	0.00	0.00	0.00	0.00	Payable this period
		-42.69	0.00	0.00	0.00	- 42.69	Paid this period
		0.00	0.00	0.00	0.00	0.00	Income received from prior
		0.00	0.00	0.00	0.00	0.00	Broker commissions recaptured
		0.00	0.00	0.00	0.00	0.00	Tax recoverable last period
		0.00	0.00	0.00	0.00	0.00	Tax recoverable this period
		0.00	0.00	0.00	0.00	0.00	Tax reclaims received
		0.00	0.00	0.00	0.00	0.00	Liability expense paid
		0.00	0.00	0.00	0.00	0.00	Liability expense received
		0.00	0.00	0.00	0.00	0.00	Tax recoverable received this period
		0.00	0.00	0.00	0.00	0.00	Tax recoverable delivered this period
		0.00	0.00	0.00	0.00	0.00	Accrued expense received this period
		0.00	0.00	0.00	0.00	0.00	Accrued expense delivered this period
		-42.69	0.00	0.00	0.00	- 42.69	Expenses recognized
Other Expenses							
United States USD							
NORTHERN TRUST SWEEP FEE	.0000 0.000	-92.45	0.00	0.00	0.00	- 92.45	Paid this period
Value date: 05 DEC 23 / Entry date: 05 DEC 23							
3RD PARTY FX CHARGES FOR NOV 2023	.0000 0.000	-150.00	0.00	0.00	0.00	- 150.00	Paid this period
Value date: 12 DEC 23 / Entry date: 12 DEC 23							
Total Other Expenses		0.00	0.00	0.00	0.00	0.00	Payable last period
		0.00	0.00	0.00	0.00	0.00	Payable this period
		-242.45	0.00	0.00	0.00	- 242.45	Paid this period
		0.00	0.00	0.00	0.00	0.00	Income received from prior
		0.00	0.00	0.00	0.00	0.00	Broker commissions recaptured
		0.00	0.00	0.00	0.00	0.00	Tax recoverable last period
		0.00	0.00	0.00	0.00	0.00	Tax recoverable this period
		0.00	0.00	0.00	0.00	0.00	Tax reclaims received
		0.00	0.00	0.00	0.00	0.00	Liability expense paid
		0.00	0.00	0.00	0.00	0.00	Liability expense received

Portfolio Statement

1 DEC 23 - 31 DEC 23

Account number XXXXXXXXXX
Account Name UFCW TRI-STATE PEN-LOOMIS

◆ Income & Expense Detail - Base Currency

Page 234 of 270

Description Asset ID/Dates	Rate Shares/PAR	Gross Amount	Tax Recoverable	Tax Withheld	Tax Credit	Net Amount	Transaction Type
<i>Expense</i>							
Expenses							
Other Expenses							
		0.00	0.00	0.00	0.00	0.00	Tax recoverable received this period
		0.00	0.00	0.00	0.00	0.00	Tax recoverable delivered this period
		0.00	0.00	0.00	0.00	0.00	Accrued expense received this period
		0.00	0.00	0.00	0.00	0.00	Accrued expense delivered this period
		-242.45	0.00	0.00	0.00	- 242.45	Expenses recognized
Securities Lending Fees							
United States USD							
SEC LENDING FEES FROM CORPORATE SECURITIES FOR THE MONTH OF NOVEMBER 2023	.0000 0.000	-0.35	0.00	0.00	0.00	- 0.35	Paid this period
Value date: 15 DEC 23 / Entry date: 15 DEC 23							
SEC LENDING FEES FROM GLOBAL FIXED FOR THE MONTH OF NOVEMBER 2023	.0000 0.000	-333.88	0.00	0.00	0.00	- 333.88	Paid this period
Value date: 15 DEC 23 / Entry date: 15 DEC 23							
SEC LENDING FEES FROM GOVERNMENT SECURITIES FOR THE MONTH OF NOVEMBER 2023	.0000 0.000	-2,223.03	0.00	0.00	0.00	- 2,223.03	Paid this period
Value date: 15 DEC 23 / Entry date: 15 DEC 23							
Total Securities Lending Fees							
		0.00	0.00	0.00	0.00	0.00	Payable last period
		0.00	0.00	0.00	0.00	0.00	Payable this period
		-2,557.26	0.00	0.00	0.00	- 2,557.26	Paid this period
		0.00	0.00	0.00	0.00	0.00	Income received from prior
		0.00	0.00	0.00	0.00	0.00	Broker commissions recaptured
		0.00	0.00	0.00	0.00	0.00	Tax recoverable last period
		0.00	0.00	0.00	0.00	0.00	Tax recoverable this period
		0.00	0.00	0.00	0.00	0.00	Tax reclaims received
		0.00	0.00	0.00	0.00	0.00	Liability expense paid
		0.00	0.00	0.00	0.00	0.00	Liability expense received
		0.00	0.00	0.00	0.00	0.00	Tax recoverable received this period
		0.00	0.00	0.00	0.00	0.00	Tax recoverable delivered this period
		0.00	0.00	0.00	0.00	0.00	Accrued expense received this period
		0.00	0.00	0.00	0.00	0.00	Accrued expense delivered this period
		-2,557.26	0.00	0.00	0.00	- 2,557.26	Expenses recognized

Portfolio Statement

1 DEC 23 - 31 DEC 23

Account Name UFCW TRI-STATE PEN-LOOMIS
Account number [REDACTED]

◆ Income & Expense Detail - Base Currency

Page 235 of 270

Description Asset ID/Dates	Rate Shares/PAR	Gross Amount	Tax Recoverable	Tax Withheld	Tax Credit	Net Amount	Transaction Type
<i>Expense</i>							
Expenses							
Securities Lending Fees							
<hr/>							
Total Expenses		0.00	0.00	0.00	0.00	0.00	Payable last period
		0.00	0.00	0.00	0.00	0.00	Payable this period
		-2,842.40	0.00	0.00	0.00	- 2,842.40	Paid this period
		0.00	0.00	0.00	0.00	0.00	Income received from prior
		0.00	0.00	0.00	0.00	0.00	Broker commissions recaptured
		0.00	0.00	0.00	0.00	0.00	Tax recoverable last period
		0.00	0.00	0.00	0.00	0.00	Tax recoverable this period
		0.00	0.00	0.00	0.00	0.00	Tax reclaims received
		0.00	0.00	0.00	0.00	0.00	Liability expense paid
		0.00	0.00	0.00	0.00	0.00	Liability expense received
		0.00	0.00	0.00	0.00	0.00	Tax recoverable received this period
		0.00	0.00	0.00	0.00	0.00	Tax recoverable delivered this period
		0.00	0.00	0.00	0.00	0.00	Accrued expense received this period
		0.00	0.00	0.00	0.00	0.00	Accrued expense delivered this period
		-2,842.40	0.00	0.00	0.00	- 2,842.40	Expenses recognized
<hr/>							
Total Expense		0.00	0.00	0.00	0.00	0.00	Payable last period
		0.00	0.00	0.00	0.00	0.00	Payable this period
		-2,842.40	0.00	0.00	0.00	- 2,842.40	Paid this period
		0.00	0.00	0.00	0.00	0.00	Income received from prior
		0.00	0.00	0.00	0.00	0.00	Broker commissions recaptured
		0.00	0.00	0.00	0.00	0.00	Tax recoverable last period
		0.00	0.00	0.00	0.00	0.00	Tax recoverable this period
		0.00	0.00	0.00	0.00	0.00	Tax reclaims received
		0.00	0.00	0.00	0.00	0.00	Liability expense paid
		0.00	0.00	0.00	0.00	0.00	Liability expense received
		0.00	0.00	0.00	0.00	0.00	Tax recoverable received this period
		0.00	0.00	0.00	0.00	0.00	Tax recoverable delivered this period
		0.00	0.00	0.00	0.00	0.00	Accrued expense received this period
		0.00	0.00	0.00	0.00	0.00	Accrued expense delivered this period
		-2,842.40	0.00	0.00	0.00	-2,842.40	Expenses recognized

Please note that the Tax Withheld column may contain amounts related to FATCA withholdings

Portfolio Statement

1 DEC 23 - 31 DEC 23

Account number XXXXXXXXXX
Account Name UFCW TRI-STATE PEN-LOOMIS

Page 236 of 270

◆ Funding & Disbursement Summary

Transaction type	Receipts	Disbursements	Accruals	Market value	Cost	Transaction amount Cost on gain/loss	Realized gain/loss	
							Market Translation	Total
Interportfolio Transfers Out	0.00	- 700,000.00	0.00	0.00	0.00	- 700,000.00 0.00	0.00 0.00	0.00
Total	0.00	- 700,000.00	0.00	0.00	0.00	- 700,000.00 0.00	0.00 0.00	0.00

Portfolio Statement

1 DEC 23 - 31 DEC 23

Account Name UFCW TRI-STATE PEN-LOOMIS
Account number [REDACTED]

Page 237 of 270

◆ Funding & Disbursement Detail *Interportfolio Transfers Out*

Trade date Settle date Asset ID	Security description Transaction description	Accrued Income	Market value	Cost	Transaction amount	Realized gain/loss Market Translation	Total
22 Dec 23	TRANSFERRED TO INVESTMENT MANAGEMENT ADVISORY	0.00	0.00	0.00	- 700,000.00	0.00	0.00
22 Dec 23	ACCOUNT [REDACTED],					0.00	
Total interportfolio transfers out		0.00	0.00	0.00	- 700,000.00	0.00	0.00
						0.00	
Total		0.00	0.00	0.00		0.00	0.00
						0.00	

Portfolio Statement

1 DEC 23 - 31 DEC 23

Account Name UFCW TRI-STATE PEN-LOOMIS
Account number [REDACTED]

◆ Capital Change Detail

Page 238 of 270

Ex date	Original security description/Asset ID Shares	Original cost	Change description	Payment Amount	Resulting security description/Asset ID Shares	Resulting cost	Realized gain/loss Market Translation
<i>Equities</i>							
Israel							
12 Dec 23	ADR TEVA PHARMACEUTICAL INDS SEDOL: 2883878	0.00	CLASS ACTION	10,814.88		0.00	10,814.88 0.00
Total Israel		0.00		10,814.88		0.00	10,814.88 0.00
Total Equities		0.00		10,814.88		0.00	10,814.88 0.00
<i>Fixed Income</i>							
China							
31 Jan 23	CFLD (CAYMAN) INV 8.6% GTD SNR 08/04/2024 USD SEDOL: BHT64P0 210,000.000	65,415.00	CASH INCENTIVE FOR VOTING	1,145.42	CFLD (CAYMAN) INV 8.6% GTD SNR 08/04/2024 USD SEDOL: BHT64P0 210,000.000	65,415.00	1,145.42 0.00
Total China		65,415.00		1,145.42		65,415.00	1,145.42 0.00
United States							
5 Dec 23	#REORG/WOLFSPEED EXCHANGE WOLFSPEED 0003R2XBQ7 12-05-2023 SEDOL: BP5J6C0 45,000.000	41,972.97	1,000.000 for 1,000.000 EXCHANGE	0.00	WOLFSPEED INC CONV 1.875% 12-01-2029 SEDOL: BS54RG7 45,000.000	41,972.97	0.00 0.00
13 Dec 23	#REORG/SEAGATE HDD EXCHANGE SEAGATE HDD 0004C1QAWV 12-13-2023 CUSIP: 81180WBG5 7,650.000	7,962.50	1,000.000 for 1,000.000 EXCHANGE	0.00	SEAGATE HDD CAYMAN 9.625% 12-01-2032 CUSIP: 81180WBM2 7,650.000	7,962.50	0.00 0.00
Total United States		49,935.47		0.00		49,935.47	0.00 0.00
Total Fixed Income		115,350.47		1,145.42		115,350.47	1,145.42 0.00

Portfolio Statement

1 DEC 23 - 31 DEC 23

Account Name UFCW TRI-STATE PEN-LOOMIS
Account number [REDACTED]

Page 239 of 270

◆ Capital Change Detail

Ex date	<u>Original security description/Asset ID</u> Shares	Original cost	Change description	Payment Amount	<u>Resulting security description/Asset ID</u> Shares	Resulting cost	Realized gain/loss Market Translation
<i>Fixed Income</i>							
United States							
Total		115,350.47		11,960.30		115,350.47	11,960.30
Total Payment Income				0.00			0.00

Portfolio Statement

1 DEC 23 - 31 DEC 23

Account Name UFCW TRI-STATE PEN-LOOMIS
Account number [REDACTED]

◆ Other Corporate Actions

Page 240 of 270

Value date	Security description							
Entry date	Transaction description	Asset ID	Transaction amount	Cost	Market value	Realized gain/loss		

NO DATA TO REPORT

Portfolio Statement

1 DEC 23 - 31 DEC 23

Account Name UFCW TRI-STATE PEN-LOOMIS
Account number [REDACTED]

Page 241 of 270

◆ Foreign Exchange Gain/Loss Summary *Pending*

Currency	Market value bought	Book value bought	Market value sold	Book value sold	Unrealized translation gain/loss
Euro	0.00	0.00	- 94,188.26	- 93,182.10	- 1,006.16
United States dollar	93,182.10	93,182.10	0.00	0.00	0.00
Total pending	93,182.10	93,182.10	- 94,188.26	- 93,182.10	- 1,006.16

Settled

Currency	Market value bought	Book value bought	Market value sold	Book value sold	Realized translation gain/loss
Brazilian real	104,002.85	105,303.62	0.00	0.00	- 1,300.77
Euro	93,385.26	92,820.00	- 93,388.98	- 91,643.92	- 1,179.80
Indonesian rupiah	111,825.66	112,189.96	0.00	0.00	- 364.30
Mexican peso	0.00	0.00	- 6,562.94	- 6,556.57	- 6.37
South African rand	112,848.52	114,869.71	0.00	0.00	- 2,021.19
United States dollar	98,200.49	98,200.49	- 425,183.29	- 425,183.29	0.00
Total settled	520,262.78	523,383.78	- 525,135.21	- 523,383.78	- 4,872.43

Portfolio Statement

1 DEC 23 - 31 DEC 23

Account number XXXXXXXXXX
Account Name UFCW TRI-STATE PEN-LOOMIS

Page 242 of 270

◆ Foreign Exchange Gain/Loss Detail Pending

Trade Date Settle date	Transaction description	Currency Bought Sold	Revaluation Exchange Rate Bought Sold	Local amount Bought Sold	Base market value Bought Sold	Unrealized translation gain/loss Cost	From purchases From sales
15 Dec 23	FX DEAL TRANSACTED ON 15 DEC 2023 USD /	USD	1.0000000	93,182.10	93,182.10	93,182.10	0.00
20 Mar 24	EUR EX.RATE 1.09626 WITH BANK OF AMERICA, N.A.	EUR	.9024479	- 85,000.00	- 94,188.26	- 93,182.10	- 1,006.16
Total pending purchases					93,182.10	93,182.10	0.00
Total pending sales					- 94,188.26	- 93,182.10	- 1,006.16

Settled

Trade Date Settle date	Transaction description	Currency Bought Sold	Exchange Rate Bought Sold	Local amount Bought Sold	Base market value Bought Sold	Realized translation gain/loss Cost	From purchases From sales
28 Nov 23	FX DEAL TRANSACTED ON 28 NOV 2023 ZAR /	ZAR	18.9499997	1,285,053.30	67,812.84	69,129.03	- 1,316.19
1 Dec 23	USD EX.RATE 18.5892 WITH HSBC BANK USA, N.A.	USD	1.0000000	- 69,129.03	- 69,129.03	- 69,129.03	0.00
28 Nov 23	FX DEAL TRANSACTED ON 28 NOV 2023 ZAR /	ZAR	18.9499994	853,426.11	45,035.68	45,740.68	- 705.00
1 Dec 23	USD EX.RATE 18.657925 WITH HSBC BANK USA, N.A.	USD	1.0000000	- 45,740.68	- 45,740.68	- 45,740.68	0.00
29 Nov 23	FX DEAL TRANSACTED ON 29 NOV 2023 BRL /	BRL	4.9322499	512,968.05	104,002.85	105,303.62	- 1,300.77
1 Dec 23	USD EX.RATE 4.871324 WITH NORTHERN TRUST COMPANY, CHICAGO	USD	1.0000000	- 105,303.62	- 105,303.62	- 105,303.62	0.00
30 Nov 23	FX DEAL TRANSACTED ON 30 NOV 2023 IDR /	IDR	15,510.0000304	1,734,415,990.00	111,825.66	112,189.96	- 364.30
1 Dec 23	USD EX.RATE 15459.637022 WITH NORTHERN TRUST SINGAPORE	USD	1.0000000	- 112,189.96	- 112,189.96	- 112,189.96	0.00
6 Dec 23	FX DEAL TRANSACTED ON 06 DEC 2023 USD /	USD	1.0000000	3.72	3.72	3.72	0.00
7 Dec 23	EUR EX.RATE 1.077837 WITH NORTHERN TRUST COMPANY, CHICAGO	EUR	.9274194	- 3.45	- 3.72	- 3.72	0.00
7 Dec 23	FX DEAL TRANSACTED ON 07 DEC 2023 USD /	USD	1.0000000	6,556.57	6,556.57	6,556.57	0.00
8 Dec 23	MXN EX.RATE 0.0572887 WITH NORTHERN TRUST COMPANY, CHICAGO	MXN	17.4384910	- 114,447.77	- 6,562.94	- 6,556.57	- 6.37
8 Sep 23	FX DEAL TRANSACTED ON 08 SEP 2023 USD /	USD	1.0000000	91,640.20	91,640.20	91,640.20	0.00
20 Dec 23	EUR EX.RATE 1.07812 WITH BANK OF AMERICA, N.A.	EUR	.9102079	- 85,000.00	- 93,385.26	- 91,640.20	- 1,745.06
15 Dec 23	FX DEAL TRANSACTED ON 15 DEC 2023 EUR /	EUR	.9102079	85,000.00	93,385.26	92,820.00	565.26
20 Dec 23	USD EX.RATE 0.915751 WITH BANK OF AMERICA, N.A.	USD	1.0000000	- 92,820.00	- 92,820.00	- 92,820.00	0.00
Total settled purchases					520,262.78	523,383.78	- 3,121.00
Total settled sales					- 525,135.21	- 523,383.78	- 1,751.43

Portfolio Statement

1 DEC 23 - 31 DEC 23

Account number XXXXXXXXXX
Account Name UFCW TRI-STATE PEN-LOOMIS

◆ Cash Activity Detail

Page 243 of 270

ARGENTINE PESO - ARS

Value Date Entry Date	Transaction Narrative	Local Receipt/ Disbursement	ARS Balance	Base Receipt/ Disbursement	Balance
	Beginning cash balance		3.70		0.01
31 Dec 23 4 Jan 24	CURRENCY REVALUATION (ARA) REALISED GAIN/LOSS	0.00	3.70	- 0.01	0.00
	Ending cash balance		3.70		0.00

Portfolio Statement

1 DEC 23 - 31 DEC 23

Account Name UFCW TRI-STATE PEN-LOOMIS
Account number [REDACTED]

Page 244 of 270

◆ Cash Activity Detail

CASH - BRL

Value Date Entry Date	Transaction Narrative	Local Receipt/ Disbursement	BRL Balance	Base Receipt/ Disbursement	Balance
	Beginning cash balance		0.00		0.00
1 Dec 23 4 Dec 23	FOREIGN CURRENCY PURCHASED DEAL OF 29 NOV 23 BRL/USD RATE 4.871324 WITH NORTHERN TRUST COMPANY, CHICAGO	512,968.05	512,968.05	105,303.62	105,303.62
1 Dec 23 4 Dec 23	REALISED GAIN/LOSS ON FOREIGN EXCHANGE DEAL OF 29 NOV 23 BRL/USD RATE 4.871324 WITH NORTHERN TRUST COMPANY, CHICAGO	0.00	512,968.05	- 1,300.77	104,002.85
1 Dec 23 1 Dec 23	6A7Q61U PURCHASE 126 BRAE REPU1029 T/D 28 NOV 23 S/D 1 DEC 23 SECRETARIA TESOURO 10% GTD 01/01/29 BRL1000'F'	- 127,892.43	385,075.62	- 26,020.05	77,982.80
1 Dec 23 1 Dec 23	6A7Q61U PURCHASE 130 BRAE REPU1029 T/D 28 NOV 23 S/D 1 DEC 23 SECRETARIA TESOURO 10% GTD 01/01/29 BRL1000'F'	- 131,975.97	253,099.65	- 26,850.85	51,131.95
1 Dec 23 1 Dec 23	6A7Q61U PURCHASE 249 BRAE REPU1029 T/D 28 NOV 23 S/D 1 DEC 23 SECRETARIA TESOURO 10% GTD 01/01/29 BRL1000'F'	- 253,099.65	0.00	- 51,493.78	- 361.83
31 Dec 23 4 Jan 24	CURRENCY REVALUATION (BRL) REALISED GAIN/LOSS	0.00	0.00	361.83	0.00
	Ending cash balance		0.00		0.00

Portfolio Statement

1 DEC 23 - 31 DEC 23

Account Name UFCW TRI-STATE PEN-LOOMIS
Account number [REDACTED]

Page 245 of 270

◆ Cash Activity Detail

EUR CASH - EUR

Value Date Entry Date	Transaction Narrative	Local Receipt/ Disbursement	EUR Balance	Base Receipt/ Disbursement	Balance
	Beginning cash balance		3.45		3.76
7 Dec 23 7 Dec 23	FOREIGN CURRENCY SOLD DEAL OF 6 DEC 23 USD/EUR RATE 1.077837 WITH NORTHERN TRUST COMPANY, CHICAGO	- 3.45	0.00	- 3.72	0.04
20 Dec 23 20 Dec 23	FOREIGN CURRENCY PURCHASED DEAL OF 15 DEC 23 EUR/USD RATE 0.915751 WITH BANK OF AMERICA, N.A	85,000.00	85,000.00	92,820.00	92,820.04
20 Dec 23 20 Dec 23	FOREIGN CURRENCY SOLD DEAL OF 8 SEP 23 USD/EUR RATE 1.07812 WITH BANK OF AMERICA, N.A	- 85,000.00	0.00	- 91,640.20	1,179.84
20 Dec 23 20 Dec 23	REALISED GAIN/LOSS ON FOREIGN EXCHANGE DEAL OF 15 DEC 23 EUR/USD RATE 0.915751 WITH BANK OF AMERICA, N.A	0.00	0.00	565.26	1,745.10
20 Dec 23 20 Dec 23	REALISED GAIN/LOSS ON FOREIGN EXCHANGE DEAL OF 8 SEP 23 USD/EUR RATE 1.07812 WITH BANK OF AMERICA, N.A	0.00	0.00	- 1,745.06	0.04
27 Dec 23 27 Dec 23	CSDR PEN	0.72	0.72	0.79	0.83
31 Dec 23 4 Jan 24	CURRENCY REVALUATION (EUR) REALISED GAIN/LOSS	0.00	0.72	- 0.03	0.80
	Ending cash balance		0.72		0.80

Portfolio Statement

1 DEC 23 - 31 DEC 23

Account number XXXXXXXXXX
Account Name UFCW TRI-STATE PEN-LOOMIS

◆ Cash Activity Detail

Page 246 of 270

IDR CASH - IDR

Value Date Entry Date	Transaction Narrative	Local Receipt/ Disbursement	IDR Balance	Base Receipt/ Disbursement	Balance
	Beginning cash balance		0.05		0.00
1 Dec 23	FOREIGN CURRENCY PURCHASED DEAL OF 30 NOV 23 IDR/USD RATE	1,734,415,990.00	1,734,415,990.05	112,189.96	112,189.96
1 Dec 23	15,459.637022 WITH NORTHERN TRUST SINGAPORE				
1 Dec 23	REALISED GAIN/LOSS ON FOREIGN EXCHANGE DEAL OF 30 NOV 23 IDR/USD RATE	0.00	1,734,415,990.05	- 364.30	111,825.66
1 Dec 23	15,459.637022 WITH NORTHERN TRUST SINGAPORE				
1 Dec 23	1AZBXFU PURCHASE 1,707,000,000 INDONESIA6.875BD29 T/D 28 NOV 23 S/D 1	- 1,734,415,990.00	0.05	- 111,937.53	- 111.87
1 Dec 23	DEC 23 INDONESIA(REP OF) 6.875% BDS 15/04/2029 IDR				
31 Dec 23	CURRENCY REVALUATION (IDR) REALISED GAIN/LOSS	0.00	0.05	111.87	0.00
4 Jan 24					
	Ending cash balance		0.05		0.00

Portfolio Statement

1 DEC 23 - 31 DEC 23

Account Name UFCW TRI-STATE PEN-LOOMIS
Account number [REDACTED]

◆ Cash Activity Detail

Page 247 of 270

MXN CASH - MXN

Value Date Entry Date	Transaction Narrative	Local Receipt/ Disbursement	MXN Balance	Base Receipt/ Disbursement	Balance
	Beginning cash balance		1,377,551.61		79,299.52
7 Dec 23 7 Dec 23	INCOME ON 30,184 GOBO FEDE7.5BD33 DIV RATE 0.0379167 % XD 07/12/23 PD 07/12/23 MEXICO(UTD MEX ST) 7.5% GTD 26/05/2033 MXN100	114,447.77	1,491,999.38	6,627.35	85,926.87
8 Dec 23 8 Dec 23	FOREIGN CURRENCY SOLD DEAL OF 7 DEC 23 USD/MXN RATE 17.455438 WITH NORTHERN TRUST COMPANY, CHICAGO	- 114,447.77	1,377,551.61	- 6,556.57	79,370.30
8 Dec 23 8 Dec 23	REALISED GAIN/LOSS ON FOREIGN EXCHANGE DEAL OF 7 DEC 23 USD/MXN RATE 17.455438 WITH NORTHERN TRUST COMPANY, CHICAGO	0.00	1,377,551.61	- 6.37	79,363.93
8 Dec 23 8 Dec 23	1AYLRLU PURCHASE 7,567 GOBO FEDE7.5BD33 T/D 28 NOV 23 S/D 30 NOV 23 MEXICO(UTD MEX ST) 7.5% GTD 26/05/2033 MXN100	- 688,023.08	689,528.53	- 40,133.17	39,230.76
8 Dec 23 8 Dec 23	1AYLRLU PURCHASE 7,567 GOBO FEDE7.5BD33 T/D 28 NOV 23 S/D 30 NOV 23 MEXICO(UTD MEX ST) 7.5% GTD 26/05/2033 MXN100	- 689,528.53	0.00	- 40,220.99	- 990.23
31 Dec 23 4 Jan 24	CURRENCY REVALUATION (MXN) REALISED GAIN/LOSS	0.00	0.00	990.23	0.00
	Ending cash balance		0.00		0.00

Portfolio Statement

1 DEC 23 - 31 DEC 23

Account Name UFCW TRI-STATE PEN-LOOMIS
Account number [REDACTED]

Page 248 of 270

◆ Cash Activity Detail

ZAR CASH - ZAR

Value Date Entry Date	Transaction Narrative	Local Receipt/ Disbursement	ZAR Balance	Base Receipt/ Disbursement	Balance
	Beginning cash balance		0.00		0.00
1 Dec 23 1 Dec 23	FOREIGN CURRENCY PURCHASED DEAL OF 28 NOV 23 ZAR/USD RATE 18.5892 WITH HSBC BANK USA, N.A.	1,285,053.30	1,285,053.30	69,129.03	69,129.03
1 Dec 23 1 Dec 23	FOREIGN CURRENCY PURCHASED DEAL OF 28 NOV 23 ZAR/USD RATE 18.657925 WITH HSBC BANK USA, N.A.	853,426.11	2,138,479.41	45,740.68	114,869.71
1 Dec 23 1 Dec 23	REALISED GAIN/LOSS ON FOREIGN EXCHANGE DEAL OF 28 NOV 23 ZAR/USD RATE 18.5892 WITH HSBC BANK USA, N.A.	0.00	2,138,479.41	- 1,316.19	113,553.52
1 Dec 23 1 Dec 23	REALISED GAIN/LOSS ON FOREIGN EXCHANGE DEAL OF 28 NOV 23 ZAR/USD RATE 18.657925 WITH HSBC BANK USA, N.A.	0.00	2,138,479.41	- 705.00	112,848.52
1 Dec 23 1 Dec 23	2A63J8U PURCHASE 1,500,000 SOUH AFRI8.875N35 T/D 28 NOV 23 S/D 1 DEC 23 SOUTH AFRICA(REPUBLIC OF) 8.875% 28/02/2035	- 1,285,053.30	853,426.11	- 68,646.01	44,202.51
1 Dec 23 1 Dec 23	2A63J8U PURCHASE 375,000 SOUH AFRI8.875N35 T/D 28 NOV 23 S/D 1 DEC 23 SOUTH AFRICA(REPUBLIC OF) 8.875% 28/02/2035	- 320,034.79	533,391.32	- 17,095.88	27,106.63
1 Dec 23 1 Dec 23	2A63J8U PURCHASE 625,000 SOUH AFRI8.875N35 T/D 28 NOV 23 S/D 1 DEC 23 SOUTH AFRICA(REPUBLIC OF) 8.875% 28/02/2035	- 533,391.32	0.00	- 28,493.13	- 1,386.50
31 Dec 23 4 Jan 24	CURRENCY REVALUATION (ZAR) REALISED GAIN/LOSS	0.00	0.00	1,386.50	0.00
	Ending cash balance		0.00		0.00

Portfolio Statement

1 DEC 23 - 31 DEC 23

Account Name UFCW TRI-STATE PEN-LOOMIS
Account number [REDACTED]

Page 249 of 270

◆ Cash Activity Detail U.S. DOLLARS - USD

Value Date Entry Date	Transaction Narrative	Local Receipt/ Disbursement	USD Balance	Base Receipt/ Disbursement	Balance
	Beginning cash balance		- 0.01		- 0.01
25 Oct 23 20 Dec 23	2A95XQU PAYDOWN 593.21 LEGACY M FRN/NOV59 T/D 24 OCT 23 S/D 25 OCT 23 PVTPL CMO LEGACY MTG ASSET TR SER-19-GS7 CL A1 VAR 06-25-2059 BEO	593.21	593.20	593.21	593.20
25 Oct 23 20 Dec 23	2A95XQU PAYDOWN 593.85 LEGACY M FRN/NOV59 T/D 24 OCT 23 S/D 25 OCT 23 CANCELLATION PVTPL CMO LEGACY MTG ASSET TR SER-19-GS7 CL A1 VAR 06-25-2059 BEO	- 593.85	- 0.65	- 593.85	- 0.65
1 Dec 23 1 Dec 23	FOREIGN CURRENCY SOLD DEAL OF 28 NOV 23 ZAR/USD RATE 18.5892 WITH HSBC BANK USA, N.A.	- 69,129.03	- 69,129.68	- 69,129.03	- 69,129.68
1 Dec 23 1 Dec 23	FOREIGN CURRENCY SOLD DEAL OF 28 NOV 23 ZAR/USD RATE 18.657925 WITH HSBC BANK USA, N.A.	- 45,740.68	- 114,870.36	- 45,740.68	- 114,870.36
1 Dec 23 4 Dec 23	FOREIGN CURRENCY SOLD DEAL OF 29 NOV 23 BRL/USD RATE 4.871324 WITH NORTHERN TRUST COMPANY, CHICAGO	- 105,303.62	- 220,173.98	- 105,303.62	- 220,173.98
1 Dec 23 1 Dec 23	FOREIGN CURRENCY SOLD DEAL OF 30 NOV 23 IDR/USD RATE 15,459.637022 WITH NORTHERN TRUST SINGAPORE	- 112,189.96	- 332,363.94	- 112,189.96	- 332,363.94
1 Dec 23 1 Dec 23	INCOME ON 10,000 MOTA SOLU5.6SNR RA DIV RATE 2.8 % XD 01/12/23 PD 01/12/23 MOTOROLA SOLUTIONS INC SR NT 5.6% 06-01-2032	280.00	- 332,083.94	280.00	- 332,083.94
1 Dec 23 1 Dec 23	INCOME ON 10,000 SEAGATE 4.0/JUN29/ DIV RATE 2.0455 % XD 01/12/23 PD 01/12/23 SEAGATE HDD CAYMAN 4.091% DUE 06-01-2029	204.55	- 331,879.39	204.55	- 331,879.39
1 Dec 23 1 Dec 23	INCOME ON 115,000 DISH DBS5.7528 DIV RATE 2.875 % XD 01/12/23 PD 01/12/23 PVTPLDISH DBS CORP SR SECD NT 5.75% 12-01-2028	3,306.25	- 328,573.14	3,306.25	- 328,573.14
1 Dec 23 1 Dec 23	INCOME ON 125,000 LIVO HEAL0.87525 DIV RATE 0.4375 % XD 01/12/23 PD 01/12/23 LIVONGO HEALTH INC SR NT CONV .875% DUE 06-01-2025 REG	546.88	- 328,026.26	546.88	- 328,026.26
1 Dec 23 1 Dec 23	INCOME ON 155,000 AVNET5.5BD32 DIV RATE 2.75 % XD 01/12/23 PD 01/12/23 AVNET INC 5.5% DUE 06-01-2032	4,262.50	- 323,763.76	4,262.50	- 323,763.76
1 Dec 23 1 Dec 23	INCOME ON 155,000 LITA MOTO3.87529 DIV RATE 1.9375 % XD 01/12/23 PD 01/12/23 LITHIA MTRS INC SR NT 144A 3.875% 06-01-2029	3,003.13	- 320,760.63	3,003.13	- 320,760.63
1 Dec 23 1 Dec 23	INCOME ON 160,000 TRAL LEIS4.5BD29 DIV RATE 2.25 % XD 01/12/23 PD 01/12/23 TRAVEL + LEISURE CO SR SECD NT 144A 4.5%12-01-2029	3,600.00	- 317,160.63	3,600.00	- 317,160.63
1 Dec 23 1 Dec 23	INCOME ON 2,464 CLARIVATE24 DIV RATE \$1.3125 PER SHARE XD 14/11/23 PD 01/12/23 CLARIVATE PLC	3,234.00	- 313,926.63	3,234.00	- 313,926.63

Portfolio Statement

1 DEC 23 - 31 DEC 23

Account Name UFCW TRI-STATE PEN-LOOMIS Account number [REDACTED]

Page 250 of 270

◆ Cash Activity Detail U.S. DOLLARS - USD

Value Date Entry Date	Transaction Narrative	Local Receipt/ Disbursement	USD Balance	Base Receipt/ Disbursement	Balance
1 Dec 23	INCOME ON 20,000 AUTONATIO4.7530 DIV RATE 2.375 % XD 01/12/23 PD	475.00	- 313,451.63	475.00	- 313,451.63
1 Dec 23	01/12/23 AUTONATION INC FIXED 4.75% DUE 06-01-2030				
1 Dec 23	INCOME ON 20,000 CCO HLDG5.37529 DIV RATE 2.6875 % XD 01/12/23 PD	537.50	- 312,914.13	537.50	- 312,914.13
1 Dec 23	01/12/23 PVTPL CCO HLDGS LLC/CCO HLDGS CAP CORP 5.375% 06-01-2029				
1 Dec 23	INCOME ON 200,000 CSC HLDG4.12530 DIV RATE 2.0625 % XD 01/12/23 PD	4,125.00	- 308,789.13	4,125.00	- 308,789.13
1 Dec 23	01/12/23 CSC HLDGS LLC 4.125% DUE 12-01-2030				
1 Dec 23	INCOME ON 250,000 DILLARDS 7% D 01/ DIV RATE 3.5 % XD 01/12/23 PD	8,750.00	- 300,039.13	8,750.00	- 300,039.13
1 Dec 23	01/12/23 DILLARDS INC 7% DUE 12-01-2028				
1 Dec 23	INCOME ON 295,000 DISH DBS5.12529 DIV RATE 2.5625 % XD 01/12/23 PD	7,559.38	- 292,479.75	7,559.38	- 292,479.75
1 Dec 23	01/12/23 DISH DBS CORP 5.125% DUE 06-01-2029				
1 Dec 23	INCOME ON 300,000 CDW LLCC3.56931 DIV RATE 1.7845 % XD 01/12/23 PD	5,353.50	- 287,126.25	5,353.50	- 287,126.25
1 Dec 23	01/12/23 CDW LLC/CDW FIN FIXED 3.569% DUE 12-01-2031				
1 Dec 23	INCOME ON 320,000 DISH DBS5.2526 DIV RATE 2.625 % XD 01/12/23 PD	8,400.00	- 278,726.25	8,400.00	- 278,726.25
1 Dec 23	01/12/23 PVTPL DISH DBS CORP SR SECD NT 5.25% 12-01-2026				
1 Dec 23	INCOME ON 325,000 DDR4.7B27 DIV RATE 2.35 % XD 01/12/23 PD 01/12/23	7,637.50	- 271,088.75	7,637.50	- 271,088.75
1 Dec 23	DDR CORP FIXED 4.7% DUE 06-01-2027				
1 Dec 23	INCOME ON 340,000 BAUSCH HEALTH COS DIV RATE 2.4375 % XD 01/12/23 PD	8,287.50	- 262,801.25	8,287.50	- 262,801.25
1 Dec 23	01/12/23 PVTPL BAUSCH HEALTH COS INC 4.875% DUE 06-01-2028 BEO				
1 Dec 23	INCOME ON 445,000 TELC HEAL1.2527 DIV RATE 0.625 % XD 01/12/23 PD	2,781.25	- 260,020.00	2,781.25	- 260,020.00
1 Dec 23	01/12/23 TELADOC HEALTH INC 1.25% DUE 06-01-2027				
1 Dec 23	INCOME ON 45,000 WOLFSPEED1.875CNV DIV RATE 0.9375 % XD 01/12/23 PD	421.88	- 259,598.12	421.88	- 259,598.12
1 Dec 23	01/12/23 #REORG/WOLFSPEED EXCHANGE WOLFSPEED 0003R2XBQ7 12-05-2023				
1 Dec 23	INCOME ON 5,000 CDW LLCC3.27628 DIV RATE 1.638 % XD 01/12/23 PD	81.90	- 259,516.22	81.90	- 259,516.22
1 Dec 23	01/12/23 CDW LLC/CDW FIN CORP 3.276% 12-01-2028				
1 Dec 23	INCOME ON 55,000 BLOCK3.5BD31 DIV RATE 1.75 % XD 01/12/23 PD 01/12/23	962.50	- 258,553.72	962.50	- 258,553.72
1 Dec 23	BLOCK INC SR NT 3.5% 06-01-2031				

Portfolio Statement

1 DEC 23 - 31 DEC 23

Account Name UFCW TRI-STATE PEN-LOOMIS Account number [REDACTED]

Page 251 of 270

◆ Cash Activity Detail U.S. DOLLARS - USD

Value Date Entry Date	Transaction Narrative	Local Receipt/ Disbursement	USD Balance	Base Receipt/ Disbursement	Balance
1 Dec 23	INCOME ON 65,000 AIR LEAS3.12530 DIV RATE 1.5625 % XD 01/12/23 PD	1,015.63	- 257,538.09	1,015.63	- 257,538.09
1 Dec 23	01/12/23 AIR LEASE CORP 3.125% DUE 11-20-2030 BEO				
1 Dec 23	INCOME ON 65,000 JBS USA3.75BD31 DIV RATE 1.8763887 % XD 01/12/23 PD	1,219.65	- 256,318.44	1,219.65	- 256,318.44
1 Dec 23	01/12/23 JBS USA/FOOD/FINANCE 3.75% 12-01-2031				
1 Dec 23	INCOME ON 7,650 SEAGATE 9.6/DEC32/ DIV RATE 4.8125 % XD 01/12/23 PD	368.16	- 255,950.28	368.16	- 255,950.28
1 Dec 23	01/12/23 #REORG/SEAGATE HDD EXCHANGE SEAGATE HDD 0004C1QAWV 12-13-2023				
1 Dec 23	INCOME ON 70,000 PACC GAS&3.2531 DIV RATE 1.625 % XD 01/12/23 PD	1,137.50	- 254,812.78	1,137.50	- 254,812.78
1 Dec 23	01/12/23 PACIFIC GAS & ELEC CO 3.25% DUE 06-01-2031 REG				
1 Dec 23	INCOME ON 75,000 HILN GRAN529 DIV RATE 2.5 % XD 01/12/23 PD 01/12/23	1,875.00	- 252,937.78	1,875.00	- 252,937.78
1 Dec 23	PVTPL HILTON GRAND VACATIONS BORROWER ESCROW L SR NT 5.0% 06-01-2029				
1 Dec 23	INCOME ON 75,000 VICI PPTY4.2526 DIV RATE 2.125 % XD 01/12/23 PD	1,593.75	- 251,344.03	1,593.75	- 251,344.03
1 Dec 23	01/12/23 PVTPL VICI PPTYS /NT 4.25% DUE 12-01-2026				
1 Dec 23	INCOME ON 80,000 ATI5.875BD27 DIV RATE 2.9375 % XD 01/12/23 PD	2,350.00	- 248,994.03	2,350.00	- 248,994.03
1 Dec 23	01/12/23 ALLEGY 5.875% DUE 12-01-2027				
1 Dec 23	INCOME ON 80,000 ENLK MIDS5.45B47 DIV RATE 2.725 % XD 01/12/23 PD	2,180.00	- 246,814.03	2,180.00	- 246,814.03
1 Dec 23	01/12/23 ENLINK MIDSTREAM 5.45% DUE 06-01-2047				
1 Dec 23	INCOME ON 800,000 CSC HLDG4.62530 DIV RATE 2.3125 % XD 01/12/23 PD	18,500.00	- 228,314.03	18,500.00	- 228,314.03
1 Dec 23	01/12/23 PVTPL CSC HLDGS LLC 4.625% 12-01-2030				
1 Dec 23	INCOME ON 85,000 HCA5.508BD33 DIV RATE 3.1625 % XD 01/12/23 PD	2,688.13	- 225,625.90	2,688.13	- 225,625.90
1 Dec 23	01/12/23 HCA INC 5.5% DUE 06-01-2033				
1 Dec 23	6AXKXJU SALE 5,000 BEAY HEAL1.2526 T/D 29 NOV 23 S/D 1 DEC 23	3,310.41	- 222,315.49	3,310.41	- 222,315.49
1 Dec 23	PVTPL THE BEAUTY HEALTH CO 1.25% 10-01-2026				
1 Dec 23	7AX1SMU SALE 214,674.82 NT COLTV SHORT T/D 1 DEC 23 S/D 1 DEC 23	214,674.82	- 7,640.67	214,674.82	- 7,640.67
1 Dec 23	NT COLLECTIVE SHORT TERM INVT FD				
1 Dec 23	7AY4M0U SALE 10,000 SNAP0CNV BD27 T/D 29 NOV 23 S/D 1 DEC 23	7,640.00	- 0.67	7,640.00	- 0.67
1 Dec 23	SNAP INC SR NT CONV 0% 05-01-2027				
4 Dec 23	6AXKXJU SALE 5,000 BEAY HEAL1.2526 T/D 30 NOV 23 S/D 4 DEC 23	3,410.94	3,410.27	3,410.94	3,410.27
4 Dec 23	PVTPL THE BEAUTY HEALTH CO 1.25% 10-01-2026				

Portfolio Statement

1 DEC 23 - 31 DEC 23

Account Name UFCW TRI-STATE PEN-LOOMIS
Account number [REDACTED]

◆ Cash Activity Detail U.S. DOLLARS - USD

Page 252 of 270

Value Date Entry Date	Transaction Narrative	Local Receipt/ Disbursement	USD Balance	Base Receipt/ Disbursement	Balance
4 Dec 23	6AXKXJU SALE 5,000 BEAY HEAL1.2526 T/D 30 NOV 23 S/D 4 DEC 23	3,373.44	6,783.71	3,373.44	6,783.71
4 Dec 23	PVTPL THE BEAUTY HEALTH CO 1.25% 10-01-2026				
4 Dec 23	7AX1SMU PURCHASE 11,203.8 NT COLTV SHORT T/D 4 DEC 23 S/D 4 DEC 23	- 11,203.80	- 4,420.09	- 11,203.80	- 4,420.09
4 Dec 23	NT COLLECTIVE SHORT TERM INVT FD				
4 Dec 23	8AXA63U SALE 5,000 OAKE SPEC2.727 T/D 30 NOV 23 S/D 4 DEC 23	4,419.42	- 0.67	4,419.42	- 0.67
4 Dec 23	OAKTREE SPECIALTY LENDING CORP 2.7% DUE 01-15-2027 BEO				
5 Dec 23	IBA INTEREST FOR MONTH ENDING 30 NOV 23 EUR 0.01 AT RATE 0.9178000	0.01	- 0.66	0.01	- 0.66
5 Dec 23					
5 Dec 23	IBA INTEREST FOR MONTH ENDING 30 NOV 23 MXN 184.37 AT RATE 17.3498000	10.63	9.97	10.63	9.97
5 Dec 23					
5 Dec 23	INCOME ON 100,000 APPLEBEE 7.8/MAR53 DIV RATE 1.956 % XD 05/12/23 PD	1,956.00	1,965.97	1,956.00	1,965.97
5 Dec 23	05/12/23				
5 Dec 23	APPLEBEES FDG LLC 7.824% DUE 03-05-2053				
5 Dec 23	INCOME ON 72,187.5 PLAT FITN3.85849 DIV RATE 0.9645 % XD 05/12/23 PD	696.25	2,662.22	696.25	2,662.22
5 Dec 23	05/12/23				
5 Dec 23	PVTPL PLANET FITNESS MASTER ISSUER L 2019-1 SR SECD NT CL A-2 144A 3.858				
5 Dec 23	NORTHERN TRUST SWEEP FEE	- 92.45	2,569.77	- 92.45	2,569.77
5 Dec 23					
5 Dec 23	NT COLLECTIVE SHORT TERM INVT FD INCOME RECEIVED	3,480.76	6,050.53	3,480.76	6,050.53
5 Dec 23	NT COLLECTIVE SHORT TERM INVT FD				
5 Dec 23	4A9ETVU SALE 200,000 STANDARD 4.6/APR31 T/D 1 DEC 23 S/D 5 DEC 23	185,009.20	191,059.73	185,009.20	191,059.73
5 Dec 23	PVTPL STANDARD CHARTERED PLC 4.644% 04-01-2031				
5 Dec 23	6AXKXJU SALE 5,000 BEAY HEAL1.2526 T/D 1 DEC 23 S/D 5 DEC 23	3,498.61	194,558.34	3,498.61	194,558.34
5 Dec 23	PVTPL THE BEAUTY HEALTH CO 1.25% 10-01-2026				
5 Dec 23	6AXVFEU SALE 30,000 HERS CAPI3.37527 T/D 1 DEC 23 S/D 5 DEC 23	27,201.79	221,760.13	27,201.79	221,760.13
5 Dec 23	HERCULES CAP INC SR NT 3.375% 01-20-2027				
5 Dec 23	6A9677U PAYDOWN 187.5 PLAT FITN3.85849 T/D 1 DEC 23 S/D 5 DEC 23	187.50	221,947.63	187.50	221,947.63
5 Dec 23	PVTPL PLANET FITNESS MASTER ISSUER L 2019-1 SR SECD NT CL A-2 144A 3.858				
5 Dec 23	7AX1SMU PURCHASE 221,948.3 NT COLTV SHORT T/D 5 DEC 23 S/D 5 DEC 23	- 221,948.30	- 0.67	- 221,948.30	- 0.67
5 Dec 23	NT COLLECTIVE SHORT TERM INVT FD				
7 Dec 23	FOREIGN CURRENCY PURCHASED DEAL OF 6 DEC 23 USD/EUR RATE 1.077837 WITH	3.72	3.05	3.72	3.05
7 Dec 23	NORTHERN TRUST COMPANY, CHICAGO				

Portfolio Statement

1 DEC 23 - 31 DEC 23

Account number XXXXXXXXXX
Account Name UFCW TRI-STATE PEN-LOOMIS

◆ Cash Activity Detail U.S. DOLLARS - USD

Page 253 of 270

Value Date Entry Date	Transaction Narrative	Local Receipt/ Disbursement	USD Balance	Base Receipt/ Disbursement	Balance
7 Dec 23	INCOME ON 105,000 GS MTG S FRN/MAR53 DIV RATE 0.2957917 % XD 01/12/23	310.58	313.63	310.58	313.63
7 Dec 23	PD 07/12/23 PVTPL CMO GS MTG SECS CORP TR 2013-PEMB COML MTG CTF CL C 144A VAR RT 03-05-2033				
7 Dec 23	1AY7VZU SALE 20,000 PACC GASE5.45MTG B T/D 5 DEC 23 S/D 7 DEC 23	20,406.18	20,719.81	20,406.18	20,719.81
7 Dec 23	PACIFIC GAS & ELEC CO 5.45% DUE 06-15-2027/06-08-2022 BEO				
7 Dec 23	1AZEAJU PURCHASE 375,000 US DEPA0TB24 T/D 6 DEC 23 S/D 7 DEC 23	- 365,232.67	- 344,512.86	- 365,232.67	- 344,512.86
7 Dec 23	UNITED STATES OF AMER TREAS BILLS 0% T-BILL 06-06-2024				
7 Dec 23	2A7BERU SALE 325,000 DDR4.7B27 T/D 5 DEC 23 S/D 7 DEC 23	316,177.33	- 28,335.53	316,177.33	- 28,335.53
7 Dec 23	DDR CORP FIXED 4.7% DUE 06-01-2027				
7 Dec 23	4AXSSWU PURCHASE 10,000 CHEE ENER431 T/D 5 DEC 23 S/D 7 DEC 23	- 9,011.67	- 37,347.20	- 9,011.67	- 37,347.20
7 Dec 23	CHENIERE ENERGY FIXED 4% DUE 03-01-2031				
7 Dec 23	6A6PWNJ SALE 60,000 CITIGROUP4.125B28 T/D 5 DEC 23 S/D 7 DEC 23	57,507.90	20,160.70	57,507.90	20,160.70
7 Dec 23	CITIGROUP INC 4.125% DUE 07-25-2028				
7 Dec 23	6A7EPHU SALE 155,000 AERP IREL3.65B27 T/D 5 DEC 23 S/D 7 DEC 23	146,905.73	167,066.43	146,905.73	167,066.43
7 Dec 23	AERCAP IRELAND CAP 3.65% DUE 07-21-2027				
7 Dec 23	6A97DSU SALE 75,000 VICI PPTY4.2526 T/D 5 DEC 23 S/D 7 DEC 23	71,279.88	238,346.31	71,279.88	238,346.31
7 Dec 23	PVTPL VICI PPTYS /NT 4.25% DUE 12-01-2026				
7 Dec 23	7AX1SMU SALE 46,891.71 NT COLTV SHORT T/D 7 DEC 23 S/D 7 DEC 23	46,891.71	285,238.02	46,891.71	285,238.02
7 Dec 23	NT COLLECTIVE SHORT TERM INVT FD				
7 Dec 23	7A99WJU SALE 220,000 SANR HUSA3.24426 T/D 5 DEC 23 S/D 7 DEC 23	205,320.92	490,558.94	205,320.92	490,558.94
7 Dec 23	SANTANDER HLDGS USA INC 3.244% DUE 10-05-2026 REG				
7 Dec 23	8AX1ZBU SALE 30,000 AVIN CAPI1.9526 T/D 5 DEC 23 S/D 7 DEC 23	27,679.18	518,238.12	27,679.18	518,238.12
7 Dec 23	AVIATION CAP GROUP 1.95% DUE 01-30-2026				
7 Dec 23	8AZBF0U PURCHASE 315,000 US DEPA4.75BD53 T/D 5 DEC 23 S/D 7 DEC 23	- 339,012.53	179,225.59	- 339,012.53	179,225.59
7 Dec 23	UNITED STATES TREAS BDS DTD 00300 4.75% 11-15-2053				
8 Dec 23	FOREIGN CURRENCY PURCHASED DEAL OF 7 DEC 23 USD/MXN RATE 17.455438	6,556.57	185,782.16	6,556.57	185,782.16
8 Dec 23	WITH NORTHERN TRUST COMPANY, CHICAGO				
8 Dec 23	4AZ5Q6U PURCHASE 180,000 US DEPA4.375TB43 T/D 5 DEC 23 S/D 7 DEC 23	- 179,226.26	6,555.90	- 179,226.26	6,555.90
8 Dec 23	UNITED STATES TREAS BDS 4.5% 08-15-2043				
8 Dec 23	7AX1SMU PURCHASE 6,556.57 NT COLTV SHORT T/D 8 DEC 23 S/D 8 DEC 23	- 6,556.57	- 0.67	- 6,556.57	- 0.67
8 Dec 23	NT COLLECTIVE SHORT TERM INVT FD				
11 Dec 23	INCOME ON 147,586.35 CVS LEAS4.163B36 DIV RATE 0.3469167 % XD 10/12/23	512.00	511.33	512.00	511.33
11 Dec 23	PD 10/12/23 PVTPL CVS LEASE BACKED PASS THRU SER 2014 TR PASSTHRU CTF 4.163 08-11-2036				

Portfolio Statement

1 DEC 23 - 31 DEC 23

Account Name UFCW TRI-STATE PEN-LOOMIS Account number [REDACTED]

Page 254 of 270

◆ Cash Activity Detail U.S. DOLLARS - USD

Value Date Entry Date	Transaction Narrative	Local Receipt/ Disbursement	USD Balance	Base Receipt/ Disbursement	Balance
11 Dec 23 11 Dec 23	INCOME ON 185,000 OWL ROCK2.87528 DIV RATE 1.4375 % XD 11/12/23 PD OWL ROCK CAP CORP 2.875% 06-11-2028	2,659.38	3,170.71	2,659.38	3,170.71
11 Dec 23 11 Dec 23	6AXKXJU SALE 5,000 BEAY HEAL1.2526 T/D 7 DEC 23 S/D 11 DEC 23 PVTPL THE BEAUTY HEALTH CO 1.25% 10-01-2026	3,574.65	6,745.36	3,574.65	6,745.36
11 Dec 23 11 Dec 23	6A5DYGU PAYDOWN 732.79 CVS LEAS4.163B36 T/D 1 DEC 23 S/D 11 DEC 23 PVTPL CVS LEASE BACKED PASS THRU SER 2014 TR PASSTHRU CTF 4.163 08-11-2036	732.79	7,478.15	732.79	7,478.15
11 Dec 23 11 Dec 23	7AX1SMU PURCHASE 7,478.82 NT COLTV SHORT T/D 11 DEC 23 S/D 11 DEC 23 NT COLLECTIVE SHORT TERM INVT FD	- 7,478.82	- 0.67	- 7,478.82	- 0.67
12 Dec 23 22 Dec 23	CLASS ACTION 1 TEVA PHARMA IND ADR(CNV 1 ORD ILS0.10) ADR TEVA PHARMACEUTICAL INDS	10,814.88	10,814.21	10,814.88	10,814.21
12 Dec 23 12 Dec 23	INCOME ON 19,597.93 COML MORT MB44 DIV RATE 0.4111667 % XD 01/12/23 PD 12/12/23 CMO COMM 2012-LC4 MTG TR CTF CL B DUE 12-10-2044 REG	80.58	10,894.79	80.58	10,894.79
12 Dec 23 12 Dec 23	INCOME ON 60,000 GS MORT MB44 DIV RATE 0.4294264 % XD 01/12/23 PD 12/12/23 CMO GS MTG SECS TR 2011-GC5 MTG PASS THRU CTF CL D 144A DUE 08-10-2044 BEO	257.66	11,152.45	257.66	11,152.45
12 Dec 23 12 Dec 23	INCOME ON 75,000 GS MORT4.88547 DIV RATE 0.4070833 % XD 01/12/23 PD 12/12/23 CMO GS MTG SECS TR 2014-GC18 COML MTG PASS THRU CTF CL B 4.885 DUE 01-10-2047	305.31	11,457.76	305.31	11,457.76
12 Dec 23 12 Dec 23	2A3AXFU PAYDOWN 254.97 COML MORT MB44 T/D 1 DEC 23 S/D 12 DEC 23 CMO COMM 2012-LC4 MTG TR CTF CL B DUE 12-10-2044 REG	254.97	11,712.73	254.97	11,712.73
12 Dec 23 12 Dec 23	3RD PARTY FX CHARGES FOR NOV 2023	- 150.00	11,562.73	- 150.00	11,562.73
12 Dec 23 12 Dec 23	6AXKXJU SALE 5,000 BEAY HEAL1.2526 T/D 8 DEC 23 S/D 12 DEC 23 PVTPL THE BEAUTY HEALTH CO 1.25% 10-01-2026	3,582.17	15,144.90	3,582.17	15,144.90
12 Dec 23 12 Dec 23	6AXKXJU SALE 5,000 BEAY HEAL1.2526 T/D 8 DEC 23 S/D 12 DEC 23 PVTPL THE BEAUTY HEALTH CO 1.25% 10-01-2026	3,624.83	18,769.73	3,624.83	18,769.73
12 Dec 23 12 Dec 23	7AX1SMU PURCHASE 7,912.83 NT COLTV SHORT T/D 12 DEC 23 S/D 12 DEC 23 NT COLLECTIVE SHORT TERM INVT FD	- 7,912.83	10,856.90	- 7,912.83	10,856.90
13 Dec 23 13 Dec 23	DEL/REC FEES FOR NOV 2023	- 42.69	10,814.21	- 42.69	10,814.21
13 Dec 23 13 Dec 23	7AX1SMU PURCHASE 10,814.88 NT COLTV SHORT T/D 13 DEC 23 S/D 13 DEC 23 NT COLLECTIVE SHORT TERM INVT FD	- 10,814.88	- 0.67	- 10,814.88	- 0.67

Portfolio Statement

1 DEC 23 - 31 DEC 23

Account Name UFCW TRI-STATE PEN-LOOMIS
Account number [REDACTED]

◆ Cash Activity Detail U.S. DOLLARS - USD

Page 255 of 270

Value Date Entry Date	Transaction Narrative	Local Receipt/ Disbursement	USD Balance	Base Receipt/ Disbursement	Balance
14 Dec 23 14 Dec 23	0AZDY8U PURCHASE 135,000 SUMMIT MATLS LLC / T/D 30 NOV 23 S/D 14 DEC 23 SUMMIT MATLS LLC / 7.25% DUE 01-15-2031	- 135,000.00	- 135,000.67	- 135,000.00	- 135,000.67
14 Dec 23 14 Dec 23	6AXKXJU SALE 45,000 BEAY HEAL1.2526 T/D 12 DEC 23 S/D 14 DEC 23 PVTPL THE BEAUTY HEALTH CO 1.25% 10-01-2026	33,076.57	- 101,924.10	33,076.57	- 101,924.10
14 Dec 23 14 Dec 23	7AX1SMU SALE 137,834.84 NT COLTV SHORT T/D 14 DEC 23 S/D 14 DEC 23 NT COLLECTIVE SHORT TERM INVT FD	137,834.84	35,910.74	137,834.84	35,910.74
15 Dec 23 15 Dec 23	INCOME ON 1,595.55 COMM 20123.416B45 DIV RATE 0.2846667 % XD 01/12/23 PD 15/12/23 COMM 2012-CCRE3 3.416% DUE 10-15-2045	4.54	35,915.28	4.54	35,915.28
15 Dec 23 15 Dec 23	INCOME ON 10,000 NAVIENT 6.7/JUN26/ DIV RATE 3.375 % XD 15/12/23 PD 15/12/23 NAVIENT CORP 6.75% 06-15-2026	337.50	36,252.78	337.50	36,252.78
15 Dec 23 15 Dec 23	INCOME ON 100,000 COREVEST FRN/AUG49 DIV RATE 0.3821678 % XD 01/12/23 PD 15/12/23 COREVEST AMERN FIN VAR RT 4.58601% DUE 05-15-2052	382.17	36,634.95	382.17	36,634.95
15 Dec 23 15 Dec 23	INCOME ON 100,000 COREVEST 3.2/APR53 DIV RATE 0.2705833 % XD 01/12/23 PD 15/12/23 COREVEST AMERN FIN 3.247% DUE 04-15-2053	270.58	36,905.53	270.58	36,905.53
15 Dec 23 15 Dec 23	INCOME ON 105,000 BANK 20212.45731 DIV RATE 0.20475 % XD 01/12/23 PD 15/12/23 BANK 2021-BNK35 FLTG RT 2.457% DUE 06-15-2064	214.99	37,120.52	214.99	37,120.52
15 Dec 23 15 Dec 23	INCOME ON 110,000 PEMEX PRO6.625%B35 DIV RATE 3.3125 % XD 15/12/23 PD 15/12/23 PEMEX PROJ FDG MASTER TR GTD BD 6.625% DUE 06-15-2035 REG	3,643.75	40,764.27	3,643.75	40,764.27
15 Dec 23 15 Dec 23	INCOME ON 120,000 NRG ENER4.4529 DIV RATE 2.225 % XD 15/12/23 PD 15/12/23 NRG ENERGY INC 4.45% DUE 06-15-2029	2,670.00	43,434.27	2,670.00	43,434.27
15 Dec 23 15 Dec 23	INCOME ON 127 WELS FARG7.5 DIV RATE \$18.75 PER SHARE XD 29/11/23 PD 15/12/23 WELLS FARGO & CO NEW PERP PFD CONV CL A 7.5%	2,381.25	45,815.52	2,381.25	45,815.52
15 Dec 23 15 Dec 23	INCOME ON 140,772.92 KESTREL 4.2/DEC38/ DIV RATE 0.3541667 % XD 15/12/23 PD 15/12/23 PVTPL KESTREL AIRCRAFT FDG LTD/KESTREL AIRCR NT SER 2018 A 4.25 12-15-2038	498.57	46,314.09	498.57	46,314.09

Portfolio Statement

1 DEC 23 - 31 DEC 23

Account number XXXXXXXXXX
Account Name UFCW TRI-STATE PEN-LOOMIS

Page 256 of 270

◆ Cash Activity Detail U.S. DOLLARS - USD

Value Date Entry Date	Transaction Narrative	Local Receipt/ Disbursement	USD Balance	Base Receipt/ Disbursement	Balance
15 Dec 23	INCOME ON 15,000 WF-RBS C 4.3/MAY47 DIV RATE 0.3648333 % XD 01/12/23	54.73	46,368.82	54.73	46,368.82
15 Dec 23	PD 15/12/23 CMO WFRBS COML MTG TR 2014-C20 MTG PASS THRU CTF CL B 4.378% DUE 05-15-2047 REG				
15 Dec 23	INCOME ON 150,000 AIR LEASE CORP 4.6 DIV RATE 1.1625 % XD 15/12/23 PD	1,743.75	48,112.57	1,743.75	48,112.57
15 Dec 23	15/12/23 AIR LEASE CORP FXD-RATE RESET NON CUM PERP 4.65% 12-31-2049				
15 Dec 23	INCOME ON 20,000 BPR TRUS 9.0/DEC38 DIV RATE 0.7538333 % XD 15/12/23	150.77	48,263.34	150.77	48,263.34
15 Dec 23	PD 15/12/23 BPR TR 2021-NRD FLTGT RT 9.085% DUE 12-15-2038				
15 Dec 23	INCOME ON 20,000 EXETER A 6.6/APR29 DIV RATE 0.5566667 % XD 15/12/23	111.33	48,374.67	111.33	48,374.67
15 Dec 23	PD 15/12/23 EXETER AUTOMOBILE 6.68% DUE 04-16-2029				
15 Dec 23	INCOME ON 20,000 MORGAN S FRN/OCT46 DIV RATE 0.6193073 % XD 01/12/23	123.86	48,498.53	123.86	48,498.53
15 Dec 23	PD 15/12/23 MORGAN STANLEY BK FLTGT RT 7.43166% DUE 10-15-2046				
15 Dec 23	INCOME ON 20,000 WFRBS FRN/NOV47/US DIV RATE 0.3503333 % XD 01/12/23	70.07	48,568.60	70.07	48,568.60
15 Dec 23	PD 15/12/23 WFRBS COML MTG TR FLTGT RT 4.204% DUE 11-15-2047				
15 Dec 23	INCOME ON 200,000 AGILE GROUP HOLDIN DIV RATE 2.75 % XD 17/11/23 PD	5,500.00	54,068.60	5,500.00	54,068.60
18 Dec 23	17/11/23 AGILE GROUP HLDG 5.5% 17/05/2026				
15 Dec 23	INCOME ON 205,000 JPMBB CO FRN/AUG46 DIV RATE 0.3458714 % XD 01/12/23	709.04	54,777.64	709.04	54,777.64
15 Dec 23	PD 15/12/23 JPMBB COML MTG 4.7124 DUE 08-15-2046				
15 Dec 23	INCOME ON 21,571.03 WELLS FA 3.7/DEC45 DIV RATE 0.312 % XD 01/12/23 PD	67.30	54,844.94	67.30	54,844.94
15 Dec 23	15/12/23 CMO WF-RBS COMMERCIAL MORTGAGE TRUST 2012-C10 B 3.744% 12-15-2045				
15 Dec 23	INCOME ON 25,000 BPR TRUS FRN/DEC38 DIV RATE 0.6205833 % XD 15/12/23	155.15	55,000.09	155.15	55,000.09
15 Dec 23	PD 15/12/23 BPR TR 2021-NRD FLTGT RT 7.486% DUE 12-15-2038				
15 Dec 23	INCOME ON 25,000 NETFLIX5.37529 DIV RATE 2.6875 % XD 15/12/23 PD	671.88	55,671.97	671.88	55,671.97
15 Dec 23	15/12/23 PVTPL NETFLIX INC FIXED 5.375% 11-15-2029 BEO				
15 Dec 23	INCOME ON 30,000 BPR TRUS FRN/DEC38 DIV RATE 0.6455833 % XD 15/12/23	193.68	55,865.65	193.68	55,865.65
15 Dec 23	PD 15/12/23 BPR TR 2021-NRD FLTGT RT 7.786% DUE 12-15-2038				

Portfolio Statement

1 DEC 23 - 31 DEC 23

Account Name UFCW TRI-STATE PEN-LOOMIS
Account number [REDACTED]

◆ Cash Activity Detail U.S. DOLLARS - USD

Page 257 of 270

Value Date Entry Date	Transaction Narrative	Local Receipt/ Disbursement	USD Balance	Base Receipt/ Disbursement	Balance
15 Dec 23	INCOME ON 30,000 GLS AUTO 6.3/JAN52 DIV RATE 0.5258333 % XD 15/12/23	157.75	56,023.40	157.75	56,023.40
15 Dec 23	PD 15/12/23 GLS AUTO RECEIVABLES ISSUER TR AUTO RECEIVABLES-BKD NTS CL 6.31% 03-15-2029				
15 Dec 23	INCOME ON 310,000 NETFLIX4.87530 DIV RATE 2.4375 % XD 15/12/23 PD	7,556.25	63,579.65	7,556.25	63,579.65
15 Dec 23	15/12/23 PVTPL NETFLIX INC 4.875% DUE 06-15-2030/10-25-2019 BEO				
15 Dec 23	INCOME ON 320,000 HCA4.12529 DIV RATE 2.0625 % XD 15/12/23 PD 15/12/23	6,600.00	70,179.65	6,600.00	70,179.65
15 Dec 23	HCA INC 4.125% 06-15-2029				
15 Dec 23	INCOME ON 35,000 MOLA HEAL4.37528 DIV RATE 2.1875 % XD 15/12/23 PD	765.63	70,945.28	765.63	70,945.28
15 Dec 23	15/12/23 MOLINA HEALTHCARE 4.375% DUE 06-15-2028				
15 Dec 23	INCOME ON 40,000 EXETER A 6.3/AUG29 DIV RATE 0.5266667 % XD 15/12/23	210.67	71,155.95	210.67	71,155.95
15 Dec 23	PD 15/12/23 EXETER AUTOMOBILE RECEIVABLES TR 2023-2 SER 23-2A CLS D 6.32% 08-15-2029				
15 Dec 23	INCOME ON 40,000 WF-RBS C FRN/AUG46 DIV RATE 0.3503333 % XD 01/12/23	140.13	71,296.08	140.13	71,296.08
15 Dec 23	PD 15/12/23 WFRBS COML MTG TR 2013-C15 MTG PASS THRUCTF CL B 4.20401% 08-15-2046				
15 Dec 23	INCOME ON 40,000 WFRS COME4.63596MB DIV RATE 0.3503339 % XD 01/12/23	140.13	71,436.21	140.13	71,436.21
15 Dec 23	PD 15/12/23 WFRBS COML MTG TR 4.48574 DUE 08-15-2046				
15 Dec 23	INCOME ON 45,000 JP MORG3.958246 DIV RATE 0.32985 % XD 01/12/23 PD	148.43	71,584.64	148.43	71,584.64
15 Dec 23	15/12/23 CMO J P MORGAN CHASE COML MTG SECS TR 2013-L CL C 3.958 DUE 04-15-2046 REG				
15 Dec 23	INCOME ON 45,000 PRESTIGE 8.0/AUG28 DIV RATE 0.6733333 % XD 15/12/23	303.00	71,887.64	303.00	71,887.64
15 Dec 23	PD 15/12/23 PRESTIGE AUTO RECEIVABLES TR 2022-1 NT CL D 144A 8.08% 08-15-2028				
15 Dec 23	INCOME ON 55,000 CENE CORP4.62529 DIV RATE 2.3125 % XD 15/12/23 PD	1,271.88	73,159.52	1,271.88	73,159.52
15 Dec 23	15/12/23 CENTENE CORP DEL FIXED 4.625% 12-15-2029				
15 Dec 23	INCOME ON 55,000 ETSY0.25CNV BD28 DIV RATE 0.125 % XD 15/12/23 PD	68.75	73,228.27	68.75	73,228.27
15 Dec 23	15/12/23 ETSY INC SR NT CONV .25% 06-15-2028				
15 Dec 23	INCOME ON 60,000 GARTNER3.62529 DIV RATE 1.8125 % XD 15/12/23 PD	1,087.50	74,315.77	1,087.50	74,315.77
15 Dec 23	15/12/23 PVTPL GARTNER INC 3.625% DUE 06-15-2029 BEO				

Portfolio Statement

1 DEC 23 - 31 DEC 23

Account Name UFCW TRI-STATE PEN-LOOMIS
Account number [REDACTED]

Page 258 of 270

◆ Cash Activity Detail U.S. DOLLARS - USD

Value Date Entry Date	Transaction Narrative	Local Receipt/ Disbursement	USD Balance	Base Receipt/ Disbursement	Balance
15 Dec 23 15 Dec 23	INCOME ON 60,000 MART OWNE4.529 DIV RATE 2.25 % XD 15/12/23 PD PVTPL MARRIOTT OWNERSHIP RESORTS INC 4.5% DUE 06-15-2029	1,350.00	75,665.77	1,350.00	75,665.77
15 Dec 23 15 Dec 23	INCOME ON 64,374.62 BRITISH AWYS PASS DIV RATE 0.8375 % XD 15/12/23 PD PVTPL BRITISH AWYS PASS THRU CTFS 3.35% 12-15-2030 BEO	539.14	76,204.91	539.14	76,204.91
15 Dec 23 15 Dec 23	INCOME ON 75,000 WELLS FA FRN/NOV59 DIV RATE 0.3059167 % XD 01/12/23 PD 15/12/23 WELLS FARGO COML MTG TR 2016-C36 MTG PASSTHRU CTF CL B 3.671% 11-15-2059	229.44	76,434.35	229.44	76,434.35
15 Dec 23 15 Dec 23	INCOME ON 80,000 MARRIOTT4.62530 DIV RATE 2.3125 % XD 15/12/23 PD MARRIOTT INTL INC NEW 4.625% DUE 06-15-2030 REG	1,850.00	78,284.35	1,850.00	78,284.35
15 Dec 23 15 Dec 23	INCOME ON 90,000 HUB7.25BD30 DIV RATE 3.5243055 % XD 15/12/23 PD HUB INTL LTD 7.25% DUE 06-15-2030	3,171.88	81,456.23	3,171.88	81,456.23
15 Dec 23 15 Dec 23	INCOME ON 90,000 LAMR MEDI430 DIV RATE 2 % XD 15/12/23 PD 15/12/23 LAMAR MEDIA CORP 4.0% 02-15-2030	1,800.00	83,256.23	1,800.00	83,256.23
15 Dec 23 15 Dec 23	SEC LENDING FEES FROM CORPORATE SECURITIES FOR THE MONTH OF NOVEMBER 2023	- 0.35	83,255.88	- 0.35	83,255.88
15 Dec 23 15 Dec 23	SEC LENDING FEES FROM GLOBAL FIXED FOR THE MONTH OF NOVEMBER 2023	- 333.88	82,922.00	- 333.88	82,922.00
15 Dec 23 15 Dec 23	SEC LENDING FEES FROM GOVERNMENT SECURITIES FOR THE MONTH OF NOVEMBER 2023	- 2,223.03	80,698.97	- 2,223.03	80,698.97
15 Dec 23 15 Dec 23	SEC LENDING INCOME FROM CORPORATE SECURITIES FOR THE MONTH OF NOVEMBER 2023	0.88	80,699.85	0.88	80,699.85
15 Dec 23 15 Dec 23	SEC LENDING INCOME FROM GLOBAL FIXED FOR THE MONTH OF NOVEMBER 2023	835.57	81,535.42	835.57	81,535.42
15 Dec 23 15 Dec 23	SEC LENDING INCOME FROM GOVERNMENT SECURITIES FOR THE MONTH OF NOVEMBER 2023	5,563.89	87,099.31	5,563.89	87,099.31
15 Dec 23 15 Dec 23	0A4H99U PAYDOWN 20,682.73 JPMBB CO FRN/AUG46 T/D 1 DEC 23 S/D 15 DEC 23 JPMBB COML MTG 4.7124 DUE 08-15-2046	20,682.73	107,782.04	20,682.73	107,782.04
15 Dec 23 15 Dec 23	0A8TB9U PAYDOWN 2,798.9 BRITISH AWYS PASS T/D 1 DEC 23 S/D 15 DEC 23 PVTPL BRITISH AWYS PASS THRU CTFS 3.35% 12-15-2030 BEO	2,798.90	110,580.94	2,798.90	110,580.94
15 Dec 23 15 Dec 23	7AX1SMU PURCHASE 107,825.24 NT COLTV SHORT T/D 15 DEC 23 S/D 15 DEC 23 NT COLLECTIVE SHORT TERM INVT FD	- 107,825.24	2,755.70	- 107,825.24	2,755.70

Portfolio Statement

1 DEC 23 - 31 DEC 23

Account number XXXXXXXXXX
Account Name UFCW TRI-STATE PEN-LOOMIS

Page 259 of 270

◆ Cash Activity Detail U.S. DOLLARS - USD

Value Date Entry Date	Transaction Narrative	Local Receipt/ Disbursement	USD Balance	Base Receipt/ Disbursement	Balance
15 Dec 23 15 Dec 23	7A8EVJU PAYDOWN 3,638.52 KESTREL 4.2/DEC38/ T/D 8 DEC 23 S/D 15 DEC 23 PVTPL KESTREL AIRCRAFT FDG LTD/KESTREL AIRCR NT SER 2018 A 4.25 12-15-2038	3,638.52	6,394.22	3,638.52	6,394.22
15 Dec 23 15 Dec 23	8A88H4U PAYDOWN 2,948.22 WELLS FA 3.7/DEC45 T/D 1 DEC 23 S/D 15 DEC 23 CMO WF-RBS COMMERCIAL MORTGAGE TRUST 2012-C10 B 3.744% 12-15-2045	2,948.22	9,342.44	2,948.22	9,342.44
18 Dec 23 18 Dec 23	6AXVFEU SALE 5,000 HERS CAPI3.37527 T/D 14 DEC 23 S/D 18 DEC 23 HERCULES CAP INC SR NT 3.375% 01-20-2027	4,592.63	13,935.07	4,592.63	13,935.07
18 Dec 23 18 Dec 23	7AX1SMU PURCHASE 13,935.71 NT COLTV SHORT T/D 18 DEC 23 S/D 18 DEC 23 NT COLLECTIVE SHORT TERM INVT FD	- 13,935.71	- 0.64	- 13,935.71	- 0.64
19 Dec 23 19 Dec 23	INCOME ON 100,000 TRICON R 2.8/APR33 DIV RATE 0.2411667 % XD 01/12/23 PD 19/12/23 TRICON RESDNTL 2.894% DUE 07-17-2038	241.17	240.53	241.17	240.53
19 Dec 23 19 Dec 23	INCOME ON 120,295.34 HOME PTN 2.8/JAN35 DIV RATE 0.2376667 % XD 01/12/23 PD 19/12/23 HOME PARTNERS AMER 2.852% DUE 12-17-2026	285.90	526.43	285.90	526.43
19 Dec 23 19 Dec 23	INCOME ON 96,236.26 HOME PTN 2.9/APR39 DIV RATE 0.246 % XD 01/12/23 PD 19/12/23 HOME PARTNERS AMER 2.952% DUE 12-17-2026	236.74	763.17	236.74	763.17
19 Dec 23 19 Dec 23	6AXPW9U PAYDOWN 12.36 HOME PTN 2.9/APR39 T/D 18 DEC 23 S/D 19 DEC 23 HOME PARTNERS AMER 2.952% DUE 12-17-2026	12.36	775.53	12.36	775.53
19 Dec 23 19 Dec 23	7AXBGUU PURCHASE 1,550,000 URUGUAY(BDS/MAY31 T/D 12 DEC 23 S/D 14 DEC 23 URUGUAY REP GLOBAL BD 8.25% DUE 05-21-2031 REG	- 35,911.41	- 35,135.88	- 35,911.41	- 35,135.88
19 Dec 23 19 Dec 23	7AXPW9U PAYDOWN 15.45 HOME PTN 2.8/JAN35 T/D 1 DEC 23 S/D 19 DEC 23 HOME PARTNERS AMER 2.852% DUE 12-17-2026	15.45	- 35,120.43	15.45	- 35,120.43
19 Dec 23 19 Dec 23	7AX1SMU SALE 35,119.79 NT COLTV SHORT T/D 19 DEC 23 S/D 19 DEC 23 NT COLLECTIVE SHORT TERM INVT FD	35,119.79	- 0.64	35,119.79	- 0.64
20 Dec 23 20 Dec 23	FOREIGN CURRENCY PURCHASED DEAL OF 8 SEP 23 USD/EUR RATE 1.07812 WITH BANK OF AMERICA, N.A	91,640.20	91,639.56	91,640.20	91,639.56
20 Dec 23 20 Dec 23	FOREIGN CURRENCY SOLD DEAL OF 15 DEC 23 EUR/USD RATE 0.915751 WITH BANK OF AMERICA, N.A	- 92,820.00	- 1,180.44	- 92,820.00	- 1,180.44
20 Dec 23 20 Dec 23	7AX1SMU SALE 1,180.44 NT COLTV SHORT T/D 20 DEC 23 S/D 20 DEC 23 NT COLLECTIVE SHORT TERM INVT FD	1,180.44	0.00	1,180.44	0.00
21 Dec 23 21 Dec 23	0AYKLURU SALE 5,000 BARS BDC3.3BD26 T/D 19 DEC 23 S/D 21 DEC 23 BARINGS BDC INC FIXED 3.3% DUE 11-23-2026	4,549.68	4,549.68	4,549.68	4,549.68

Portfolio Statement

1 DEC 23 - 31 DEC 23

Account Name UFCW TRI-STATE PEN-LOOMIS Account number [REDACTED]

◆ Cash Activity Detail U.S. DOLLARS - USD

Page 260 of 270

Value Date Entry Date	Transaction Narrative	Local Receipt/ Disbursement	USD Balance	Base Receipt/ Disbursement	Balance
21 Dec 23 21 Dec 23	1AZE72U PURCHASE 1,000,000 US DEPA0TB24 T/D 20 DEC 23 S/D 21 DEC 23 UNITED STATES OF AMER TREAS BILLS 0% T-BILL 06-20-2024	- 974,300.08	- 969,750.40	- 974,300.08	- 969,750.40
21 Dec 23 21 Dec 23	2AYJV1U SALE 1,720,000 US DEPA4.375BD42 T/D 20 DEC 23 S/D 21 DEC 23 UNITED STATES OF AMER TREAS BONDS 4.0% 11-15-2042	1,684,341.90	714,591.50	1,684,341.90	714,591.50
21 Dec 23 21 Dec 23	2AYQVRU SALE 285,000 US DEPA3.875BD43 T/D 20 DEC 23 S/D 21 DEC 23 UNITED STATES TREAS BDS DTD 02/15/2023 3.875% 02-15-2043	277,107.33	991,698.83	277,107.33	991,698.83
21 Dec 23 21 Dec 23	7AX1SMU PURCHASE 991,698.83 NT COLTV SHORT T/D 21 DEC 23 S/D 21 DEC 23 NT COLLECTIVE SHORT TERM INVT FD	- 991,698.83	0.00	- 991,698.83	0.00
22 Dec 23 22 Dec 23	TRANSFERRED TO INVESTMENT MANAGEMENT ADVISORY ACCOUNT [REDACTED],	- 700,000.00	- 700,000.00	- 700,000.00	- 700,000.00
22 Dec 23 22 Dec 23	6AXVFEU SALE 5,000 HERS CAPI3.37527 T/D 20 DEC 23 S/D 22 DEC 23 HERCULES CAP INC SR NT 3.375% 01-20-2027	4,591.15	- 695,408.85	4,591.15	- 695,408.85
22 Dec 23 22 Dec 23	7AX1SMU SALE 695,408.85 NT COLTV SHORT T/D 22 DEC 23 S/D 22 DEC 23 NT COLLECTIVE SHORT TERM INVT FD	695,408.85	0.00	695,408.85	0.00
26 Dec 23 26 Dec 23	INCOME ON 100,000 BINM SECU3MTG BD61 DIV RATE 0.25 % XD 01/12/23 PD 25/12/23 BINOM 3% DUE 02-25-2061	250.00	250.00	250.00	250.00
26 Dec 23 26 Dec 23	INCOME ON 100,000 VCAT 2021051 DIV RATE 0.3203417 % XD 25/12/23 PD 25/12/23 PVTPL CMO VCAT ASSET SECURITIZATION LLC SR 21-NPL5 CL A2 STEP UP RT 09-25-2051	320.34	570.34	320.34	570.34
26 Dec 23 26 Dec 23	INCOME ON 115,000 VCAT 202 FRN/SEP51 DIV RATE 0.3305917 % XD 25/12/23 PD 25/12/23 PVTPL CMO VCAT ASSET SECURITIZATION LLC SER 21-NPL6 CL A2 STEP VAR RT 09-25-2051	380.18	950.52	380.18	950.52
26 Dec 23 26 Dec 23	INCOME ON 140,365.11 CSMC 202 FRN/DEC60 DIV RATE 0.1496342 % XD 01/12/23 PD 25/12/23 CSMC 2021-RPL4 TR FLTG RT 1.79561% DUE 12-27-2060	210.03	1,160.55	210.03	1,160.55
26 Dec 23 26 Dec 23	INCOME ON 19,348.82 FEDL NATI40 DIV RATE 0.6035681 % XD 25/12/23 PD 25/12/23 PVTPL CMO CN AVE SECS TR 2020-R01 NT CL 1M-2 144A VAR RT DUE 01-25-2040 BEO	116.78	1,277.33	116.78	1,277.33
26 Dec 23 26 Dec 23	INCOME ON 23,309.56 FEDL HOMEFRN42 DIV RATE 0.5903184 % XD 25/12/23 PD 25/12/23 PVTPL FREDDIE MAC MULTICLASS SR 22-DNA3 CL M1A FLTG RT 04-25-2042 REG	137.60	1,414.93	137.60	1,414.93

Portfolio Statement

1 DEC 23 - 31 DEC 23

Account number XXXXXXXXXX
Account Name UFCW TRI-STATE PEN-LOOMIS

◆ Cash Activity Detail U.S. DOLLARS - USD

Page 261 of 270

Value Date Entry Date	Transaction Narrative	Local Receipt/ Disbursement	USD Balance	Base Receipt/ Disbursement	Balance
26 Dec 23	INCOME ON 37,114.88 CHL MTG 5.7/DEC33/ DIV RATE 0.4791667 % XD	177.84	1,592.77	177.84	1,592.77
26 Dec 23	01/12/23 PD 25/12/23 CMO CWMBS INC 2003-59 MTG PASSTHRU CTF 1-A-1 ALT LN TR 5.75% DUE 12-25-2033 REG				
26 Dec 23	INCOME ON 51,259.41 CWMBS6B33 DIV RATE 0.5 % XD 01/12/23 PD 25/12/23	256.30	1,849.07	256.30	1,849.07
26 Dec 23	CMO CWMBS INC 2003-59 MTG PASSTHRU CTF 3-A-1 ALT LN TR 6% DUE 12-25-2033 REG				
26 Dec 23	INCOME ON 61,414.31 PRPM 202 FRN/MAR30 DIV RATE 0.14525 % XD 26/12/23	89.20	1,938.27	89.20	1,938.27
26 Dec 23	PD 26/12/23 PRPM 2021-8 LLC ASSET BACKED NT CL A-1 144A 1.74300003052% 09-25-2026				
26 Dec 23	INCOME ON 61,493.78 PRPM LLC FRN/APR26 DIV RATE 0.1555833 % XD	95.67	2,033.94	95.67	2,033.94
26 Dec 23	25/12/23 PD 25/12/23 PRPM 2021-3 LLC 1.867% 04-25-2026				
26 Dec 23	INCOME ON 63,683.62 LEGACY M FRN/NOV59 DIV RATE 0.5840282 % XD	371.93	2,405.87	371.93	2,405.87
26 Dec 23	25/12/23 PD 25/12/23 PVTPL CMO LEGACY MTG ASSET TR SER-19-GS7 CL A1 VAR 06-25-2059 BEO				
26 Dec 23	INCOME ON 66,098.01 PRESTON R FR 26 US DIV RATE 0.1969167 % XD	130.16	2,536.03	130.16	2,536.03
26 Dec 23	25/12/23 PD 25/12/23 PRPM 2021-9 LLC ASSET BACKED NT CL A-1 144A 2.363% 10-25-2026				
26 Dec 23	INCOME ON 7,976.16 CRET SUIS5.75MB33 DIV RATE 0.4791667 % XD 01/12/23	38.22	2,574.25	38.22	2,574.25
26 Dec 23	PD 25/12/23 CMO CR SUISSE FIRST BOSTON MTG SECS CORP2003-27 CL IV-A-4 5.75 11-25-2033				
26 Dec 23	INCOME ON 74,488.79 TOORAK M 2.2/JUN24 DIV RATE 0.186625 % XD 25/12/23	139.02	2,713.27	139.02	2,713.27
26 Dec 23	PD 25/12/23 TOORAK MTG CORP 2.2395% DUE 06-25-2024				
26 Dec 23	INCOME ON 76,437.7 510 ASSE61 DIV RATE 0.186625 % XD 25/12/23 PD	142.65	2,855.92	142.65	2,855.92
26 Dec 23	25/12/23 510 ASSET BACKED 2021-NPL1 TR ASSET BACKED NT CL A1 144A 2.2395% 06-25-2061				
26 Dec 23	INCOME ON 90,612.97 PRPM LLC FRN/JUN26 DIV RATE 0.1494167 % XD	135.39	2,991.31	135.39	2,991.31
26 Dec 23	25/12/23 PD 25/12/23 PVTPL CMO PRESTON RIDGE PARTNERS MORTGAGE TR SER 21-5 CL A1 STEP 06-25-2024 BEO				
26 Dec 23	0AXCJQU PAYDOWN 8,243.77 TOORAK M 2.2/JUN24 T/D 22 DEC 23 S/D 26 DEC	8,243.77	11,235.08	8,243.77	11,235.08
26 Dec 23	23 TOORAK MTG CORP 2.2395% DUE 06-25-2024				

Portfolio Statement

1 DEC 23 - 31 DEC 23

Account Name UFCW TRI-STATE PEN-LOOMIS Account number [REDACTED]

Page 262 of 270

◆ Cash Activity Detail U.S. DOLLARS - USD

Value Date Entry Date	Transaction Narrative	Local Receipt/ Disbursement	USD Balance	Base Receipt/ Disbursement	Balance
26 Dec 23	0A6HFMU PAYDOWN 2,396.32 CWBMS6B33 T/D 1 DEC 23 S/D 26 DEC 23	2,396.32	13,631.40	2,396.32	13,631.40
26 Dec 23	CMO CWBMS INC 2003-59 MTG PASSTHRU CTF 3-A-1 ALT LN TR 6% DUE 12-25-2033 REG				
26 Dec 23	0A6UKJU PAYDOWN 366.62 CHL MTG 5.7/DEC33/ T/D 1 DEC 23 S/D 26 DEC 23	366.62	13,998.02	366.62	13,998.02
26 Dec 23	CMO CWBMS INC 2003-59 MTG PASSTHRU CTF 1-A-1 ALT LN TR 5.75% DUE 12-25-2033 REG				
26 Dec 23	1AXLWPU PAYDOWN 642 PRPM 202 FRN/MAR30 T/D 22 DEC 23 S/D 26 DEC 23	642.00	14,640.02	642.00	14,640.02
26 Dec 23	PRPM 2021-8 LLC ASSET BACKED NT CL A-1 144A 1.74300003052% 09-25-2026				
26 Dec 23	1AX981U PAYDOWN 1,615.5 PRPM LLC FRN/APR26 T/D 1 DEC 23 S/D 26 DEC 23	1,615.50	16,255.52	1,615.50	16,255.52
26 Dec 23	PRPM 2021-3 LLC 1.867% 04-25-2026				
26 Dec 23	2A4PH2U PAYDOWN 36.66 CRET SUI5.75MB33 T/D 1 DEC 23 S/D 26 DEC 23	36.66	16,292.18	36.66	16,292.18
26 Dec 23	CMO CR SUISE FIRST BOSTON MTG SECS CORP2003-27 CL IV-A-4 5.75 11-25-2033				
26 Dec 23	2A95XQU PAYDOWN 267.98 LEGACY M FRN/NOV59 T/D 22 DEC 23 S/D 26 DEC 23	267.98	16,560.16	267.98	16,560.16
26 Dec 23	PVTPL CMO LEGACY MTG ASSET TR SER-19-GS7 CL A1 VAR 06-25-2059 BEO				
26 Dec 23	4AXNK8U PAYDOWN 637.35 PRESTON R FR 26 US T/D 22 DEC 23 S/D 26 DEC 23	637.35	17,197.51	637.35	17,197.51
26 Dec 23	PRPM 2021-9 LLC ASSET BACKED NT CL A-1 144A 2.363% 10-25-2026				
26 Dec 23	5AXEEQU PAYDOWN 1,062.08 510 ASSE61 T/D 22 DEC 23 S/D 26 DEC 23	1,062.08	18,259.59	1,062.08	18,259.59
26 Dec 23	510 ASSET BACKED 2021-NPL1 TR ASSET BACKED NT CL A1 144A 2.2395% 06-25-2061				
26 Dec 23	6AXAA5U PAYDOWN 1,035.4 CSMC 202 FRN/DEC60 T/D 1 DEC 23 S/D 26 DEC 23	1,035.40	19,294.99	1,035.40	19,294.99
26 Dec 23	CSMC 2021-RPL4 TR FLTGT RT 1.79561% DUE 12-27-2060				
26 Dec 23	7AX1SMU PURCHASE 21,225.41 NT COLTV SHORT T/D 26 DEC 23 S/D 26 DEC 23	- 21,225.41	- 1,930.42	- 21,225.41	- 1,930.42
26 Dec 23	NT COLLECTIVE SHORT TERM INVT FD				
26 Dec 23	7AY4CDU PAYDOWN 488.19 FEDL HOMEFRN42 T/D 22 DEC 23 S/D 26 DEC 23	488.19	- 1,442.23	488.19	- 1,442.23
26 Dec 23	PVTPL FREDDIE MAC MULTICLASS SR 22-DNA3 CL M1A FLTGT RT 04-25-2042 REG				
26 Dec 23	8AXDF2U PAYDOWN 950.88 PRPM LLC FRN/JUN26 T/D 22 DEC 23 S/D 26 DEC 23	950.88	- 491.35	950.88	- 491.35
26 Dec 23	PVTPL CMO PRESTON RIDGE PARTNERS MORTGAGE TR SER 21-5 CL A1 STEP 06-25-2024 BEO				
26 Dec 23	8A99Y7U PAYDOWN 491.36 FEDL NATI40 T/D 22 DEC 23 S/D 26 DEC 23	491.36	0.01	491.36	0.01
26 Dec 23	PVTPL CMO CN AVE SECS TR 2020-R01 NT CL 1M-2 144A VAR RT DUE 01-25-2040 BEO				
28 Dec 23	CASH INCENTIVE FOR VOTING 210,000 CFLD (CAYMAN) INV 8.6% GTD SNR	1,145.42	1,145.43	1,145.42	1,145.43
29 Dec 23	08/04/2024 USD CFLD (CAYMAN) INV 8.6% GTD SNR 08/04/2024 USD				
28 Dec 23	1A87M1U SALE 20,000 GENL MOTO5.9549 T/D 26 DEC 23 S/D 28 DEC 23	19,803.18	20,948.61	19,803.18	20,948.61
28 Dec 23	GENERAL MTRS CO 5.95% DUE 04-01-2049				

Portfolio Statement

1 DEC 23 - 31 DEC 23

Account Name UFCW TRI-STATE PEN-LOOMIS
Account number [REDACTED]

Page 263 of 270

◆ Cash Activity Detail U.S. DOLLARS - USD

Value Date Entry Date	Transaction Narrative	Local Receipt/ Disbursement	USD Balance	Base Receipt/ Disbursement	Balance
28 Dec 23	1A87M1U SALE 5,000 GENL MOTO5.9549 T/D 26 DEC 23 S/D 28 DEC 23	4,955.79	25,904.40	4,955.79	25,904.40
28 Dec 23	GENERAL MTRS CO 5.95% DUE 04-01-2049				
28 Dec 23	7AX1SMU PURCHASE 24,758.97 NT COLTV SHORT T/D 28 DEC 23 S/D 28 DEC 23	- 24,758.97	1,145.43	- 24,758.97	1,145.43
28 Dec 23	NT COLLECTIVE SHORT TERM INVT FD				
29 Dec 23	INCOME ON 125,000 CAFL ISS 2.2/JUN30 DIV RATE 0.1865833 % XD 29/12/23	233.23	1,378.66	233.23	1,378.66
29 Dec 23	PD 29/12/23				
	CAFL 2021-RTL1 2.239% DUE 03-28-2029				
29 Dec 23	1A87M1U SALE 10,000 GENL MOTO5.9549 T/D 27 DEC 23 S/D 29 DEC 23	10,036.15	11,414.81	10,036.15	11,414.81
29 Dec 23	GENERAL MTRS CO 5.95% DUE 04-01-2049				
29 Dec 23	7AX1SMU PURCHASE 10,269.38 NT COLTV SHORT T/D 29 DEC 23 S/D 29 DEC 23	- 10,269.38	1,145.43	- 10,269.38	1,145.43
29 Dec 23	NT COLLECTIVE SHORT TERM INVT FD				
	Ending cash balance		1,145.43		1,145.43

Portfolio Statement

1 DEC 23 - 31 DEC 23

Account number XXXXXXXXXX
Account Name UFCW TRI-STATE PEN-LOOMIS

◆ Foreign Exchange Rates to USD

Page 264 of 270

Country	Currency	Currency symbol	Exchange rate	% change
Afghanistan	Afghanistani afghani	AFN	70.51855000	1.32%
Albania	Albanian lek	ALL	94.06000000	0.92%
Algeria	Algerian dinar	DZD	134.28655000	- 0.22%
Angola	Angolan kwanza	AOA	841.67400000	0.47%
Argentina	Argentine austral	ARA	808.49600000	124.22%
Argentina	Argentine peso	ARS	808.49600000	124.22%
Armenia	Armenian dram	AMD	404.12000000	0.59%
Aruba	Aruban Florin	AWG	1.79000000	0.00%
Australia	Australian dollar	AUD	1.46552350	- 2.83%
Austria	Austrian schilling	ATS	12.45670000	- 1.23%
Azerbaijan	Azerbaijani Manat	AZN	1.70000000	- 0.15%
Bahamas	Bahamian dollar	BSD	1.00000000	0.00%
Bahrain	Bahraini dinar	BHD	0.37680000	- 0.05%
Bangladesh	Bangladesh taka	BDT	109.75000000	- 0.45%
Barbados	Barbados dollar	BBD	2.00000000	0.00%
Belarus	Belarussian ruble	BYN	3.30000000	0.15%
Belgium	Belgian financial franc	BEL	36.51825000	- 1.23%
Belgium	Belgian franc	BEF	36.51825000	- 1.23%
Belize	Belize dollar	BZD	2.00000000	0.00%
Bermuda	Bermudian dollar	BMD	1.00000000	0.00%
Bhutan	Bhutan ngultrum	BTN	83.21375000	- 0.22%
Bolivia	Bolivian boliviano	BOB	6.91000000	0.00%
Bosnia And Herzegovina	Bosnia and Herzegovina convertible marks	BAM	1.77055000	- 1.23%
Botswana	Botswana pula	BWP	13.38688080	- 1.67%
Brazil	Brazilian real	BRL	4.85760000	- 1.51%
Bulgaria	Bulgarian new lev	BGN	1.77055000	- 1.23%
Burundi	Burundi franc	BIF	2,847.52975000	0.11%

◆ Foreign Exchange Rates to USD

Page 265 of 270

Country	Currency	Currency symbol	Exchange rate	% change
Canada	Canadian dollar	CAD	1.31860000	- 2.75%
Cape Verde	Cape Verde escudo	CVE	100.05135000	- 0.78%
Cayman Islands	Cayman Islands dollar	KYD	0.82000000	0.00%
Central French African Region	Central French African franc (BEAC)	XAF	593.81435000	- 1.23%
Central French African Region Bceao	Central French African franc (BCEAO)	XOF	593.81435000	- 1.23%
Chile	Chilean peso	CLP	873.28500000	0.59%
Chile	Chilean unidades de fomento	CLF	0.02376130	- 0.07%
China	Chinese yuan renminbi	CNY	7.09220000	- 0.54%
China	HK offshore Chinese Yuan Renminbi	CNH	7.12060000	- 0.29%
Colombia	Colombian peso	COP	3,874.00000000	- 4.46%
Comoros	Comoro franc	KMF	445.36075000	- 1.23%
Costa Rica	Costa Rican colon	CRC	521.09000000	- 1.91%
Croatia	Croatian kuna	HRK	6.82070000	- 1.23%
Cyprus	Cypriot pound	CYP	0.52985000	- 1.23%
Czech Republic	Czech koruna	CZK	22.34960000	0.25%
Denmark	Danish krone	DKK	6.74835000	- 1.24%
Djibouti	Djibouti franc	DJF	177.85145000	0.06%
Dominican Republic	Dominican peso	DOP	58.06000000	2.00%
East Caribbean Region	East Caribbean dollar	XCD	2.70000000	0.00%
Ecuador	Ecuadorian sucre	ECS	25,000.00000000	0.00%
Egypt	Egyptian pound	EGP	30.92500000	0.08%
El Salvador	El Salvador colon	SVC	8.75000000	0.00%
Eritrea	Eritrea nakfa	ERN	15.00000000	0.00%
Estonia	Estonian kroon	EEK	14.16430000	- 1.23%
Ethiopia	Ethiopian birr	ETB	56.15000000	0.31%
Europe Region	European currency unit (E.C.U.)	XEU	0.90526410	- 1.23%
European Union	Euro	EUR	0.90526410	- 1.23%

Portfolio Statement

1 DEC 23 - 31 DEC 23

Account number XXXXXXXXXX
Account Name UFCW TRI-STATE PEN-LOOMIS

◆ Foreign Exchange Rates to USD

Page 266 of 270

Country	Currency	Currency symbol	Exchange rate	% change
Fiji	Fiji dollar	FJD	2.21415000	- 1.83%
Finland	Finnish markka	FIM	5.38245000	- 1.23%
France	French franc	FRF	5.93810000	- 1.23%
Gambia	Gambia dalasi	GMD	67.19500000	6.96%
Georgia	Georgian lari	GEL	2.69000000	- 0.48%
Germany	German deutsche mark	DEM	1.77055000	- 1.23%
Ghana	New Ghana Cedi	GHS	11.91500000	- 0.71%
Gibraltar	Gibraltar pound	GIP	0.78443670	- 0.69%
Gold	Gold	XAU	0.00048410	- 1.32%
Greece	Greek drachma	GRD	308.46875000	- 1.23%
Guatemala	Guatemalan quetzal	GTQ	7.82700000	- 0.02%
Guinea	Guinea franc	GNF	8,596.67500000	0.59%
Haiti	Haitian gourde	HTG	131.75870000	- 0.35%
Honduras	Honduran lempira	HNL	24.74500000	0.11%
Hong Kong	Hong Kong dollar	HKD	7.80855000	- 0.02%
Hungary	Hungarian forint	HUF	346.00555000	- 0.93%
Iceland	Iceland krona	ISK	135.87000000	- 1.63%
India	Indian rupee	INR	83.21375000	- 0.22%
Indonesia	Indonesian rupiah	IDR	15,397.00000000	- 0.73%
Iraq	Iraqi dinar	IQD	1,310.00000000	0.00%
Ireland	Irish pound	IEP	0.71296160	- 1.23%
Israel	New Israeli shekel	ILS	3.60090000	- 3.31%
Italy	Italian lira	ITL	1,752.83580000	- 1.23%
Jamaica	Jamaican dollar	JMD	154.40955000	- 0.71%
Japan	Japanese yen	JPY	140.98000000	- 4.64%
Jordan	Jordanian dinar	JOD	0.71005000	0.07%
Kazakhstan	Kazakhstan tenge	KZT	455.89000000	- 0.76%

◆ Foreign Exchange Rates to USD

Page 267 of 270

Country	Currency	Currency symbol	Exchange rate	% change
Kenya	Kenyan shilling	KES	157.00000000	2.45%
Korea, Democratic People's Republic Of	North Korean won	KPW	130.00000000	0.00%
Korea, Republic Of	South Korean won	KRW	1,287.90000000	- 0.17%
Kuwait	Kuwaiti dinar	KWD	0.30725000	- 0.49%
Lao People's Democratic Republic	Laotian kip	LAK	20,566.71500000	- 0.51%
Latvia	Latvian lats	LVL	0.63620000	- 1.23%
Lebanon	Lebanese pound	LBP	15,025.75000000	0.10%
Lesotho	Lesotho loti	LSL	18.28750000	- 3.50%
Liberia	Liberian dollar	LRD	192.00000000	0.26%
Lithuania	Lithuanian litas	LTL	3.12570000	- 1.23%
Luxembourg	Luxembourg franc	LUF	36.51825000	- 1.23%
Macau	Macau pataca	MOP	8.04280000	- 0.02%
Madagascar	Madagascar Ariary	MGA	4,578.70000000	2.13%
Malawi	Malawi kwacha	MWK	1,683.36500000	0.00%
Malaysia	Malaysian ringgit	MYR	4.59500000	- 1.38%
Maldives	Maldives rufiyaa	MVR	15.40000000	0.06%
Malta	Maltese lira	MTL	0.38865000	- 1.22%
Mauritania	Mauritania ouguiya	MRU	39.48000000	- 0.10%
Mauritius	Mauritius rupee	MUR	44.02000000	- 0.18%
Mexico	Mexican peso	MXN	16.93450000	- 2.52%
Mexico	Mexican unidad de inversion (UDI)	MXV	7.87390000	0.16%
Moldova	Moldovan leu	MDL	17.29800000	- 2.55%
Mongolia	Mongolian tugrik	MNT	3,441.00000000	- 0.55%
Morocco	Moroccan dirham	MAD	9.86890000	- 2.09%
Mozambique	Mozambique metical	MZN	63.86000000	- 0.04%
Myanmar	Myanmar kyat	MMK	2,100.00000000	- 0.04%
Namibia	Namibian dollar	NAD	18.28750000	- 3.50%

Portfolio Statement

1 DEC 23 - 31 DEC 23

Account number XXXXXXXXXX
Account Name UFCW TRI-STATE PEN-LOOMIS

◆ Foreign Exchange Rates to USD

Page 268 of 270

Country	Currency	Currency symbol	Exchange rate	% change
Nepal	Nepalese rupee	NPR	133.14200000	- 0.22%
Netherlands	Netherlands guilder	NLG	1.99495000	- 1.23%
Netherlands Antilles	Netherlands Antillean guilder	ANG	1.79000000	0.00%
New Zealand	New Zealand dollar	NZD	1.57940450	- 2.45%
Nicaragua	Nicaraguan cordoba oro	NIO	36.68500000	- 0.18%
Nigeria	Nigerian naira	NGN	897.50000000	13.68%
North America Region	XNY YUAN ONSHORE	XNY	7.09220000	- 0.54%
Norway	Norwegian krone	NOK	10.15570000	- 5.78%
Oman	Omani Rial	OMR	0.38500000	- 0.01%
Pakistan	Pakistan rupee	PKR	281.12500000	- 1.36%
Palladium Ounce	Palladium Ounce	XPD	1,106.14500000	9.14%
Panama	Panamanian balboa	PAB	1.00000000	0.00%
Papua New Guinea	Papua New Guinea kina	PGK	3.73090000	0.10%
Paraguay	Paraguay guarani	PYG	7,277.00000000	- 1.92%
Peru	Peruvian nuevo sol	PEN	3.70260000	- 0.83%
Philippines	Philippine peso	PHP	55.37500000	- 0.21%
Platinum	Platinum	XPT	0.00099790	- 7.28%
Poland	Polish zloty	PLN	3.93225000	- 1.45%
Portugal	Portuguese escudo	PTE	181.48915000	- 1.23%
Qatar	Qatari riyal	QAR	3.64100000	0.00%
Romania	NEW ROMANIAN LEU	RON	4.50360000	- 1.09%
Romania	Romanian leu	ROL	45,036.00000000	- 1.09%
Russian Federation	Russian ruble	RUB	89.40000000	- 0.28%
Rwanda	Rwanda franc	RWF	1,260.05000000	1.07%
REPUBLIC OF NORTH MACEDONIA	Macedonian denar	MKD	55.65500000	- 1.43%
Sao Tome & Principe	Sao Tome & Principe Dobra	STN	22.40425000	- 0.45%
Sao Tome & Principe	Sao Tome and Principe dobra	STD	21,035.00000000	0.00%

Portfolio Statement

1 DEC 23 - 31 DEC 23

Account number XXXXXXXXXX
Account Name UFCW TRI-STATE PEN-LOOMIS

◆ Foreign Exchange Rates to USD

Page 269 of 270

Country	Currency	Currency symbol	Exchange rate	% change
Saudi Arabia	Saudi riyal	SAR	3.75000000	- 0.04%
Serbia	Serbian Dinar	RSD	106.13000000	- 1.20%
Sierra Leone	Sierra Leone leone	SLL	22,816.43165000	1.25%
Sierra Leone	Sierra Leone Leone (New)	SLE	22.90000000	1.89%
Silver	Silver	XAG	0.04185060	5.46%
Singapore	Singapore dollar	SGD	1.31910000	- 1.16%
Slovakia	Slovak koruna	SKK	27.27200000	- 1.23%
Slovenia	Slovenia tolar	SIT	216.93750000	- 1.23%
Solomon Islands	Soloman Islands dollar	SBD	8.47457620	0.00%
Somalia	Somali shilling	SOS	571.37500000	0.00%
South Africa	South African rand	ZAR	18.28750000	- 3.50%
Spain	Spanish peseta	ESP	150.62325000	- 1.23%
Sri Lanka	Sri Lankan rupee	LKR	323.75500000	- 1.29%
Sudan	Sudanese Pound	SDG	600.37070000	- 0.01%
Swaziland	Swaziland lilangeni	SZL	18.28750000	- 3.50%
Sweden	Swedish krona	SEK	10.07785000	- 3.83%
Switzerland	Swiss franc	CHF	0.84165000	- 3.21%
Syrian Arab Republic	Syrian pound	SYP	13,001.50000000	0.00%
SDR International Monetary Fund	SDR International Monetary Fund (I.M.F.)	XDR	0.74405000	- 0.80%
Taiwan	New Taiwan dollar	TWD	30.69050000	- 1.76%
Tajikistan	Tajik somoni	TJS	10.93810000	0.21%
Tanzania, United Republic Of	Tanzanian shilling	TZS	2,508.87000000	0.35%
Thailand	Thai baht	THB	34.13250000	- 2.97%
Trinidad and Tobago	Trinidad and Tobago dollar	TTD	6.74640000	0.07%
Tunisia	Tunisian dinar	TND	3.07510000	- 1.22%
Turkey	Turkish lira	TRY	29.53400000	2.36%
Uganda	Uganda shilling	UGX	3,780.00000000	- 1.05%

Portfolio Statement

1 DEC 23 - 31 DEC 23

Account number [REDACTED]
Account Name UFCW TRI-STATE PEN-LOOMIS

◆ Foreign Exchange Rates to USD

Page 270 of 270

Country	Currency	Currency symbol	Exchange rate	% change
Ukraine	Ukrainian hryvnia	UAH	38.15000000	4.95%
United Arab Emirates	United Arab Emirates dirham	AED	3.67275000	0.01%
United Kingdom	British pound sterling	GBP	0.78443670	- 0.69%
Uruguay	Uruguayan peso uruguayo	UYU	39.04000000	- 0.17%
Uzbekistan	Uzbekistan sum	UZS	12,338.77000000	0.33%
Venezuela	Venezuelan bolivar fuerte	VEF	35.88560000	1.23%
Vietnam	Vietnamese dong	VND	24,262.00000000	0.01%
Yemen	Yemeni rial	YER	250.21500000	- 0.04%
Zambia	Zambian Kwacha	ZMW	25.71030000	8.37%
Zimbabwe	RTGS Dollar	ZWL	6,074.19500000	1.10%
Zimbabwe	Zimbabwe dollar	ZWR	379.50000000	0.00%

Portfolio Statements

1 DEC 23 - 31 DEC 23

◆ Contents

	Page
Change in Book and Market Value	1
Change in Cash Value	2
Asset Summary	3
Asset Detail - Base Currency	5
Investment Transaction Summary	31
Investment Transaction Detail	33
Pending Tran Detail w/Accrued Interest	42
Income & Expense Summary	44
Income & Expense Detail - Base Currency	46
* Funding & Disbursement Summary	78
* Funding & Disbursement Detail	79
* Capital Change Detail	80
Cash Activity Detail	81

Account Name

UFCW TRI-STATE PEN-RYAN LABS UFCW TRI-STATE PEN-RYAN LABS

Account Number

██████████

Questions?

If you have any questions about this report, call your Northern Trust account administrator.

You may have the right under applicable federal banking law to receive, at no additional cost, separate notifications of securities transactions effected for your account. If you wish to receive separate notifications, please contact your relationship officer.

*No Data Available

Northern Trust

Generated by Northern Trust from periodic data on 12 Jan 24

Portfolio Statement

1 DEC 23 - 31 DEC 23

Account number [REDACTED]
Account Name *UFCW TRI-STATE - RYAN LABS-SL

◆ Notifications

Please note that this report has been created using the best available data. This report may also contain information provided by third parties, derived by third parties or derived from third party data and/or data that may have been categorized or otherwise reported based upon client direction - Northern Trust assumes no responsibility for the accuracy, timeliness or completeness of any such information. If you have questions regarding third party data or direction as it relates to this report, please contact your Northern Trust relationship team.

The term "Tax Credit" refers to local market terminology for the taxation associated with an income event. It makes no representation or warranty relating to the ability of the recipient to utilize the value as a "credit", "offset" or other benefit for their own tax purposes. Investors should seek their own tax advice relating to the specific tax considerations of investments in such markets. The Tax Credit is informational only data in the context of this report.

Please note where a client may be eligible to reclaim taxes, these are calculated and accrued for as a tax recoverable on ex date. The net amount may include the accrual of withholding taxes, tax credits or both.

Unitized fund trades may be using a preliminary or last known NAV price. The settlement NAV of the fund may not yet be known to Northern Trust and is subject to change.

Northern Trust records impairment entries pursuant to client direction. Impairment entries recorded to satisfy financial accounting and reporting requirements may not be suitable for tax or for other regulatory reporting purposes. Determining appropriate impairment adjustments is the responsibility of the client.

Although most valuation statements are received periodically from the relevant provider, pricing information may be received by Northern Trust as often as daily. As such, pricing information reported within this template, when scheduled against 'Daily Reporting', may be more current than the valuation statement date information. In these instances, the 'Price Date' field will indicate this with a date more current than the Valuation Statement and Statement Received dates.

Please note that this status summary report has been prepared using best available data, including data provided by the fund company and/or client which may, where indicated, represent preliminary or estimated values. The values contained in the status summary report are not intended to represent or suggest any statement about fair value. This report may also utilize information provided by other third parties, derived by third parties or from third party data and/or data that may have been categorized or otherwise reported based upon client direction - Northern Trust assumes no responsibility for the accuracy, timeliness or completeness of any such information. Northern Trust assumes no responsibility for the consequences of investment decisions made in reliance on information contained in this report. If you have questions regarding third party data or direction as it relates to this report, please contact your Northern Trust relationship team.

Although this report has been prepared using information believed to be reliable, it may contain information provided by third parties or derived from third party information, and/or information that may have been obtained from, categorized or otherwise reported based upon client direction. The Northern Trust Company does not guarantee the accuracy, timeliness or completeness of any such information. The information included in this report is intended to assist clients with their financial reporting needs, but you must consult with your accountants, auditors and/or legal counsel to ensure your accounting and financial reporting complies with applicable laws, regulations and accounting guidance. The Northern Trust Company and its affiliates shall have no responsibility for the consequences of investment decisions made in reliance on information contained in this report.

Portfolio Statement

1 DEC 23 - 31 DEC 23

Account number [REDACTED]
Account Name *UFCW TRI-STATE - RYAN LABS-SL

◆ Change in Book and Market Value

Page 1 of 87

	Cost	Market value	For more information
Opening balance	6,153,139.09	5,916,284.27	
Income received	7,589.64	7,589.64	See income & expense summary, cash activity detail
Expenses paid	- 194.06	- 194.06	See income & expense summary
Unrealized gain/loss change	0.00	87,634.20	See asset summary
Realized gain/loss	1,502.10	1,502.10	See realized gain/loss summary
Accrued income change	10,831.62	10,831.62	See income & expense summary
Closing balance	6,172,868.39	6,023,647.77	

Portfolio Statement

1 DEC 23 - 31 DEC 23

Account number [REDACTED]
Account Name *UFCW TRI-STATE - RYAN LABS-SL

◆ Change in Cash Value

Page 2 of 87

	Market value	Cost	For more information
Opening balance	0.00	0.00	
Income received	4,605.43	4,605.43	See income & expense summary, cash activity detail
Expenses paid	- 194.06	- 194.06	See income & expense summary
Securities bought	- 836,725.75	- 836,725.75	See investment transaction summary
Securities sold	829,339.70	829,339.70	See investment transaction summary
Principal paydowns	2,974.68	2,974.68	See investment transaction summary
Closing balance	0.00	0.00	

Portfolio Statement

31 DEC 2023

Account Name *UFCW TRI-STATE - RYAN LABS-SL Account number [REDACTED]

Page 3 of 87

◆ Asset Summary

Country	Accrued income/expense	Market value	Cost	Market	Unrealized gain/loss	Translation	Total	Market value incl. accruals	%
Fixed Income									
Government bonds									
United States - USD	30,354.05	3,277,582.07	3,307,377.20	- 29,795.13		0.00	- 29,795.13	3,307,936.12	54.916%
Total government bonds	30,354.05	3,277,582.07	3,307,377.20	- 29,795.13		0.00	- 29,795.13	3,307,936.12	54.916%
Corporate bonds									
Australia - USD	483.58	40,609.76	39,892.00	717.76		0.00	717.76	41,093.34	0.682%
Canada - USD	1,180.31	121,931.10	119,957.20	1,973.90		0.00	1,973.90	123,111.41	2.044%
Colombia - USD	633.33	48,421.76	49,646.50	- 1,224.74		0.00	- 1,224.74	49,055.09	0.814%
Japan - USD	385.69	111,785.64	112,079.10	- 293.46		0.00	- 293.46	112,171.33	1.862%
United Kingdom - USD	979.56	45,934.07	44,898.00	1,036.07		0.00	1,036.07	46,913.63	0.779%
United States - USD	11,979.18	1,298,385.04	1,293,927.60	4,457.44		0.00	4,457.44	1,310,364.22	21.754%
Total corporate bonds	15,641.65	1,667,067.37	1,660,400.40	6,666.97		0.00	6,666.97	1,682,709.02	27.935%
Commercial mortgage-backed									
United States - USD	1,903.60	487,692.42	589,971.27	- 102,278.85		0.00	- 102,278.85	489,596.02	8.128%
Total commercial mortgage-backed	1,903.60	487,692.42	589,971.27	- 102,278.85		0.00	- 102,278.85	489,596.02	8.128%
Asset backed securities									
United States - USD	1,189.96	479,609.87	503,224.19	- 23,614.32		0.00	- 23,614.32	480,799.83	7.982%
Total asset backed securities	1,189.96	479,609.87	503,224.19	- 23,614.32		0.00	- 23,614.32	480,799.83	7.982%
Non-government backed c.m.o.s									
United States - USD	14.86	42,079.96	42,279.25	- 199.29		0.00	- 199.29	42,094.82	0.699%
Total non-government backed c.m.o.s	14.86	42,079.96	42,279.25	- 199.29		0.00	- 199.29	42,094.82	0.699%
Total fixed income	49,104.12	5,954,031.69	6,103,252.31	- 149,220.62		0.00	- 149,220.62	6,003,135.81	99.659%

Portfolio Statement

31 DEC 2023

Account Name *UFCW TRI-STATE - RYAN LABS-SL Account number [REDACTED]

Page 4 of 87

◆ Asset Summary

Country	Accrued income/expense	Market value	Cost	Market	Unrealized gain/loss	Translation	Total	Market value incl. accruals	%
<i>Cash and Cash Equivalents</i>									
Funds - short term investment									
United States - USD	130.41	15,281.31	15,281.31	0.00		0.00	0.00	15,411.72	0.256%
Total funds - short term investment	130.41	15,281.31	15,281.31	0.00		0.00	0.00	15,411.72	0.256%
Total cash and cash equivalents	130.41	15,281.31	15,281.31	0.00		0.00	0.00	15,411.72	0.256%
<i>Adjustments To Cash</i>									
Pending trade purchases									
Pending trade purchases	0.00	- 117,561.14	- 117,561.14	0.00		0.00	0.00	-117,561.14	- 1.952%
Total pending trade purchases	0.00	- 117,561.14	- 117,561.14	0.00		0.00	0.00	-117,561.14	- 1.952%
Pending trade sales									
Pending trade sales	0.00	122,661.38	122,661.38	0.00		0.00	0.00	122,661.38	2.036%
Total pending trade sales	0.00	122,661.38	122,661.38	0.00		0.00	0.00	122,661.38	2.036%
Total adjustments to cash	0.00	5,100.24	5,100.24	0.00		0.00	0.00	5,100.24	0.085%
Total Unrealized Gains							72,307.01		
Total Unrealized Losses							- 221,527.63		
Total	49,234.53	5,974,413.24	6,123,633.86	- 149,220.62		0.00	- 149,220.62	6,023,647.77	100.000%

Total Cost incl. Accruals

6,172,868.39

Portfolio Statement

31 DEC 2023

Account Name *UFCW TRI-STATE - RYAN LABS-SL
Account number [REDACTED]

Page 5 of 87

◆ Asset Detail - Base Currency

Description/Asset ID Investment Mgr ID Shares/PAR value	Base Currency	Exchange rate/ Local market price	Accrued income/expense	Market value	Cost	Unrealized gain/loss		Total
						Market	Translation	
Fixed Income								
Government bonds								
United States - USD								
UNITED STATES OF AMER TREAS NOTES .75% 08-31-2026 CUSIP: 91282CCW9								
70,000.00		91.7226560	177.40	64,205.86	69,797.66	- 5,591.80	0.00	- 5,591.80
Issue Date: 31 Aug 21 Rate: 0.75% Yield to Maturity: 4.057% Maturity Date: 31 Aug 26								
UNITED STATES OF AMER TREAS NOTES .875% 09-30-2026 CUSIP: 91282CCZ2								
130,000.00		91.8906250	289.03	119,457.81	129,309.38	- 9,851.57	0.00	- 9,851.57
Issue Date: 30 Sep 21 Rate: 0.875% Yield to Maturity: 4.016% Maturity Date: 30 Sep 26								
UNITED STATES OF AMER TREAS NOTES 1.5% DUE 01-31-2027 REG CUSIP: 912828Z78								
150,000.00		92.8710940	941.57	139,306.64	148,125.00	- 8,818.36	0.00	- 8,818.36
Issue Date: 31 Jan 20 Rate: 1.5% Yield to Maturity: 3.974% Maturity Date: 31 Jan 27								
UNITED STATES OF AMER TREAS NOTES 3.625 05-31-2028 CUSIP: 91282CHE4								
90,000.00		99.0273440	285.24	89,124.61	89,500.78	- 376.17	0.00	- 376.17
Issue Date: 31 May 23 Rate: 3.625% Yield to Maturity: 3.866% Maturity Date: 31 May 28								
UNITED STATES OF AMER TREAS NOTES 3.75% 04-15-2026 CUSIP: 91282CGV7								
90,000.00		99.1015620	719.26	89,191.41	89,964.84	- 773.43	0.00	- 773.43
Issue Date: 15 Apr 23 Rate: 3.75% Yield to Maturity: 4.162% Maturity Date: 15 Apr 26								

Portfolio Statement

31 DEC 2023

Account Name *UFCW TRI-STATE - RYAN LABS-SL Account number [REDACTED]

Page 6 of 87

◆ Asset Detail - Base Currency

Description/Asset ID Investment Mgr ID Shares/PAR value	Exchange rate/ Local market price	Accrued income/expense	Market value	Cost	Unrealized gain/loss		Total
					Market	Translation	
<i>Fixed Income</i>							
Government bonds							
UNITED STATES OF AMER TREAS NOTES 3.875%04-30-2025 CUSIP: 91282CGX3							
30,000.00	99.1132810	198.00	29,733.98	29,888.67	- 154.69	0.00	- 154.69
Issue Date: 30 Apr 23 Rate: 3.875% Yield to Maturity: 4.563% Maturity Date: 30 Apr 25							
UNITED STATES OF AMER TREAS NOTES 4.0% 02-29-2028 CUSIP: 91282CGP0							
175,000.00	100.4101560	2,365.38	175,717.77	173,017.58	2,700.19	0.00	2,700.19
Issue Date: 28 Feb 23 Rate: 4% Yield to Maturity: 3.891% Maturity Date: 29 Feb 28							
UNITED STATES OF AMER TREAS NOTES 4.0% 06-30-2028 CUSIP: 91282CHK0							
155,000.00	100.5625000	3,117.03	155,871.88	153,588.65	2,283.23	0.00	2,283.23
Issue Date: 30 Jun 23 Rate: 4% Yield to Maturity: 3.862% Maturity Date: 30 Jun 28							
UNITED STATES OF AMER TREAS NOTES 4.375%08-31-2028 CUSIP: 91282CHX2							
50,000.00	102.2343750	739.18	51,117.19	49,503.91	1,613.28	0.00	1,613.28
Issue Date: 31 Aug 23 Rate: 4.375% Yield to Maturity: 3.846% Maturity Date: 31 Aug 28							
UNITED STATES OF AMER TREAS NOTES 4.625%DUE 06-30-2025 REG CUSIP: 91282CHL8							
115,000.00	100.2539060	2,673.98	115,291.99	114,348.63	943.36	0.00	943.36
Issue Date: 30 Jun 23 Rate: 4.625% Yield to Maturity: 4.449% Maturity Date: 30 Jun 25							

Portfolio Statement

31 DEC 2023

Account number XXXXXXXXXX
Account Name *UFCW TRI-STATE - RYAN LABS-SL

Page 7 of 87

◆ Asset Detail - Base Currency

Asset Detail Description/Asset ID Investment Mgr ID Shares/PAR value	Base Currency Exchange rate/ Local market price	Accrued income/expense	Market value	Cost	Unrealized gain/loss		Total
					Market	Translation	
<i>Fixed Income</i>							
Government bonds							
UNITED STATES OF AMER TREAS NOTES 4.625%09-30-2028 CUSIP: 91282CJA0							
520,000.00	103.3164060	6,111.06	537,245.31	526,743.75	10,501.56	0.00	10,501.56
Issue Date: 30 Sep 23 Rate: 4.625% Yield to Maturity: 3.853% Maturity Date: 30 Sep 28							
UNITED STATES OF AMER TREAS NOTES 4.875%DUE 10-31-2028 CUSIP: 91282CJF9							
375,000.00	104.4843750	3,113.83	391,816.41	375,747.07	16,069.34	0.00	16,069.34
Issue Date: 31 Oct 23 Rate: 4.875% Yield to Maturity: 3.848% Maturity Date: 31 Oct 28							
UNITED STATES OF AMER TREAS NOTES 5% NTS 09-30-2025 CUSIP: 91282CJB8							
30,000.00	101.0390620	381.14	30,311.72	29,883.98	427.74	0.00	427.74
Issue Date: 30 Sep 23 Rate: 5% Yield to Maturity: 4.373% Maturity Date: 30 Sep 25							
UNITED STATES TREAS NTS DTD 07/15/2023 4.5% 07-15-2026 CUSIP: 91282CHM6							
85,000.00	100.9648440	1,766.98	85,820.12	85,361.91	458.21	0.00	458.21
Issue Date: 15 Jul 23 Rate: 4.5% Yield to Maturity: 4.096% Maturity Date: 15 Jul 26							
UNITED STATES TREAS NTS DTD 11/30/2022 3.875% 11-30-2027 CUSIP: 91282CFZ9							
44,000.00	99.8632810	149.07	43,939.84	44,276.07	- 336.23	0.00	- 336.23
Issue Date: 30 Nov 22 Rate: 3.875% Yield to Maturity: 3.912% Maturity Date: 30 Nov 27							

Portfolio Statement

31 DEC 2023

Account Name *UFCW TRI-STATE - RYAN LABS-SL Account number [REDACTED]

Page 8 of 87

◆ Asset Detail - Base Currency

Asset Detail		Base Currency		Unrealized gain/loss				
Description/Asset ID	Investment Mgr ID	Exchange rate/ Local market price	Accrued income/expense	Market value	Cost	Market	Translation	Total
Shares/PAR value								
Fixed Income								
Government bonds								
UNITED STATES TREAS NTS WIT 0 3/4 04/30/26 .75% DUE 04-30-2026 BEO CUSIP: 91282CBW0								
230,000.00		92.5468750	293.81	212,857.81	229,631.64	- 16,773.83	0.00	- 16,773.83
Issue Date: 30 Apr 21 Rate: 0.75% Yield to Maturity: 4.129% Maturity Date: 30 Apr 26								
UNITED STATES TREAS NTS 2.625% 04-15-2025 CUSIP: 91282CEH0								
125,000.00		97.5664060	690.31	121,958.01	122,469.50	- 511.49	0.00	- 511.49
Issue Date: 15 Apr 22 Rate: 2.625% Yield to Maturity: 4.579% Maturity Date: 15 Apr 25								
UNITED STATES TREAS NTS 4.5% 08-15-2026 CUSIP: 91282CHU8								
140,000.00		100.7109380	2,313.51	140,995.31	138,798.05	2,197.26	0.00	2,197.26
Issue Date: 15 Aug 23 Rate: 4.375% Yield to Maturity: 4.085% Maturity Date: 15 Aug 26								
UNITED STATES TREAS NTS 4.625% 11-15-2026 CUSIP: 91282CJK8								
150,000.00		101.6250000	910.38	152,437.50	152,108.60	328.90	0.00	328.90
Issue Date: 15 Nov 23 Rate: 4.625% Yield to Maturity: 4.02% Maturity Date: 15 Nov 26								
UNITED STS TREAS NTS .875% 06-30-2026 CUSIP: 91282CCJ8								
235,000.00		92.5078120	1,033.77	217,393.36	234,440.04	- 17,046.68	0.00	- 17,046.68
Issue Date: 30 Jun 21 Rate: 0.875% Yield to Maturity: 4.053% Maturity Date: 30 Jun 26								

Portfolio Statement

31 DEC 2023

Account Name *UFCW TRI-STATE - RYAN LABS-SL Account number [REDACTED]

Page 9 of 87

◆ Asset Detail - Base Currency

Description/Asset ID Investment Mgr ID Shares/PAR value	Exchange rate/ Local market price	Accrued income/expense	Market value	Cost	Unrealized gain/loss		
					Market	Translation	Total
Fixed Income							
Government bonds							
UNITED STS TREAS NTS UNITED STS TREAS NTS .25% DUE 07-31-2025 REG CUSIP: 91282CAB7							
145,000.00	93.6640620	151.69	135,812.89	145,283.20	- 9,470.31	0.00	- 9,470.31
Issue Date: 31 Jul 20 Rate: 0.25% Yield to Maturity: 4.421% Maturity Date: 31 Jul 25							
US TREASURY N/B 3.125% DUE 08-31-2027 REG CUSIP: 91282CFH9							
183,000.00	97.2539060	1,932.43	177,974.65	175,588.29	2,386.36	0.00	2,386.36
Issue Date: 31 Aug 22 Rate: 3.125% Yield to Maturity: 3.936% Maturity Date: 31 Aug 27							
Total USD		30,354.05	3,277,582.07	3,307,377.20	- 29,795.13	0.00	- 29,795.13
Total United States		30,354.05	3,277,582.07	3,307,377.20	- 29,795.13	0.00	- 29,795.13
Total Government Bonds							
3,317,000.00		30,354.05	3,277,582.07	3,307,377.20	- 29,795.13	0.00	- 29,795.13
Corporate bonds							
Australia - USD							
BHP BILLITON FIN USA LTD 4.75% 02-28-2028 CUSIP: 055451AZ1							
20,000.00	101.1179170	324.58	20,223.58	19,899.80	323.78	0.00	323.78
Issue Date: 28 Feb 23 Rate: 4.75% Call Date: 28 Jan 28 Call Price: 100.00 Yield to Maturity: 4.451% Maturity Date: 28 Feb 28							

Portfolio Statement

31 DEC 2023

Account number XXXXXXXXXX
Account Name *UFCW TRI-STATE - RYAN LABS-SL

Page 10 of 87

◆ Asset Detail - Base Currency

Description/Asset ID Investment Mgr ID Shares/PAR value	Base Currency Exchange rate/ Local market price	Accrued income/expense	Market value	Cost	Unrealized gain/loss		Total
					Market	Translation	
Fixed Income							
Corporate bonds							
PVTPL GLENCORE FDG LLC 5.4% 05-08-2028 CUSIP: 378272BK3							
20,000.00	101.9308860	159.00	20,386.18	19,992.20	393.98	0.00	393.98
Issue Date: 8 May 23 Rate: 5.4% Call Date: 8 Apr 28 Call Price: 100.00 Yield to Maturity: 4.901% Maturity Date: 8 May 28							
Total USD		483.58	40,609.76	39,892.00	717.76	0.00	717.76
Total Australia		483.58	40,609.76	39,892.00	717.76	0.00	717.76
Canada - USD							
BANK NOVA SCOTIA B C 5.35% 12-07-2026 CUSIP: 06418JAA9							
60,000.00	101.7288260	214.00	61,037.30	59,977.20	1,060.10	0.00	1,060.10
Issue Date: 7 Dec 23 Rate: 5.35% Yield to Maturity: 4.712% Maturity Date: 7 Dec 26							
ENBRIDGE INC 6.0% 11-15-2028 CUSIP: 29250NBX2							
10,000.00	105.0822410	86.66	10,508.22	9,989.20	519.02	0.00	519.02
Issue Date: 9 Nov 23 Rate: 6% Call Date: 15 Oct 28 Call Price: 100.00 Yield to Maturity: 4.817% Maturity Date: 15 Nov 28							
ROYAL BK CDA GLOBAL MEDIUM TERM SR BK NT5.2% 08-01-2028 CUSIP: 78016HZS2							
20,000.00	102.0967130	465.11	20,419.34	19,990.80	428.54	0.00	428.54
Issue Date: 20 Jul 23 Rate: 5.2% Yield to Maturity: 4.686% Maturity Date: 1 Aug 28							

Portfolio Statement

31 DEC 2023

Account number XXXXXXXXXX
Account Name *UFCW TRI-STATE - RYAN LABS-SL

Page 11 of 87

◆ Asset Detail - Base Currency

Description/Asset ID Investment Mgr ID Shares/PAR value	Exchange rate/ Local market price	Accrued income/expense	Market value	Cost	Unrealized gain/loss		Total
					Market	Translation	
<i>Fixed Income</i>							
Corporate bonds							
TORONTO-DOMINION BANK 4.693% 09-15-2027 CUSIP: 89115A2H4							
30,000.00	99.8874560	414.54	29,966.24	30,000.00	- 33.76	0.00	- 33.76
Issue Date: 15 Sep 22 Rate: 4.693% Yield to Maturity: 4.724% Maturity Date: 15 Sep 27							
Total USD		1,180.31	121,931.10	119,957.20	1,973.90	0.00	1,973.90
Total Canada		1,180.31	121,931.10	119,957.20	1,973.90	0.00	1,973.90
Colombia - USD							
BANCOLOMBIA S A 3% DUE 01-29-2025 CUSIP: 05968LAM4							
50,000.00	96.8435100	633.33	48,421.76	49,646.50	- 1,224.74	0.00	- 1,224.74
Issue Date: 29 Jan 20 Rate: 3% Call Date: 29 Dec 24 Call Price: 100.00 Yield to Maturity: 6.051% Maturity Date: 29 Jan 25							
Total USD		633.33	48,421.76	49,646.50	- 1,224.74	0.00	- 1,224.74
Total Colombia		633.33	48,421.76	49,646.50	- 1,224.74	0.00	- 1,224.74

Portfolio Statement

31 DEC 2023

Account Name *UFCW TRI-STATE - RYAN LABS-SL Account number [REDACTED]

Page 12 of 87

Asset Detail - Base Currency

Description/Asset ID Investment Mgr ID Shares/PAR value	Base Currency	Exchange rate/ Local market price	Accrued income/expense	Market value	Cost	Unrealized gain/loss		Total
						Market	Translation	
Fixed Income								
Corporate bonds								
Japan - USD								
MIZUHO FINL GROUP FIXED 2.226% DUE 05-25-2026 CUSIP: 60687YBD0								
55,000.00		95.5738920	122.43	52,565.64	55,000.00	- 2,434.36	0.00	- 2,434.36
Issue Date: 25 Feb 20 Rate: 2.226% Call Date: 25 May 25 Call Price: 100.00 Yield to Maturity: 4.178% Maturity Date: 25 May 26								
SUMITOMO MITSUI FINL GROUP INC 1.402% 09-17-2026 CUSIP: 86562MCH1								
65,000.00		91.1076860	263.26	59,220.00	57,079.10	2,140.90	0.00	2,140.90
Issue Date: 17 Sep 21 Rate: 1.402% Yield to Maturity: 4.939% Maturity Date: 17 Sep 26								
Total USD			385.69	111,785.64	112,079.10	- 293.46	0.00	- 293.46
Total Japan			385.69	111,785.64	112,079.10	- 293.46	0.00	- 293.46
United Kingdom - USD								
LLOYDS BANKING GROUP PLC 5.985% 08-07-2027 CUSIP: 539439AY5								
30,000.00		101.8005020	718.20	30,540.15	29,956.20	583.95	0.00	583.95
Issue Date: 7 Aug 23 Rate: 5.985% Call Date: 7 Aug 26 Call Price: 100.00 Yield to Maturity: 5.499% Maturity Date: 7 Aug 27								
NATWEST GROUP PLC 5.808% DUE 09-13-2029 CUSIP: 639057AK4								
15,000.00		102.6261510	261.36	15,393.92	14,941.80	452.12	0.00	452.12
Issue Date: 13 Jun 23 Rate: 5.808% Call Date: 13 Sep 28 Call Price: 100.00 Yield to Maturity: 5.408% Maturity Date: 13 Sep 29								

Portfolio Statement

31 DEC 2023

Account Name *UFCW TRI-STATE - RYAN LABS-SL Account number [REDACTED]

Page 13 of 87

Asset Detail - Base Currency

Description/Asset ID Investment Mgr ID Shares/PAR value	Exchange rate/ Local market price	Accrued income/expense	Market value	Cost	Unrealized gain/loss		
					Market	Translation	Total
<i>Fixed Income</i>							
Corporate bonds							
Total USD		979.56	45,934.07	44,898.00	1,036.07	0.00	1,036.07
Total United Kingdom		979.56	45,934.07	44,898.00	1,036.07	0.00	1,036.07
United States - USD							
ALTRIA GROUP INC FIXED 2.35% DUE 05-06-2025 CUSIP: 02209SBH5							
40,000.00	96.4556570	143.61	38,582.26	39,983.20	- 1,400.94	0.00	- 1,400.94
Issue Date: 6 May 20 Rate: 2.35% Call Date: 6 Apr 25 Call Price: 100.00 Yield to Maturity: 5.092% Maturity Date: 6 May 25							
BANK AMER CORP FIXED 4.827% DUE 07-22-2026 CUSIP: 06051GLA5							
25,000.00	99.2546950	532.98	24,813.67	25,000.00	- 186.33	0.00	- 186.33
Issue Date: 22 Jul 22 Rate: 4.827% Call Date: 22 Jul 25 Call Price: 100.00 Yield to Maturity: 5.139% Maturity Date: 22 Jul 26							
BANK OF AMERICA CORPORATION MTN 1.53% DUE 12-06-2025/06-06-2022 REG CUSIP: 06051GKE8							
30,000.00	96.1308700	31.87	28,839.26	29,967.00	- 1,127.74	0.00	- 1,127.74
Issue Date: 6 Dec 21 Rate: 1.53% Call Date: 6 Dec 24 Call Price: 100.00 Yield to Maturity: 3.617% Maturity Date: 6 Dec 25							
BLACKSTONE PVT CR 2.625% DUE 12-15-2026 CUSIP: 09261HAD9							
65,000.00	90.5718040	75.83	58,871.67	57,551.00	1,320.67	0.00	1,320.67
Issue Date: 15 Jun 22 Rate: 2.625% Call Date: 15 Nov 26 Call Price: 100.00 Yield to Maturity: 6.156% Maturity Date: 15 Dec 26							

Portfolio Statement

31 DEC 2023

Account Name *UFCW TRI-STATE - RYAN LABS-SL Account number [REDACTED]

Page 14 of 87

◆ Asset Detail - Base Currency

Description/Asset ID Investment Mgr ID Shares/PAR value	Exchange rate/ Local market price	Accrued income/expense	Market value	Cost	Unrealized gain/loss		Total
					Market	Translation	
Fixed Income							
Corporate bonds							
BLUE OWL CAP CORP 3.4% DUE 07-15-2026 CUSIP: 69121KAE4							
10,000.00	92.9865130	156.77	9,298.65	10,413.10	- 1,114.45	0.00	- 1,114.45
Issue Date: 8 Dec 20 Rate: 3.4% Call Date: 15 Jun 26 Call Price: 100.00 Yield to Maturity: 6.431% Maturity Date: 15 Jul 26							
BLUE OWL CR INCOME CORP 7.75% 01-15-2029 CUSIP: 69120VAU5							
25,000.00	103.2243570	145.31	25,806.09	25,606.45	199.64	0.00	199.64
Issue Date: 4 Dec 23 Rate: 7.75% Call Date: 15 Dec 28 Call Price: 100.00 Yield to Maturity: 6.979% Maturity Date: 15 Jan 29							
CELANESE US HLDGS LLC 6.35% 11-15-2028 CUSIP: 15089QAW4							
45,000.00	104.9471110	365.12	47,226.20	44,993.70	2,232.50	0.00	2,232.50
Issue Date: 24 Aug 23 Rate: 6.35% Call Date: 15 Oct 28 Call Price: 100.00 Yield to Maturity: 5.187% Maturity Date: 15 Nov 28							
EIDP INC 4.5% 05-15-2026 CUSIP: 263534CQ0							
45,000.00	99.6460120	258.75	44,840.71	44,942.40	- 101.69	0.00	- 101.69
Issue Date: 15 May 23 Rate: 4.5% Call Date: 15 Apr 26 Call Price: 100.00 Yield to Maturity: 4.656% Maturity Date: 15 May 26							
ENERGY TRANSFER L P 6.1% 12-01-2028 CUSIP: 29273VAS9							
60,000.00	105.0726000	304.99	63,043.56	60,473.10	2,570.46	0.00	2,570.46
Issue Date: 13 Oct 23 Rate: 6.1% Call Date: 1 Nov 28 Call Price: 100.00 Yield to Maturity: 4.925% Maturity Date: 1 Dec 28							

Portfolio Statement

31 DEC 2023

Account Name *UFCW TRI-STATE - RYAN LABS-SL Account number [REDACTED]

Page 15 of 87

◆ Asset Detail - Base Currency

Asset Detail		Base Currency		Unrealized gain/loss				
Description/Asset ID	Investment Mgr ID	Exchange rate/ Local market price	Accrued income/expense	Market value	Cost	Market	Translation	Total
Shares/PAR value								
Fixed Income								
Corporate bonds								
ENERGY TRANSFER 2.9% DUE 05-15-2025 CUSIP: 29278NAP8								
20,000.00		96.9161030	74.11	19,383.22	20,921.20	- 1,537.98	0.00	- 1,537.98
Issue Date: 22 Jan 20 Rate: 2.9% Call Date: 15 Apr 25 Call Price: 100.00 Yield to Maturity: 5.246% Maturity Date: 15 May 25								
FIFTH THIRD BANCORP 6.339% 07-27-2029 CUSIP: 316773DK3								
5,000.00		104.2082760	135.58	5,210.41	5,000.00	210.41	0.00	210.41
Issue Date: 27 Jul 23 Rate: 6.339% Call Date: 23 Jan 24 Call Price: 100.00 Yield to Maturity: 5.666% Maturity Date: 27 Jul 29								
GLOBAL PMTS INC 1.2% DUE 03-01-2026 CUSIP: 37940XAE2								
35,000.00		91.9033490	140.00	32,166.17	31,825.50	340.67	0.00	340.67
Issue Date: 26 Feb 21 Rate: 1.2% Call Date: 1 Feb 26 Call Price: 100.00 Yield to Maturity: 5.188% Maturity Date: 1 Mar 26								
HUMANA INC 1.35% 02-03-2027 CUSIP: 444859BQ4								
30,000.00		90.2530060	166.50	27,075.90	29,971.50	- 2,895.60	0.00	- 2,895.60
Issue Date: 3 Aug 21 Rate: 1.35% Call Date: 3 Jan 27 Call Price: 100.00 Yield to Maturity: 4.775% Maturity Date: 3 Feb 27								
HUNTINGTON BANCSHARES INC 6.208% 08-21-2029 CUSIP: 446150BC7								
35,000.00		103.2024190	784.62	36,120.85	35,000.00	1,120.85	0.00	1,120.85
Issue Date: 21 Aug 23 Rate: 6.208% Call Date: 17 Feb 24 Call Price: 100.00 Yield to Maturity: 5.696% Maturity Date: 21 Aug 29								

Portfolio Statement

31 DEC 2023

Account number XXXXXXXXXX
Account Name *UFCW TRI-STATE - RYAN LABS-SL

◆ Asset Detail - Base Currency

Page 16 of 87

Asset Detail		Base Currency		Unrealized gain/loss				
Description/Asset ID	Investment Mgr ID	Exchange rate/ Local market price	Accrued income/expense	Market value	Cost	Market	Translation	Total
Shares/PAR value								
Fixed Income								
Corporate bonds								
INGERSOLL RAND INC 5.4% DUE 08-14-2028 CUSIP: 45687VAA4								
55,000.00		103.1343510	1,130.25	56,723.89	54,786.05	1,937.84	0.00	1,937.84
Issue Date: 14 Aug 23 Rate: 5.4% Call Date: 14 Jul 28 Call Price: 100.00 Yield to Maturity: 4.637% Maturity Date: 14 Aug 28								
INTEL CORP 4.875% 02-10-2028 CUSIP: 458140CE8								
20,000.00		101.7278330	381.87	20,345.57	19,983.40	362.17	0.00	362.17
Issue Date: 10 Feb 23 Rate: 4.875% Call Date: 10 Jan 28 Call Price: 100.00 Yield to Maturity: 4.41% Maturity Date: 10 Feb 28								
KEYBANK NATL ASSN CLEVELAND OHIO GLOBAL 4.15% 08-08-2025 CUSIP: 49327M3E2								
60,000.00		96.9533810	989.08	58,172.03	60,171.00	- 1,998.97	0.00	- 1,998.97
Issue Date: 8 Aug 22 Rate: 4.15% Yield to Maturity: 6.165% Maturity Date: 8 Aug 25								
KEYBANK NATL ASSN CLEVELAND OHIO GLOBAL 4.7% 01-26-2026 CUSIP: 49327M3G7								
10,000.00		97.6911040	202.36	9,769.11	9,050.00	719.11	0.00	719.11
Issue Date: 26 Jan 23 Rate: 4.7% Call Date: 27 Dec 25 Call Price: 100.00 Yield to Maturity: 5.896% Maturity Date: 26 Jan 26								
MARRIOTT INTERNATIONAL INC 5.0% 10-15-2027 CUSIP: 571903BJ1								
15,000.00		101.2436640	158.33	15,186.55	14,869.20	317.35	0.00	317.35
Issue Date: 8 Sep 22 Rate: 5% Call Date: 15 Sep 27 Call Price: 100.00 Yield to Maturity: 4.637% Maturity Date: 15 Oct 27								

Portfolio Statement

31 DEC 2023

Account number XXXXXXXXXX
Account Name *UFCW TRI-STATE - RYAN LABS-SL

◆ Asset Detail - Base Currency

Page 17 of 87

Asset Detail		Base Currency		Unrealized gain/loss				
Description/Asset ID	Investment Mgr ID	Exchange rate/ Local market price	Accrued income/expense	Market value	Cost	Market	Translation	Total
Shares/PAR value								
Fixed Income								
Corporate bonds								
MORGAN STANLEY FLTG RT 6.296% DUE 10-18-2028 CUSIP: 61747YEV3								
30,000.00		104.8235750	383.00	31,447.07	30,142.50	1,304.57	0.00	1,304.57
Issue Date: 18 Oct 22 Rate: 6.296% Call Date: 18 Oct 27 Call Price: 100.00 Yield to Maturity: 5.147% Maturity Date: 18 Oct 28								
MPLX LP 1.75% DUE 03-01-2026 CUSIP: 55336VBR0								
65,000.00		93.5853710	379.16	60,830.49	59,782.45	1,048.04	0.00	1,048.04
Issue Date: 18 Aug 20 Rate: 1.75% Call Date: 1 Feb 26 Call Price: 100.00 Yield to Maturity: 4.897% Maturity Date: 1 Mar 26								
OAKTREE SPECIALTY LENDING CORP 3.5% 02-25-2025 CUSIP: 67401PAB4								
55,000.00		96.9531910	673.75	53,324.26	57,799.60	- 4,475.34	0.00	- 4,475.34
Issue Date: 25 Feb 20 Rate: 3.5% Call Date: 25 Jan 25 Call Price: 100.00 Yield to Maturity: 6.269% Maturity Date: 25 Feb 25								
OWL ROCK CAP CORP 3.75% DUE 07-22-2025 CUSIP: 69121KAC8								
55,000.00		95.8029040	910.93	52,691.60	53,199.50	- 507.90	0.00	- 507.90
Issue Date: 22 Jan 20 Rate: 3.75% Call Date: 22 Jun 25 Call Price: 100.00 Yield to Maturity: 6.617% Maturity Date: 22 Jul 25								
PNC FINL SVCS GROUP INC 6.615% 10-20-2027 CUSIP: 693475BT1								
55,000.00		103.7780770	717.54	57,077.94	55,000.00	2,077.94	0.00	2,077.94
Issue Date: 20 Oct 23 Rate: 6.615% Call Date: 20 Oct 26 Call Price: 100.00 Yield to Maturity: 5.573% Maturity Date: 20 Oct 27								

Portfolio Statement

31 DEC 2023

Account Name *UFCW TRI-STATE - RYAN LABS-SL Account number [REDACTED]

Asset Detail - Base Currency

Page 18 of 87

Description/Asset ID Investment Mgr ID Shares/PAR value	Exchange rate/ Local market price	Accrued income/expense	Market value	Cost	Unrealized gain/loss		Total
					Market	Translation	
<i>Fixed Income</i>							
Corporate bonds							
PRINCIPAL LIFE GLOBAL FUNDING II TRANCHE# TR 117 06/28/2023 5.5% 06-28-2028 CUSIP: 74256LEW5							
40,000.00	101.3752390	18.33	40,550.10	39,998.40	551.70	0.00	551.70
Issue Date: 28 Jun 23 Rate: 5.5% Yield to Maturity: 5.153% Maturity Date: 28 Jun 28							
PRUDENTIAL FINL INC MEDIUM TERM NTS BOOK1.5% 03-10-2026 CUSIP: 74432QCH6							
65,000.00	93.2188590	300.62	60,592.26	59,363.20	1,229.06	0.00	1,229.06
Issue Date: 10 Mar 20 Rate: 1.5% Call Date: 10 Feb 26 Call Price: 100.00 Yield to Maturity: 4.787% Maturity Date: 10 Mar 26							
PVTPL ATHENE GLOBAL FDG MEDIUM TERM SR SECD NT 1.45% 01-08-2026 CUSIP: 04685A2U4							
30,000.00	92.1414180	209.04	27,642.43	26,360.40	1,282.03	0.00	1,282.03
Issue Date: 8 Jan 21 Rate: 1.45% Yield to Maturity: 5.609% Maturity Date: 8 Jan 26							
PVTPL COLUMBIA PIPELINES HLDG CO LLC SR NT 6.042% 08-15-2028 CUSIP: 19828AAB3							
10,000.00	103.3071560	240.00	10,330.72	9,999.80	330.92	0.00	330.92
Issue Date: 8 Aug 23 Rate: 6.042% Call Date: 15 Jul 28 Call Price: 100.00 Yield to Maturity: 5.226% Maturity Date: 15 Aug 28							
PVTPL MILEAGE PLUS HLDGS LLC/MILEAGE PLUS IN 6.5% DUE 06-20-2027 CUSIP: 599191AA1							
38,500.00	100.2885480	76.46	38,611.09	38,064.95	546.14	0.00	546.14
Issue Date: 2 Jul 20 Rate: 6.5% Call Date: 30 Jun 24 Call Price: 101.62 Yield to Maturity: 6.406% Maturity Date: 20 Jun 27							

Portfolio Statement

31 DEC 2023

Account number XXXXXXXXXX
Account Name *UFCW TRI-STATE - RYAN LABS-SL

Page 19 of 87

◆ Asset Detail - Base Currency

Asset Detail		Base Currency		Unrealized gain/loss				
Description/Asset ID	Investment Mgr ID	Exchange rate/ Local market price	Accrued income/expense	Market value	Cost	Market	Translation	Total
Shares/PAR value								
Fixed Income								
Corporate bonds								
SANTANDER HLDGS USA INC 3.244% DUE 10-05-2026 REG CUSIP: 80282KAZ9								
20,000.00	94.2049660	154.99	18,840.99	21,263.00	- 2,422.01	0.00	- 2,422.01	
Issue Date: 4 Oct 19 Rate: 3.244% Call Date: 5 Aug 26 Call Price: 100.00 Yield to Maturity: 5.529% Maturity Date: 5 Oct 26								
SYNCHRONY FINL 4.875% 06-13-2025 CUSIP: 87165BAS2								
30,000.00	98.3078810	73.12	29,492.36	29,989.40	- 497.04	0.00	- 497.04	
Issue Date: 13 Jun 22 Rate: 4.875% Call Date: 13 May 25 Call Price: 100.00 Yield to Maturity: 6.106% Maturity Date: 13 Jun 25								
T-MOBILE USA INC 2.25% DUE 02-15-2026 CUSIP: 87264ABR5								
30,000.00	94.7535400	255.00	28,426.06	27,699.00	727.06	0.00	727.06	
Issue Date: 14 Jan 21 Rate: 2.25% Call Date: 15 Feb 24 Call Price: 100.56 Yield to Maturity: 4.874% Maturity Date: 15 Feb 26								
TRUIST FINANCIAL CORPORATION 7.161% 10-30-2029 CUSIP: 89788MAQ5								
50,000.00	108.1159840	636.53	54,057.99	50,000.00	4,057.99	0.00	4,057.99	
Issue Date: 27 Oct 23 Rate: 7.161% Call Date: 24 Apr 24 Call Price: 100.00 Yield to Maturity: 5.513% Maturity Date: 30 Oct 29								
VMWARE INC FIXED 4.5% DUE 05-15-2025 CUSIP: 928563AD7								
45,000.00	99.0110690	258.75	44,554.98	44,977.05	- 422.07	0.00	- 422.07	
Issue Date: 7 Apr 20 Rate: 4.5% Call Date: 15 Apr 25 Call Price: 100.00 Yield to Maturity: 5.249% Maturity Date: 15 May 25								

Portfolio Statement

31 DEC 2023

Account Name *UFCW TRI-STATE - RYAN LABS-SL Account number [REDACTED]

Page 20 of 87

Asset Detail - Base Currency

Description/Asset ID Investment Mgr ID Shares/PAR value	Base Currency	Exchange rate/ Local market price	Accrued income/expense	Market value	Cost	Unrealized gain/loss		Total
						Market	Translation	
Fixed Income								
Corporate bonds								
WELLS FARGO & CO VAR RT 3.908% DUE 04-25-2026 CUSIP: 95000U2X0								
60,000.00		98.0229300	429.88	58,813.76	59,780.55	- 966.79	0.00	- 966.79
Issue Date: 25 Apr 22 Rate: 3.908% Call Date: 25 Apr 25 Call Price: 100.00 Yield to Maturity: 4.816% Maturity Date: 25 Apr 26								
WELLS FARGO & COMPANY 2.164% 02-11-2026 CUSIP: 95000U2K8								
10,000.00		96.2517440	84.15	9,625.17	10,000.00	- 374.83	0.00	- 374.83
Issue Date: 11 Feb 20 Rate: 2.164% Call Date: 11 Feb 25 Call Price: 100.00 Yield to Maturity: 4.028% Maturity Date: 11 Feb 26								
Total USD			11,979.18	1,298,385.04	1,293,927.60	4,457.44	0.00	4,457.44
Total United States			11,979.18	1,298,385.04	1,293,927.60	4,457.44	0.00	4,457.44
Total Corporate Bonds								
1,693,500.00			15,641.65	1,667,067.37	1,660,400.40	6,666.97	0.00	6,666.97
Commercial mortgage-backed								
United States - USD								
BPR TR 2022-OANA FLTG RT 9.05681% DUE 04-15-2037 CUSIP: 05592DAL8								
30,000.00		95.9737300	128.30	28,792.12	29,924.70	- 1,132.58	0.00	- 1,132.58
Issue Date: 19 Apr 22 Rate: 9.05681% Yield to Maturity: 10.603% Maturity Date: 15 Apr 37								

Portfolio Statement

31 DEC 2023

Account Name *UFCW TRI-STATE - RYAN LABS-SL Account number [REDACTED]

Page 21 of 87

◆ Asset Detail - Base Currency

Description/Asset ID Investment Mgr ID Shares/PAR value	Exchange rate/ Local market price	Accrued income/expense	Market value	Cost	Unrealized gain/loss		Total
					Market	Translation	
<i>Fixed Income</i>							
Commercial mortgage-backed							
CMO GS MTG SECS TR 2014-GC22 MTG PASS THRU CTF CL C VAR RT 06-12-2047 CUSIP: 36253BBB8							
65,000.00	60.5464800	253.77	39,355.21	66,593.75	- 27,238.54	0.00	- 27,238.54
Issue Date: 1 Jun 14 Rate: 4.68515% Yield to Maturity: 123.604% Maturity Date: 10 Jun 47							
CMO WELLS FARGO COML MTG TR 2016-C37 COML MTG CTF CL C VAR RT 12-15-2049 CUSIP: 95000PAL8							
30,000.00	87.3799700	111.67	26,213.99	30,254.30	- 4,040.31	0.00	- 4,040.31
Issue Date: 1 Dec 16 Rate: 4.46689% Yield to Maturity: 9.378% Maturity Date: 15 Dec 49							
CMO WELLS FARGO COMM MTG TST SER 2016-BNK1 CL AS 2.814% 08-15-2049 CUSIP: 95000GBA1							
50,000.00	89.5718900	117.25	44,785.95	46,207.03	- 1,421.08	0.00	- 1,421.08
Issue Date: 1 Aug 16 Rate: 2.814% Yield to Maturity: 7.245% Maturity Date: 15 Aug 49							
CMO WFRBS COML MTG TR 2014-C21 3.885 DUE08-15-2047 REG CUSIP: 92939FAW9							
15,000.00	94.4898800	48.63	14,173.48	14,758.01	- 584.53	0.00	- 584.53
Issue Date: 1 Aug 14 Rate: 3.891% Yield to Maturity: 14.177% Maturity Date: 15 Aug 47							
JPMBB COML MTG FLTG RT 4.18637% DUE 05-15-2048 CUSIP: 46644RBF1							
60,000.00	89.8405000	209.31	53,904.30	60,011.33	- 6,107.03	0.00	- 6,107.03
Issue Date: 1 Jun 15 Rate: 4.18637% Yield to Maturity: 12.155% Maturity Date: 15 May 48							

Portfolio Statement

31 DEC 2023

Account Name *UFCW TRI-STATE - RYAN LABS-SL Account number [REDACTED]

Page 22 of 87

◆ Asset Detail - Base Currency

Description/Asset ID Investment Mgr ID Shares/PAR value	Exchange rate/ Local market price	Accrued income/expense	Market value	Cost	Unrealized gain/loss		Total
					Market	Translation	
Fixed Income							
Commercial mortgage-backed							
JPMBB COML MTG SECS COML MTG TR 2015-C28 CL C VAR RT DUE 10-15-2048 REG CUSIP: 46644FAK7							
48,000.00	92.1216000	165.34	44,218.37	49,093.91	- 4,875.54	0.00	- 4,875.54
Issue Date: 1 Apr 15 Rate: 4.13353% Yield to Maturity: 7.969% Maturity Date: 15 Oct 48							
JPMBB COML MTG SECS TR 2015-C28 CL B FLTG RT DUE 10-15-2048 REG CUSIP: 46644FAJ0							
20,000.00	93.6474900	66.43	18,729.50	20,139.06	- 1,409.56	0.00	- 1,409.56
Issue Date: 1 Apr 15 Rate: 3.986% Yield to Maturity: 7.018% Maturity Date: 15 Oct 48							
JPMDB COML MTG 3.4836% DUE 06-15-2049 CUSIP: 46590LAX0							
50,000.00	91.7905500	145.15	45,895.28	47,484.38	- 1,589.10	0.00	- 1,589.10
Issue Date: 1 May 16 Rate: 3.4836% Yield to Maturity: 7.271% Maturity Date: 15 Jun 49							
MORGAN STANLEY BK AMER MERRILL COML MTG PASSTHRU CTF CL 3.527% 11-15-2049 CUSIP: 61766RBC9							
25,000.00	85.5268800	73.47	21,381.72	23,496.09	- 2,114.37	0.00	- 2,114.37
Issue Date: 1 Nov 16 Rate: 3.527% Yield to Maturity: 9.378% Maturity Date: 15 Nov 49							
PALISADES CTR TR 2.71298% DUE 04-13-2033 CUSIP: 69640GAA3							
15,000.00	53.5535000	24.86	8,033.03	14,092.50	- 6,059.47	0.00	- 6,059.47
Issue Date: 9 Apr 16 Rate: 2.71298% Yield to Maturity: 39.128% Maturity Date: 13 Apr 33							

Portfolio Statement

31 DEC 2023

Account Name *UFCW TRI-STATE - RYAN LABS-SL Account number [REDACTED]

Page 23 of 87

◆ Asset Detail - Base Currency

Description/Asset ID Investment Mgr ID Shares/PAR value	Exchange rate/ Local market price	Accrued income/expense	Market value	Cost	Unrealized gain/loss		Total
					Market	Translation	
<i>Fixed Income</i>							
Commercial mortgage-backed							
PVTPL CMO SHOPS AT CRYSTALS TR SER 2016-CSTL CL C 144A VAR 07-05-2036 CUSIP: 82510WAJ9							
40,000.00	87.7384100	128.51	35,095.36	39,781.25	- 4,685.89	0.00	- 4,685.89
Issue Date: 1 Jul 16 Rate: 3.85547% Yield to Maturity: 9.241% Maturity Date: 5 Jul 36							
QUEENS CTR MTG TR FLTG RT 3.59001% DUE 01-11-2037 CUSIP: 74824DAL4							
95,000.00	88.8126000	275.04	84,371.97	95,945.12	- 11,573.15	0.00	- 11,573.15
Issue Date: 1 Jan 13 Rate: 3.4742% Yield to Maturity: 15.195% Maturity Date: 11 Jan 37							
WELLS FARGO COML 3.401% DUE 03-15-2050 CUSIP: 95000TAC0							
55,000.00	41.3493400	155.87	22,742.14	52,189.84	- 29,447.70	0.00	- 29,447.70
Issue Date: 1 Mar 17 Rate: 3.401% Yield to Maturity: 33.302% Maturity Date: 15 Mar 50							
Total USD		1,903.60	487,692.42	589,971.27	- 102,278.85	0.00	- 102,278.85
Total United States		1,903.60	487,692.42	589,971.27	- 102,278.85	0.00	- 102,278.85
Total Commercial Mortgage-Backed							
598,000.00		1,903.60	487,692.42	589,971.27	- 102,278.85	0.00	- 102,278.85

Portfolio Statement

31 DEC 2023

Account number XXXXXXXXXX
Account Name *UFCW TRI-STATE - RYAN LABS-SL

Page 24 of 87

◆ Asset Detail - Base Currency

						Unrealized gain/loss		
Description/Asset ID	Investment Mgr ID	Exchange rate/ Local market price	Accrued income/expense	Market value	Cost	Market	Translation	Total
Shares/PAR value								
Fixed Income								
Asset backed securities								
United States - USD								
AMERN CR ACCEP RECIEVABLES TR 1.82% 02-14-2028 CUSIP: 02530TAG6								
25,000.00		96.5142000	22.75	24,128.55	22,625.00	1,503.55	0.00	1,503.55
Issue Date: 28 Oct 21 Rate: 1.82% Yield to Maturity: 6.608% Maturity Date: 14 Feb 28								
AMERN CR ACCEP 4.85% DUE 06-13-2028 CUSIP: 02530BAG5								
20,000.00		97.9383400	48.50	19,587.67	19,995.90	- 408.23	0.00	- 408.23
Issue Date: 29 Apr 22 Rate: 4.85% Yield to Maturity: 6.763% Maturity Date: 13 Jun 28								
AMERN CR ACCEP 5.83% DUE 10-13-2028 CUSIP: 02528GAG8								
50,000.00		99.3462800	145.75	49,673.14	50,053.91	- 380.77	0.00	- 380.77
Issue Date: 11 Aug 22 Rate: 5.83% Yield to Maturity: 6.428% Maturity Date: 13 Oct 28								
DR AUTO 1.39% DUE 03-15-2029 CUSIP: 262104AF9								
10,000.00		94.9081200	6.17	9,490.81	9,402.73	88.08	0.00	88.08
Issue Date: 25 Aug 21 Rate: 1.39% Yield to Maturity: 10.067% Maturity Date: 15 Mar 29								
DRIVEN BRANDS FDG 3.786% DUE 07-20-2050 CUSIP: 26209XAA9								
77,400.00		92.1442000	577.93	71,319.61	80,850.45	- 9,530.84	0.00	- 9,530.84
Issue Date: 6 Jul 20 Rate: 3.786% Yield to Maturity: 6.746% Maturity Date: 20 Jul 50								

Portfolio Statement

31 DEC 2023

Account Name *UFCW TRI-STATE - RYAN LABS-SL Account number [REDACTED]

Page 25 of 87

◆ Asset Detail - Base Currency

Description/Asset ID Investment Mgr ID Shares/PAR value	Exchange rate/ Local market price	Accrued income/expense	Market value	Cost	Unrealized gain/loss		Total
					Market	Translation	
Fixed Income							
Asset backed securities							
EXETER AUTOMOBILE RECBLES TR 2015-3 SR 22-2A CL D 4.56% 07-17-2028 CUSIP: 30166QAF6							
40,000.00	96.9994500	81.06	38,799.78	39,136.34	- 336.56	0.00	- 336.56
Issue Date: 20 Apr 22 Rate: 4.56% Yield to Maturity: 6.327% Maturity Date: 17 Jul 28							
EXETER AUTOMOBILE 5.98% DUE 12-15-2028 CUSIP: 30166BAF9							
15,000.00	99.1015800	39.86	14,865.24	14,995.73	- 130.49	0.00	- 130.49
Issue Date: 10 Aug 22 Rate: 5.98% Yield to Maturity: 6.451% Maturity Date: 15 Dec 28							
GLS AUTO RECEIVABLES ISSUER TR AUTO RECEIVABLES BKD NT CL 6.15% 04-17-2028 CUSIP: 36265NAE3							
20,000.00	99.6036100	54.66	19,920.72	20,106.25	- 185.53	0.00	- 185.53
Issue Date: 14 Jun 22 Rate: 6.15% Yield to Maturity: 6.361% Maturity Date: 17 Apr 28							
GLS AUTO 1.68% DUE 01-15-2027 CUSIP: 36261AAG0							
25,000.00	97.1423200	18.66	24,285.58	23,869.14	416.44	0.00	416.44
Issue Date: 12 Mar 21 Rate: 1.68% Yield to Maturity: 6.602% Maturity Date: 15 Jan 27							
HERTZ VEH FING III LLC 2021-1 RENT CAR AST BKD NT 2.05% 12-26-2025 CUSIP: 42806MAC3							
50,000.00	96.2442400	17.08	48,122.12	50,197.66	- 2,075.54	0.00	- 2,075.54
Issue Date: 30 Jun 21 Rate: 2.05% Yield to Maturity: 7.013% Maturity Date: 26 Dec 25							

Portfolio Statement

31 DEC 2023

Account Name *UFCW TRI-STATE - RYAN LABS-SL Account number [REDACTED]

Page 26 of 87

◆ Asset Detail - Base Currency

Description/Asset ID Investment Mgr ID Shares/PAR value	Exchange rate/ Local market price	Accrued income/expense	Market value	Cost	Unrealized gain/loss		Total
					Market	Translation	
Fixed Income							
Asset backed securities							
PVTPL AMERICAN CR ACCEP RECEIVABLES TR SER 20-1 CL E 3.32% DUE 03-13-2026 BEO CUSIP: 02529VAJ8							
25,000.00	99.6811400	41.50	24,920.29	25,911.13	- 990.84	0.00	- 990.84
Issue Date: 13 Feb 20 Rate: 3.32% Yield to Maturity: 4.58% Maturity Date: 13 Mar 26							
PVTPL CF HIPPOLYTA ISSUER LLC SER 2020-1CL B1 2.28% 07-15-2060 CUSIP: 12530MAC9							
71,956.16	91.5188400	72.91	65,853.44	72,426.76	- 6,573.32	0.00	- 6,573.32
Issue Date: 23 Jul 20 Rate: 2.28% Yield to Maturity: 6.649% Maturity Date: 15 Jul 60							
PVTPL CF HIPPOLYTA ISSUER LLC SER 21-1A CL A1 1.53% DUE 03-15-2061 CUSIP: 12530MAE5							
23,561.19	89.4065300	16.02	21,065.24	23,489.13	- 2,423.89	0.00	- 2,423.89
Issue Date: 18 Mar 21 Rate: 1.53% Yield to Maturity: 6.228% Maturity Date: 15 Mar 61							
WESTLAKE 2.12% DUE 01-15-2027 CUSIP: 96043JAL9							
50,000.00	95.1553600	47.11	47,577.68	50,164.06	- 2,586.38	0.00	- 2,586.38
Issue Date: 18 Nov 21 Rate: 2.12% Yield to Maturity: 7.765% Maturity Date: 15 Jan 27							
Total USD							
		1,189.96	479,609.87	503,224.19	- 23,614.32	0.00	- 23,614.32
Total United States							
		1,189.96	479,609.87	503,224.19	- 23,614.32	0.00	- 23,614.32

Portfolio Statement

31 DEC 2023

Account number XXXXXXXXXX
Account Name *UFCW TRI-STATE - RYAN LABS-SL

Page 27 of 87

◆ Asset Detail - Base Currency

Description/Asset ID Investment Mgr ID Shares/PAR value	Exchange rate/ Local market price	Accrued income/expense	Market value	Cost	Unrealized gain/loss		Total
					Market	Translation	
Fixed Income							
Asset backed securities							
Total Asset Backed Securities							
502,917.35		1,189.96	479,609.87	503,224.19	- 23,614.32	0.00	- 23,614.32
Non-government backed c.m.o.s							
United States - USD							
PVTPL CMO FINANCE AMER STRUCTURED SECS RMF TR SER CL A2 144A 2.0% 04-25-2051 CUSIP: 31739MAB0							
44,601.37	94.3467900	14.86	42,079.96	42,279.25	- 199.29	0.00	- 199.29
Issue Date: 22 Apr 21 Rate: 2% Maturity Date: 25 Apr 51							
Total USD							
		14.86	42,079.96	42,279.25	- 199.29	0.00	- 199.29
Total United States							
		14.86	42,079.96	42,279.25	- 199.29	0.00	- 199.29
Total Non-Government Backed C.M.O.s							
44,601.37		14.86	42,079.96	42,279.25	- 199.29	0.00	- 199.29
Total Fixed Income							
6,156,018.72		49,104.12	5,954,031.69	6,103,252.31	- 149,220.62	0.00	- 149,220.62

Portfolio Statement

31 DEC 2023

Account number XXXXXXXXXX
Account Name *UFCW TRI-STATE - RYAN LABS-SL

Page 28 of 87

◆ Asset Detail - Base Currency

						Unrealized gain/loss		
Description/Asset ID	Investment Mgr ID	Exchange rate/ Local market price	Accrued income/expense	Market value	Cost	Market	Translation	Total
Shares/PAR value								
Cash and Cash Equivalents								
Funds - short term investment								
United States - USD								
NT COLLECTIVE SHORT TERM INVT FD CUSIP: 66586U452								
V1034911301								
15,281.31		1.0000000	130.41	15,281.31	15,281.31	0.00	0.00	0.00
<hr/>								
Total USD			130.41	15,281.31	15,281.31	0.00	0.00	0.00
<hr/>								
Total United States			130.41	15,281.31	15,281.31	0.00	0.00	0.00
<hr/>								
Total Funds - Short Term Investment								
15,281.31			130.41	15,281.31	15,281.31	0.00	0.00	0.00
<hr/>								
Total Cash and Cash Equivalents								
15,281.31			130.41	15,281.31	15,281.31	0.00	0.00	0.00

Portfolio Statement

31 DEC 2023

Account number XXXXXXXXXX
Account Name *UFCW TRI-STATE - RYAN LABS-SL

Page 29 of 87

◆ Asset Detail - Base Currency

Description/Asset ID		Exchange rate/ Local market price	Accrued income/expense	Market value	Cost	Unrealized gain/loss		Total					
Investment Mgr ID	Shares/PAR value					Market	Translation						
Adjustments To Cash													
Pending trade purchases													
USD - United States dollar		1.0000000	0.00	- 117,561.14	- 117,561.14	0.00	0.00	0.00					
Total pending trade purchases - all currencies			0.00	- 117,561.14	- 117,561.14	0.00	0.00	0.00					
Total pending trade purchases - all countries			0.00	- 117,561.14	- 117,561.14	0.00	0.00	0.00					
Total Pending trade purchases			0.00	- 117,561.14	- 117,561.14	0.00	0.00	0.00					
Pending trade sales													
USD - United States dollar		1.0000000	0.00	122,661.38	122,661.38	0.00	0.00	0.00					
Total pending trade sales - all currencies			0.00	122,661.38	122,661.38	0.00	0.00	0.00					
Total pending trade sales - all countries			0.00	122,661.38	122,661.38	0.00	0.00	0.00					

Portfolio Statement

31 DEC 2023

Account number XXXXXXXXXX
Account Name *UFCW TRI-STATE - RYAN LABS-SL

Page 30 of 87

◆ Asset Detail - Base Currency

					Unrealized gain/loss		
Description/Asset ID	Investment Mgr ID	Exchange rate/ Local market price	Accrued income/expense	Market value	Cost	Market	Translation
Shares/PAR value							Total

Adjustments To Cash

Pending trade sales

Total Pending trade sales

0.00	0.00	122,661.38	122,661.38	0.00	0.00	0.00
------	------	------------	------------	------	------	------

Total Adjustments To Cash

0.00	0.00	5,100.24	5,100.24	0.00	0.00	0.00
------	------	----------	----------	------	------	------

Total	6,171,300.03	49,234.53	5,974,413.24	6,123,633.86	- 149,220.62	0.00	- 149,220.62
--------------	---------------------	------------------	---------------------	---------------------	---------------------	-------------	---------------------

++ Informational Only Asset - an asset that is not held in the account but that is included in Northern Trust's reports at the client's request solely as a matter of convenience to the client. Custodial and other responsibilities for this asset rest solely with the client or another custodian. Northern Trust has no custodial or other responsibilities for this asset, and the asset is not an asset of any Northern Trust account for purposes of the applicable account agreement.

Portfolio Statement

1 DEC 23 - 31 DEC 23

Account number XXXXXXXXXX
Account Name *UFCW TRI-STATE - RYAN LABS-SL

◆ Investment Transaction Summary

Page 31 of 87

Asset Type	Principal	Transaction Amount Accrued Interest	Adjustment Amt	Cost	Market	Realized Gain/Loss Translation	Total
<i>Other Gain/Loss</i>							
Fixed Income							
Non-government backed c.m.o.s	0.00	0.00	0.00	0.00	0.00	0.00	0.00
Total fixed income	0.00	0.00	0.00	0.00	0.00	0.00	0.00
Total other gain/loss	0.00	0.00	0.00	0.00	0.00	0.00	0.00
<i>Principal Paydowns</i>							
Fixed Income							
Corporate bonds	2,750.00	0.00	0.00	-2,718.92	31.08	0.00	31.08
Non-government backed c.m.o.s	224.68	0.00	0.00	-212.98	11.70	0.00	11.70
Total fixed income	2,974.68	0.00	0.00	-2,931.90	42.78	0.00	42.78
Total principal paydowns	2,974.68	0.00	0.00	-2,931.90	42.78	0.00	42.78
<i>Purchases</i>							
Fixed Income							
Government bonds	-152,108.60	-799.21	0.00	152,108.60	0.00	0.00	0.00
Corporate bonds	-130,426.80	-1,061.72	0.00	130,426.80	0.00	0.00	0.00
Total fixed income	-282,535.40	-1,860.93	0.00	282,535.40	0.00	0.00	0.00
Cash and Cash Equivalents							
Funds - short term investment	-84,329.17	0.00	0.00	84,329.17	0.00	0.00	0.00
Total cash and cash equivalents	-84,329.17	0.00	0.00	84,329.17	0.00	0.00	0.00
Total purchases	-366,864.57	-1,860.93	0.00	366,864.57	0.00	0.00	0.00
<i>Sales</i>							
Fixed Income							
Government bonds	186,194.73	1,465.50	0.00	-186,808.82	-614.09	0.00	-614.09
Corporate bonds	98,505.50	341.52	0.00	-96,432.09	2,073.41	0.00	2,073.41
Total fixed income	284,700.23	1,807.02	0.00	-283,240.91	1,459.32	0.00	1,459.32

Portfolio Statement

1 DEC 23 - 31 DEC 23

Account number [REDACTED]
Account Name *UFCW TRI-STATE - RYAN LABS-SL

◆ Investment Transaction Summary

Page 32 of 87

Asset Type	Principal	Transaction Amount Accrued Interest	Adjustment Amt	Cost	Market	Realized Gain/Loss Translation	Total
<i>Sales</i>							
Cash and Cash Equivalents							
Funds - short term investment	97,861.11	0.00	0.00	-97,861.11	0.00	0.00	0.00
Total cash and cash equivalents	97,861.11	0.00	0.00	-97,861.11	0.00	0.00	0.00
Total sales	382,561.34	1,807.02	0.00	-381,102.02	1,459.32	0.00	1,459.32
Total	18,671.45	-53.91	0.00	-17,169.35	1,502.10	0.00	1,502.10

Portfolio Statement

1 DEC 23 - 31 DEC 23

Account Name *UFCW TRI-STATE - RYAN LABS-SL Account number [REDACTED]

Investment Transaction Detail

Page 33 of 87

Trade Date	Security Description							Realized Gain/Loss		
Settle Date	Asset ID / Ticker	Shares/PAR	Principal	Transaction Amount	Accrued Interest	Adjustment Amt	Cost	Market	Translation	Total
Trade Status	Broker / Commission	Price								
	Narrative									

Other Gain/Loss

Fixed Income

Non-government backed c.m.o.s

United States - USD

4 Dec 23	PVTPL CMO FINANCE AMER STRUCTURED SECS	75.000	0.00	0.00	0.00	0.00	0.00	0.00	0.00	0.00
4 Dec 23	RMF TR SER CL A2 144A 2.0% 04-25-2051									
Settled	CUSIP: 31739MAB0 / SPCL1	0.000000								
	75.00 SHARES RECEIVED									
	REPRESENTING REALIZED GAIN FOR									
	PAYABLE OF 11/25/2023									
Total United States - USD			0.00	0.00	0.00	0.00	0.00	0.00	0.00	0.00
Total non-government backed c.m.o.s			0.00	0.00	0.00	0.00	0.00	0.00	0.00	0.00
Total fixed income			0.00	0.00	0.00	0.00	0.00	0.00	0.00	0.00
Total other gain/loss		75.00	0.00	0.00	0.00	0.00	0.00	0.00	0.00	0.00

Principal Paydowns

Fixed Income

Corporate bonds

United States - USD

20 Dec 23	PVTPL MILEAGE PLUS HLDGS LLC/MILEAGE	-2,750.000	2,750.00	0.00	0.00	-2,718.92	31.08	0.00	31.08
20 Dec 23	PLUS IN 6.5% DUE 06-20-2027								
Settled	CUSIP: 599191AA1 / PVTPL1	0.000000							
	Principal Payment Received on								
	41,250.00 PAR Pay date								
	12/20/23								
Total United States - USD			2,750.00	0.00	0.00	-2,718.92	31.08	0.00	31.08
Total corporate bonds			2,750.00	0.00	0.00	-2,718.92	31.08	0.00	31.08

Portfolio Statement

1 DEC 23 - 31 DEC 23

Account number XXXXXXXXXX
Account Name *UFCW TRI-STATE - RYAN LABS-SL

◆ Investment Transaction Detail

Page 34 of 87

Trade Date	Security Description							Realized Gain/Loss		
Settle Date	Asset ID / Ticker	Shares/PAR	Principal	Transaction Amount	Accrued Interest	Adjustment Amt	Cost	Market	Translation	Total
Trade Status	Broker / Commission	Price								
	Narrative									

Principal Paydowns

Fixed Income

Non-government backed c.m.o.s

United States - USD

26 Dec 23	PVTPL CMO FINANCE AMER STRUCTURED SECS	-224.680	224.68	0.00	0.00	-212.98	11.70	0.00	11.70
26 Dec 23	RMF TR SER CL A2 144A 2.0% 04-25-2051								
Settled	CUSIP: 31739MAB0 / SPCL1	0.000000							
	Principal Payment Received on								
	44,826.05 PAR Pay date								
	12/25/23								
Total United States - USD			224.68	0.00	0.00	-212.98	11.70	0.00	11.70
Total non-government backed c.m.o.s			224.68	0.00	0.00	-212.98	11.70	0.00	11.70
Total fixed income			2,974.68	0.00	0.00	-2,931.90	42.78	0.00	42.78
Total principal paydowns			-2,974.68	2,974.68	0.00	0.00	-2,931.90	42.78	42.78

Purchases

Fixed Income

Government bonds

United States - USD

5 Dec 23	UNITED STATES TREAS NTS 4.625%	35,000.000	-35,248.83	-97.84	0.00	35,248.83	0.00	0.00	0.00
7 Dec 23	11-15-2026								
Settled	CUSIP: 91282CJK8 /	100.710938							
	WELLS FARGO SECURITIES, LLC								
	PURCHASED 35,000.00 PAR								
	12-05-23 AT A PRICE OF								
	\$100.710937 PLUS ACCRUED								
	INTEREST PAID								
29 Dec 23	UNITED STATES TREAS NTS 4.625%	115,000.000	-116,859.77	-701.37	0.00	116,859.77	0.00	0.00	0.00
2 Jan 24	11-15-2026								
Pending	CUSIP: 91282CJK8 /	101.617188							
	MIZUHO SECURITIES USA/FIXED INCOME								
	PURCHASED 115,000.00 PAR								
	12-29-23 AT A PRICE OF								
	\$101.617187 PLUS ACCRUED								
	INTEREST PAID								
Total United States - USD			-152,108.60	-799.21	0.00	152,108.60	0.00	0.00	0.00

Portfolio Statement

1 DEC 23 - 31 DEC 23

Account number XXXXXXXXXX
Account Name *UFCW TRI-STATE - RYAN LABS-SL

◆ Investment Transaction Detail

Page 35 of 87

Trade Date Settle Date Trade Status	Security Description Asset ID / Ticker Broker / Commission Narrative	Shares/PAR Price	Principal	Transaction Amount Accrued Interest	Adjustment Amt	Cost	Realized Gain/Loss		
							Market	Translation	Total
<i>Purchases</i>									
Fixed Income									
Total government bonds			-152,108.60	-799.21	0.00	152,108.60	0.00	0.00	0.00
Corporate bonds									
United States - USD									
11 Dec 23 13 Dec 23 Settled	BLACKSTONE PVT CR 2.625% DUE 12-15-2026 CUSIP: 09261HAD9 / GOLDMAN, SACHS & CO. PURCHASED 65,000.00 PAR 12-11-23 AT A PRICE OF \$88.540000 PLUS ACCRUED INTEREST PAID	65,000.000 88.540000	-57,551.00	-843.65	0.00	57,551.00	0.00	0.00	0.00
19 Dec 23 21 Dec 23 Settled	BLUE OWL CR INCOME CORP 7.75% 01-15-2029 CUSIP: 69120VAU5 / STIFEL, NICOLAUS & COMPANY, INCORPORATED PURCHASED 10,000.00 PAR 12-19-23 AT A PRICE OF \$102.268000 PLUS ACCRUED INTEREST PAID	10,000.000 102.268000	-10,226.80	-36.60	0.00	10,226.80	0.00	0.00	0.00
20 Dec 23 22 Dec 23 Settled	BLUE OWL CR INCOME CORP 7.75% 01-15-2029 CUSIP: 69120VAU5 / STIFEL, NICOLAUS & COMPANY, INCORPORATED PURCHASED 15,000.00 PAR 12-20-23 AT A PRICE OF \$102.531000 PLUS ACCRUED INTEREST PAID	15,000.000 102.531000	-15,379.65	-58.13	0.00	15,379.65	0.00	0.00	0.00
1 Dec 23 5 Dec 23 Settled	ENERGY TRANSFER L P 6.1% 12-01-2028 CUSIP: 29273VAS9 / MARKETAXESS CORPORATION PURCHASED 15,000.00 PAR 12-01-23 AT A PRICE OF \$102.959000 PLUS ACCRUED INTEREST PAID	15,000.000 102.959000	-15,443.85	-10.17	0.00	15,443.85	0.00	0.00	0.00
6 Dec 23 8 Dec 23 Settled	GLOBAL PMTS INC 1.2% DUE 03-01-2026 CUSIP: 37940XAE2 / STIFEL, NICOLAUS & COMPANY, INCORPORATED PURCHASED 35,000.00 PAR 12-06-23 AT A PRICE OF \$90.930000 PLUS ACCRUED INTEREST PAID	35,000.000 90.930000	-31,825.50	-113.17	0.00	31,825.50	0.00	0.00	0.00
Total United States - USD			-130,426.80	-1,061.72	0.00	130,426.80	0.00	0.00	0.00

Portfolio Statement

1 DEC 23 - 31 DEC 23

Account number XXXXXXXXXX
Account Name *UFCW TRI-STATE - RYAN LABS-SL

Investment Transaction Detail

Page 36 of 87

Trade Date	Security Description						Realized Gain/Loss		
Settle Date	Asset ID / Ticker	Shares/PAR	Principal	Transaction Amount	Adjustment Amt	Cost	Market	Translation	Total
Trade Status	Broker / Commission	Price		Accrued Interest					
	Narrative								
Purchases									
Fixed Income									
Total corporate bonds			-130,426.80	-1,061.72	0.00	130,426.80	0.00	0.00	0.00
Total fixed income			-282,535.40	-1,860.93	0.00	282,535.40	0.00	0.00	0.00
Cash and Cash Equivalents									
Funds - short term investment									
United States - USD									
1 Dec 23	NT COLLECTIVE SHORT TERM INVT FD	60,048.540	-60,048.54	0.00	0.00	60,048.54	0.00	0.00	0.00
1 Dec 23	CUSIP: 66586U452 /								
Settled		1.000000							
	Purchased 60,048.540 Units								
	01-Dec-2023 at a price of 1.00								
	Net								
6 Dec 23	NT COLLECTIVE SHORT TERM INVT FD	229.500	-229.50	0.00	0.00	229.50	0.00	0.00	0.00
6 Dec 23	CUSIP: 66586U452 /								
Settled		1.000000							
	Purchased 229.500 Units								
	06-Dec-2023 at a price of 1.00								
	Net								
12 Dec 23	NT COLLECTIVE SHORT TERM INVT FD	253.780	-253.78	0.00	0.00	253.78	0.00	0.00	0.00
12 Dec 23	CUSIP: 66586U452 /								
Settled		1.000000							
	Purchased 253.780 Units								
	12-Dec-2023 at a price of 1.00								
	Net								
14 Dec 23	NT COLLECTIVE SHORT TERM INVT FD	21.530	-21.53	0.00	0.00	21.53	0.00	0.00	0.00
14 Dec 23	CUSIP: 66586U452 /								
Settled		1.000000							
	Purchased 21.530 Units								
	14-Dec-2023 at a price of 1.00								
	Net								
15 Dec 23	NT COLLECTIVE SHORT TERM INVT FD	2,802.660	-2,802.66	0.00	0.00	2,802.66	0.00	0.00	0.00
15 Dec 23	CUSIP: 66586U452 /								
Settled		1.000000							
	Purchased 2,802.660 Units								
	15-Dec-2023 at a price of 1.00								
	Net								

Portfolio Statement

1 DEC 23 - 31 DEC 23

Account number XXXXXXXXXX
Account Name *UFCW TRI-STATE - RYAN LABS-SL

Investment Transaction Detail

Page 37 of 87

Trade Date Settle Date Trade Status	Security Description Asset ID / Ticker Broker / Commission Narrative	Shares/PAR Price	Principal	Transaction Amount Accrued Interest	Adjustment Amt	Cost	Realized Gain/Loss		Total
							Market	Translation	
<i>Purchases</i>									
Cash and Cash Equivalents									
18 Dec 23 18 Dec 23 Settled	NT COLLECTIVE SHORT TERM INVT FD CUSIP: 66586U452 / Purchased 289.250 Units 18-Dec-2023 at a price of 1.00 Net	289.250 1.000000	-289.25	0.00	0.00	289.25	0.00	0.00	0.00
20 Dec 23 20 Dec 23 Settled	NT COLLECTIVE SHORT TERM INVT FD CUSIP: 66586U452 / Purchased 3,420.310 Units 20-Dec-2023 at a price of 1.00 Net	3,420.310 1.000000	-3,420.31	0.00	0.00	3,420.31	0.00	0.00	0.00
21 Dec 23 21 Dec 23 Settled	NT COLLECTIVE SHORT TERM INVT FD CUSIP: 66586U452 / Purchased 15,779.040 Units 21-Dec-2023 at a price of 1.00 Net	15,779.040 1.000000	-15,779.04	0.00	0.00	15,779.04	0.00	0.00	0.00
26 Dec 23 26 Dec 23 Settled	NT COLLECTIVE SHORT TERM INVT FD CUSIP: 66586U452 / Purchased 384.560 Units 26-Dec-2023 at a price of 1.00 Net	384.560 1.000000	-384.56	0.00	0.00	384.56	0.00	0.00	0.00
28 Dec 23 28 Dec 23 Settled	NT COLLECTIVE SHORT TERM INVT FD CUSIP: 66586U452 / Purchased 1,100.000 Units 28-Dec-2023 at a price of 1.00 Net	1,100.000 1.000000	-1,100.00	0.00	0.00	1,100.00	0.00	0.00	0.00
Total United States - USD			-84,329.17	0.00	0.00	84,329.17	0.00	0.00	0.00
Total funds - short term investment			-84,329.17	0.00	0.00	84,329.17	0.00	0.00	0.00
Total cash and cash equivalents			-84,329.17	0.00	0.00	84,329.17	0.00	0.00	0.00
Total purchases			374,329.17	-366,864.57	-1,860.93	366,864.57	0.00	0.00	0.00

Portfolio Statement

1 DEC 23 - 31 DEC 23

Account number XXXXXXXXXX
Account Name *UFCW TRI-STATE - RYAN LABS-SL

Investment Transaction Detail

Page 38 of 87

Trade Date Settle Date Trade Status	Security Description Asset ID / Ticker	Shares/PAR Price	Principal	Transaction Amount Accrued Interest	Adjustment Amt	Cost	Realized Gain/Loss			
	Broker / Commission						Market	Translation	Total	
Sales										
Fixed Income										
Government bonds										
United States - USD										
6 Dec 23 7 Dec 23 Settled	UNITED STATES OF AMER TREAS NOTES 4.125%DUE 01-31-2025 CUSIP: 91282CGG0 / WELLS FARGO SECURITIES, LLC SOLD 40,000.00 PAR 12-06-23 AT A PRICE OF \$99.015625 PLUS ACCRUED INTEREST RECEIVED	-40,000.000 99.015625	39,606.25	578.40	0.00	-39,742.19	-135.94	0.00	-135.94	
1 Dec 23 5 Dec 23 Settled	UNITED STATES OF AMER TREAS NOTES 4.375%08-31-2028 CUSIP: 91282CHX2 / RBC CAPITAL MARKETS, LLC SOLD 10,000.00 PAR 12-01-23 AT A PRICE OF \$100.800781 PLUS ACCRUED INTEREST RECEIVED	-10,000.000 100.800781	10,080.08	115.38	0.00	-9,900.78	179.30	0.00	179.30	
13 Dec 23 13 Dec 23 Settled	UNITED STATES TREAS NTS 2.625% 04-15-2025 CUSIP: 91282CEH0 / WELLS FARGO SECURITIES, LLC SOLD 15,000.00 PAR 12-13-23 AT A PRICE OF \$97.035156 PLUS ACCRUED INTEREST RECEIVED	-15,000.000 97.035156	14,555.27	63.47	0.00	-14,696.34	-141.07	0.00	-141.07	
29 Dec 23 2 Jan 24 Pending	UNITED STATES TREAS NTS 2.625% 04-15-2025 CUSIP: 91282CEH0 / BOFA SECURITIES, INC./FIXED INCOME SOLD 125,000.00 PAR 12-29-23 AT A PRICE OF \$97.562500 PLUS ACCRUED INTEREST RECEIVED	-125,000.000 97.562500	121,953.13	708.25	0.00	-122,469.51	-516.38	0.00	-516.38	
Total United States - USD			186,194.73	1,465.50	0.00	-186,808.82	-614.09	0.00	-614.09	
Total government bonds			186,194.73	1,465.50	0.00	-186,808.82	-614.09	0.00	-614.09	

Portfolio Statement

1 DEC 23 - 31 DEC 23

Account number XXXXXXXXXX
Account Name *UFCW TRI-STATE - RYAN LABS-SL

Investment Transaction Detail

Page 39 of 87

Trade Date	Security Description						Realized Gain/Loss		
Settle Date	Asset ID / Ticker	Shares/PAR	Principal	Transaction Amount	Adjustment Amt	Cost	Market	Translation	Total
Trade Status	Broker / Commission Narrative	Price		Accrued Interest					

Sales

Fixed Income

Corporate bonds

United States - USD

19 Dec 23	BGC GROUP INC 8.0% 05-25-2028	-25,000.000	25,898.00	144.44	0.00	-24,228.72	1,669.28	0.00	1,669.28
21 Dec 23	CUSIP: 088929AC8 /								
Settled	CANTOR FITZGERALD & CO./DEBT CAPITAL MARKETS	103.592000							
	SOLD 25,000.00 PAR 12-19-23 AT A PRICE OF \$103.592000 PLUS ACCRUED INTEREST RECEIVED								
11 Dec 23	BLACKSTONE PVT CR FIXED 1.75% DUE 09-15-2024	-30,000.000	28,937.70	128.33	0.00	-27,232.62	1,705.08	0.00	1,705.08
13 Dec 23	CUSIP: 09261HAB3 /	96.459000							
Settled	GOLDMAN, SACHS & CO. SOLD 30,000.00 PAR 12-11-23 AT A PRICE OF \$96.459000 PLUS ACCRUED INTEREST RECEIVED								
5 Dec 23	DOMINION ENERGY GAS HLDGS LLC FORMERLY 2.5% DUE 11-15-2024	-45,000.000	43,669.80	68.75	0.00	-44,970.75	-1,300.95	0.00	-1,300.95
7 Dec 23	CUSIP: 257375AN5 /	97.044000							
Settled	TORONTO DOMINION SECURITIES INC./BNYMELLON SOLD 45,000.00 PAR 12-05-23 AT A PRICE OF \$97.044000 PLUS ACCRUED INTEREST RECEIVED								
Total United States - USD			98,505.50	341.52	0.00	-96,432.09	2,073.41	0.00	2,073.41
Total corporate bonds			98,505.50	341.52	0.00	-96,432.09	2,073.41	0.00	2,073.41
Total fixed income			284,700.23	1,807.02	0.00	-283,240.91	1,459.32	0.00	1,459.32

Cash and Cash Equivalents

Funds - short term investment

United States - USD

4 Dec 23	NT COLLECTIVE SHORT TERM INVT FD	-20,672.130	20,672.13	0.00	0.00	-20,672.13	0.00	0.00	0.00
4 Dec 23	CUSIP: 66586U452 /								
Settled		1.000000							
	Sold 20,672.130 Units 04-Dec-2023 at a price of 1.00 Net								

Portfolio Statement

1 DEC 23 - 31 DEC 23

Account number XXXXXXXXXX
Account Name *UFCW TRI-STATE - RYAN LABS-SL

◆ Investment Transaction Detail

Page 40 of 87

Trade Date Settle Date Trade Status	Security Description Asset ID / Ticker Broker / Commission Narrative	Shares/PAR Price	Principal	Transaction Amount Accrued Interest	Adjustment Amt	Cost	Realized Gain/Loss		
							Market	Translation	Total
Sales									
Cash and Cash Equivalents									
5 Dec 23 5 Dec 23 Settled	NT COLLECTIVE SHORT TERM INVT FD CUSIP: 66586U452 / Sold 5,189.020 Units 05-Dec-2023 at a price of 1.00 Net	-5,189.020 1.000000	5,189.02	0.00	0.00	-5,189.02	0.00	0.00	0.00
7 Dec 23 7 Dec 23 Settled	NT COLLECTIVE SHORT TERM INVT FD CUSIP: 66586U452 / Sold 11,276.300 Units 07-Dec-2023 at a price of 1.00 Net	-11,276.300 1.000000	11,276.30	0.00	0.00	-11,276.30	0.00	0.00	0.00
8 Dec 23 8 Dec 23 Settled	NT COLLECTIVE SHORT TERM INVT FD CUSIP: 66586U452 / Sold 31,938.670 Units 08-Dec-2023 at a price of 1.00 Net	-31,938.670 1.000000	31,938.67	0.00	0.00	-31,938.67	0.00	0.00	0.00
13 Dec 23 13 Dec 23 Settled	NT COLLECTIVE SHORT TERM INVT FD CUSIP: 66586U452 / Sold 13,272.750 Units 13-Dec-2023 at a price of 1.00 Net	-13,272.750 1.000000	13,272.75	0.00	0.00	-13,272.75	0.00	0.00	0.00
22 Dec 23 22 Dec 23 Settled	NT COLLECTIVE SHORT TERM INVT FD CUSIP: 66586U452 / Sold 15,437.780 Units 22-Dec-2023 at a price of 1.00 Net	-15,437.780 1.000000	15,437.78	0.00	0.00	-15,437.78	0.00	0.00	0.00
27 Dec 23 27 Dec 23 Settled	NT COLLECTIVE SHORT TERM INVT FD CUSIP: 66586U452 / Sold 74.460 Units 27-Dec-2023 at a price of 1.00 Net	-74.460 1.000000	74.46	0.00	0.00	-74.46	0.00	0.00	0.00

Portfolio Statement

1 DEC 23 - 31 DEC 23

Account Name *UFCW TRI-STATE - RYAN LABS-SL
Account number [REDACTED]

Investment Transaction Detail

Page 41 of 87

Trade Date Settle Date Trade Status	Security Description Asset ID / Ticker Broker / Commission Narrative	Shares/PAR Price	Principal	Transaction Amount Accrued Interest	Adjustment Amt	Cost	Realized Gain/Loss		
							Market	Translation	Total

Sales

Cash and Cash Equivalents

Total United States - USD		97,861.11	0.00	0.00	-97,861.11	0.00	0.00	0.00
Total funds - short term investment		97,861.11	0.00	0.00	-97,861.11	0.00	0.00	0.00
Total cash and cash equivalents		97,861.11	0.00	0.00	-97,861.11	0.00	0.00	0.00
Total sales	-387,861.11	382,561.34	1,807.02	0.00	-381,102.02	1,459.32	0.00	1,459.32
Total transactions		18,671.45	-53.91	0.00	-17,169.35	1,502.10	0.00	1,502.10

Portfolio Statement

31 DEC 23

Account number XXXXXXXXXX
Account Name *UFCW TRI-STATE - RYAN LABS-SL

Page 42 of 87

◆ Pending Tran Detail w/Accrued Interest

Trade date/ Settle date	Country	Trade Status	Security description Asset Id Trade Expenses	Shares/PAR	Cost/Market	Accrued Interest	Total
					Local Cost Base Cost Base Market	Local Base Market	Local Cost Base Cost Base Market

Purchases

United States dollar

Fixed Income

Government bonds

29 Dec 23	United States	Cash pending	UNITED STATES TREAS NTS 4.625%	115,000.000	- 116,859.77	- 701.37	- 117,561.14
2 Jan 24		Shares not delivered	11-15-2026		- 116,859.77	- 701.37	- 117,561.14
			CUSIP: 91282CJK8		- 116,859.77	- 701.37	- 117,561.14

Total government bonds					- 116,859.77	- 701.37	- 117,561.14
					- 116,859.77	- 701.37	- 117,561.14
					- 116,859.77	- 701.37	- 117,561.14

Total fixed income					- 116,859.77	- 701.37	- 117,561.14
					- 116,859.77	- 701.37	- 117,561.14
					- 116,859.77	- 701.37	- 117,561.14

Total United States dollar					- 116,859.77	- 701.37	- 117,561.14
					- 116,859.77	- 701.37	- 117,561.14
					- 116,859.77	- 701.37	- 117,561.14

Total purchases					N/A	N/A	N/A
					- 116,859.77	- 701.37	- 117,561.14
					- 116,859.77	- 701.37	- 117,561.14

Trade date/ Settle date	Country	Trade Status	Security description Asset Id Trade Expenses	Shares/PAR	Cost/Market	Accrued Interest	Total
					Local Proceeds Base Proceeds Base Market	Local Base Market	Local Proceeds Base Proceeds Base Market

Sales

United States dollar

Fixed Income

Government bonds

29 Dec 23	United States	Cash pending	UNITED STATES TREAS NTS 2.625%	- 125,000.000	121,953.13	708.25	122,661.38
2 Jan 24		Shares not delivered	04-15-2025		121,953.13	708.25	122,661.38
			CUSIP: 91282CEH0		121,953.13	708.25	122,661.38

Portfolio Statement

31 DEC 23

Account Name *UFCW TRI-STATE - RYAN LABS-SL Account number [REDACTED]

◆ Pending Tran Detail w/Accrued Interest

Page 43 of 87

Trade date/ Settle date		Country	Trade Status	Security description		Shares/PAR	Cost/Market	Accrued Interest	Total
				Asset Id	Trade Expenses		Local Proceeds	Local Base	Local Proceeds
							Base Proceeds	Market	Base Market
<i>Sales</i>									
United States dollar									
Total government bonds							121,953.13	708.25	122,661.38
							121,953.13	708.25	122,661.38
							121,953.13	708.25	122,661.38
Total fixed income							121,953.13	708.25	122,661.38
							121,953.13	708.25	122,661.38
							121,953.13	708.25	122,661.38
Total United States dollar							121,953.13	708.25	122,661.38
							121,953.13	708.25	122,661.38
							121,953.13	708.25	122,661.38
Total sales							N/A	N/A	N/A
							121,953.13	708.25	122,661.38
							121,953.13	708.25	122,661.38

Portfolio Statement

1 DEC 23 - 31 DEC 23

Account Name *UFCW TRI-STATE - RYAN LABS-SL Account number [REDACTED]

◆ Income & Expense Summary

Page 44 of 87

Type	Receivables last period	Receivables this period	Amount received	Tax recoverable last period	Tax recoverable this period	Tax reclaims received	Accrual receipts/ deliveries	Earned income
<i>Income</i>								
Fixed income								
Government bonds	22,292.26	30,354.05	666.29	0.00	0.00	0.00	0.00	8,728.08
Corporate bonds	13,150.58	15,641.65	3,229.99	0.00	0.00	0.00	0.00	5,721.06
Commercial mortgage-backed	1,929.86	1,903.60	1,993.33	0.00	0.00	0.00	0.00	1,967.07
Asset backed securities	945.76	1,189.96	1,147.18	0.00	0.00	0.00	0.00	1,391.38
Non-government backed c.m.o.s	14.91	14.86	0.00	0.00	0.00	0.00	0.00	- 0.05
Total fixed income	38,333.37	49,104.12	7,036.79	0.00	0.00	0.00	0.00	17,807.54
Cash and cash equivalents								
Funds - short term investment	69.54	130.41	71.41	0.00	0.00	0.00	0.00	132.28
Total cash and cash equivalents	69.54	130.41	71.41	0.00	0.00	0.00	0.00	132.28
Securities lending								
	0.00	0.00	481.44	0.00	0.00	0.00	0.00	481.44
Total securities lending	0.00	0.00	481.44	0.00	0.00	0.00	0.00	481.44
Total income	38,402.91	49,234.53	7,589.64	0.00	0.00	0.00	0.00	18,421.26

Type	Payables last period	Payables this period	Amount paid	Tax recoverable last period	Tax recoverable this period	Tax reclaims received	Accrual receipts/ deliveries	Expenses recognized
<i>Expense</i>								
Cash and cash equivalents								
Funds - short term investment	0.00	0.00	- 1.87	0.00	0.00	0.00	0.00	- 1.87
Total cash and cash equivalents	0.00	0.00	- 1.87	0.00	0.00	0.00	0.00	- 1.87

Portfolio Statement

1 DEC 23 - 31 DEC 23

Account Name *UFCW TRI-STATE - RYAN LABS-SL
Account number [REDACTED]

◆ Income & Expense Summary

Page 45 of 87

Type	Payables last period	Payables this period	Amount paid	Tax recoverable last period	Tax recoverable this period	Tax reclaims received	Accrual receipts/ deliveries	Expenses recognized
<i>Expense</i>								
Expenses								
Securities lending fees	0.00	0.00	- 192.19	0.00	0.00	0.00	0.00	- 192.19
Total expenses	0.00	0.00	- 192.19	0.00	0.00	0.00	0.00	- 192.19
Total expense	0.00	0.00	- 194.06	0.00	0.00	0.00	0.00	- 194.06
Net income & expenses	38,402.91	49,234.53	7,395.58	0.00	0.00	0.00	0.00	18,227.20

Portfolio Statement

1 DEC 23 - 31 DEC 23

Account number XXXXXXXXXX
Account Name *UFCW TRI-STATE - RYAN LABS-SL

◆ Income & Expense Detail - Base Currency

Page 46 of 87

Description Asset ID/Dates	Rate Shares/PAR	Gross Amount	Tax Recoverable	Tax Withheld	Tax Credit	Net Amount	Transaction Type
<i>Income</i>							
Fixed Income							
Government Bonds							
United States - USD							
UNITED STATES OF AMER TREAS NOTES 3.875%04-30-2025 CUSIP: 91282CGX3 Ex date: 31 OCT 23 / Pay date: 31 OCT 23	3.8750 30,000.000	680.25	0.00	0.00	0.00	680.25	Receivable last period
UNITED STATES OF AMER TREAS NOTES 4.125%DUE 01-31-2025 CUSIP: 91282CGG0 Ex date: 31 JUL 23 / Pay date: 31 JUL 23	4.1250 40,000.000	551.49	0.00	0.00	0.00	551.49	Receivable last period
UNITED STATES OF AMER TREAS NOTES 4.375%08-31-2028 CUSIP: 91282CHX2	4.3750 60,000.000	663.46	0.00	0.00	0.00	663.46	Receivable last period
UNITED STATES OF AMER TREAS NOTES 4.625%DUE 06-30-2025 REG CUSIP: 91282CHL8	4.6250 115,000.000	2,225.78	0.00	0.00	0.00	2,225.78	Receivable last period
UNITED STATES OF AMER TREAS NOTES 4.625%09-30-2028 CUSIP: 91282CJA0	4.6250 520,000.000	-197.12	0.00	0.00	0.00	- 197.12	Receivable last period
UNITED STATES OF AMER TREAS NOTES 4.625%09-30-2028 CUSIP: 91282CJA0	4.6250 520,000.000	4,074.05	0.00	0.00	0.00	4,074.05	Receivable last period
UNITED STATES OF AMER TREAS NOTES 4.875%DUE 10-31-2028 CUSIP: 91282CJF9	4.8750 375,000.000	1,556.91	0.00	0.00	0.00	1,556.91	Receivable last period
UNITED STATES OF AMER TREAS NOTES .75% 08-31-2026 CUSIP: 91282CCW9 Ex date: 31 AUG 23 / Pay date: 31 AUG 23	.7500 70,000.000	132.69	0.00	0.00	0.00	132.69	Receivable last period
UNITED STATES OF AMER TREAS NOTES .875% 09-30-2026 CUSIP: 91282CCZ2 Ex date: 30 SEP 23 / Pay date: 30 SEP 23	.8750 130,000.000	192.69	0.00	0.00	0.00	192.69	Receivable last period
UNITED STATES OF AMER TREAS NOTES 1.5% DUE 01-31-2027 REG CUSIP: 912828Z78 Ex date: 31 JUL 23 / Pay date: 31 JUL 23	1.5000 150,000.000	752.03	0.00	0.00	0.00	752.03	Receivable last period

Portfolio Statement

1 DEC 23 - 31 DEC 23

Account number XXXXXXXXXX
Account Name *UFCW TRI-STATE - RYAN LABS-SL

◆ Income & Expense Detail - Base Currency

Page 47 of 87

Description Asset ID/Dates	Rate Shares/PAR	Gross Amount	Tax Recoverable	Tax Withheld	Tax Credit	Net Amount	Transaction Type
<i>Income</i>							
Fixed Income							
Government Bonds							
UNITED STATES OF AMER TREAS NOTES 3.625 05-31-2028 CUSIP: 91282CHE4 Ex date: 30 NOV 23 / Pay date: 30 NOV 23	3.6250 90,000.000	8.91	0.00	0.00	0.00	8.91	Receivable last period
UNITED STATES OF AMER TREAS NOTES 3.75% 04-15-2026 CUSIP: 91282CGV7 Ex date: 15 OCT 23 / Pay date: 15 OCT 23	3.7500 90,000.000	433.40	0.00	0.00	0.00	433.40	Receivable last period
UNITED STATES OF AMER TREAS NOTES 4.0% 02-29-2028 CUSIP: 91282CGP0 Ex date: 31 AUG 23 / Pay date: 31 AUG 23	4.0000 175,000.000	1,769.23	0.00	0.00	0.00	1,769.23	Receivable last period
UNITED STATES OF AMER TREAS NOTES 4.0% 06-30-2028 CUSIP: 91282CHK0	4.0000 155,000.000	2,594.56	0.00	0.00	0.00	2,594.56	Receivable last period
UNITED STATES OF AMER TREAS NOTES 5% NTS 09-30-2025 CUSIP: 91282CJB8	5.0000 30,000.000	254.09	0.00	0.00	0.00	254.09	Receivable last period
UNITED STATES TREAS NTS DTD 07/15/2023 4.5% 07-15-2026 CUSIP: 91282CHM6	4.5000 85,000.000	1,444.76	0.00	0.00	0.00	1,444.76	Receivable last period
UNITED STATES TREAS NTS DTD 11/30/2022 3.875% 11-30-2027 CUSIP: 91282CFZ9 Ex date: 30 NOV 23 / Pay date: 30 NOV 23	3.8750 -44,000.000	-114.35	0.00	0.00	0.00	- 114.35	Receivable last period
UNITED STATES TREAS NTS DTD 11/30/2022 3.875% 11-30-2027 CUSIP: 91282CFZ9 Ex date: 30 NOV 23 / Pay date: 30 NOV 23	3.8750 44,000.000	4.66	0.00	0.00	0.00	4.66	Receivable last period
UNITED STATES TREAS NTS WIT 0 3/4 04/30/26 .75% DUE 04-30-2026 BEO CUSIP: 91282CBW0 Ex date: 31 OCT 23 / Pay date: 31 OCT 23	.7500 230,000.000	146.90	0.00	0.00	0.00	146.90	Receivable last period
UNITED STATES TREAS NTS 2.625% 04-15-2025 CUSIP: 91282CEH0 Ex date: 15 OCT 23 / Pay date: 15 OCT 23	2.6250 265,000.000	893.28	0.00	0.00	0.00	893.28	Receivable last period
UNITED STATES TREAS NTS 4.5% 08-15-2026 CUSIP: 91282CHU8	4.3750 140,000.000	1,797.55	0.00	0.00	0.00	1,797.55	Receivable last period

Portfolio Statement

1 DEC 23 - 31 DEC 23

Account number XXXXXXXXXX
Account Name *UFCW TRI-STATE - RYAN LABS-SL

◆ Income & Expense Detail - Base Currency

Page 48 of 87

Description Asset ID/Dates	Rate Shares/PAR	Gross Amount	Tax Recoverable	Tax Withheld	Tax Credit	Net Amount	Transaction Type
<i>Income</i>							
Fixed Income							
Government Bonds							
UNITED STS TREAS NTS .875% 06-30-2026 CUSIP: 91282CCJ8 Ex date: 30 JUN 23 / Pay date: 30 JUN 23	.8750 -235,000.000	0.00	0.00	0.00	0.00	0.00	Receivable last period
UNITED STS TREAS NTS .875% 06-30-2026 CUSIP: 91282CCJ8 Ex date: 30 JUN 23 / Pay date: 30 JUN 23	.8750 235,000.000	860.49	0.00	0.00	0.00	860.49	Receivable last period
UNITED STS TREAS NTS UNITED STS TREAS NTS .25% DUE 07-31-2025 REG CUSIP: 91282CAB7 Ex date: 31 JUL 23 / Pay date: 31 JUL 23	.2500 145,000.000	121.16	0.00	0.00	0.00	121.16	Receivable last period
US TREASURY N/B 3.125% DUE 08-31-2027 REG CUSIP: 91282CFH9 Ex date: 31 AUG 23 / Pay date: 31 AUG 23	3.1250 183,000.000	1,445.39	0.00	0.00	0.00	1,445.39	Receivable last period
UNITED STATES OF AMER TREAS NOTES 3.875%04-30-2025 CUSIP: 91282CGX3	3.8750 30,000.000	198.00	0.00	0.00	0.00	198.00	Receivable this period
UNITED STATES OF AMER TREAS NOTES 4.375%08-31-2028 CUSIP: 91282CHX2 Ex date: 29 FEB 24 / Pay date: 29 FEB 24	4.3750 50,000.000	739.18	0.00	0.00	0.00	739.18	Receivable this period
UNITED STATES OF AMER TREAS NOTES 4.625%DUE 06-30-2025 REG CUSIP: 91282CHL8 Ex date: 31 DEC 23 / Pay date: 31 DEC 23	4.6250 115,000.000	2,673.98	0.00	0.00	0.00	2,673.98	Receivable this period
UNITED STATES OF AMER TREAS NOTES 4.625%09-30-2028 CUSIP: 91282CJA0 Ex date: 31 MAR 24 / Pay date: 31 MAR 24	4.6250 520,000.000	6,111.06	0.00	0.00	0.00	6,111.06	Receivable this period
UNITED STATES OF AMER TREAS NOTES 4.875%DUE 10-31-2028 CUSIP: 91282CJF9 Ex date: 30 APR 24 / Pay date: 30 APR 24	4.8750 375,000.000	3,113.83	0.00	0.00	0.00	3,113.83	Receivable this period
UNITED STATES OF AMER TREAS NOTES .75% 08-31-2026 CUSIP: 91282CCW9 Ex date: 29 FEB 24 / Pay date: 29 FEB 24	.7500 70,000.000	177.40	0.00	0.00	0.00	177.40	Receivable this period
UNITED STATES OF AMER TREAS NOTES .875% 09-30-2026 CUSIP: 91282CCZ2 Ex date: 31 MAR 24 / Pay date: 31 MAR 24	.8750 130,000.000	289.03	0.00	0.00	0.00	289.03	Receivable this period

Portfolio Statement

1 DEC 23 - 31 DEC 23

Account number XXXXXXXXXX
Account Name *UFCW TRI-STATE - RYAN LABS-SL

◆ Income & Expense Detail - Base Currency

Page 49 of 87

Description Asset ID/Dates	Rate Shares/PAR	Gross Amount	Tax Recoverable	Tax Withheld	Tax Credit	Net Amount	Transaction Type
<i>Income</i>							
Fixed Income							
Government Bonds							
UNITED STATES OF AMER TREAS NOTES 1.5% DUE 01-31-2027 REG CUSIP: 912828Z78 Ex date: 31 JAN 24 / Pay date: 31 JAN 24	1.5000 150,000.000	941.57	0.00	0.00	0.00	941.57	Receivable this period
UNITED STATES OF AMER TREAS NOTES 3.625 05-31-2028 CUSIP: 91282CHE4	3.6250 90,000.000	285.24	0.00	0.00	0.00	285.24	Receivable this period
UNITED STATES OF AMER TREAS NOTES 3.75% 04-15-2026 CUSIP: 91282CGV7 Ex date: 15 APR 24 / Pay date: 15 APR 24	3.7500 90,000.000	719.26	0.00	0.00	0.00	719.26	Receivable this period
UNITED STATES OF AMER TREAS NOTES 4.0% 02-29-2028 CUSIP: 91282CGP0 Ex date: 29 FEB 24 / Pay date: 29 FEB 24	4.0000 175,000.000	2,365.38	0.00	0.00	0.00	2,365.38	Receivable this period
UNITED STATES OF AMER TREAS NOTES 4.0% 06-30-2028 CUSIP: 91282CHK0 Ex date: 31 DEC 23 / Pay date: 31 DEC 23	4.0000 155,000.000	3,117.03	0.00	0.00	0.00	3,117.03	Receivable this period
UNITED STATES OF AMER TREAS NOTES 5% NTS 09-30-2025 CUSIP: 91282CJB8 Ex date: 31 MAR 24 / Pay date: 31 MAR 24	5.0000 30,000.000	381.14	0.00	0.00	0.00	381.14	Receivable this period
UNITED STATES TREAS NTS DTD 07/15/2023 4.5% 07-15-2026 CUSIP: 91282CHM6 Ex date: 15 JAN 24 / Pay date: 15 JAN 24	4.5000 85,000.000	1,766.98	0.00	0.00	0.00	1,766.98	Receivable this period
UNITED STATES TREAS NTS DTD 11/30/2022 3.875% 11-30-2027 CUSIP: 91282CFZ9	3.8750 44,000.000	149.07	0.00	0.00	0.00	149.07	Receivable this period
UNITED STATES TREAS NTS WIT 0 3/4 04/30/26 .75% DUE 04-30-2026 BEO CUSIP: 91282CBW0 Ex date: 30 APR 24 / Pay date: 30 APR 24	.7500 230,000.000	293.81	0.00	0.00	0.00	293.81	Receivable this period
UNITED STATES TREAS NTS 2.625% 04-15-2025 CUSIP: 91282CEH0 Ex date: 15 APR 24 / Pay date: 15 APR 24	2.6250 -125,000.000	-8.97	0.00	0.00	0.00	- 8.97	Receivable this period
UNITED STATES TREAS NTS 2.625% 04-15-2025 CUSIP: 91282CEH0 Ex date: 15 APR 24 / Pay date: 15 APR 24	2.6250 125,000.000	699.28	0.00	0.00	0.00	699.28	Receivable this period

Portfolio Statement

1 DEC 23 - 31 DEC 23

Account number XXXXXXXXXX
Account Name *UFCW TRI-STATE - RYAN LABS-SL

◆ Income & Expense Detail - Base Currency

Page 50 of 87

Description Asset ID/Dates	Rate Shares/PAR	Gross Amount	Tax Recoverable	Tax Withheld	Tax Credit	Net Amount	Transaction Type
<i>Income</i>							
Fixed Income							
Government Bonds							
UNITED STATES TREAS NTS 4.5% 08-15-2026 CUSIP: 91282CHU8 Ex date: 15 FEB 24 / Pay date: 15 FEB 24	4.3750 140,000.000	2,313.51	0.00	0.00	0.00	2,313.51	Receivable this period
UNITED STATES TREAS NTS 4.625% 11-15-2026 CUSIP: 91282CJK8 Ex date: 15 MAY 24 / Pay date: 15 MAY 24	4.6250 150,000.000	14.62	0.00	0.00	0.00	14.62	Receivable this period
UNITED STATES TREAS NTS 4.625% 11-15-2026 CUSIP: 91282CJK8 Ex date: 15 MAY 24 / Pay date: 15 MAY 24	4.6250 150,000.000	895.76	0.00	0.00	0.00	895.76	Receivable this period
UNITED STS TREAS NTS .875% 06-30-2026 CUSIP: 91282CCJ8 Ex date: 31 DEC 23 / Pay date: 31 DEC 23	.8750 235,000.000	1,033.77	0.00	0.00	0.00	1,033.77	Receivable this period
UNITED STS TREAS NTS UNITED STS TREAS NTS .25% DUE 07-31-2025 REG CUSIP: 91282CAB7 Ex date: 31 JAN 24 / Pay date: 31 JAN 24	.2500 145,000.000	151.69	0.00	0.00	0.00	151.69	Receivable this period
US TREASURY N/B 3.125% DUE 08-31-2027 REG CUSIP: 91282CFH9 Ex date: 29 FEB 24 / Pay date: 29 FEB 24	3.1250 183,000.000	1,932.43	0.00	0.00	0.00	1,932.43	Receivable this period
UNITED STATES TREAS NTS 4.625% 11-15-2026 CUSIP: 91282CJK8 Trade date: 29 DEC 23 / Settlement date: 02 JAN 24	4.6250 115,000.000	-701.37	0.00	0.00	0.00	- 701.37	Income purchased this period
UNITED STATES TREAS NTS 4.625% 11-15-2026 CUSIP: 91282CJK8 Trade date: 05 DEC 23 / Settlement date: 07 DEC 23	4.6250 35,000.000	-97.84	0.00	0.00	0.00	- 97.84	Income purchased this period
UNITED STATES OF AMER TREAS NOTES 4.125%DUE 01-31-2025 CUSIP: 91282CGG0 Trade date: 06 DEC 23 / Settlement date: 07 DEC 23	4.1250 40,000.000	578.40	0.00	0.00	0.00	578.40	Income sold this period
UNITED STATES OF AMER TREAS NOTES 4.375%08-31-2028 CUSIP: 91282CHX2 Trade date: 01 DEC 23 / Settlement date: 05 DEC 23	4.3750 10,000.000	115.38	0.00	0.00	0.00	115.38	Income sold this period
UNITED STATES TREAS NTS 2.625% 04-15-2025 CUSIP: 91282CEH0 Trade date: 13 DEC 23 / Settlement date: 13 DEC 23	2.6250 15,000.000	63.47	0.00	0.00	0.00	63.47	Income sold this period

Portfolio Statement

1 DEC 23 - 31 DEC 23

Account number XXXXXXXXXX
Account Name *UFCW TRI-STATE - RYAN LABS-SL

◆ Income & Expense Detail - Base Currency

Page 51 of 87

Description Asset ID/Dates	Rate Shares/PAR	Gross Amount	Tax Recoverable	Tax Withheld	Tax Credit	Net Amount	Transaction Type
<i>Income</i>							
Fixed Income							
Government Bonds							
UNITED STATES TREAS NTS 2.625% 04-15-2025 CUSIP: 91282CEH0 Trade date: 29 DEC 23 / Settlement date: 02 JAN 24	2.6250 125,000.000	708.25	0.00	0.00	0.00	708.25	Income sold this period
Total Government Bonds		22,292.26 30,354.05 0.00 0.00 0.00 0.00 0.00 0.00 0.00 -799.21 1,465.50 0.00 0.00 0.00 0.00 8,728.08	0.00 0.00 0.00 0.00 0.00 0.00 0.00 0.00 0.00 0.00 0.00 0.00 0.00 0.00 0.00 0.00	0.00 0.00 0.00 0.00 0.00 0.00 0.00 0.00 0.00 0.00 0.00 0.00 0.00 0.00 0.00 0.00	0.00 0.00 0.00 0.00 0.00 0.00 0.00 0.00 0.00 0.00 0.00 0.00 0.00 0.00 0.00 0.00	22,292.26 30,354.05 0.00 0.00 0.00 0.00 0.00 0.00 0.00 - 799.21 1,465.50 0.00 0.00 0.00 0.00 0.00 8,728.08	Receivable last period Receivable this period Received this period Income received from prior Broker commissions recaptured Tax recoverable last period Tax recoverable this period Tax reclaims received Income purchased this period Income sold this period Tax recoverable received this period Tax recoverable delivered this period Accrued income received this period Accrued income delivered this period Earned income
Corporate Bonds							
Australia - USD							
BHP BILLITON FIN USA LTD 4.75% 02-28-2028 CUSIP: 055451AZ1 Ex date: 28 AUG 23 / Pay date: 28 AUG 23	4.7500 20,000.000	245.41	0.00	0.00	0.00	245.41	Receivable last period
PVTPL GLENCORE FDG LLC 5.4% 05-08-2028 CUSIP: 378272BK3 Ex date: 08 NOV 23 / Pay date: 08 NOV 23	5.4000 20,000.000	69.00	0.00	0.00	0.00	69.00	Receivable last period
BHP BILLITON FIN USA LTD 4.75% 02-28-2028 CUSIP: 055451AZ1 Ex date: 28 FEB 24 / Pay date: 28 FEB 24	4.7500 20,000.000	324.58	0.00	0.00	0.00	324.58	Receivable this period
PVTPL GLENCORE FDG LLC 5.4% 05-08-2028 CUSIP: 378272BK3 Ex date: 08 MAY 24 / Pay date: 08 MAY 24	5.4000 20,000.000	159.00	0.00	0.00	0.00	159.00	Receivable this period
Canada - USD							
ENBRIDGE INC 6.0% 11-15-2028 CUSIP: 29250NBX2	6.0000 10,000.000	36.66	0.00	0.00	0.00	36.66	Receivable last period

Portfolio Statement

1 DEC 23 - 31 DEC 23

Account number XXXXXXXXXX
Account Name *UFCW TRI-STATE - RYAN LABS-SL

◆ Income & Expense Detail - Base Currency

Page 52 of 87

Description Asset ID/Dates	Rate Shares/PAR	Gross Amount	Tax Recoverable	Tax Withheld	Tax Credit	Net Amount	Transaction Type
<i>Income</i>							
Fixed Income							
Corporate Bonds							
ROYAL BK CDA GLOBAL MEDIUM TERM SR BK NT5.2% 08-01-2028 CUSIP: 78016HZS2	5.2000 20,000.000	378.44	0.00	0.00	0.00	378.44	Receivable last period
TORONTO-DOMINION BANK 4.693% 09-15-2027 CUSIP: 89115A2H4 Ex date: 15 SEP 23 / Pay date: 15 SEP 23	4.6930 30,000.000	297.22	0.00	0.00	0.00	297.22	Receivable last period
BANK NOVA SCOTIA B C 5.35% 12-07-2026 CUSIP: 06418JAA9 Ex date: 07 JUN 24 / Pay date: 07 JUN 24	5.3500 60,000.000	214.00	0.00	0.00	0.00	214.00	Receivable this period
ENBRIDGE INC 6.0% 11-15-2028 CUSIP: 29250NBX2 Ex date: 15 MAY 24 / Pay date: 15 MAY 24	6.0000 10,000.000	86.66	0.00	0.00	0.00	86.66	Receivable this period
ROYAL BK CDA GLOBAL MEDIUM TERM SR BK NT5.2% 08-01-2028 CUSIP: 78016HZS2	5.2000 20,000.000	465.11	0.00	0.00	0.00	465.11	Receivable this period
TORONTO-DOMINION BANK 4.693% 09-15-2027 CUSIP: 89115A2H4	4.6930 30,000.000	414.54	0.00	0.00	0.00	414.54	Receivable this period
Colombia - USD							
BANCOLOMBIA S A 3% DUE 01-29-2025 CUSIP: 05968LAM4 Ex date: 01 AUG 23 / Pay date: 01 AUG 23	3.0000 50,000.000	508.33	0.00	0.00	0.00	508.33	Receivable last period
BANCOLOMBIA S A 3% DUE 01-29-2025 CUSIP: 05968LAM4 Ex date: 29 JAN 24 / Pay date: 29 JAN 24	3.0000 50,000.000	633.33	0.00	0.00	0.00	633.33	Receivable this period
Japan - USD							
MIZUHO FINL GROUP FIXED 2.226% DUE 05-25-2026 CUSIP: 60687YBD0 Ex date: 25 NOV 23 / Pay date: 25 NOV 23	2.2260 55,000.000	20.40	0.00	0.00	0.00	20.40	Receivable last period
SUMITOMO MITSUI FINL GROUP INC 1.402% 09-17-2026 CUSIP: 86562MCH1 Ex date: 17 SEP 23 / Pay date: 17 SEP 23	1.4020 65,000.000	187.32	0.00	0.00	0.00	187.32	Receivable last period

Portfolio Statement

1 DEC 23 - 31 DEC 23

Account number XXXXXXXXXX
Account Name *UFCW TRI-STATE - RYAN LABS-SL

◆ Income & Expense Detail - Base Currency

Page 53 of 87

Description Asset ID/Dates	Rate Shares/PAR	Gross Amount	Tax Recoverable	Tax Withheld	Tax Credit	Net Amount	Transaction Type
<i>Income</i>							
Fixed Income							
Corporate Bonds							
MIZUHO FINL GROUP FIXED 2.226% DUE 05-25-2026 CUSIP: 60687YBD0	2.2260 55,000.000	122.43	0.00	0.00	0.00	122.43	Receivable this period
SUMITOMO MITSUI FINL GROUP INC 1.402% 09-17-2026 CUSIP: 86562MCH1 Ex date: 17 MAR 24 / Pay date: 17 MAR 24	1.4020 65,000.000	263.26	0.00	0.00	0.00	263.26	Receivable this period
United Kingdom - USD							
B A T CAP CORP 2.789% DUE 09-06-2024 CUSIP: 05526DBG9 Ex date: 06 SEP 23 / Pay date: 06 SEP 23	2.7890 0.000	12.79	0.00	0.00	0.00	12.79	Receivable last period
B A T CAP CORP 2.789% DUE 09-06-2024 CUSIP: 05526DBG9 Ex date: 06 SEP 23 / Pay date: 06 SEP 23	2.7890 0.000	0.00	0.00	0.00	0.00	0.00	Receivable last period
LLOYDS BANKING GROUP PLC 5.985% 08-07-2027 CUSIP: 539439AY5	5.9850 30,000.000	568.57	0.00	0.00	0.00	568.57	Receivable last period
NATWEST GROUP PLC 5.808% DUE 09-13-2029 CUSIP: 639057AK4 Ex date: 13 SEP 23 / Pay date: 13 SEP 23	5.8080 15,000.000	188.76	0.00	0.00	0.00	188.76	Receivable last period
LLOYDS BANKING GROUP PLC 5.985% 08-07-2027 CUSIP: 539439AY5 Ex date: 07 FEB 24 / Pay date: 07 FEB 24	5.9850 30,000.000	718.20	0.00	0.00	0.00	718.20	Receivable this period
NATWEST GROUP PLC 5.808% DUE 09-13-2029 CUSIP: 639057AK4 Ex date: 13 MAR 24 / Pay date: 13 MAR 24	5.8080 15,000.000	261.36	0.00	0.00	0.00	261.36	Receivable this period
United States - USD							
ALTRIA GROUP INC FIXED 2.35% DUE 05-06-2025 CUSIP: 02209SBH5 Ex date: 06 NOV 23 / Pay date: 06 NOV 23	2.3500 40,000.000	65.27	0.00	0.00	0.00	65.27	Receivable last period
BANK AMER CORP FIXED 4.827% DUE 07-22-2026 CUSIP: 06051GLA5 Ex date: 22 JUL 23 / Pay date: 22 JUL 23	4.8270 25,000.000	432.41	0.00	0.00	0.00	432.41	Receivable last period

Portfolio Statement

1 DEC 23 - 31 DEC 23

Account Name *UFCW TRI-STATE - RYAN LABS-SL Account number [REDACTED]

◆ Income & Expense Detail - Base Currency

Page 54 of 87

Description Asset ID/Dates	Rate Shares/PAR	Gross Amount	Tax Recoverable	Tax Withheld	Tax Credit	Net Amount	Transaction Type
<i>Income</i>							
Fixed Income							
Corporate Bonds							
BANK OF AMERICA CORPORATION MTN 1.53% DUE 12-06-2025/06-06-2022 REG CUSIP: 06051GKE8 Ex date: 06 JUN 23 / Pay date: 06 JUN 23	1.5300 30,000.000	223.12	0.00	0.00	0.00	223.12	Receivable last period
BGC GROUP INC 8.0% 05-25-2028 CUSIP: 088929AC8 Ex date: 25 NOV 23 / Pay date: 25 NOV 23	8.0000 25,000.000	33.33	0.00	0.00	0.00	33.33	Receivable last period
BLACKSTONE PVT CR FIXED 1.75% DUE 09-15-2024 CUSIP: 09261HAB3 Ex date: 15 SEP 23 / Pay date: 15 SEP 23	1.7500 30,000.000	110.83	0.00	0.00	0.00	110.83	Receivable last period
BLUE OWL CAP CORP 3.4% DUE 07-15-2026 CUSIP: 69121KAE4 Ex date: 15 JUL 23 / Pay date: 15 JUL 23	3.4000 10,000.000	128.44	0.00	0.00	0.00	128.44	Receivable last period
CELANESE US HLDGS LLC 6.35% 11-15-2028 CUSIP: 15089QAW4 Ex date: 15 NOV 23 / Pay date: 15 NOV 23	6.3500 45,000.000	126.99	0.00	0.00	0.00	126.99	Receivable last period
DOMINION ENERGY GAS HLDGS LLC FORMERLY 2.5% DUE 11-15-2024 CUSIP: 257375AN5 Ex date: 15 NOV 23 / Pay date: 15 NOV 23	2.5000 45,000.000	49.99	0.00	0.00	0.00	49.99	Receivable last period
EIDP INC 4.5% 05-15-2026 CUSIP: 263534CQ0 Ex date: 15 NOV 23 / Pay date: 15 NOV 23	4.5000 45,000.000	90.00	0.00	0.00	0.00	90.00	Receivable last period
ENERGY TRANSFER L P 6.1% 12-01-2028 CUSIP: 29273VAS9	6.1000 45,000.000	365.99	0.00	0.00	0.00	365.99	Receivable last period
ENERGY TRANSFER 2.9% DUE 05-15-2025 CUSIP: 29278NAP8 Ex date: 15 NOV 23 / Pay date: 15 NOV 23	2.9000 20,000.000	25.77	0.00	0.00	0.00	25.77	Receivable last period
FIFTH THIRD BANCORP 6.339% 07-27-2029 CUSIP: 316773DK3	6.3390 5,000.000	109.17	0.00	0.00	0.00	109.17	Receivable last period
HUMANA INC 1.35% 02-03-2027 CUSIP: 444859BQ4 Ex date: 03 AUG 23 / Pay date: 03 AUG 23	1.3500 30,000.000	132.75	0.00	0.00	0.00	132.75	Receivable last period

Portfolio Statement

1 DEC 23 - 31 DEC 23

Account number XXXXXXXXXX
Account Name *UFCW TRI-STATE - RYAN LABS-SL

◆ Income & Expense Detail - Base Currency

Page 55 of 87

Description Asset ID/Dates	Rate Shares/PAR	Gross Amount	Tax Recoverable	Tax Withheld	Tax Credit	Net Amount	Transaction Type
<i>Income</i>							
Fixed Income							
Corporate Bonds							
HUNTINGTON BANCSHARES INC 6.208% 08-21-2029 CUSIP: 446150BC7	6.2080 35,000.000	603.55	0.00	0.00	0.00	603.55	Receivable last period
INGERSOLL RAND INC 5.4% DUE 08-14-2028 CUSIP: 45687VAA4	5.4000 55,000.000	882.75	0.00	0.00	0.00	882.75	Receivable last period
INTEL CORP 4.875% 02-10-2028 CUSIP: 458140CE8 Ex date: 10 AUG 23 / Pay date: 10 AUG 23	4.8750 20,000.000	300.62	0.00	0.00	0.00	300.62	Receivable last period
JPMORGAN CHASE & CO 3.875 09-10-2024 CUSIP: 46625HJY7 Ex date: 10 SEP 23 / Pay date: 10 SEP 23	3.8750 0.000	-11.30	0.00	0.00	0.00	- 11.30	Receivable last period
JPMORGAN CHASE & CO 3.875 09-10-2024 CUSIP: 46625HJY7 Ex date: 10 SEP 23 / Pay date: 10 SEP 23	3.8750 0.000	-0.01	0.00	0.00	0.00	- 0.01	Receivable last period
KEYBANK NATL ASSN CLEVELAND OHIO GLOBAL 4.15% 08-08-2025 CUSIP: 49327M3E2 Ex date: 08 AUG 23 / Pay date: 08 AUG 23	4.1500 60,000.000	781.58	0.00	0.00	0.00	781.58	Receivable last period
KEYBANK NATL ASSN CLEVELAND OHIO GLOBAL 4.7% 01-26-2026 CUSIP: 49327M3G7 Ex date: 26 JUL 23 / Pay date: 26 JUL 23	4.7000 10,000.000	163.19	0.00	0.00	0.00	163.19	Receivable last period
MARRIOTT INTERNATIONAL INC 5.0% 10-15-2027 CUSIP: 571903BJ1 Ex date: 15 OCT 23 / Pay date: 15 OCT 23	5.0000 15,000.000	95.83	0.00	0.00	0.00	95.83	Receivable last period
MORGAN STANLEY FLTGT RT 6.296% DUE 10-18-2028 CUSIP: 61747YEV3 Ex date: 18 OCT 23 / Pay date: 18 OCT 23	6.2960 30,000.000	225.60	0.00	0.00	0.00	225.60	Receivable last period
MPLX LP 1.75% DUE 03-01-2026 CUSIP: 55336VBR0 Ex date: 01 SEP 23 / Pay date: 01 SEP 23	1.7500 65,000.000	284.37	0.00	0.00	0.00	284.37	Receivable last period
OAKTREE SPECIALTY LENDING CORP 3.5% 02-25-2025 CUSIP: 67401PAB4 Ex date: 25 AUG 23 / Pay date: 25 AUG 23	3.5000 55,000.000	513.33	0.00	0.00	0.00	513.33	Receivable last period

Portfolio Statement

1 DEC 23 - 31 DEC 23

Account number XXXXXXXXXX
Account Name *UFCW TRI-STATE - RYAN LABS-SL

◆ Income & Expense Detail - Base Currency

Page 56 of 87

Description Asset ID/Dates	Rate Shares/PAR	Gross Amount	Tax Recoverable	Tax Withheld	Tax Credit	Net Amount	Transaction Type
<i>Income</i>							
Fixed Income							
Corporate Bonds							
OWL ROCK CAP CORP 3.75% DUE 07-22-2025 CUSIP: 69121KAC8 Ex date: 22 JUL 23 / Pay date: 22 JUL 23	3.7500 55,000.000	739.06	0.00	0.00	0.00	739.06	Receivable last period
PNC FINL SVCS GROUP INC 6.615% 10-20-2027 CUSIP: 693475BT1	6.6150 55,000.000	414.35	0.00	0.00	0.00	414.35	Receivable last period
PRINCIPAL LIFE GLOBAL FUNDING II TRANCHE# TR 117 06/28/2023 5.5% 06-28-2028 CUSIP: 74256LEW5	5.5000 40,000.000	935.00	0.00	0.00	0.00	935.00	Receivable last period
PRUDENTIAL FINL INC MEDIUM TERM NTS BOOK1.5% 03-10-2026 CUSIP: 74432QCH6 Ex date: 10 SEP 23 / Pay date: 10 SEP 23	1.5000 65,000.000	219.37	0.00	0.00	0.00	219.37	Receivable last period
PVTPL ATHENE GLOBAL FDG MEDIUM TERM SR SECD NT 1.45% 01-08-2026 CUSIP: 04685A2U4 Ex date: 10 JUL 23 / Pay date: 10 JUL 23	1.4500 30,000.000	172.79	0.00	0.00	0.00	172.79	Receivable last period
PVTPL COLUMBIA PIPELINES HLDG CO LLC SR NT 6.042% 08-15-2028 CUSIP: 19828AAB3	6.0420 10,000.000	189.65	0.00	0.00	0.00	189.65	Receivable last period
PVTPL MILEAGE PLUS HLDGS LLC/MILEAGE PLUS IN 6.5% DUE 06-20-2027 CUSIP: 599191AA1 Ex date: 20 JUN 23 / Pay date: 20 JUN 23	6.5000 41,250.000	528.80	0.00	0.00	0.00	528.80	Receivable last period
SANTANDER HLDGS USA INC 3.244% DUE 10-05-2026 REG CUSIP: 80282KAZ9 Ex date: 05 OCT 23 / Pay date: 05 OCT 23	3.2440 20,000.000	100.92	0.00	0.00	0.00	100.92	Receivable last period
SYNCHRONY FINL 4.875% 06-13-2025 CUSIP: 87165BAS2 Ex date: 13 JUN 23 / Pay date: 13 JUN 23	4.8750 30,000.000	682.50	0.00	0.00	0.00	682.50	Receivable last period
T-MOBILE USA INC 2.25% DUE 02-15-2026 CUSIP: 87264ABR5 Ex date: 15 AUG 23 / Pay date: 15 AUG 23	2.2500 30,000.000	198.75	0.00	0.00	0.00	198.75	Receivable last period
TRUIST FINANCIAL CORPORATION 7.161% 10-30-2029 CUSIP: 89788MAQ5	7.1610 50,000.000	338.15	0.00	0.00	0.00	338.15	Receivable last period

Portfolio Statement

1 DEC 23 - 31 DEC 23

Account number XXXXXXXXXX
Account Name *UFCW TRI-STATE - RYAN LABS-SL

◆ Income & Expense Detail - Base Currency

Page 57 of 87

Description Asset ID/Dates	Rate Shares/PAR	Gross Amount	Tax Recoverable	Tax Withheld	Tax Credit	Net Amount	Transaction Type
<i>Income</i>							
Fixed Income							
Corporate Bonds							
VMWARE INC FIXED 1% DUE 08-15-2024	1.0000 0.000	-5.83	0.00	0.00	0.00	- 5.83	Receivable last period
CUSIP: 928563AH8 Ex date: 15 AUG 23 / Pay date: 15 AUG 23							
VMWARE INC FIXED 1% DUE 08-15-2024	1.0000 0.000	0.00	0.00	0.00	0.00	0.00	Receivable last period
CUSIP: 928563AH8 Ex date: 15 AUG 23 / Pay date: 15 AUG 23							
VMWARE INC FIXED 4.5% DUE 05-15-2025	4.5000 45,000.000	90.00	0.00	0.00	0.00	90.00	Receivable last period
CUSIP: 928563AD7 Ex date: 15 NOV 23 / Pay date: 15 NOV 23							
WELLS FARGO & CO VAR RT 3.908% DUE 04-25-2026	3.9080 60,000.000	234.48	0.00	0.00	0.00	234.48	Receivable last period
CUSIP: 95000U2X0 Ex date: 25 OCT 23 / Pay date: 25 OCT 23							
WELLS FARGO & COMPANY 2.164% 02-11-2026	2.1640 10,000.000	66.12	0.00	0.00	0.00	66.12	Receivable last period
CUSIP: 95000U2K8 Ex date: 11 AUG 23 / Pay date: 11 AUG 23							
ALTRIA GROUP INC FIXED 2.35% DUE 05-06-2025	2.3500 40,000.000	143.61	0.00	0.00	0.00	143.61	Receivable this period
CUSIP: 02209SBH5 Ex date: 06 MAY 24 / Pay date: 06 MAY 24							
BANK AMER CORP FIXED 4.827% DUE 07-22-2026	4.8270 25,000.000	532.98	0.00	0.00	0.00	532.98	Receivable this period
CUSIP: 06051GLA5 Ex date: 22 JAN 24 / Pay date: 22 JAN 24							
BANK OF AMERICA CORPORATION MTN 1.53% DUE 12-06-2025/06-06-2022 REG	1.5300 30,000.000	31.87	0.00	0.00	0.00	31.87	Receivable this period
CUSIP: 06051GKE8 Ex date: 06 JUN 24 / Pay date: 06 JUN 24							
BLACKSTONE PVT CR 2.625% DUE 12-15-2026	2.6250 65,000.000	75.83	0.00	0.00	0.00	75.83	Receivable this period
CUSIP: 09261HAD9 Ex date: 15 JUN 24 / Pay date: 15 JUN 24							
BLUE OWL CAP CORP 3.4% DUE 07-15-2026	3.4000 10,000.000	156.77	0.00	0.00	0.00	156.77	Receivable this period
CUSIP: 69121KAE4 Ex date: 15 JAN 24 / Pay date: 15 JAN 24							
BLUE OWL CR INCOME CORP 7.75% 01-15-2029	7.7500 25,000.000	145.31	0.00	0.00	0.00	145.31	Receivable this period
CUSIP: 69120VAU5 Ex date: 15 JAN 24 / Pay date: 15 JAN 24							

Portfolio Statement

1 DEC 23 - 31 DEC 23

Account number XXXXXXXXXX
Account Name *UFCW TRI-STATE - RYAN LABS-SL

◆ Income & Expense Detail - Base Currency

Page 58 of 87

Description Asset ID/Dates	Rate Shares/PAR	Gross Amount	Tax Recoverable	Tax Withheld	Tax Credit	Net Amount	Transaction Type
<i>Income</i>							
Fixed Income							
Corporate Bonds							
CELANESE US HLDGS LLC 6.35% 11-15-2028 CUSIP: 15089QAW4 Ex date: 15 MAY 24 / Pay date: 15 MAY 24	6.3500 45,000.000	365.12	0.00	0.00	0.00	365.12	Receivable this period
EIDP INC 4.5% 05-15-2026 CUSIP: 263534CQ0 Ex date: 15 MAY 24 / Pay date: 15 MAY 24	4.5000 45,000.000	258.75	0.00	0.00	0.00	258.75	Receivable this period
ENERGY TRANSFER L P 6.1% 12-01-2028 CUSIP: 29273VAS9 Ex date: 01 JUN 24 / Pay date: 01 JUN 24	6.1000 60,000.000	304.99	0.00	0.00	0.00	304.99	Receivable this period
ENERGY TRANSFER 2.9% DUE 05-15-2025 CUSIP: 29278NAP8 Ex date: 15 MAY 24 / Pay date: 15 MAY 24	2.9000 20,000.000	74.11	0.00	0.00	0.00	74.11	Receivable this period
FIFTH THIRD BANCORP 6.339% 07-27-2029 CUSIP: 316773DK3 Ex date: 27 JAN 24 / Pay date: 27 JAN 24	6.3390 5,000.000	135.58	0.00	0.00	0.00	135.58	Receivable this period
GLOBAL PMTS INC 1.2% DUE 03-01-2026 CUSIP: 37940XAE2 Ex date: 01 MAR 24 / Pay date: 01 MAR 24	1.2000 35,000.000	140.00	0.00	0.00	0.00	140.00	Receivable this period
HUMANA INC 1.35% 02-03-2027 CUSIP: 444859BQ4 Ex date: 03 FEB 24 / Pay date: 03 FEB 24	1.3500 30,000.000	166.50	0.00	0.00	0.00	166.50	Receivable this period
HUNTINGTON BANCSHARES INC 6.208% 08-21-2029 CUSIP: 446150BC7 Ex date: 21 FEB 24 / Pay date: 21 FEB 24	6.2080 35,000.000	784.62	0.00	0.00	0.00	784.62	Receivable this period
INGERSOLL RAND INC 5.4% DUE 08-14-2028 CUSIP: 45687VAA4 Ex date: 14 FEB 24 / Pay date: 14 FEB 24	5.4000 55,000.000	1,130.25	0.00	0.00	0.00	1,130.25	Receivable this period
INTEL CORP 4.875% 02-10-2028 CUSIP: 458140CE8 Ex date: 10 FEB 24 / Pay date: 10 FEB 24	4.8750 20,000.000	381.87	0.00	0.00	0.00	381.87	Receivable this period
KEYBANK NATL ASSN CLEVELAND OHIO GLOBAL 4.15% 08-08-2025 CUSIP: 49327M3E2 Ex date: 08 FEB 24 / Pay date: 08 FEB 24	4.1500 60,000.000	989.08	0.00	0.00	0.00	989.08	Receivable this period

Portfolio Statement

1 DEC 23 - 31 DEC 23

Account number XXXXXXXXXX
Account Name *UFCW TRI-STATE - RYAN LABS-SL

◆ Income & Expense Detail - Base Currency

Page 59 of 87

Description Asset ID/Dates	Rate Shares/PAR	Gross Amount	Tax Recoverable	Tax Withheld	Tax Credit	Net Amount	Transaction Type
<i>Income</i>							
Fixed Income							
Corporate Bonds							
KEYBANK NATL ASSN CLEVELAND OHIO GLOBAL 4.7% 01-26-2026 CUSIP: 49327M3G7 Ex date: 26 JAN 24 / Pay date: 26 JAN 24	4.7000 10,000.000	202.36	0.00	0.00	0.00	202.36	Receivable this period
MARRIOTT INTERNATIONAL INC 5.0% 10-15-2027 CUSIP: 571903BJ1 Ex date: 15 APR 24 / Pay date: 15 APR 24	5.0000 15,000.000	158.33	0.00	0.00	0.00	158.33	Receivable this period
MORGAN STANLEY FLTG RT 6.296% DUE 10-18-2028 CUSIP: 61747YEV3	6.2960 30,000.000	383.00	0.00	0.00	0.00	383.00	Receivable this period
MPLX LP 1.75% DUE 03-01-2026 CUSIP: 55336VBR0 Ex date: 01 MAR 24 / Pay date: 01 MAR 24	1.7500 65,000.000	379.16	0.00	0.00	0.00	379.16	Receivable this period
OAKTREE SPECIALTY LENDING CORP 3.5% 02-25-2025 CUSIP: 67401PAB4 Ex date: 25 FEB 24 / Pay date: 25 FEB 24	3.5000 55,000.000	673.75	0.00	0.00	0.00	673.75	Receivable this period
OWL ROCK CAP CORP 3.75% DUE 07-22-2025 CUSIP: 69121KAC8 Ex date: 22 JAN 24 / Pay date: 22 JAN 24	3.7500 55,000.000	910.93	0.00	0.00	0.00	910.93	Receivable this period
PNC FINL SVCS GROUP INC 6.615% 10-20-2027 CUSIP: 693475BT1 Ex date: 20 APR 24 / Pay date: 20 APR 24	6.6150 55,000.000	717.54	0.00	0.00	0.00	717.54	Receivable this period
PRINCIPAL LIFE GLOBAL FUNDING II TRANCHE# TR 117 06/28/2023 5.5% 06-28-2028 CUSIP: 74256LEW5 Ex date: 28 JUN 24 / Pay date: 28 JUN 24	5.5000 40,000.000	18.33	0.00	0.00	0.00	18.33	Receivable this period
PRUDENTIAL FINL INC MEDIUM TERM NTS BOOK1.5% 03-10-2026 CUSIP: 74432QCH6 Ex date: 10 MAR 24 / Pay date: 10 MAR 24	1.5000 65,000.000	300.62	0.00	0.00	0.00	300.62	Receivable this period
PVTPL ATHENE GLOBAL FDG MEDIUM TERM SR SECD NT 1.45% 01-08-2026 CUSIP: 04685A2U4 Ex date: 08 JAN 24 / Pay date: 08 JAN 24	1.4500 30,000.000	209.04	0.00	0.00	0.00	209.04	Receivable this period
PVTPL COLUMBIA PIPELINES HLDG CO LLC SR NT 6.042% 08-15-2028 CUSIP: 19828AAB3 Ex date: 15 FEB 24 / Pay date: 15 FEB 24	6.0420 10,000.000	240.00	0.00	0.00	0.00	240.00	Receivable this period

Portfolio Statement

1 DEC 23 - 31 DEC 23

Account number XXXXXXXXXX
Account Name *UFCW TRI-STATE - RYAN LABS-SL

◆ Income & Expense Detail - Base Currency

Page 60 of 87

Description Asset ID/Dates	Rate Shares/PAR	Gross Amount	Tax Recoverable	Tax Withheld	Tax Credit	Net Amount	Transaction Type
<i>Income</i>							
Fixed Income							
Corporate Bonds							
PVTPL MILEAGE PLUS HLDGS LLC/MILEAGE PLUS IN 6.5% DUE 06-20-2027 CUSIP: 599191AA1 Ex date: 20 MAR 24 / Pay date: 20 MAR 24	6.5000 38,500.000	76.46	0.00	0.00	0.00	76.46	Receivable this period
SANTANDER HLDGS USA INC 3.244% DUE 10-05-2026 REG CUSIP: 80282KAZ9 Ex date: 05 APR 24 / Pay date: 05 APR 24	3.2440 20,000.000	154.99	0.00	0.00	0.00	154.99	Receivable this period
SYNCHRONY FINL 4.875% 06-13-2025 CUSIP: 87165BAS2 Ex date: 13 JUN 24 / Pay date: 13 JUN 24	4.8750 30,000.000	73.12	0.00	0.00	0.00	73.12	Receivable this period
T-MOBILE USA INC 2.25% DUE 02-15-2026 CUSIP: 87264ABR5	2.2500 30,000.000	255.00	0.00	0.00	0.00	255.00	Receivable this period
TRUIST FINANCIAL CORPORATION 7.161% 10-30-2029 CUSIP: 89788MAQ5 Ex date: 30 APR 24 / Pay date: 30 APR 24	7.1610 50,000.000	636.53	0.00	0.00	0.00	636.53	Receivable this period
VMWARE INC FIXED 4.5% DUE 05-15-2025 CUSIP: 928563AD7 Ex date: 15 MAY 24 / Pay date: 15 MAY 24	4.5000 45,000.000	258.75	0.00	0.00	0.00	258.75	Receivable this period
WELLS FARGO & CO VAR RT 3.908% DUE 04-25-2026 CUSIP: 95000U2X0 Ex date: 25 APR 24 / Pay date: 25 APR 24	3.9080 60,000.000	429.88	0.00	0.00	0.00	429.88	Receivable this period
WELLS FARGO & COMPANY 2.164% 02-11-2026 CUSIP: 95000U2K8 Ex date: 11 FEB 24 / Pay date: 11 FEB 24	2.1640 10,000.000	84.15	0.00	0.00	0.00	84.15	Receivable this period
BANK OF AMERICA CORPORATION MTN 1.53% DUE 12-06-2025/06-06-2022 REG CUSIP: 06051GKE8 Ex date: 06 DEC 23 / Pay date: 06 DEC 23	1.5300 30,000.000	229.50	0.00	0.00	0.00	229.50	Received this period
BLACKSTONE PVT CR 2.625% DUE 12-15-2026 CUSIP: 09261HAD9 Ex date: 15 DEC 23 / Pay date: 15 DEC 23	2.6250 65,000.000	853.13	0.00	0.00	0.00	853.13	Received this period
ENERGY TRANSFER L P 6.1% 12-01-2028 CUSIP: 29273VAS9 Ex date: 01 DEC 23 / Pay date: 01 DEC 23	6.1000 45,000.000	366.00	0.00	0.00	0.00	366.00	Received this period

Portfolio Statement

1 DEC 23 - 31 DEC 23

Account number XXXXXXXXXX
Account Name *UFCW TRI-STATE - RYAN LABS-SL

◆ Income & Expense Detail - Base Currency

Page 61 of 87

Description Asset ID/Dates	Rate Shares/PAR	Gross Amount	Tax Recoverable	Tax Withheld	Tax Credit	Net Amount	Transaction Type
<i>Income</i>							
Fixed Income							
Corporate Bonds							
PRINCIPAL LIFE GLOBAL FUNDING II TRANCHE# TR 117 06/28/2023 5.5% 06-28-2028 CUSIP: 74256LEW5 Ex date: 28 DEC 23 / Pay date: 28 DEC 23	5.5000 40,000.000	1,100.00	0.00	0.00	0.00	1,100.00	Received this period
PVTPL MILEAGE PLUS HLDGS LLC/MILEAGE PLUS IN 6.5% DUE 06-20-2027 CUSIP: 599191AA1 Ex date: 20 DEC 23 / Pay date: 20 DEC 23	6.5000 41,250.000	670.31	0.00	0.00	0.00	670.31	Received this period
SYNCHRONY FINL 4.875% 06-13-2025 CUSIP: 87165BAS2 Ex date: 13 DEC 23 / Pay date: 13 DEC 23	4.8750 30,000.000	731.25	0.00	0.00	0.00	731.25	Received this period
BLACKSTONE PVT CR 2.625% DUE 12-15-2026 CUSIP: 09261HAD9 Trade date: 11 DEC 23 / Settlement date: 13 DEC 23	2.6250 65,000.000	-843.65	0.00	0.00	0.00	- 843.65	Income purchased this period
BLUE OWL CR INCOME CORP 7.75% 01-15-2029 CUSIP: 69120VAU5 Trade date: 19 DEC 23 / Settlement date: 21 DEC 23	7.7500 10,000.000	-36.60	0.00	0.00	0.00	- 36.60	Income purchased this period
BLUE OWL CR INCOME CORP 7.75% 01-15-2029 CUSIP: 69120VAU5 Trade date: 20 DEC 23 / Settlement date: 22 DEC 23	7.7500 15,000.000	-58.13	0.00	0.00	0.00	- 58.13	Income purchased this period
ENERGY TRANSFER L P 6.1% 12-01-2028 CUSIP: 29273VAS9 Trade date: 01 DEC 23 / Settlement date: 05 DEC 23	6.1000 15,000.000	-10.17	0.00	0.00	0.00	- 10.17	Income purchased this period
GLOBAL PMTS INC 1.2% DUE 03-01-2026 CUSIP: 37940XAE2 Trade date: 06 DEC 23 / Settlement date: 08 DEC 23	1.2000 35,000.000	-113.17	0.00	0.00	0.00	- 113.17	Income purchased this period
BGC GROUP INC 8.0% 05-25-2028 CUSIP: 088929AC8 Trade date: 19 DEC 23 / Settlement date: 21 DEC 23	8.0000 25,000.000	144.44	0.00	0.00	0.00	144.44	Income sold this period
BLACKSTONE PVT CR FIXED 1.75% DUE 09-15-2024 CUSIP: 09261HAB3 Trade date: 11 DEC 23 / Settlement date: 13 DEC 23	1.7500 30,000.000	128.33	0.00	0.00	0.00	128.33	Income sold this period
DOMINION ENERGY GAS HLDGS LLC FORMERLY 2.5% DUE 11-15-2024 CUSIP: 257375AN5 Trade date: 05 DEC 23 / Settlement date: 07 DEC 23	2.5000 45,000.000	68.75	0.00	0.00	0.00	68.75	Income sold this period

Portfolio Statement

1 DEC 23 - 31 DEC 23

Account number XXXXXXXXXX
Account Name *UFCW TRI-STATE - RYAN LABS-SL

◆ Income & Expense Detail - Base Currency

Page 62 of 87

Description Asset ID/Dates	Rate Shares/PAR	Gross Amount	Tax Recoverable	Tax Withheld	Tax Credit	Net Amount	Transaction Type
<i>Income</i>							
Fixed Income							
Corporate Bonds							
Total Corporate Bonds							
		13,150.58	0.00	0.00	0.00	13,150.58	Receivable last period
		15,641.65	0.00	0.00	0.00	15,641.65	Receivable this period
		3,950.19	0.00	0.00	0.00	3,950.19	Received this period
		0.00	0.00	0.00	0.00	0.00	Income received from prior
		0.00	0.00	0.00	0.00	0.00	Broker commissions recaptured
		0.00	0.00	0.00	0.00	0.00	Tax recoverable last period
		0.00	0.00	0.00	0.00	0.00	Tax recoverable this period
		0.00	0.00	0.00	0.00	0.00	Tax reclaims received
		-1,061.72	0.00	0.00	0.00	- 1,061.72	Income purchased this period
		341.52	0.00	0.00	0.00	341.52	Income sold this period
		0.00	0.00	0.00	0.00	0.00	Tax recoverable received this period
		0.00	0.00	0.00	0.00	0.00	Tax recoverable delivered this period
		0.00	0.00	0.00	0.00	0.00	Accrued income received this period
		0.00	0.00	0.00	0.00	0.00	Accrued income delivered this period
		5,721.06	0.00	0.00	0.00	5,721.06	Earned income
Commercial Mortgage-Backed							
United States - USD							
BPR TR 2022-OANA FLTG RT 9.05681% DUE 04-15-2037 CUSIP: 05592DAL8 Ex date: 15 NOV 23 / Pay date: 15 NOV 23	9.0179 30,000.000	120.23	0.00	0.00	0.00	120.23	Receivable last period
CMO GS MTG SECS TR 2014-GC22 MTG PASS THRU CTF CL C VAR RT 06-12-2047 CUSIP: 36253BBB8 Ex date: 01 NOV 23 / Pay date: 10 NOV 23	4.8414 65,000.000	262.24	0.00	0.00	0.00	262.24	Receivable last period
CMO WELLS FARGO COML MTG TR 2016-C37 COML MTG CTF CL C VAR RT 12-15-2049 CUSIP: 95000PAL8 Ex date: 01 NOV 23 / Pay date: 17 NOV 23	4.6346 30,000.000	115.86	0.00	0.00	0.00	115.86	Receivable last period
CMO WELLS FARGO COMM MTG TST SER 2016-BNK1 CL AS 2.814% 08-15-2049 CUSIP: 95000GBA1 Ex date: 01 MAY 20 / Pay date: 15 MAY 20	2.8140 50,000.000	117.25	0.00	0.00	0.00	117.25	Receivable last period
CMO WFRBS COML MTG TR 2014-C21 3.885 DUE08-15-2047 REG CUSIP: 92939FAW9 Ex date: 01 NOV 23 / Pay date: 17 NOV 23	3.8910 15,000.000	48.63	0.00	0.00	0.00	48.63	Receivable last period
JPMBB COML MTG FLTG RT 4.18637% DUE 05-15-2048 CUSIP: 46644RBF1 Ex date: 01 NOV 23 / Pay date: 17 NOV 23	4.3259 60,000.000	216.29	0.00	0.00	0.00	216.29	Receivable last period

Portfolio Statement

1 DEC 23 - 31 DEC 23

Account number XXXXXXXXXX
Account Name *UFCW TRI-STATE - RYAN LABS-SL

◆ Income & Expense Detail - Base Currency

Page 63 of 87

Description Asset ID/Dates	Rate Shares/PAR	Gross Amount	Tax Recoverable	Tax Withheld	Tax Credit	Net Amount	Transaction Type
<i>Income</i>							
Fixed Income							
Commercial Mortgage-Backed							
JPMBB COML MTG SECS COML MTG TR 2015-C28 CL C VAR RT DUE 10-15-2048 REG CUSIP: 46644FAK7 Ex date: 01 NOV 23 / Pay date: 17 NOV 23	4.2718 48,000.000	170.87	0.00	0.00	0.00	170.87	Receivable last period
JPMBB COML MTG SECS TR 2015-C28 CL B FLTG RT DUE 10-15-2048 REG CUSIP: 46644FAJ0 Ex date: 01 NOV 23 / Pay date: 17 NOV 23	3.9860 20,000.000	66.43	0.00	0.00	0.00	66.43	Receivable last period
JPMD B COML MTG 3.4836% DUE 06-15-2049 CUSIP: 46590LAX0 Ex date: 01 NOV 23 / Pay date: 17 NOV 23	3.4836 50,000.000	145.15	0.00	0.00	0.00	145.15	Receivable last period
MORGAN STANLEY BK AMER MERRILL COML MTG PASSTHRU CTF CL 3.527% 11-15-2049 CUSIP: 61766RBC9	3.5270 25,000.000	73.47	0.00	0.00	0.00	73.47	Receivable last period
PALISADES CTR TR 2.71298% DUE 04-13-2033 CUSIP: 69640GAA3 Ex date: 09 NOV 23 / Pay date: 15 NOV 23	2.7130 15,000.000	24.86	0.00	0.00	0.00	24.86	Receivable last period
PVTPL CMO SHOPS AT CRYSTALS TR SER 2016-CSTL CL C 144A VAR 07-05-2036 CUSIP: 82510WAJ9	3.8555 40,000.000	128.51	0.00	0.00	0.00	128.51	Receivable last period
QUEENS CTR MTG TR FLTG RT 3.59001% DUE 01-11-2037 CUSIP: 74824DAL4 Ex date: 01 SEP 15 / Pay date: 11 SEP 15	3.5900 95,000.000	284.20	0.00	0.00	0.00	284.20	Receivable last period
WELLS FARGO COML 3.401% DUE 03-15-2050 CUSIP: 95000TAC0 Ex date: 01 NOV 23 / Pay date: 17 NOV 23	3.4010 55,000.000	155.87	0.00	0.00	0.00	155.87	Receivable last period
BPR TR 2022-OANA FLTG RT 9.05681% DUE 04-15-2037 CUSIP: 05592DAL8 Ex date: 15 JAN 24 / Pay date: 15 JAN 24	9.0568 30,000.000	128.30	0.00	0.00	0.00	128.30	Receivable this period
CMO GS MTG SECS TR 2014-GC22 MTG PASS THRU CTF CL C VAR RT 06-12-2047 CUSIP: 36253BBB8 Ex date: 01 JAN 24 / Pay date: 12 JAN 24	4.6852 65,000.000	253.77	0.00	0.00	0.00	253.77	Receivable this period
CMO WELLS FARGO COML MTG TR 2016-C37 COML MTG CTF CL C VAR RT 12-15-2049 CUSIP: 95000PAL8 Ex date: 01 JAN 24 / Pay date: 15 JAN 24	4.4669 30,000.000	111.67	0.00	0.00	0.00	111.67	Receivable this period

Portfolio Statement

1 DEC 23 - 31 DEC 23

Account number XXXXXXXXXX
Account Name *UFCW TRI-STATE - RYAN LABS-SL

◆ Income & Expense Detail - Base Currency

Page 64 of 87

Description Asset ID/Dates	Rate Shares/PAR	Gross Amount	Tax Recoverable	Tax Withheld	Tax Credit	Net Amount	Transaction Type
<i>Income</i>							
Fixed Income							
Commercial Mortgage-Backed							
CMO WELLS FARGO COMM MTG TST SER 2016-BNK1 CL AS 2.814% 08-15-2049 CUSIP: 95000GBA1	2.8140 50,000.000	117.25	0.00	0.00	0.00	117.25	Receivable this period
CMO WFRBS COML MTG TR 2014-C21 3.885 DUE08-15-2047 REG CUSIP: 92939FAW9 Ex date: 01 JAN 24 / Pay date: 15 JAN 24	3.8910 15,000.000	48.63	0.00	0.00	0.00	48.63	Receivable this period
JPMBB COML MTG FLTG RT 4.18637% DUE 05-15-2048 CUSIP: 46644RBF1 Ex date: 01 JAN 24 / Pay date: 15 JAN 24	4.1864 60,000.000	209.31	0.00	0.00	0.00	209.31	Receivable this period
JPMBB COML MTG SECS COML MTG TR 2015-C28 CL C VAR RT DUE 10-15-2048 REG CUSIP: 46644FAK7 Ex date: 01 JAN 24 / Pay date: 15 JAN 24	4.1335 48,000.000	165.34	0.00	0.00	0.00	165.34	Receivable this period
JPMBB COML MTG SECS TR 2015-C28 CL B FLTG RT DUE 10-15-2048 REG CUSIP: 46644FAJ0 Ex date: 01 JAN 24 / Pay date: 15 JAN 24	3.9860 20,000.000	66.43	0.00	0.00	0.00	66.43	Receivable this period
JPMDB COML MTG 3.4836% DUE 06-15-2049 CUSIP: 46590LAX0 Ex date: 01 JAN 24 / Pay date: 15 JAN 24	3.4836 50,000.000	145.15	0.00	0.00	0.00	145.15	Receivable this period
MORGAN STANLEY BK AMER MERRILL COML MTG PASSTHRU CTF CL 3.527% 11-15-2049 CUSIP: 61766RBC9	3.5270 25,000.000	73.47	0.00	0.00	0.00	73.47	Receivable this period
PALISADES CTR TR 2.71298% DUE 04-13-2033 CUSIP: 69640GAA3 Ex date: 09 JAN 24 / Pay date: 16 JAN 24	2.7130 15,000.000	24.86	0.00	0.00	0.00	24.86	Receivable this period
PVTPL CMO SHOPS AT CRYSTALS TR SER 2016-CSTL CL C 144A VAR 07-05-2036 CUSIP: 82510WAJ9	3.8555 40,000.000	128.51	0.00	0.00	0.00	128.51	Receivable this period
QUEENS CTR MTG TR FLTG RT 3.59001% DUE 01-11-2037 CUSIP: 74824DAL4	3.4742 95,000.000	275.04	0.00	0.00	0.00	275.04	Receivable this period
WELLS FARGO COML 3.401% DUE 03-15-2050 CUSIP: 95000TAC0 Ex date: 01 JAN 24 / Pay date: 15 JAN 24	3.4010 55,000.000	155.87	0.00	0.00	0.00	155.87	Receivable this period

Portfolio Statement

1 DEC 23 - 31 DEC 23

Account number XXXXXXXXXX
Account Name *UFCW TRI-STATE - RYAN LABS-SL

◆ Income & Expense Detail - Base Currency

Page 65 of 87

Description Asset ID/Dates	Rate Shares/PAR	Gross Amount	Tax Recoverable	Tax Withheld	Tax Credit	Net Amount	Transaction Type
<i>Income</i>							
Fixed Income							
Commercial Mortgage-Backed							
BPR TR 2022-OANA FLTG RT 9.05681% DUE 04-15-2037 CUSIP: 05592DAL8 Ex date: 15 DEC 23 / Pay date: 15 DEC 23	9.0568 30,000.000	225.45	0.00	0.00	0.00	225.45	Received this period
CMO GS MTG SECS TR 2014-GC22 MTG PASS THRU CTF CL C VAR RT 06-12-2047 CUSIP: 36253BBB8 Ex date: 12 DEC 23 / Pay date: 12 DEC 23	4.8387 65,000.000	253.78	0.00	0.00	0.00	253.78	Received this period
CMO WELLS FARGO COML MTG TR 2016-C37 COML MTG CTF CL C VAR RT 12-15-2049 CUSIP: 95000PAL8 Ex date: 15 DEC 23 / Pay date: 15 DEC 23	4.4669 30,000.000	111.67	0.00	0.00	0.00	111.67	Received this period
CMO WELLS FARGO COMM MTG TST SER 2016-BNK1 CL AS 2.814% 08-15-2049 CUSIP: 95000GBA1 Ex date: 15 DEC 23 / Pay date: 15 DEC 23	2.8140 50,000.000	117.25	0.00	0.00	0.00	117.25	Received this period
CMO WFRBS COML MTG TR 2014-C21 3.885 DUE08-15-2047 REG CUSIP: 92939FAW9 Ex date: 15 DEC 23 / Pay date: 15 DEC 23	3.8910 15,000.000	48.64	0.00	0.00	0.00	48.64	Received this period
JPMBB COML MTG FLTG RT 4.18637% DUE 05-15-2048 CUSIP: 46644RBF1 Ex date: 15 DEC 23 / Pay date: 15 DEC 23	4.1864 60,000.000	209.32	0.00	0.00	0.00	209.32	Received this period
JPMBB COML MTG SECS COML MTG TR 2015-C28 CL C VAR RT DUE 10-15-2048 REG CUSIP: 46644FAK7 Ex date: 15 DEC 23 / Pay date: 15 DEC 23	4.1335 48,000.000	165.34	0.00	0.00	0.00	165.34	Received this period
JPMBB COML MTG SECS TR 2015-C28 CL B FLTG RT DUE 10-15-2048 REG CUSIP: 46644FAJ0 Ex date: 15 DEC 23 / Pay date: 15 DEC 23	3.9860 20,000.000	66.43	0.00	0.00	0.00	66.43	Received this period
JPMDB COML MTG 3.4836% DUE 06-15-2049 CUSIP: 46590LAX0 Ex date: 15 DEC 23 / Pay date: 15 DEC 23	3.4836 50,000.000	145.15	0.00	0.00	0.00	145.15	Received this period
MORGAN STANLEY BK AMER MERRILL COML MTG PASSTHRU CTF CL 3.527% 11-15-2049 CUSIP: 61766RBC9 Ex date: 15 DEC 23 / Pay date: 15 DEC 23	3.5270 25,000.000	73.48	0.00	0.00	0.00	73.48	Received this period
PALISADES CTR TR 2.71298% DUE 04-13-2033 CUSIP: 69640GAA3 Ex date: 14 DEC 23 / Pay date: 14 DEC 23	2.7130 15,000.000	21.53	0.00	0.00	0.00	21.53	Received this period

Portfolio Statement

1 DEC 23 - 31 DEC 23

Account number XXXXXXXXXX
Account Name *UFCW TRI-STATE - RYAN LABS-SL

◆ Income & Expense Detail - Base Currency

Page 66 of 87

Description Asset ID/Dates	Rate Shares/PAR	Gross Amount	Tax Recoverable	Tax Withheld	Tax Credit	Net Amount	Transaction Type
<i>Income</i>							
Fixed Income							
Commercial Mortgage-Backed							
PVTPL CMO SHOPS AT CRYSTALS TR SER 2016-CSTL CL C 144A VAR 07-05-2036 CUSIP: 82510WAJ9 Ex date: 07 DEC 23 / Pay date: 07 DEC 23	3.8555 40,000.000	124.37	0.00	0.00	0.00	124.37	Received this period
QUEENS CTR MTG TR FLTG RT 3.59001% DUE 01-11-2037 CUSIP: 74824DAL4 Ex date: 13 DEC 23 / Pay date: 13 DEC 23	3.5900 95,000.000	275.04	0.00	0.00	0.00	275.04	Received this period
WELLS FARGO COML 3.401% DUE 03-15-2050 CUSIP: 95000TAC0 Ex date: 15 DEC 23 / Pay date: 15 DEC 23	3.4010 55,000.000	155.88	0.00	0.00	0.00	155.88	Received this period
Total Commercial Mortgage-Backed		1,929.86	0.00	0.00	0.00	1,929.86	Receivable last period
		1,903.60	0.00	0.00	0.00	1,903.60	Receivable this period
		1,993.33	0.00	0.00	0.00	1,993.33	Received this period
		0.00	0.00	0.00	0.00	0.00	Income received from prior
		0.00	0.00	0.00	0.00	0.00	Broker commissions recaptured
		0.00	0.00	0.00	0.00	0.00	Tax recoverable last period
		0.00	0.00	0.00	0.00	0.00	Tax recoverable this period
		0.00	0.00	0.00	0.00	0.00	Tax reclaims received
		0.00	0.00	0.00	0.00	0.00	Income purchased this period
		0.00	0.00	0.00	0.00	0.00	Income sold this period
		0.00	0.00	0.00	0.00	0.00	Tax recoverable received this period
		0.00	0.00	0.00	0.00	0.00	Tax recoverable delivered this period
		0.00	0.00	0.00	0.00	0.00	Accrued income received this period
		0.00	0.00	0.00	0.00	0.00	Accrued income delivered this period
		1,967.07	0.00	0.00	0.00	1,967.07	Earned income
Asset Backed Securities							
United States - USD							
AMERN CR ACCEP RECIEVABLES TR 1.82% 02-14-2028 CUSIP: 02530TAG6 Ex date: 13 NOV 23 / Pay date: 13 NOV 23	1.8200 25,000.000	22.75	0.00	0.00	0.00	22.75	Receivable last period
AMERN CR ACCEP 4.85% DUE 06-13-2028 CUSIP: 02530BAG5 Ex date: 13 NOV 23 / Pay date: 13 NOV 23	4.8500 20,000.000	48.50	0.00	0.00	0.00	48.50	Receivable last period
AMERN CR ACCEP 5.83% DUE 10-13-2028 CUSIP: 02528GAG8 Ex date: 13 NOV 23 / Pay date: 13 NOV 23	5.8300 50,000.000	145.75	0.00	0.00	0.00	145.75	Receivable last period

Portfolio Statement

1 DEC 23 - 31 DEC 23

Account number XXXXXXXXXX
Account Name *UFCW TRI-STATE - RYAN LABS-SL

◆ Income & Expense Detail - Base Currency

Page 67 of 87

Description Asset ID/Dates	Rate Shares/PAR	Gross Amount	Tax Recoverable	Tax Withheld	Tax Credit	Net Amount	Transaction Type
<i>Income</i>							
Fixed Income							
Asset Backed Securities							
DR AUTO 1.39% DUE 03-15-2029 CUSIP: 262104AF9 Ex date: 15 NOV 23 / Pay date: 15 NOV 23	1.3900 10,000.000	6.17	0.00	0.00	0.00	6.17	Receivable last period
DRIVEN BRANDS FDG 3.786% DUE 07-20-2050 CUSIP: 26209XAA9 Ex date: 20 OCT 23 / Pay date: 20 OCT 23	3.7860 77,400.000	333.73	0.00	0.00	0.00	333.73	Receivable last period
EXETER AUTOMOBILE RECBLES TR 2015-3 SR 22-2A CL D 4.56% 07-17-2028 CUSIP: 30166QAF6 Ex date: 15 NOV 23 / Pay date: 15 NOV 23	4.5600 40,000.000	81.06	0.00	0.00	0.00	81.06	Receivable last period
EXETER AUTOMOBILE 5.98% DUE 12-15-2028 CUSIP: 30166BAF9 Ex date: 15 NOV 23 / Pay date: 15 NOV 23	5.9800 15,000.000	39.86	0.00	0.00	0.00	39.86	Receivable last period
GLS AUTO RECEIVABLES ISSUER TR AUTO RECEIVABLES BKD NT CL 6.15% 04-17-2028 CUSIP: 36265NAE3 Ex date: 15 NOV 23 / Pay date: 15 NOV 23	6.1500 20,000.000	54.66	0.00	0.00	0.00	54.66	Receivable last period
GLS AUTO 1.68% DUE 01-15-2027 CUSIP: 36261AAG0 Ex date: 15 NOV 23 / Pay date: 15 NOV 23	1.6800 25,000.000	18.66	0.00	0.00	0.00	18.66	Receivable last period
HERTZ VEH FING III LLC 2021-1 RENT CAR AST BKD NT 2.05% 12-26-2025 CUSIP: 42806MAC3 Ex date: 25 NOV 23 / Pay date: 25 NOV 23	2.0500 50,000.000	17.08	0.00	0.00	0.00	17.08	Receivable last period
PVTPL AMERICAN CR ACCEP RECEIVABLES TR SER 20-1 CL E 3.32% DUE 03-13-2026 BEO CUSIP: 02529VAJ8	3.3200 25,000.000	41.50	0.00	0.00	0.00	41.50	Receivable last period
PVTPL CF HIPPOLYTA ISSUER LLC SER 2020-1CL B1 2.28% 07-15-2060 CUSIP: 12530MAC9 Ex date: 15 NOV 23 / Pay date: 15 NOV 23	2.2800 71,956.160	72.91	0.00	0.00	0.00	72.91	Receivable last period
PVTPL CF HIPPOLYTA ISSUER LLC SER 21-1A CL A1 1.53% DUE 03-15-2061 CUSIP: 12530MAE5 Ex date: 15 NOV 23 / Pay date: 15 NOV 23	1.5300 23,561.190	16.02	0.00	0.00	0.00	16.02	Receivable last period
WESTLAKE 2.12% DUE 01-15-2027 CUSIP: 96043JAL9 Ex date: 15 NOV 23 / Pay date: 15 NOV 23	2.1200 50,000.000	47.11	0.00	0.00	0.00	47.11	Receivable last period

Portfolio Statement

1 DEC 23 - 31 DEC 23

Account number XXXXXXXXXX
Account Name *UFCW TRI-STATE - RYAN LABS-SL

◆ Income & Expense Detail - Base Currency

Page 68 of 87

Description Asset ID/Dates	Rate Shares/PAR	Gross Amount	Tax Recoverable	Tax Withheld	Tax Credit	Net Amount	Transaction Type
<i>Income</i>							
Fixed Income							
Asset Backed Securities							
AMERN CR ACCEP RECIEVABLES TR 1.82% 02-14-2028 CUSIP: 02530TAG6 Ex date: 13 JAN 24 / Pay date: 13 JAN 24	1.8200 25,000.000	22.75	0.00	0.00	0.00	22.75	Receivable this period
AMERN CR ACCEP 4.85% DUE 06-13-2028 CUSIP: 02530BAG5 Ex date: 13 JAN 24 / Pay date: 13 JAN 24	4.8500 20,000.000	48.50	0.00	0.00	0.00	48.50	Receivable this period
AMERN CR ACCEP 5.83% DUE 10-13-2028 CUSIP: 02528GAG8 Ex date: 13 JAN 24 / Pay date: 13 JAN 24	5.8300 50,000.000	145.75	0.00	0.00	0.00	145.75	Receivable this period
DR AUTO 1.39% DUE 03-15-2029 CUSIP: 262104AF9 Ex date: 15 JAN 24 / Pay date: 15 JAN 24	1.3900 10,000.000	6.17	0.00	0.00	0.00	6.17	Receivable this period
DRIVEN BRANDS FDG 3.786% DUE 07-20-2050 CUSIP: 26209XAA9 Ex date: 20 JAN 24 / Pay date: 20 JAN 24	3.7860 77,400.000	577.93	0.00	0.00	0.00	577.93	Receivable this period
EXETER AUTOMOBILE RECBLES TR 2015-3 SR 22-2A CL D 4.56% 07-17-2028 CUSIP: 30166QAF6 Ex date: 15 JAN 24 / Pay date: 15 JAN 24	4.5600 40,000.000	81.06	0.00	0.00	0.00	81.06	Receivable this period
EXETER AUTOMOBILE 5.98% DUE 12-15-2028 CUSIP: 30166BAF9 Ex date: 15 JAN 24 / Pay date: 15 JAN 24	5.9800 15,000.000	39.86	0.00	0.00	0.00	39.86	Receivable this period
GLS AUTO RECEIVABLES ISSUER TR AUTO RECEIVABLES BKD NT CL 6.15% 04-17-2028 CUSIP: 36265NAE3 Ex date: 15 JAN 24 / Pay date: 15 JAN 24	6.1500 20,000.000	54.66	0.00	0.00	0.00	54.66	Receivable this period
GLS AUTO 1.68% DUE 01-15-2027 CUSIP: 36261AAG0 Ex date: 15 JAN 24 / Pay date: 15 JAN 24	1.6800 25,000.000	18.66	0.00	0.00	0.00	18.66	Receivable this period
HERTZ VEH FING III LLC 2021-1 RENT CAR AST BKD NT 2.05% 12-26-2025 CUSIP: 42806MAC3	2.0500 50,000.000	17.08	0.00	0.00	0.00	17.08	Receivable this period
PVTPL AMERICAN CR ACCEP RECEIVABLES TR SER 20-1 CL E 3.32% DUE 03-13-2026 BEO CUSIP: 02529VAJ8	3.3200 25,000.000	41.50	0.00	0.00	0.00	41.50	Receivable this period

Portfolio Statement

1 DEC 23 - 31 DEC 23

Account number XXXXXXXXXX
Account Name *UFCW TRI-STATE - RYAN LABS-SL

◆ Income & Expense Detail - Base Currency

Page 69 of 87

Description Asset ID/Dates	Rate Shares/PAR	Gross Amount	Tax Recoverable	Tax Withheld	Tax Credit	Net Amount	Transaction Type
<i>Income</i>							
Fixed Income							
Asset Backed Securities							
PVTPL CF HIPPOLYTA ISSUER LLC SER 2020-1CL B1 2.28% 07-15-2060 CUSIP: 12530MAC9 Ex date: 15 JAN 24 / Pay date: 15 JAN 24	2.2800 71,956.160	72.91	0.00	0.00	0.00	72.91	Receivable this period
PVTPL CF HIPPOLYTA ISSUER LLC SER 21-1A CL A1 1.53% DUE 03-15-2061 CUSIP: 12530MAE5 Ex date: 15 JAN 24 / Pay date: 15 JAN 24	1.5300 23,561.190	16.02	0.00	0.00	0.00	16.02	Receivable this period
WESTLAKE 2.12% DUE 01-15-2027 CUSIP: 96043JAL9 Ex date: 15 JAN 24 / Pay date: 15 JAN 24	2.1200 50,000.000	47.11	0.00	0.00	0.00	47.11	Receivable this period
AMERN CR ACCEP RECIEVABLES TR 1.82% 02-14-2028 CUSIP: 02530TAG6 Ex date: 13 DEC 23 / Pay date: 13 DEC 23	1.8200 25,000.000	37.92	0.00	0.00	0.00	37.92	Received this period
AMERN CR ACCEP 4.85% DUE 06-13-2028 CUSIP: 02530BAG5 Ex date: 13 DEC 23 / Pay date: 13 DEC 23	4.8500 20,000.000	80.83	0.00	0.00	0.00	80.83	Received this period
AMERN CR ACCEP 5.83% DUE 10-13-2028 CUSIP: 02528GAG8 Ex date: 13 DEC 23 / Pay date: 13 DEC 23	5.8300 50,000.000	242.92	0.00	0.00	0.00	242.92	Received this period
DR AUTO 1.39% DUE 03-15-2029 CUSIP: 262104AF9 Ex date: 15 DEC 23 / Pay date: 15 DEC 23	1.3900 10,000.000	11.58	0.00	0.00	0.00	11.58	Received this period
EXETER AUTOMOBILE RECBLES TR 2015-3 SR 22-2A CL D 4.56% 07-17-2028 CUSIP: 30166QAF6 Ex date: 15 DEC 23 / Pay date: 15 DEC 23	4.5600 40,000.000	152.00	0.00	0.00	0.00	152.00	Received this period
EXETER AUTOMOBILE 5.98% DUE 12-15-2028 CUSIP: 30166BAF9 Ex date: 15 DEC 23 / Pay date: 15 DEC 23	5.9800 15,000.000	74.75	0.00	0.00	0.00	74.75	Received this period
GLS AUTO RECEIVABLES ISSUER TR AUTO RECEIVABLES BKD NT CL 6.15% 04-17-2028 CUSIP: 36265NAE3 Ex date: 15 DEC 23 / Pay date: 15 DEC 23	6.1500 0.000	102.50	0.00	0.00	0.00	102.50	Received this period
GLS AUTO 1.68% DUE 01-15-2027 CUSIP: 36261AAG0 Ex date: 15 DEC 23 / Pay date: 15 DEC 23	1.6800 25,000.000	35.00	0.00	0.00	0.00	35.00	Received this period

Portfolio Statement

1 DEC 23 - 31 DEC 23

Account number XXXXXXXXXX
Account Name *UFCW TRI-STATE - RYAN LABS-SL

◆ Income & Expense Detail - Base Currency

Page 70 of 87

Description Asset ID/Dates	Rate Shares/PAR	Gross Amount	Tax Recoverable	Tax Withheld	Tax Credit	Net Amount	Transaction Type
<i>Income</i>							
Fixed Income							
Asset Backed Securities							
HERTZ VEH FING III LLC 2021-1 RENT CAR AST BKD NT 2.05% 12-26-2025 CUSIP: 42806MAC3 Ex date: 26 DEC 23 / Pay date: 26 DEC 23	2.0500 50,000.000	85.42	0.00	0.00	0.00	85.42	Received this period
PVTPL AMERICAN CR ACCEP RECEIVABLES TR SER 20-1 CL E 3.32% DUE 03-13-2026 BEO CUSIP: 02529VAJ8 Ex date: 13 DEC 23 / Pay date: 13 DEC 23	3.3200 25,000.000	69.17	0.00	0.00	0.00	69.17	Received this period
PVTPL CF HIPPOLYTA ISSUER LLC SER 2020-1CL B1 2.28% 07-15-2060 CUSIP: 12530MAC9 Ex date: 15 DEC 23 / Pay date: 15 DEC 23	2.2800 0.000	136.72	0.00	0.00	0.00	136.72	Received this period
PVTPL CF HIPPOLYTA ISSUER LLC SER 21-1A CL A1 1.53% DUE 03-15-2061 CUSIP: 12530MAE5 Ex date: 15 DEC 23 / Pay date: 15 DEC 23	1.5300 0.000	30.04	0.00	0.00	0.00	30.04	Received this period
WESTLAKE 2.12% DUE 01-15-2027 CUSIP: 96043JAL9 Ex date: 15 DEC 23 / Pay date: 15 DEC 23	2.1200 50,000.000	88.33	0.00	0.00	0.00	88.33	Received this period
Total Asset Backed Securities		945.76	0.00	0.00	0.00	945.76	Receivable last period
		1,189.96	0.00	0.00	0.00	1,189.96	Receivable this period
		1,147.18	0.00	0.00	0.00	1,147.18	Received this period
		0.00	0.00	0.00	0.00	0.00	Income received from prior
		0.00	0.00	0.00	0.00	0.00	Broker commissions recaptured
		0.00	0.00	0.00	0.00	0.00	Tax recoverable last period
		0.00	0.00	0.00	0.00	0.00	Tax recoverable this period
		0.00	0.00	0.00	0.00	0.00	Tax reclaims received
		0.00	0.00	0.00	0.00	0.00	Income purchased this period
		0.00	0.00	0.00	0.00	0.00	Income sold this period
		0.00	0.00	0.00	0.00	0.00	Tax recoverable received this period
		0.00	0.00	0.00	0.00	0.00	Tax recoverable delivered this period
		0.00	0.00	0.00	0.00	0.00	Accrued income received this period
		0.00	0.00	0.00	0.00	0.00	Accrued income delivered this period
		1,391.38	0.00	0.00	0.00	1,391.38	Earned income
Non-Government Backed C.M.O.s							
United States - USD							
PVTPL CMO FINANCE AMER STRUCTURED SECS RMF TR SER CL A2 144A 2.0% 04-25-2051 CUSIP: 31739MAB0	2.0000 44,751.050	14.91	0.00	0.00	0.00	14.91	Receivable last period

Portfolio Statement

1 DEC 23 - 31 DEC 23

Account number XXXXXXXXXX
Account Name *UFCW TRI-STATE - RYAN LABS-SL

◆ Income & Expense Detail - Base Currency

Page 71 of 87

Description Asset ID/Dates	Rate Shares/PAR	Gross Amount	Tax Recoverable	Tax Withheld	Tax Credit	Net Amount	Transaction Type
<i>Income</i>							
Fixed Income							
Non-Government Backed C.M.O.s							
PVTPL CMO FINANCE AMER STRUCTURED SECS RMF TR SER CL A2 144A 2.0% 04-25-2051 CUSIP: 31739MAB0	2.0000 44,601.370	14.86	0.00	0.00	0.00	14.86	Receivable this period
Total Non-Government Backed C.M.O.s		14.91	0.00	0.00	0.00	14.91	Receivable last period
		14.86	0.00	0.00	0.00	14.86	Receivable this period
		0.00	0.00	0.00	0.00	0.00	Received this period
		0.00	0.00	0.00	0.00	0.00	Income received from prior
		0.00	0.00	0.00	0.00	0.00	Broker commissions recaptured
		0.00	0.00	0.00	0.00	0.00	Tax recoverable last period
		0.00	0.00	0.00	0.00	0.00	Tax recoverable this period
		0.00	0.00	0.00	0.00	0.00	Tax reclaims received
		0.00	0.00	0.00	0.00	0.00	Income purchased this period
		0.00	0.00	0.00	0.00	0.00	Income sold this period
		0.00	0.00	0.00	0.00	0.00	Tax recoverable received this period
		0.00	0.00	0.00	0.00	0.00	Tax recoverable delivered this period
		0.00	0.00	0.00	0.00	0.00	Accrued income received this period
		0.00	0.00	0.00	0.00	0.00	Accrued income delivered this period
		-0.05	0.00	0.00	0.00	- 0.05	Earned income
Total Fixed Income		38,333.37	0.00	0.00	0.00	38,333.37	Receivable last period
		49,104.12	0.00	0.00	0.00	49,104.12	Receivable this period
		7,090.70	0.00	0.00	0.00	7,090.70	Received this period
		0.00	0.00	0.00	0.00	0.00	Income received from prior
		0.00	0.00	0.00	0.00	0.00	Broker commissions recaptured
		0.00	0.00	0.00	0.00	0.00	Tax recoverable last period
		0.00	0.00	0.00	0.00	0.00	Tax recoverable this period
		0.00	0.00	0.00	0.00	0.00	Tax reclaims received
		-1,860.93	0.00	0.00	0.00	- 1,860.93	Income purchased this period
		1,807.02	0.00	0.00	0.00	1,807.02	Income sold this period
		0.00	0.00	0.00	0.00	0.00	Tax recoverable received this period
		0.00	0.00	0.00	0.00	0.00	Tax recoverable delivered this period
		0.00	0.00	0.00	0.00	0.00	Accrued income received this period
		0.00	0.00	0.00	0.00	0.00	Accrued income delivered this period
		17,807.54	0.00	0.00	0.00	17,807.54	Earned income

Portfolio Statement

1 DEC 23 - 31 DEC 23

Account Name *UFCW TRI-STATE - RYAN LABS-SL Account number [REDACTED]

◆ Income & Expense Detail - Base Currency

Page 72 of 87

Description Asset ID/Dates	Rate Shares/PAR	Gross Amount	Tax Recoverable	Tax Withheld	Tax Credit	Net Amount	Transaction Type
<i>Income</i>							
Cash and Cash Equivalents							
Funds - Short Term Investment							
United States - USD							
NT COLLECTIVE SHORT TERM INVT FD	5.6596 0.000	69.54	0.00	0.00	0.00	69.54	Receivable last period
CUSIP: 66586U452							
NT COLLECTIVE SHORT TERM INVT FD	5.6496 0.000	130.41	0.00	0.00	0.00	130.41	Receivable this period
CUSIP: 66586U452							
NT COLLECTIVE SHORT TERM INVT FD	.0000 0.000	71.41	0.00	0.00	0.00	71.41	Received this period
CUSIP: 66586U452 Ex date: 30 NOV 23 / Pay date: 05 DEC 23							
Total Funds - Short Term Investment		69.54 130.41 71.41 0.00 0.00 0.00 0.00 0.00 0.00 0.00 0.00 0.00 0.00 0.00 0.00 0.00 0.00 132.28	0.00 0.00 0.00 0.00 0.00 0.00 0.00 0.00 0.00 0.00 0.00 0.00 0.00 0.00 0.00 0.00 0.00 0.00	0.00 0.00 0.00 0.00 0.00 0.00 0.00 0.00 0.00 0.00 0.00 0.00 0.00 0.00 0.00 0.00 0.00 0.00	0.00 0.00 0.00 0.00 0.00 0.00 0.00 0.00 0.00 0.00 0.00 0.00 0.00 0.00 0.00 0.00 0.00 0.00	69.54 130.41 71.41 0.00 0.00 0.00 0.00 0.00 0.00 0.00 0.00 0.00 0.00 0.00 0.00 0.00 0.00 0.00 132.28	Receivable last period Receivable this period Received this period Income received from prior Broker commissions recaptured Tax recoverable last period Tax recoverable this period Tax reclaims received Income purchased this period Income sold this period Tax recoverable received this period Tax recoverable delivered this period Accrued income received this period Accrued income delivered this period Earned income
Total Cash and Cash Equivalents		69.54 130.41 71.41 0.00 0.00 0.00 0.00 0.00 0.00 0.00 0.00 0.00 0.00 0.00 0.00 0.00 0.00 0.00	0.00 0.00 0.00 0.00 0.00 0.00 0.00 0.00 0.00 0.00 0.00 0.00 0.00 0.00 0.00 0.00 0.00 0.00	0.00 0.00 0.00 0.00 0.00 0.00 0.00 0.00 0.00 0.00 0.00 0.00 0.00 0.00 0.00 0.00 0.00 0.00	0.00 0.00 0.00 0.00 0.00 0.00 0.00 0.00 0.00 0.00 0.00 0.00 0.00 0.00 0.00 0.00 0.00 0.00	69.54 130.41 71.41 0.00 0.00 0.00 0.00 0.00 0.00 0.00 0.00 0.00 0.00 0.00 0.00 0.00 0.00 0.00	Receivable last period Receivable this period Received this period Income received from prior Broker commissions recaptured Tax recoverable last period Tax recoverable this period Tax reclaims received Income purchased this period Income sold this period

Portfolio Statement

1 DEC 23 - 31 DEC 23

Account number XXXXXXXXXX
Account Name *UFCW TRI-STATE - RYAN LABS-SL

◆ Income & Expense Detail - Base Currency

Page 73 of 87

Description Asset ID/Dates	Rate Shares/PAR	Gross Amount	Tax Recoverable	Tax Withheld	Tax Credit	Net Amount	Transaction Type
<i>Income</i>							
Cash and Cash Equivalents							
Funds - Short Term Investment							
		0.00	0.00	0.00	0.00	0.00	Tax recoverable received this period
		0.00	0.00	0.00	0.00	0.00	Tax recoverable delivered this period
		0.00	0.00	0.00	0.00	0.00	Accrued income received this period
		0.00	0.00	0.00	0.00	0.00	Accrued income delivered this period
		132.28	0.00	0.00	0.00	132.28	Earned income
<i>Income</i>							
Securities Lending							
United States - USD							
SECURITIES LENDING INCOME FROM GLOBAL FIXED INCOME CUSIP: 999938350 Ex date: 15 DEC 23 / Pay date: 15 DEC 23	.0000 0.000	49.65	0.00	0.00	0.00	49.65	Received this period
SECURITIES LENDING INCOME FROM LENDING US GOVERNMENT SECURITIES CUSIP: 999938335 Ex date: 15 DEC 23 / Pay date: 15 DEC 23	.0000 0.000	431.79	0.00	0.00	0.00	431.79	Received this period
Total							
		0.00	0.00	0.00	0.00	0.00	Receivable last period
		0.00	0.00	0.00	0.00	0.00	Receivable this period
		481.44	0.00	0.00	0.00	481.44	Received this period
		0.00	0.00	0.00	0.00	0.00	Income received from prior
		0.00	0.00	0.00	0.00	0.00	Broker commissions recaptured
		0.00	0.00	0.00	0.00	0.00	Tax recoverable last period
		0.00	0.00	0.00	0.00	0.00	Tax recoverable this period
		0.00	0.00	0.00	0.00	0.00	Tax reclaims received
		0.00	0.00	0.00	0.00	0.00	Income purchased this period
		0.00	0.00	0.00	0.00	0.00	Income sold this period
		0.00	0.00	0.00	0.00	0.00	Tax recoverable received this period
		0.00	0.00	0.00	0.00	0.00	Tax recoverable delivered this period
		0.00	0.00	0.00	0.00	0.00	Accrued income received this period
		0.00	0.00	0.00	0.00	0.00	Accrued income delivered this period
		481.44	0.00	0.00	0.00	481.44	Earned income

Portfolio Statement

1 DEC 23 - 31 DEC 23

Account number XXXXXXXXXX
Account Name *UFCW TRI-STATE - RYAN LABS-SL

◆ Income & Expense Detail - Base Currency

Page 74 of 87

Description Asset ID/Dates	Rate Shares/PAR	Gross Amount	Tax Recoverable	Tax Withheld	Tax Credit	Net Amount	Transaction Type
<i>Income</i>							
Securities Lending							
<hr/>							
Total Securities Lending		0.00	0.00	0.00	0.00	0.00	Receivable last period
		0.00	0.00	0.00	0.00	0.00	Receivable this period
		481.44	0.00	0.00	0.00	481.44	Received this period
		0.00	0.00	0.00	0.00	0.00	Income received from prior
		0.00	0.00	0.00	0.00	0.00	Broker commissions recaptured
		0.00	0.00	0.00	0.00	0.00	Tax recoverable last period
		0.00	0.00	0.00	0.00	0.00	Tax recoverable this period
		0.00	0.00	0.00	0.00	0.00	Tax reclaims received
		0.00	0.00	0.00	0.00	0.00	Income purchased this period
		0.00	0.00	0.00	0.00	0.00	Income sold this period
		0.00	0.00	0.00	0.00	0.00	Tax recoverable received this period
		0.00	0.00	0.00	0.00	0.00	Tax recoverable delivered this period
		0.00	0.00	0.00	0.00	0.00	Accrued income received this period
		0.00	0.00	0.00	0.00	0.00	Accrued income delivered this period
		481.44	0.00	0.00	0.00	481.44	Earned income
<hr/>							
Total Income		38,402.91	0.00	0.00	0.00	38,402.91	Receivable last period
		49,234.53	0.00	0.00	0.00	49,234.53	Receivable this period
		7,643.55	0.00	0.00	0.00	7,643.55	Received this period
		0.00	0.00	0.00	0.00	0.00	Income received from prior
		0.00	0.00	0.00	0.00	0.00	Broker commissions recaptured
		0.00	0.00	0.00	0.00	0.00	Tax recoverable last period
		0.00	0.00	0.00	0.00	0.00	Tax recoverable this period
		0.00	0.00	0.00	0.00	0.00	Tax reclaims received
		-1,860.93	0.00	0.00	0.00	- 1,860.93	Income purchased this period
		1,807.02	0.00	0.00	0.00	1,807.02	Income sold this period
		0.00	0.00	0.00	0.00	0.00	Tax recoverable received this period
		0.00	0.00	0.00	0.00	0.00	Tax recoverable delivered this period
		0.00	0.00	0.00	0.00	0.00	Accrued income received this period
		0.00	0.00	0.00	0.00	0.00	Accrued income delivered this period
		18,421.26	0.00	0.00	0.00	18,421.26	Earned income

Portfolio Statement

1 DEC 23 - 31 DEC 23

Account number XXXXXXXXXX
Account Name *UFCW TRI-STATE - RYAN LABS-SL

◆ Income & Expense Detail - Base Currency

Page 75 of 87

Description Asset ID/Dates	Rate Shares/PAR	Gross Amount	Tax Recoverable	Tax Withheld	Tax Credit	Net Amount	Transaction Type
<i>Expense</i>							
Cash and Cash Equivalents							
Funds - Short Term Investment							
United States - USD							
NORTHERN TRUST SWEEP FEE	5.6545 0.000	-1.87	0.00	0.00	0.00	- 1.87	Paid this period
CUSIP: 66586U452 Value date: 05 DEC 23 / Entry date: 05 DEC 23							
Total Funds - Short Term Investment		0.00	0.00	0.00	0.00	0.00	Payable last period
		0.00	0.00	0.00	0.00	0.00	Payable this period
		-1.87	0.00	0.00	0.00	- 1.87	Paid this period
		0.00	0.00	0.00	0.00	0.00	Income received from prior
		0.00	0.00	0.00	0.00	0.00	Broker commissions recaptured
		0.00	0.00	0.00	0.00	0.00	Tax recoverable last period
		0.00	0.00	0.00	0.00	0.00	Tax recoverable this period
		0.00	0.00	0.00	0.00	0.00	Tax reclaims received
		0.00	0.00	0.00	0.00	0.00	Liability expense paid
		0.00	0.00	0.00	0.00	0.00	Liability expense received
		0.00	0.00	0.00	0.00	0.00	Tax recoverable received this period
		0.00	0.00	0.00	0.00	0.00	Tax recoverable delivered this period
		0.00	0.00	0.00	0.00	0.00	Accrued expense received this period
		0.00	0.00	0.00	0.00	0.00	Accrued expense delivered this period
		-1.87	0.00	0.00	0.00	- 1.87	Expenses recognized
Total Cash and Cash Equivalents		0.00	0.00	0.00	0.00	0.00	Payable last period
		0.00	0.00	0.00	0.00	0.00	Payable this period
		-1.87	0.00	0.00	0.00	- 1.87	Paid this period
		0.00	0.00	0.00	0.00	0.00	Income received from prior
		0.00	0.00	0.00	0.00	0.00	Broker commissions recaptured
		0.00	0.00	0.00	0.00	0.00	Tax recoverable last period
		0.00	0.00	0.00	0.00	0.00	Tax recoverable this period
		0.00	0.00	0.00	0.00	0.00	Tax reclaims received
		0.00	0.00	0.00	0.00	0.00	Liability expense paid
		0.00	0.00	0.00	0.00	0.00	Liability expense received
		0.00	0.00	0.00	0.00	0.00	Tax recoverable received this period
		0.00	0.00	0.00	0.00	0.00	Tax recoverable delivered this period
		0.00	0.00	0.00	0.00	0.00	Accrued expense received this period
		0.00	0.00	0.00	0.00	0.00	Accrued expense delivered this period
		-1.87	0.00	0.00	0.00	- 1.87	Expenses recognized

Portfolio Statement

1 DEC 23 - 31 DEC 23

Account number XXXXXXXXXX
Account Name *UFCW TRI-STATE - RYAN LABS-SL

◆ Income & Expense Detail - Base Currency

Page 76 of 87

Description Asset ID/Dates	Rate Shares/PAR	Gross Amount	Tax Recoverable	Tax Withheld	Tax Credit	Net Amount	Transaction Type
<i>Expense</i>							
Expenses							
Securities Lending Fees							
United States - USD							
6031006 - GOVERNMENT FEE FOR SECURITIES LENDING FOR THE MONTH OF NOVEMBER 2023 CUSIP: 999938376 Value date: 15 DEC 23 / Entry date: 15 DEC 23	.0000 0.000	-172.38	0.00	0.00	0.00	- 172.38	Paid this period
6031008 - GLOBAL FIXED INCOME FEE FOR SECURITIES FOR THE MONTH OF NOVEMBER 2023 CUSIP: 999938392 Value date: 15 DEC 23 / Entry date: 15 DEC 23	.0000 0.000	-19.81	0.00	0.00	0.00	- 19.81	Paid this period
Total Securities Lending Fees		0.00 0.00 -192.19 0.00 0.00 0.00 0.00 0.00 0.00 0.00 0.00 0.00 0.00 0.00 0.00 0.00 -192.19	0.00 0.00 0.00 0.00 0.00 0.00 0.00 0.00 0.00 0.00 0.00 0.00 0.00 0.00 0.00 0.00 0.00	0.00 0.00 0.00 0.00 0.00 0.00 0.00 0.00 0.00 0.00 0.00 0.00 0.00 0.00 0.00 0.00 0.00	0.00 0.00 0.00 0.00 0.00 0.00 0.00 0.00 0.00 0.00 0.00 0.00 0.00 0.00 0.00 0.00 0.00	0.00 0.00 - 192.19 0.00 0.00 0.00 0.00 0.00 0.00 0.00 0.00 0.00 0.00 0.00 0.00 0.00 0.00 0.00 - 192.19	Payable last period Payable this period Paid this period Income received from prior Broker commissions recaptured Tax recoverable last period Tax recoverable this period Tax reclaims received Liability expense paid Liability expense received Tax recoverable received this period Tax recoverable delivered this period Accrued expense received this period Accrued expense delivered this period Expenses recognized
Total Expenses		0.00 0.00 -192.19 0.00 0.00 0.00 0.00 0.00 0.00 0.00 0.00 0.00 0.00 0.00 0.00 0.00 0.00 -192.19	0.00 0.00 0.00 0.00 0.00 0.00 0.00 0.00 0.00 0.00 0.00 0.00 0.00 0.00 0.00 0.00 0.00 0.00	0.00 0.00 0.00 0.00 0.00 0.00 0.00 0.00 0.00 0.00 0.00 0.00 0.00 0.00 0.00 0.00 0.00 0.00	0.00 0.00 0.00 0.00 0.00 0.00 0.00 0.00 0.00 0.00 0.00 0.00 0.00 0.00 0.00 0.00 0.00 0.00	0.00 0.00 - 192.19 0.00 0.00 0.00 0.00 0.00 0.00 0.00 0.00 0.00 0.00 0.00 0.00 0.00 0.00 0.00 - 192.19	Payable last period Payable this period Paid this period Income received from prior Broker commissions recaptured Tax recoverable last period Tax recoverable this period Tax reclaims received Liability expense paid Liability expense received Tax recoverable received this period Tax recoverable delivered this period Accrued expense received this period Accrued expense delivered this period Expenses recognized

Portfolio Statement

1 DEC 23 - 31 DEC 23

Account Name *UFCW TRI-STATE - RYAN LABS-SL Account number [REDACTED]

◆ Income & Expense Detail - Base Currency

Page 77 of 87

Description Asset ID/Dates	Rate Shares/PAR	Gross Amount	Tax Recoverable	Tax Withheld	Tax Credit	Net Amount	Transaction Type
<i>Expense</i>							
Expenses							
Securities Lending Fees							
<hr/>							
Total Expense		0.00	0.00	0.00	0.00	0.00	Payable last period
		0.00	0.00	0.00	0.00	0.00	Payable this period
		-194.06	0.00	0.00	0.00	- 194.06	Paid this period
		0.00	0.00	0.00	0.00	0.00	Income received from prior
		0.00	0.00	0.00	0.00	0.00	Broker commissions recaptured
		0.00	0.00	0.00	0.00	0.00	Tax recoverable last period
		0.00	0.00	0.00	0.00	0.00	Tax recoverable this period
		0.00	0.00	0.00	0.00	0.00	Tax reclaims received
		0.00	0.00	0.00	0.00	0.00	Liability expense paid
		0.00	0.00	0.00	0.00	0.00	Liability expense received
		0.00	0.00	0.00	0.00	0.00	Tax recoverable received this period
		0.00	0.00	0.00	0.00	0.00	Tax recoverable delivered this period
		0.00	0.00	0.00	0.00	0.00	Accrued expense received this period
		0.00	0.00	0.00	0.00	0.00	Accrued expense delivered this period
		-194.06	0.00	0.00	0.00	-194.06	Expenses recognized

Please note that the Tax Withheld column may contain amounts related to FATCA withholdings

Portfolio Statement

1 DEC 23 - 31 DEC 23

Account Name *UFCW TRI-STATE - RYAN LABS-SL
Account number [REDACTED]

◆ Funding & Disbursement Summary

Page 78 of 87

Transaction type	Receipts	Disbursements	Accruals	Market value	Cost	Transaction amount		Realized gain/loss		Total
						Cost	Cost on gain/loss	Market Translation		

NO DATA TO REPORT

Portfolio Statement

1 DEC 23 - 31 DEC 23

Account Name *UFCW TRI-STATE - RYAN LABS-SL
Account number [REDACTED]

◆ Funding & Disbursement Detail

Page 79 of 87

<u>Trade date</u>	<u>Settle date</u>	<u>Security description</u>	<u>Accrued</u>					<u>Realized gain/loss</u>	
<u>Asset ID</u>		<u>Transaction description</u>	<u>Income</u>	<u>Market value</u>	<u>Cost</u>	<u>Transaction amount</u>		<u>Market</u>	<u>Total</u>
								<u>Translation</u>	

NO DATA TO REPORT

Portfolio Statement

1 DEC 23 - 31 DEC 23

Account Name *UFCW TRI-STATE - RYAN LABS-SL
Account number [REDACTED]

◆ Capital Change Detail

Page 80 of 87

Ex date	<u>Original security description/Asset ID</u> Shares	Original cost	Change description	Payment Amount	<u>Resulting security description/Asset ID</u> Shares	Resulting cost	Realized gain/loss Market Translation
---------	---	------------------	--------------------	-------------------	--	-------------------	---

NO DATA TO REPORT

Portfolio Statement

1 DEC 23 - 31 DEC 23

Account number XXXXXXXXXX
Account Name *UFCW TRI-STATE - RYAN LABS-SL

◆ Cash Activity Detail

Page 81 of 87

Income cash - USD

Value Date Entry Date	Transaction Narrative/ Security Description	Local Receipt/ Disbursement	USD Balance	Base Receipt/ Disbursement	Balance
	Beginning cash balance		11,989,590.86		11,989,590.86
1 Dec 23 1 Dec 23	Interest Received on 45,000.00 Par Substitute Income-Security on Loan ENERGY TRANSFER L P 6.1% 12-01-2028	366.00	11,989,956.86	366.00	11,989,956.86
1 Dec 23 1 Dec 23	SOLD 65,000.00 PAR 11-29-23 AT A PRICE OF \$91.453125 PLUS ACCRUED INTEREST RECEIVED UNITED STS TREAS NTS .875% 06-30-2026	238.01	11,990,194.87	238.01	11,990,194.87
4 Dec 23 4 Dec 23	PURCHASED 520,000.00 PAR 11-30-23 AT A PRICE OF \$101.296875 PLUS ACCRUED INTEREST PAID UNITED STATES OF AMER TREAS NOTES 4.625%09-30-2028	- 4,271.17	11,985,923.70	- 4,271.17	11,985,923.70
4 Dec 23 4 Dec 23	SOLD 35,000.00 PAR 11-30-23 AT A PRICE OF \$98.499000 PLUS ACCRUED INTEREST RECEIVED JPMORGAN CHASE & CO 3.875 09-10-2024	316.46	11,986,240.16	316.46	11,986,240.16
4 Dec 23 4 Dec 23	SOLD 360,000.00 PAR 11-30-23 AT A PRICE OF \$98.175781 PLUS ACCRUED INTEREST RECEIVED UNITED STATES TREAS NTS DTD 11/30/2022 3.875% 11-30-2027	152.46	11,986,392.62	152.46	11,986,392.62
4 Dec 23 4 Dec 23	SOLD 55,000.00 PAR 11-30-23 AT A PRICE OF \$97.672000 PLUS ACCRUED INTEREST RECEIVED B A T CAP CORP 2.789% DUE 09-06-2024	374.97	11,986,767.59	374.97	11,986,767.59
4 Dec 23 4 Dec 23	SOLD 70,000.00 PAR 11-30-23 AT A PRICE OF \$96.657000 PLUS ACCRUED INTEREST RECEIVED VMWARE INC FIXED 1% DUE 08-15-2024	211.94	11,986,979.53	211.94	11,986,979.53
5 Dec 23 5 Dec 23	INCOME RECEIVED NT COLLECTIVE SHORT TERM INVT FD	71.41	11,987,050.94	71.41	11,987,050.94
5 Dec 23 5 Dec 23	NORTHERN TRUST SWEEP FEE NT COLLECTIVE SHORT TERM INVT FD	- 1.87	11,987,049.07	- 1.87	11,987,049.07
5 Dec 23 5 Dec 23	PURCHASED 15,000.00 PAR 12-01-23 AT A PRICE OF \$102.959000 PLUS ACCRUED INTEREST PAID ENERGY TRANSFER L P 6.1% 12-01-2028	- 10.17	11,987,038.90	- 10.17	11,987,038.90
5 Dec 23 5 Dec 23	SOLD 10,000.00 PAR 12-01-23 AT A PRICE OF \$100.800781 PLUS ACCRUED INTEREST RECEIVED UNITED STATES OF AMER TREAS NOTES 4.375%08-31-2028	115.38	11,987,154.28	115.38	11,987,154.28
6 Dec 23 6 Dec 23	Interest Received on 30,000.00 Par Substitute Income-Security on Loan BANK OF AMERICA CORPORATION MTN 1.53% DUE 12-06-2025/06-06-2022 REG	229.50	11,987,383.78	229.50	11,987,383.78
7 Dec 23 7 Dec 23	Interest Received on 40,000.00 Par Payment Due 12/07/23 PVTPL CMO SHOPS AT CRYSTALS TR SER 2016-CSTL CL C 144A VAR 07-05-2036	124.37	11,987,508.15	124.37	11,987,508.15

Portfolio Statement

1 DEC 23 - 31 DEC 23

Account number XXXXXXXXXX
Account Name *UFCW TRI-STATE - RYAN LABS-SL

◆ Cash Activity Detail

Page 82 of 87

Income cash - USD

Value Date Entry Date	Transaction Narrative/ Security Description	Local Receipt/ Disbursement	USD Balance	Base Receipt/ Disbursement	Balance
7 Dec 23	PURCHASED 35,000.00 PAR 12-05-23 AT A PRICE OF \$100.710937 PLUS	- 97.84	11,987,410.31	- 97.84	11,987,410.31
7 Dec 23	ACCRUED INTEREST PAID UNITED STATES TREAS NTS 4.625% 11-15-2026				
7 Dec 23	SOLD 40,000.00 PAR 12-06-23 AT A PRICE OF \$99.015625 PLUS ACCRUED	578.40	11,987,988.71	578.40	11,987,988.71
7 Dec 23	INTEREST RECEIVED UNITED STATES OF AMER TREAS NOTES 4.125%DUE 01-31-2025				
7 Dec 23	SOLD 45,000.00 PAR 12-05-23 AT A PRICE OF \$97.044000 PLUS ACCRUED	68.75	11,988,057.46	68.75	11,988,057.46
7 Dec 23	INTEREST RECEIVED DOMINION ENERGY GAS HLDGS LLC FORMERLY 2.5% DUE 11-15-2024				
8 Dec 23	PURCHASED 35,000.00 PAR 12-06-23 AT A PRICE OF \$90.930000 PLUS ACCRUED	- 113.17	11,987,944.29	- 113.17	11,987,944.29
8 Dec 23	INTEREST PAID GLOBAL PMTS INC 1.2% DUE 03-01-2026				
12 Dec 23	Interest Received on 65,000.00 Par Payment Due 12/12/23	253.78	11,988,198.07	253.78	11,988,198.07
12 Dec 23	CMO GS MTG SECS TR 2014-GC22 MTG PASS THRU CTF CL C VAR RT 06-12-2047				
13 Dec 23	Interest Received on 20,000.00 Par Payment Due 12/13/23	80.83	11,988,278.90	80.83	11,988,278.90
13 Dec 23	AMERN CR ACCEP 4.85% DUE 06-13-2028				
13 Dec 23	Interest Received on 25,000.00 Par Payment Due 12/13/23	37.92	11,988,385.99	37.92	11,988,385.99
13 Dec 23	AMERN CR ACCEP RECIEVABLES TR 1.82% 02-14-2028				
13 Dec 23	Interest Received on 25,000.00 Par Payment Due 12/13/23	69.17	11,988,348.07	69.17	11,988,348.07
13 Dec 23	PVTPL AMERICAN CR ACCEP RECEIVABLES TR SER 20-1 CL E 3.32% DUE 03-13-2026 BEO				
13 Dec 23	Interest Received on 30,000.00 Par Substitute Income-Security on Loan	731.25	11,989,117.24	731.25	11,989,117.24
13 Dec 23	SYNCHRONY FINL 4.875% 06-13-2025				
13 Dec 23	Interest Received on 50,000.00 Par Payment Due 12/13/23	242.92	11,989,360.16	242.92	11,989,360.16
13 Dec 23	AMERN CR ACCEP 5.83% DUE 10-13-2028				
13 Dec 23	Interest Received on 95,000.00 Par Payment Due 12/13/23	275.04	11,989,635.20	275.04	11,989,635.20
13 Dec 23	QUEENS CTR MTG TR FLTG RT 3.59001% DUE 01-11-2037				
13 Dec 23	PURCHASED 65,000.00 PAR 12-11-23 AT A PRICE OF \$88.540000 PLUS ACCRUED	- 843.65	11,988,791.55	- 843.65	11,988,791.55
13 Dec 23	INTEREST PAID BLACKSTONE PVT CR 2.625% DUE 12-15-2026				
13 Dec 23	SOLD 15,000.00 PAR 12-13-23 AT A PRICE OF \$97.035156 PLUS ACCRUED	63.47	11,988,855.02	63.47	11,988,855.02
13 Dec 23	INTEREST RECEIVED UNITED STATES TREAS NTS 2.625% 04-15-2025				
13 Dec 23	SOLD 30,000.00 PAR 12-11-23 AT A PRICE OF \$96.459000 PLUS ACCRUED	128.33	11,988,983.35	128.33	11,988,983.35
13 Dec 23	INTEREST RECEIVED BLACKSTONE PVT CR FIXED 1.75% DUE 09-15-2024				

Portfolio Statement

1 DEC 23 - 31 DEC 23

Account number XXXXXXXXXX
Account Name *UFCW TRI-STATE - RYAN LABS-SL

◆ Cash Activity Detail

Page 83 of 87

Income cash - USD

Value Date Entry Date	Transaction Narrative/ Security Description	Local Receipt/ Disbursement	USD Balance	Base Receipt/ Disbursement	Balance
14 Dec 23	Interest Received on 15,000.00 Par Payment Due 12/14/23	21.53	11,989,004.88	21.53	11,989,004.88
14 Dec 23	PALISADES CTR TR 2.71298% DUE 04-13-2033				
15 Dec 23	FOR THE MONTH OF NOVEMBER 2023	49.65	11,989,054.53	49.65	11,989,054.53
15 Dec 23	SECURITIES LENDING INCOME FROM GLOBAL FIXED INCOME				
15 Dec 23	FOR THE MONTH OF NOVEMBER 2023	431.79	11,989,486.32	431.79	11,989,486.32
15 Dec 23	SECURITIES LENDING INCOME FROM LENDING US GOVERNMENT SECURITIES				
15 Dec 23	Interest Received on 0.00 Par Payment Due 12/15/23	102.50	11,989,725.54	102.50	11,989,725.54
15 Dec 23	GLS AUTO RECEIVABLES ISSUER TR AUTO RECEIVABLES BKD NT CL 6.15% 04-17-2028				
15 Dec 23	Interest Received on 0.00 Par Payment Due 12/15/23	136.72	11,989,623.04	136.72	11,989,623.04
15 Dec 23	PVTPL CF HIPPOLYTA ISSUER LLC SER 2020-1CL B1 2.28% 07-15-2060				
15 Dec 23	Interest Received on 0.00 Par Payment Due 12/15/23	30.04	11,989,755.58	30.04	11,989,755.58
15 Dec 23	PVTPL CF HIPPOLYTA ISSUER LLC SER 21-1A CL A1 1.53% DUE 03-15-2061				
15 Dec 23	Interest Received on 10,000.00 Par Payment Due 12/15/23	11.58	11,989,767.16	11.58	11,989,767.16
15 Dec 23	DR AUTO 1.39% DUE 03-15-2029				
15 Dec 23	Interest Received on 15,000.00 Par Payment Due 12/15/23	48.64	11,989,815.80	48.64	11,989,815.80
15 Dec 23	CMO WFRBS COML MTG TR 2014-C21 3.885 DUE08-15-2047 REG				
15 Dec 23	Interest Received on 15,000.00 Par Payment Due 12/15/23	74.75	11,989,890.55	74.75	11,989,890.55
15 Dec 23	EXETER AUTOMOBILE 5.98% DUE 12-15-2028				
15 Dec 23	Interest Received on 20,000.00 Par Payment Due 12/15/23	66.43	11,989,956.98	66.43	11,989,956.98
15 Dec 23	JPMBB COML MTG SECS TR 2015-C28 CL B FLTG RT DUE 10-15-2048 REG				
15 Dec 23	Interest Received on 25,000.00 Par Payment Due 12/15/23	35.00	11,990,065.46	35.00	11,990,065.46
15 Dec 23	GLS AUTO 1.68% DUE 01-15-2027				
15 Dec 23	Interest Received on 25,000.00 Par Payment Due 12/15/23	73.48	11,990,030.46	73.48	11,990,030.46
15 Dec 23	MORGAN STANLEY BK AMER MERRILL COML MTG PASSTHRU CTF CL 3.527% 11-15-2049				
15 Dec 23	Interest Received on 30,000.00 Par Payment Due 12/15/23	225.45	11,990,402.58	225.45	11,990,402.58
15 Dec 23	BPR TR 2022-OANA FLTG RT 9.05681% DUE 04-15-2037				
15 Dec 23	Interest Received on 30,000.00 Par Payment Due 12/15/23	111.67	11,990,177.13	111.67	11,990,177.13
15 Dec 23	CMO WELLS FARGO COML MTG TR 2016-C37 COML MTG CTF CL C VAR RT 12-15-2049				
15 Dec 23	Interest Received on 40,000.00 Par Payment Due 12/15/23	152.00	11,990,554.58	152.00	11,990,554.58
15 Dec 23	EXETER AUTOMOBILE RECBLER TR 2015-3 SR 22-2A CL D 4.56% 07-17-2028				
15 Dec 23	Interest Received on 48,000.00 Par Payment Due 12/15/23	165.34	11,990,719.92	165.34	11,990,719.92
15 Dec 23	JPMBB COML MTG SECS COML MTG TR 2015-C28 CL C VAR RT DUE 10-15-2048 REG				

Portfolio Statement

1 DEC 23 - 31 DEC 23

Account number XXXXXXXXXX
Account Name *UFCW TRI-STATE - RYAN LABS-SL

◆ Cash Activity Detail

Page 84 of 87

Income cash - USD

Value Date Entry Date	Transaction Narrative/ Security Description	Local Receipt/ Disbursement	USD Balance	Base Receipt/ Disbursement	Balance
15 Dec 23	Interest Received on 50,000.00 Par Payment Due 12/15/23	117.25	11,991,070.65	117.25	11,991,070.65
15 Dec 23	CMO WELLS FARGO COMM MTG TST SER 2016-BNK1 CL AS 2.814% 08-15-2049				
15 Dec 23	Interest Received on 50,000.00 Par Payment Due 12/15/23	145.15	11,990,953.40	145.15	11,990,953.40
15 Dec 23	JPMD B COML MTG 3.4836% DUE 06-15-2049				
15 Dec 23	Interest Received on 50,000.00 Par Payment Due 12/15/23	88.33	11,990,808.25	88.33	11,990,808.25
15 Dec 23	WESTLAKE 2.12% DUE 01-15-2027				
15 Dec 23	Interest Received on 55,000.00 Par Payment Due 12/15/23	155.88	11,991,226.53	155.88	11,991,226.53
15 Dec 23	WELLS FARGO COML 3.401% DUE 03-15-2050				
15 Dec 23	Interest Received on 60,000.00 Par Payment Due 12/15/23	209.32	11,991,435.85	209.32	11,991,435.85
15 Dec 23	JPMB B COML MTG FLTG RT 4.18637% DUE 05-15-2048				
15 Dec 23	Interest Received on 65,000.00 Par Payment Due 12/15/23	853.13	11,992,288.98	853.13	11,992,288.98
15 Dec 23	BLACKSTONE PVT CR 2.625% DUE 12-15-2026				
15 Dec 23	6031006 - GOVERNMENT FEE FOR SECURITIES LENDING FOR THE MONTH OF	- 172.38	11,992,116.60	- 172.38	11,992,116.60
15 Dec 23	NOVEMBER 2023				
	SECURITIES LENDING FEES FROM GOVERNMENT SECURITIES				
15 Dec 23	6031008 - GLOBAL FIXED INCOME FEE FOR SECURITIES FOR THE MONTH OF	- 19.81	11,992,096.79	- 19.81	11,992,096.79
15 Dec 23	NOVEMBER 2023				
	SECURITIES LENDING FEES FROM GLOBAL FIXED INCOME SECURITIES\				
20 Dec 23	Interest Received on 41,250.00 Par Payment Due 12/20/23	670.31	11,992,767.10	670.31	11,992,767.10
20 Dec 23	PVTPL MILEAGE PLUS HLDGS LLC/MILEAGE PLUS IN 6.5% DUE 06-20-2027				
21 Dec 23	PURCHASED 10,000.00 PAR 12-19-23 AT A PRICE OF \$102.268000 PLUS	- 36.60	11,992,730.50	- 36.60	11,992,730.50
21 Dec 23	ACCRUED INTEREST PAID				
	BLUE OWL CR INCOME CORP 7.75% 01-15-2029				
21 Dec 23	SOLD 25,000.00 PAR 12-19-23 AT A PRICE OF \$103.592000 PLUS ACCRUED	144.44	11,992,874.94	144.44	11,992,874.94
21 Dec 23	INTEREST RECEIVED				
	BGC GROUP INC 8.0% 05-25-2028				
22 Dec 23	PURCHASED 15,000.00 PAR 12-20-23 AT A PRICE OF \$102.531000 PLUS	- 58.13	11,992,816.81	- 58.13	11,992,816.81
22 Dec 23	ACCRUED INTEREST PAID				
	BLUE OWL CR INCOME CORP 7.75% 01-15-2029				
26 Dec 23	Interest Received on 50,000.00 Par Payment Due 12/25/23	85.42	11,992,902.23	85.42	11,992,902.23
26 Dec 23	HERTZ VEH FING III LLC 2021-1 RENT CAR AST BKD NT 2.05% 12-26-2025				
28 Dec 23	Interest Received on 40,000.00 Par First Payment	1,100.00	11,994,002.23	1,100.00	11,994,002.23
28 Dec 23	PRINCIPAL LIFE GLOBAL FUNDING II TRANCHE# TR 117 06/28/2023 5.5% 06-28-2028				
	Ending cash balance		11,994,002.23		11,994,002.23

Portfolio Statement

1 DEC 23 - 31 DEC 23

Account number XXXXXXXXXX
Account Name *UFCW TRI-STATE - RYAN LABS-SL

◆ Cash Activity Detail

Page 85 of 87

Principal cash - USD

Value Date Entry Date	Transaction Narrative/ Security Description	Local Receipt/ Disbursement	USD Balance	Base Receipt/ Disbursement	Balance
	Beginning cash balance		- 11,989,590.86		- 11,989,590.86
1 Dec 23 1 Dec 23	Purchased 60,048.540 Units 01-Dec-2023 at a price of 1.00 Net NT COLLECTIVE SHORT TERM INVT FD	- 60,048.54	- 12,049,639.40	- 60,048.54	- 12,049,639.40
1 Dec 23 1 Dec 23	SOLD 65,000.00 PAR 11-29-23 AT A PRICE OF \$91.453125 PLUS ACCRUED INTEREST RECEIVED UNITED STS TREAS NTS .875% 06-30-2026	59,444.53	- 11,990,194.87	59,444.53	- 11,990,194.87
4 Dec 23 4 Dec 23	PURCHASED 520,000.00 PAR 11-30-23 AT A PRICE OF \$101.296875 PLUS ACCRUED INTEREST PAID UNITED STATES OF AMER TREAS NOTES 4.625%09-30-2028	- 526,743.75	- 12,516,938.62	- 526,743.75	- 12,516,938.62
4 Dec 23 4 Dec 23	Sold 20,672.130 Units 04-Dec-2023 at a price of 1.00 Net NT COLLECTIVE SHORT TERM INVT FD	20,672.13	- 12,496,266.49	20,672.13	- 12,496,266.49
4 Dec 23 4 Dec 23	SOLD 35,000.00 PAR 11-30-23 AT A PRICE OF \$98.499000 PLUS ACCRUED INTEREST RECEIVED JPMORGAN CHASE & CO 3.875 09-10-2024	34,474.65	- 12,461,791.84	34,474.65	- 12,461,791.84
4 Dec 23 4 Dec 23	SOLD 360,000.00 PAR 11-30-23 AT A PRICE OF \$98.175781 PLUS ACCRUED INTEREST RECEIVED UNITED STATES TREAS NTS DTD 11/30/2022 3.875% 11-30-2027	353,432.81	- 12,108,359.03	353,432.81	- 12,108,359.03
4 Dec 23 4 Dec 23	SOLD 55,000.00 PAR 11-30-23 AT A PRICE OF \$97.672000 PLUS ACCRUED INTEREST RECEIVED B A T CAP CORP 2.789% DUE 09-06-2024	53,719.60	- 12,054,639.43	53,719.60	- 12,054,639.43
4 Dec 23 4 Dec 23	SOLD 70,000.00 PAR 11-30-23 AT A PRICE OF \$96.657000 PLUS ACCRUED INTEREST RECEIVED VMWARE INC FIXED 1% DUE 08-15-2024	67,659.90	- 11,986,979.53	67,659.90	- 11,986,979.53
5 Dec 23 5 Dec 23	PURCHASED 15,000.00 PAR 12-01-23 AT A PRICE OF \$102.959000 PLUS ACCRUED INTEREST PAID ENERGY TRANSFER L P 6.1% 12-01-2028	- 15,443.85	- 12,002,423.38	- 15,443.85	- 12,002,423.38
5 Dec 23 5 Dec 23	Sold 5,189.020 Units 05-Dec-2023 at a price of 1.00 Net NT COLLECTIVE SHORT TERM INVT FD	5,189.02	- 11,997,234.36	5,189.02	- 11,997,234.36
5 Dec 23 5 Dec 23	SOLD 10,000.00 PAR 12-01-23 AT A PRICE OF \$100.800781 PLUS ACCRUED INTEREST RECEIVED UNITED STATES OF AMER TREAS NOTES 4.375%08-31-2028	10,080.08	- 11,987,154.28	10,080.08	- 11,987,154.28
6 Dec 23 6 Dec 23	Purchased 229.500 Units 06-Dec-2023 at a price of 1.00 Net NT COLLECTIVE SHORT TERM INVT FD	- 229.50	- 11,987,383.78	- 229.50	- 11,987,383.78
7 Dec 23 7 Dec 23	PURCHASED 35,000.00 PAR 12-05-23 AT A PRICE OF \$100.710937 PLUS ACCRUED INTEREST PAID UNITED STATES TREAS NTS 4.625% 11-15-2026	- 35,248.83	- 12,022,632.61	- 35,248.83	- 12,022,632.61

Portfolio Statement

1 DEC 23 - 31 DEC 23

Account number XXXXXXXXXX
Account Name *UFCW TRI-STATE - RYAN LABS-SL

Page 86 of 87

◆ Cash Activity Detail

Principal cash - USD

Value Date Entry Date	Transaction Narrative/ Security Description	Local Receipt/ Disbursement	USD Balance	Base Receipt/ Disbursement	Balance
7 Dec 23	PURCHASED 60,000.00 PAR 11-29-23 AT A PRICE OF \$99.962000 PLUS ACCRUED	- 59,977.20	- 12,082,609.81	- 59,977.20	- 12,082,609.81
7 Dec 23	INTEREST PAID BANK NOVA SCOTIA B C 5.35% 12-07-2026				
7 Dec 23	Sold 11,276.300 Units 07-Dec-2023 at a price of 1.00 Net	11,276.30	- 12,071,333.51	11,276.30	- 12,071,333.51
7 Dec 23	NT COLLECTIVE SHORT TERM INVT FD				
7 Dec 23	SOLD 40,000.00 PAR 12-06-23 AT A PRICE OF \$99.015625 PLUS ACCRUED	39,606.25	- 12,031,727.26	39,606.25	- 12,031,727.26
7 Dec 23	INTEREST RECEIVED UNITED STATES OF AMER TREAS NOTES 4.125%DUE 01-31-2025				
7 Dec 23	SOLD 45,000.00 PAR 12-05-23 AT A PRICE OF \$97.044000 PLUS ACCRUED	43,669.80	- 11,988,057.46	43,669.80	- 11,988,057.46
7 Dec 23	INTEREST RECEIVED DOMINION ENERGY GAS HLDGS LLC FORMERLY 2.5% DUE 11-15-2024				
8 Dec 23	PURCHASED 35,000.00 PAR 12-06-23 AT A PRICE OF \$90.930000 PLUS ACCRUED	- 31,825.50	- 12,019,882.96	- 31,825.50	- 12,019,882.96
8 Dec 23	INTEREST PAID GLOBAL PMTS INC 1.2% DUE 03-01-2026				
8 Dec 23	Sold 31,938.670 Units 08-Dec-2023 at a price of 1.00 Net	31,938.67	- 11,987,944.29	31,938.67	- 11,987,944.29
8 Dec 23	NT COLLECTIVE SHORT TERM INVT FD				
12 Dec 23	Purchased 253.780 Units 12-Dec-2023 at a price of 1.00 Net	- 253.78	- 11,988,198.07	- 253.78	- 11,988,198.07
12 Dec 23	NT COLLECTIVE SHORT TERM INVT FD				
13 Dec 23	PURCHASED 65,000.00 PAR 12-11-23 AT A PRICE OF \$88.540000 PLUS ACCRUED	- 57,551.00	- 12,045,749.07	- 57,551.00	- 12,045,749.07
13 Dec 23	INTEREST PAID BLACKSTONE PVT CR 2.625% DUE 12-15-2026				
13 Dec 23	Sold 13,272.750 Units 13-Dec-2023 at a price of 1.00 Net	13,272.75	- 12,032,476.32	13,272.75	- 12,032,476.32
13 Dec 23	NT COLLECTIVE SHORT TERM INVT FD				
13 Dec 23	SOLD 15,000.00 PAR 12-13-23 AT A PRICE OF \$97.035156 PLUS ACCRUED	14,555.27	- 12,017,921.05	14,555.27	- 12,017,921.05
13 Dec 23	INTEREST RECEIVED UNITED STATES TREAS NTS 2.625% 04-15-2025				
13 Dec 23	SOLD 30,000.00 PAR 12-11-23 AT A PRICE OF \$96.459000 PLUS ACCRUED	28,937.70	- 11,988,983.35	28,937.70	- 11,988,983.35
13 Dec 23	INTEREST RECEIVED BLACKSTONE PVT CR FIXED 1.75% DUE 09-15-2024				
14 Dec 23	Purchased 21.530 Units 14-Dec-2023 at a price of 1.00 Net	- 21.53	- 11,989,004.88	- 21.53	- 11,989,004.88
14 Dec 23	NT COLLECTIVE SHORT TERM INVT FD				
15 Dec 23	Purchased 2,802.660 Units 15-Dec-2023 at a price of 1.00 Net	- 2,802.66	- 11,991,807.54	- 2,802.66	- 11,991,807.54
15 Dec 23	NT COLLECTIVE SHORT TERM INVT FD				
18 Dec 23	Purchased 289.250 Units 18-Dec-2023 at a price of 1.00 Net	- 289.25	- 11,992,096.79	- 289.25	- 11,992,096.79
18 Dec 23	NT COLLECTIVE SHORT TERM INVT FD				
20 Dec 23	Principal Payment Received on 41,250.00 PAR Pay date 12/20/23	2,750.00	- 11,989,346.79	2,750.00	- 11,989,346.79
20 Dec 23	PVTPL MILEAGE PLUS HLDGS LLC/MILEAGE PLUS IN 6.5% DUE 06-20-2027				

Portfolio Statement

1 DEC 23 - 31 DEC 23

Account number XXXXXXXXXX
Account Name *UFCW TRI-STATE - RYAN LABS-SL

◆ Cash Activity Detail

Page 87 of 87

Principal cash - USD

Value Date Entry Date	Transaction Narrative/ Security Description	Local Receipt/ Disbursement	USD Balance	Base Receipt/ Disbursement	Balance
20 Dec 23 20 Dec 23	Purchased 3,420.310 Units 20-Dec-2023 at a price of 1.00 Net NT COLLECTIVE SHORT TERM INVT FD	- 3,420.31	- 11,992,767.10	- 3,420.31	- 11,992,767.10
21 Dec 23 21 Dec 23	Purchased 15,779.040 Units 21-Dec-2023 at a price of 1.00 Net NT COLLECTIVE SHORT TERM INVT FD	- 15,779.04	- 12,008,546.14	- 15,779.04	- 12,008,546.14
21 Dec 23 21 Dec 23	PURCHASED 10,000.00 PAR 12-19-23 AT A PRICE OF \$102.268000 PLUS ACCRUED INTEREST PAID BLUE OWL CR INCOME CORP 7.75% 01-15-2029	- 10,226.80	- 12,018,772.94	- 10,226.80	- 12,018,772.94
21 Dec 23 21 Dec 23	SOLD 25,000.00 PAR 12-19-23 AT A PRICE OF \$103.592000 PLUS ACCRUED INTEREST RECEIVED BGC GROUP INC 8.0% 05-25-2028	25,898.00	- 11,992,874.94	25,898.00	- 11,992,874.94
22 Dec 23 22 Dec 23	PURCHASED 15,000.00 PAR 12-20-23 AT A PRICE OF \$102.531000 PLUS ACCRUED INTEREST PAID BLUE OWL CR INCOME CORP 7.75% 01-15-2029	- 15,379.65	- 12,008,254.59	- 15,379.65	- 12,008,254.59
22 Dec 23 22 Dec 23	Sold 15,437.780 Units 22-Dec-2023 at a price of 1.00 Net NT COLLECTIVE SHORT TERM INVT FD	15,437.78	- 11,992,816.81	15,437.78	- 11,992,816.81
26 Dec 23 26 Dec 23	Principal Payment Received on 44,826.05 PAR Pay date 12/25/23 PVTPL CMO FINANCE AMER STRUCTURED SECS RMF TR SER CL A2 144A 2.0% 04-25-2051	224.68	- 11,992,592.13	224.68	- 11,992,592.13
26 Dec 23 26 Dec 23	Purchased 384.560 Units 26-Dec-2023 at a price of 1.00 Net NT COLLECTIVE SHORT TERM INVT FD	- 384.56	- 11,992,976.69	- 384.56	- 11,992,976.69
27 Dec 23 27 Dec 23	Sold 74.460 Units 27-Dec-2023 at a price of 1.00 Net NT COLLECTIVE SHORT TERM INVT FD	74.46	- 11,992,902.23	74.46	- 11,992,902.23
28 Dec 23 28 Dec 23	Purchased 1,100.000 Units 28-Dec-2023 at a price of 1.00 Net NT COLLECTIVE SHORT TERM INVT FD	- 1,100.00	- 11,994,002.23	- 1,100.00	- 11,994,002.23
	Ending cash balance		- 11,994,002.23		- 11,994,002.23

Portfolio Statements

1 DEC 23 - 31 DEC 23

◆ Contents

	Page
Change in Book and Market Value	1
Change in Cash Value	2
Asset Summary	3
Asset Detail - Base Currency	4
Investment Transaction Summary	5
Investment Transaction Detail	6
* Pending Tran Detail w/Accrued Interest	7
Income & Expense Summary	8
Income & Expense Detail - Base Currency	9
* Funding & Disbursement Summary	13
* Funding & Disbursement Detail	14
* Capital Change Detail	15
Cash Activity Detail	16

Account Name

UFCW TRI-SATE PENSION - ISRAEL BOND *

Account Number

██████████

Questions?

If you have any questions about this report, call your Northern Trust account administrator.

You may have the right under applicable federal banking law to receive, at no additional cost, separate notifications of securities transactions effected for your account. If you wish to receive separate notifications, please contact your relationship officer.

*No Data Available

Northern Trust

Generated by Northern Trust from periodic data on 12 Jan 24

Portfolio Statement

1 DEC 23 - 31 DEC 23

Account number [REDACTED]
Account Name *UFCW TRI-STATE - ISRAEL BO-SL

◆ Notifications

Please note that this report has been created using the best available data. This report may also contain information provided by third parties, derived by third parties or derived from third party data and/or data that may have been categorized or otherwise reported based upon client direction - Northern Trust assumes no responsibility for the accuracy, timeliness or completeness of any such information. If you have questions regarding third party data or direction as it relates to this report, please contact your Northern Trust relationship team.

The term "Tax Credit" refers to local market terminology for the taxation associated with an income event. It makes no representation or warranty relating to the ability of the recipient to utilise the value as a "credit", "offset" or other benefit for their own tax purposes. Investors should seek their own tax advice relating to the specific tax considerations of investments in such markets. The Tax Credit is informational only data in the context of this report.

Please note where a client may be eligible to reclaim taxes, these are calculated and accrued for as a tax recoverable on ex date. The net amount may include the accrual of withholding taxes, tax credits or both.

Unitized fund trades may be using a preliminary or last known NAV price. The settlement NAV of the fund may not yet be known to Northern Trust and is subject to change.

Northern Trust records impairment entries pursuant to client direction. Impairment entries recorded to satisfy financial accounting and reporting requirements may not be suitable for tax or for other regulatory reporting purposes. Determining appropriate impairment adjustments is the responsibility of the client.

Although most valuation statements are received periodically from the relevant provider, pricing information may be received by Northern Trust as often as daily. As such, pricing information reported within this template, when scheduled against 'Daily Reporting', may be more current than the valuation statement date information. In these instances, the 'Price Date' field will indicate this with a date more current than the Valuation Statement and Statement Received dates.

Please note that this status summary report has been prepared using best available data, including data provided by the fund company and/or client which may, where indicated, represent preliminary or estimated values. The values contained in the status summary report are not intended to represent or suggest any statement about fair value. This report may also utilize information provided by other third parties, derived by third parties or from third party data and/or data that may have been categorized or otherwise reported based upon client direction - Northern Trust assumes no responsibility for the accuracy, timeliness or completeness of any such information. Northern Trust assumes no responsibility for the consequences of investment decisions made in reliance on information contained in this report. If you have questions regarding third party data or direction as it relates to this report, please contact your Northern Trust relationship team.

Although this report has been prepared using information believed to be reliable, it may contain information provided by third parties or derived from third party information, and/or information that may have been obtained from, categorized or otherwise reported based upon client direction. The Northern Trust Company does not guarantee the accuracy, timeliness or completeness of any such information. The information included in this report is intended to assist clients with their financial reporting needs, but you must consult with your accountants, auditors and/or legal counsel to ensure your accounting and financial reporting complies with applicable laws, regulations and accounting guidance. The Northern Trust Company and its affiliates shall have no responsibility for the consequences of investment decisions made in reliance on information contained in this report.

Portfolio Statement

1 DEC 23 - 31 DEC 23

Account number [REDACTED]
Account Name *UFCW TRI-STATE - ISRAEL BO-SL

◆ Change in Book and Market Value

Page 1 of 17

	Cost	Market value	For more information
Opening balance	461,383.32	461,383.32	
Income received	2,131.82	2,131.82	See income & expense summary, cash activity detail
Expenses paid	- 56.68	- 56.68	See income & expense summary
Accrued income change	75.27	75.27	See income & expense summary
Closing balance	463,533.73	463,533.73	

Portfolio Statement

1 DEC 23 - 31 DEC 23

Account number [REDACTED]
Account Name *UFCW TRI-STATE - ISRAEL BO-SL

◆ Change in Cash Value

Page 2 of 17

	Market value	Cost	For more information
Opening balance	0.00	0.00	
Income received	2,131.82	2,131.82	See income & expense summary, cash activity detail
Expenses paid	- 56.68	- 56.68	See income & expense summary
Securities bought	- 2,075.14	- 2,075.14	See investment transaction summary
Closing balance	0.00	0.00	

Portfolio Statement

31 DEC 2023

Account number XXXXXXXXXX
Account Name *UFCW TRI-STATE - ISRAEL BO-SL

Page 3 of 17

◆ Asset Summary

Asset Summary

Country	Accrued income/expense	Market value	Cost	Market	Unrealized gain/loss	Translation	Total	Market value incl. accruals	%
Cash and Cash Equivalents									
Funds - short term investment									
United States - USD	2,150.41	461,383.32	461,383.32	0.00		0.00	0.00	463,533.73	100.000%
Total funds - short term investment	2,150.41	461,383.32	461,383.32	0.00		0.00	0.00	463,533.73	100.000%
Total cash and cash equivalents	2,150.41	461,383.32	461,383.32	0.00		0.00	0.00	463,533.73	100.000%
Total Unrealized Gains							0.00		
Total Unrealized Losses							0.00		
Total	2,150.41	461,383.32	461,383.32	0.00		0.00	0.00	463,533.73	100.000%

Total Cost incl. Accruals **463,533.73**

Portfolio Statement

31 DEC 2023

Account number XXXXXXXXXX
Account Name *UFCW TRI-STATE - ISRAEL BO-SL

Page 4 of 17

◆ Asset Detail - Base Currency

					Unrealized gain/loss		
Description/Asset ID	Investment Mgr ID	Exchange rate/ Local market price	Accrued income/expense	Market value	Cost	Market	Translation
Shares/PAR value							Total

Cash and Cash Equivalents

Funds - short term investment

United States - USD

NT COLLECTIVE SHORT TERM INVT FD CUSIP: 66586U452
V1034911301

461,383.32	1.0000000	2,150.41	461,383.32	461,383.32	0.00	0.00	0.00
------------	-----------	----------	------------	------------	------	------	------

Total USD		2,150.41	461,383.32	461,383.32	0.00	0.00	0.00
-----------	--	----------	------------	------------	------	------	------

Total United States		2,150.41	461,383.32	461,383.32	0.00	0.00	0.00
---------------------	--	----------	------------	------------	------	------	------

Total Funds - Short Term Investment

461,383.32		2,150.41	461,383.32	461,383.32	0.00	0.00	0.00
------------	--	----------	------------	------------	------	------	------

Total Cash and Cash Equivalents

461,383.32		2,150.41	461,383.32	461,383.32	0.00	0.00	0.00
------------	--	----------	------------	------------	------	------	------

Total	461,383.32	2,150.41	461,383.32	461,383.32	0.00	0.00	0.00
--------------	-------------------	-----------------	-------------------	-------------------	-------------	-------------	-------------

++ Informational Only Asset - an asset that is not held in the account but that is included in Northern Trust's reports at the client's request solely as a matter of convenience to the client. Custodial and other responsibilities for this asset rest solely with the client or another custodian. Northern Trust has no custodial or other responsibilities for this asset, and the asset is not an asset of any Northern Trust account for purposes of the applicable account agreement.

Portfolio Statement

1 DEC 23 - 31 DEC 23

Account number [REDACTED]
Account Name *UFCW TRI-STATE - ISRAEL BO-SL

◆ Investment Transaction Summary

Page 5 of 17

Asset Type	Principal	Transaction Amount Accrued Interest	Adjustment Amt	Cost	Market	Realized Gain/Loss Translation	Total
<i>Purchases</i>							
Cash and Cash Equivalents							
Funds - short term investment	-2,075.14	0.00	0.00	2,075.14	0.00	0.00	0.00
Total cash and cash equivalents	-2,075.14	0.00	0.00	2,075.14	0.00	0.00	0.00
Total purchases	-2,075.14	0.00	0.00	2,075.14	0.00	0.00	0.00
Total	-2,075.14	0.00	0.00	2,075.14	0.00	0.00	0.00

Portfolio Statement

1 DEC 23 - 31 DEC 23

Account number XXXXXXXXXX
Account Name *UFCW TRI-STATE - ISRAEL BO-SL

◆ Investment Transaction Detail

Page 6 of 17

Trade Date	Security Description Asset ID / Ticker	Shares/PAR	Principal	Transaction Amount Accrued Interest	Adjustment Amt	Cost	Realized Gain/Loss		
							Market	Translation	Total
Settle Date	Broker / Commission	Price							
Trade Status	Narrative								

Purchases

Cash and Cash Equivalents

Funds - short term investment

United States - USD

5 Dec 23	NT COLLECTIVE SHORT TERM INVT FD	2,075.140	-2,075.14	0.00	0.00	2,075.14	0.00	0.00	0.00
5 Dec 23	CUSIP: 66586U452 /								
Settled		1.000000							
	Purchased 2,075.140 Units								
	05-Dec-2023 at a price of 1.00								
	Net								
Total United States - USD			-2,075.14	0.00	0.00	2,075.14	0.00	0.00	0.00
Total funds - short term investment			-2,075.14	0.00	0.00	2,075.14	0.00	0.00	0.00
Total cash and cash equivalents			-2,075.14	0.00	0.00	2,075.14	0.00	0.00	0.00
Total purchases			2,075.14	-2,075.14	0.00	0.00	2,075.14	0.00	0.00
Total transactions			-2,075.14	0.00	0.00	2,075.14	0.00	0.00	0.00

Portfolio Statement

31 DEC 23

Account Name *UFCW TRI-STATE - ISRAEL BO-SL
Account number [REDACTED]

◆ Pending Tran Detail w/Accrued Interest

Page 7 of 17

			<u>Security description</u>		<u>Cost/Market</u>	<u>Accrued Interest</u>	<u>Total</u>
<u>Trade date/</u>			<u>Asset Id</u>		<u>Local Proceeds</u>	<u>Local</u>	<u>Local Proceeds</u>
<u>Settle date</u>	<u>Country</u>	<u>Trade Status</u>	<u>Trade Expenses</u>		<u>Base Proceeds</u>	<u>Base</u>	<u>Base Proceeds</u>
				<u>Shares/PAR</u>	<u>Base Market</u>	<u>Market</u>	<u>Base Market</u>

NO DATA TO REPORT

Portfolio Statement

1 DEC 23 - 31 DEC 23

Account number [REDACTED]
Account Name *UFCW TRI-STATE - ISRAEL BO-SL

◆ Income & Expense Summary

Page 8 of 17

Type	Receivables last period	Receivables this period	Amount received	Tax recoverable last period	Tax recoverable this period	Tax reclaims received	Accrual receipts/ deliveries	Earned income
<i>Income</i>								
Cash and cash equivalents								
Funds - short term investment	2,075.14	2,150.41	2,131.82	0.00	0.00	0.00	0.00	2,207.09
Total cash and cash equivalents	2,075.14	2,150.41	2,131.82	0.00	0.00	0.00	0.00	2,207.09
Total income	2,075.14	2,150.41	2,131.82	0.00	0.00	0.00	0.00	2,207.09

Type	Payables last period	Payables this period	Amount paid	Tax recoverable last period	Tax recoverable this period	Tax reclaims received	Accrual receipts/ deliveries	Expenses recognized
<i>Expense</i>								
Cash and cash equivalents								
Funds - short term investment	0.00	0.00	- 56.68	0.00	0.00	0.00	0.00	- 56.68
Total cash and cash equivalents	0.00	0.00	- 56.68	0.00	0.00	0.00	0.00	- 56.68
Total expense	0.00	0.00	- 56.68	0.00	0.00	0.00	0.00	- 56.68
Net income & expenses	2,075.14	2,150.41	2,075.14	0.00	0.00	0.00	0.00	2,150.41

Portfolio Statement

1 DEC 23 - 31 DEC 23

Account number XXXXXXXXXX
Account Name *UFCW TRI-STATE - ISRAEL BO-SL

◆ Income & Expense Detail - Base Currency

Page 9 of 17

Description Asset ID/Dates	Rate Shares/PAR	Gross Amount	Tax Recoverable	Tax Withheld	Tax Credit	Net Amount	Transaction Type
<i>Income</i>							
Cash and Cash Equivalents							
Funds - Short Term Investment							
United States - USD							
NT COLLECTIVE SHORT TERM INVT FD	5.6596 0.000	2,075.14	0.00	0.00	0.00	2,075.14	Receivable last period
CUSIP: 66586U452							
NT COLLECTIVE SHORT TERM INVT FD	5.6496 0.000	2,150.41	0.00	0.00	0.00	2,150.41	Receivable this period
CUSIP: 66586U452							
NT COLLECTIVE SHORT TERM INVT FD	.0000 0.000	2,131.82	0.00	0.00	0.00	2,131.82	Received this period
CUSIP: 66586U452 Ex date: 30 NOV 23 / Pay date: 05 DEC 23							
Total Funds - Short Term Investment		2,075.14	0.00	0.00	0.00	2,075.14	Receivable last period
		2,150.41	0.00	0.00	0.00	2,150.41	Receivable this period
		2,131.82	0.00	0.00	0.00	2,131.82	Received this period
		0.00	0.00	0.00	0.00	0.00	Income received from prior
		0.00	0.00	0.00	0.00	0.00	Broker commissions recaptured
		0.00	0.00	0.00	0.00	0.00	Tax recoverable last period
		0.00	0.00	0.00	0.00	0.00	Tax recoverable this period
		0.00	0.00	0.00	0.00	0.00	Tax reclaims received
		0.00	0.00	0.00	0.00	0.00	Income purchased this period
		0.00	0.00	0.00	0.00	0.00	Income sold this period
		0.00	0.00	0.00	0.00	0.00	Tax recoverable received this period
		0.00	0.00	0.00	0.00	0.00	Tax recoverable delivered this period
		0.00	0.00	0.00	0.00	0.00	Accrued income received this period
		0.00	0.00	0.00	0.00	0.00	Accrued income delivered this period
		2,207.09	0.00	0.00	0.00	2,207.09	Earned income
Total Cash and Cash Equivalents		2,075.14	0.00	0.00	0.00	2,075.14	Receivable last period
		2,150.41	0.00	0.00	0.00	2,150.41	Receivable this period
		2,131.82	0.00	0.00	0.00	2,131.82	Received this period
		0.00	0.00	0.00	0.00	0.00	Income received from prior
		0.00	0.00	0.00	0.00	0.00	Broker commissions recaptured
		0.00	0.00	0.00	0.00	0.00	Tax recoverable last period
		0.00	0.00	0.00	0.00	0.00	Tax recoverable this period
		0.00	0.00	0.00	0.00	0.00	Tax reclaims received
		0.00	0.00	0.00	0.00	0.00	Income purchased this period
		0.00	0.00	0.00	0.00	0.00	Income sold this period

Portfolio Statement

1 DEC 23 - 31 DEC 23

Account number XXXXXXXXXX
Account Name *UFCW TRI-STATE - ISRAEL BO-SL

◆ Income & Expense Detail - Base Currency

Page 10 of 17

Description Asset ID/Dates	Rate Shares/PAR	Gross Amount	Tax Recoverable	Tax Withheld	Tax Credit	Net Amount	Transaction Type
<i>Income</i>							
Cash and Cash Equivalents							
Funds - Short Term Investment							
		0.00	0.00	0.00	0.00	0.00	Tax recoverable received this period
		0.00	0.00	0.00	0.00	0.00	Tax recoverable delivered this period
		0.00	0.00	0.00	0.00	0.00	Accrued income received this period
		0.00	0.00	0.00	0.00	0.00	Accrued income delivered this period
		2,207.09	0.00	0.00	0.00	2,207.09	Earned income
<hr/>							
Total Income		2,075.14	0.00	0.00	0.00	2,075.14	Receivable last period
		2,150.41	0.00	0.00	0.00	2,150.41	Receivable this period
		2,131.82	0.00	0.00	0.00	2,131.82	Received this period
		0.00	0.00	0.00	0.00	0.00	Income received from prior
		0.00	0.00	0.00	0.00	0.00	Broker commissions recaptured
		0.00	0.00	0.00	0.00	0.00	Tax recoverable last period
		0.00	0.00	0.00	0.00	0.00	Tax recoverable this period
		0.00	0.00	0.00	0.00	0.00	Tax reclaims received
		0.00	0.00	0.00	0.00	0.00	Income purchased this period
		0.00	0.00	0.00	0.00	0.00	Income sold this period
		0.00	0.00	0.00	0.00	0.00	Tax recoverable received this period
		0.00	0.00	0.00	0.00	0.00	Tax recoverable delivered this period
		0.00	0.00	0.00	0.00	0.00	Accrued income received this period
		0.00	0.00	0.00	0.00	0.00	Accrued income delivered this period
		2,207.09	0.00	0.00	0.00	2,207.09	Earned income

Expense

Cash and Cash Equivalents

Funds - Short Term Investment

United States - USD

NORTHERN TRUST SWEEP FEE	5.6545 0.000	-56.68	0.00	0.00	0.00	- 56.68	Paid this period
--------------------------	-----------------	--------	------	------	------	---------	------------------

CUSIP: 66586U452 Value date: 05 DEC 23 / Entry date: 05 DEC 23

Portfolio Statement

1 DEC 23 - 31 DEC 23

Account number XXXXXXXXXX
Account Name *UFCW TRI-STATE - ISRAEL BO-SL

◆ Income & Expense Detail - Base Currency

Page 11 of 17

Description Asset ID/Dates	Rate Shares/PAR	Gross Amount	Tax Recoverable	Tax Withheld	Tax Credit	Net Amount	Transaction Type
<i>Expense</i>							
Cash and Cash Equivalents							
Funds - Short Term Investment							
Total Funds - Short Term Investment		0.00	0.00	0.00	0.00	0.00	Payable last period
		0.00	0.00	0.00	0.00	0.00	Payable this period
		-56.68	0.00	0.00	0.00	- 56.68	Paid this period
		0.00	0.00	0.00	0.00	0.00	Income received from prior
		0.00	0.00	0.00	0.00	0.00	Broker commissions recaptured
		0.00	0.00	0.00	0.00	0.00	Tax recoverable last period
		0.00	0.00	0.00	0.00	0.00	Tax recoverable this period
		0.00	0.00	0.00	0.00	0.00	Tax reclaims received
		0.00	0.00	0.00	0.00	0.00	Liability expense paid
		0.00	0.00	0.00	0.00	0.00	Liability expense received
		0.00	0.00	0.00	0.00	0.00	Tax recoverable received this period
		0.00	0.00	0.00	0.00	0.00	Tax recoverable delivered this period
		0.00	0.00	0.00	0.00	0.00	Accrued expense received this period
		0.00	0.00	0.00	0.00	0.00	Accrued expense delivered this period
		-56.68	0.00	0.00	0.00	- 56.68	Expenses recognized
Total Cash and Cash Equivalents		0.00	0.00	0.00	0.00	0.00	Payable last period
		0.00	0.00	0.00	0.00	0.00	Payable this period
		-56.68	0.00	0.00	0.00	- 56.68	Paid this period
		0.00	0.00	0.00	0.00	0.00	Income received from prior
		0.00	0.00	0.00	0.00	0.00	Broker commissions recaptured
		0.00	0.00	0.00	0.00	0.00	Tax recoverable last period
		0.00	0.00	0.00	0.00	0.00	Tax recoverable this period
		0.00	0.00	0.00	0.00	0.00	Tax reclaims received
		0.00	0.00	0.00	0.00	0.00	Liability expense paid
		0.00	0.00	0.00	0.00	0.00	Liability expense received
		0.00	0.00	0.00	0.00	0.00	Tax recoverable received this period
		0.00	0.00	0.00	0.00	0.00	Tax recoverable delivered this period
		0.00	0.00	0.00	0.00	0.00	Accrued expense received this period
		0.00	0.00	0.00	0.00	0.00	Accrued expense delivered this period
		-56.68	0.00	0.00	0.00	- 56.68	Expenses recognized
Total Expense		0.00	0.00	0.00	0.00	0.00	Payable last period
		0.00	0.00	0.00	0.00	0.00	Payable this period
		-56.68	0.00	0.00	0.00	- 56.68	Paid this period
		0.00	0.00	0.00	0.00	0.00	Income received from prior
		0.00	0.00	0.00	0.00	0.00	Broker commissions recaptured
		0.00	0.00	0.00	0.00	0.00	Tax recoverable last period
		0.00	0.00	0.00	0.00	0.00	Tax recoverable this period
		0.00	0.00	0.00	0.00	0.00	Tax reclaims received
		0.00	0.00	0.00	0.00	0.00	Liability expense paid
		0.00	0.00	0.00	0.00	0.00	Liability expense received

Portfolio Statement

1 DEC 23 - 31 DEC 23

Account number XXXXXXXXXX
Account Name *UFCW TRI-STATE - ISRAEL BO-SL

◆ Income & Expense Detail - Base Currency

Page 12 of 17

Description Asset ID/Dates	Rate Shares/PAR	Gross Amount	Tax Recoverable	Tax Withheld	Tax Credit	Net Amount	Transaction Type
<i>Expense</i>							
Cash and Cash Equivalents							
Funds - Short Term Investment							
		0.00	0.00	0.00	0.00	0.00	Tax recoverable received this period
		0.00	0.00	0.00	0.00	0.00	Tax recoverable delivered this period
		0.00	0.00	0.00	0.00	0.00	Accrued expense received this period
		0.00	0.00	0.00	0.00	0.00	Accrued expense delivered this period
		-56.68	0.00	0.00	0.00	-56.68	Expenses recognized

Please note that the Tax Withheld column may contain amounts related to FATCA withholdings

Portfolio Statement

1 DEC 23 - 31 DEC 23

Account Name *UFCW TRI-STATE - ISRAEL BO-SL
Account number [REDACTED]

◆ Funding & Disbursement Summary

Transaction type	Receipts	Disbursements	Accruals	Market value	Cost	Transaction amount		Realized gain/loss	
						Cost on gain/loss	Market Translation	Total	

NO DATA TO REPORT

Portfolio Statement

1 DEC 23 - 31 DEC 23

Account Name *UFCW TRI-STATE - ISRAEL BO-SL
Account number [REDACTED]

◆ Funding & Disbursement Detail

Page 14 of 17

<u>Trade date</u>	<u>Settle date</u>	<u>Security description</u>	<u>Accrued</u>					<u>Realized gain/loss</u>	
<u>Asset ID</u>		<u>Transaction description</u>	<u>Income</u>	<u>Market value</u>	<u>Cost</u>	<u>Transaction amount</u>		<u>Market</u>	<u>Total</u>
								<u>Translation</u>	

NO DATA TO REPORT

Portfolio Statement

1 DEC 23 - 31 DEC 23

Account Name *UFCW TRI-STATE - ISRAEL BO-SL
Account number [REDACTED]

◆ Capital Change Detail

Page 15 of 17

Ex date	<u>Original security description/Asset ID</u>	Original cost	Change description	Payment Amount	<u>Resulting security description/Asset ID</u>	Resulting cost	<u>Realized gain/loss</u>
	Shares				Shares		Market Translation

NO DATA TO REPORT

Portfolio Statement

1 DEC 23 - 31 DEC 23

Account number [REDACTED]
Account Name *UFCW TRI-STATE - ISRAEL BO-SL

◆ Cash Activity Detail

Page 16 of 17

Income cash - USD

Value Date Entry Date	Transaction Narrative/ Security Description	Local Receipt/ Disbursement	USD Balance	Base Receipt/ Disbursement	Balance
	Beginning cash balance		324,228.47		324,228.47
5 Dec 23	INCOME RECEIVED	2,131.82	326,360.29	2,131.82	326,360.29
5 Dec 23	NT COLLECTIVE SHORT TERM INVT FD				
5 Dec 23	NORTHERN TRUST SWEEP FEE	- 56.68	326,303.61	- 56.68	326,303.61
5 Dec 23	NT COLLECTIVE SHORT TERM INVT FD				
	Ending cash balance		326,303.61		326,303.61

Portfolio Statement

1 DEC 23 - 31 DEC 23

Account number [REDACTED]
Account Name *UFCW TRI-STATE - ISRAEL BO-SL

◆ Cash Activity Detail

Page 17 of 17

Principal cash - USD

Value Date Entry Date	Transaction Narrative/ Security Description	Local Receipt/ Disbursement	USD Balance	Base Receipt/ Disbursement	Balance
	Beginning cash balance		- 324,228.47		- 324,228.47
5 Dec 23	Purchased 2,075.140 Units 05-Dec-2023 at a price of 1.00 Net	- 2,075.14	- 326,303.61	- 2,075.14	- 326,303.61
5 Dec 23	NT COLLECTIVE SHORT TERM INVT FD				
	Ending cash balance		- 326,303.61		- 326,303.61



CHEVY CHASE TRUST
INVESTMENT ADVISORS

7501 Wisconsin Avenue, Suite 1500W
Bethesda, Maryland 20814
Return Service Requested

JEFFREY HERB
MORGAN STANLEY SMITH BARNEY
1350 BROADCASTING ROAD
WYOMISSING PA 19610



CHEVY CHASE TRUST
INVESTMENT ADVISORS

Table of Contents

Chevy Chase Trust Custodian for UFCW & Participating Food Industry Employers Tri-State Pension Fund

Account Number: [REDACTED]

For the Period October 1, 2023 - December 31, 2023

Report Name	Page
Account Overview	1
Account Balance Summary	2
Account Reconciliation	3
Detailed Holdings	5
Transaction Statement	6
Pending Trades	8
Pending Orders	9
Additional Notes	10

Doda Johnson
Senior Trust Officer
Phone: 240-497-5007
Email: DJOHNSON@CHEVYCHASETRUST.COM

ASB REAL ESTATE INVESTMENTS
Investment Manager

Keisha Young
Senior Trust Officer
Phone: 240-497-5045
Email: KYOUNG@CHEVYCHASETRUST.COM

To sign up for eStatements, login to your Chevy Chase Trust Wealth Access Account by visiting www.cct.wealthaccess.com and clicking on the **Go Paperless** button on the right side of your homepage. If you do not have access to Chevy Chase Trust Wealth Access, you can visit www.chevychasetrust.com and click **Register** to sign up or contact your Senior Trust Officer.

Account Overview

For the Period October 1, 2023 - December 31, 2023

UFCW Tri-State Pension Fund

Account Number: [REDACTED]

Account Summary

Principal Assets

Cash and Cash Equivalents
Collective Investment Funds

Total

Market Value
12/31/23


1,670.56

29,391,669.80

29,393,340.36

Asset Allocation

As of December 31, 2023



Cash and Cash Equivalents	0.0%
Collective Investment Funds	100.0%
TOTAL:	100.0%

Changes in Portfolio Value

	Period ended 12/31/23	Year to Date 12/31/23
Beginning Value	32,091,569.42	38,477,252.52
Distributions/Disbursements	(218,306.16)	(956,294.65)
Investment Activity	218,306.16	956,294.65
Change in Market Value	(2,698,229.06)	(9,083,912.16)
Ending Value	29,393,340.36	29,393,340.36

Income Summary (Cash Basis)

	Period ended 12/31/23	Year to Date 12/31/23
Dividends	114.46	196.94
Total Income	114.46	196.94

Net Realized Gain (Loss) Summary

	Period ended 12/31/23	Year to Date 12/31/23
Net Short-Term Gain (Loss)	0.00	0.00
Net Long-Term Gain (Loss)	141,394.24	645,233.55
Total Gain (Loss) *	141,394.24	645,233.55

* (for informational purposes only)

Account Balance Summary
For the Period October 1, 2023 - December 31, 2023**UFCW Tri-State Pension Fund**

Account Number: [REDACTED]

Description	As of 12/31/23	
	Cost	Market Value
Cash and Cash Equivalents		
Cash and Cash Equivalents	1,670.56	1,670.56
Total Cash and Cash Equivalents	1,670.56	1,670.56
Collective Investment Funds		
Collective Investment Funds	11,228,788.99	29,391,669.80
Total Collective Investment Funds	11,228,788.99	29,391,669.80
Total Market Value	11,230,459.55	29,393,340.36
Accrued Income	0.00	7.44
Total Assets	11,230,459.55	29,393,347.80

Account Reconciliation

For the Period October 1, 2023 - December 31, 2023

UFCW Tri-State Pension Fund

Account Number: ██████████

Description	Cash	Cost	Market Value
Beginning Value	0.00	11,307,257.01	32,091,569.42
Contributions/Receipts			
Employer Contributions	0.00	0.00	0.00
Employer Matching	0.00	0.00	0.00
Employee Pre-Tax Contribution	0.00	0.00	0.00
Employee After Tax Contribution	0.00	0.00	0.00
Employee Rollover	0.00	0.00	0.00
Loan Principal Payments	0.00	0.00	0.00
Other Contributions	0.00	0.00	0.00
Other Receipts	0.00	0.00	0.00
Total Contributions/Receipts	0.00	0.00	0.00
Distributions/Disbursements			
Participant Distributions	0.00	0.00	0.00
Excessive Contributions	0.00	0.00	0.00
Loan Distributions	0.00	0.00	0.00
Other Distributions	(218,306.16)	0.00	(218,306.16)
Total Distributions/Disbursements	(218,306.16)	0.00	(218,306.16)
Fees and Expenses			
Administrative Expenses	0.00	0.00	0.00
Legal Fees	0.00	0.00	0.00
Trustee/Custody Fees	0.00	0.00	0.00
Recordkeeping/Actuarial Fees	0.00	0.00	0.00
Investment Management Fees	0.00	0.00	0.00
Other Fees and Expenses	0.00	0.00	0.00
Total Fees and Expenses	0.00	0.00	0.00
Transfers			
Transfers from Another Account	0.00	0.00	0.00
Transfers to Another Account	0.00	0.00	0.00
Total Transfers	0.00	0.00	0.00
Investment Activity			
Income Received	114.46	0.00	114.46
Loan Interest Payments	0.00	0.00	0.00
Security Transactions	218,191.70	(76,797.46)	218,191.70

Account Reconciliation
For the Period October 1, 2023 - December 31, 2023**UFCW Tri-State Pension Fund**

Account Number: [REDACTED]

Description	Cash	Cost	Market Value
Net Change In Unrealized Gain (Loss)	0.00	0.00	(2,698,229.06)
Total Investment Activity	218,306.16	(76,797.46)	(2,479,922.90)
Total Changes This Period	0.00	(76,797.46)	(2,698,229.06)
Ending Value	0.00	11,230,459.55	29,393,340.36

Detailed Holdings

For the Period October 1, 2023 - December 31, 2023

UFCW Tri-State Pension Fund

Account Number: [REDACTED]

Description	Shares/ Par	Current Price	Total Market Value	Total Cost	Unrealized Gain/(Loss)	Accrued Income	Estimated Annual Income
Cash and Cash Equivalents							
BLACKROCK LIQ FDS FEDFUND-IN TICKER: TFDXX, CUSIP: SWTFDXX01	1,670.5600	1.0000	1,670.56	1,670.56	0.00	7.44	87.86
Total Cash and Cash Equivalents			1,670.56	1,670.56	0.00	7.44	87.86
Collective Investment Funds							
ASB ALLEGIANCE REAL ESTATE FUND CHEVY CHASE TRUST COMPANY, TRUSTEE PRICED QUARTERLY AT EOM: MARCH, JUNE, SEPTEMBER, DECEMBER TICKER: EBRE, CUSIP: 999619851	17,770.3895	1,653.9688	29,391,669.80	11,228,788.99	18,162,880.81	0.00	833,806.22
Total Collective Investment Funds			29,391,669.80	11,228,788.99	18,162,880.81	0.00	833,806.22
Total Market Value			29,393,340.36	11,230,459.55	18,162,880.81	7.44	833,894.08

Transaction Statement
 For the Period October 1, 2023 - December 31, 2023

UFCW Tri-State Pension Fund

 Account Number: XXXXXXXXXX

Date	Transaction	Description	Cash	Cost	Market Value	Realized Gain (Loss)
Distributions/Disbursements						
Other Distributions						
10/16/23	FUNDS WIRED	Paid To UFCW Tri-State Pension Fund 3Q2023 Income Distribution	(218,306.16)	0.00	(218,306.16)	0.00
Total Other Distributions			(218,306.16)	0.00	(218,306.16)	0.00
Total Distributions/Disbursements			(218,306.16)	0.00	(218,306.16)	0.00

Investment Activity
Income Received
Dividends

10/02/23	CASH DIVIDEND	BLACKROCK LIQ FDS FEDFUND-IN Rec Dt 10/01/2023 Pay Dt 10/01/2023	6.60	0.00	6.60	0.00
11/01/23	CASH DIVIDEND	BLACKROCK LIQ FDS FEDFUND-IN Rec Dt 11/01/2023 Pay Dt 11/01/2023	100.66	0.00	100.66	0.00
12/01/23	CASH DIVIDEND	BLACKROCK LIQ FDS FEDFUND-IN Rec Dt 12/01/2023 Pay Dt 12/01/2023	7.20	0.00	7.20	0.00
Total Dividends			114.46	0.00	114.46	0.00
Total Income Received			114.46	0.00	114.46	0.00

Security Transaction
Purchases

10/03/23	SWEEP PURCHASE	6.6 shares BLACKROCK LIQ FDS FEDFUND-IN	(6.60)	6.60	(6.60)	0.00
10/13/23	SWEEP PURCHASE	218,306.16 shares BLACKROCK LIQ FDS FEDFUND-IN	(218,306.16)	218,306.16	(218,306.16)	0.00

Transaction Statement
 For the Period October 1, 2023 - December 31, 2023

UFCW Tri-State Pension Fund

 Account Number: XXXXXXXXXX

Date	Transaction	Description	Cash	Cost	Market Value	Realized Gain (Loss)
11/01/23	SWEEP PURCHASE	100.66 shares BLACKROCK LIQ FDS FEDFUND-IN	(100.66)	100.66	(100.66)	0.00
12/01/23	SWEEP PURCHASE	7.2 shares BLACKROCK LIQ FDS FEDFUND-IN	(7.20)	7.20	(7.20)	0.00
Total BLACKROCK LIQ FDS FEDFUND-IN			(218,420.62)	218,420.62	(218,420.62)	0.00
Total Purchases			(218,420.62)	218,420.62	(218,420.62)	0.00
Sales						
10/13/23	SALE SETTLEMENT	121.7188 shares ASB ALLEGIANCE REAL ESTATE FUND Trade 09/29/2023 Settle 09/29/2023 121.7188 Units @ 1793.5289 Fed Long Term Gain: 141,394.24	218,306.16	(76,911.92)	218,306.16	141,394.24
Total ASB ALLEGIANCE REAL ESTATE FUND			218,306.16	(76,911.92)	218,306.16	141,394.24
10/16/23	SWEEP SALE	218,306.16 shares BLACKROCK LIQ FDS FEDFUND-IN	218,306.16	(218,306.16)	218,306.16	0.00
Total BLACKROCK LIQ FDS FEDFUND-IN			218,306.16	(218,306.16)	218,306.16	0.00
Total Sales			436,612.32	(295,218.08)	436,612.32	141,394.24
Total Security Transaction			218,191.70	(76,797.46)	218,191.70	141,394.24

UFCW Tri-State Pension Fund

Account Number: [REDACTED]

No transactions in the reporting period.

Pending Orders

For the Period October 1, 2023 - December 31, 2023

UFCW Tri-State Pension Fund

Account Number: [REDACTED]

Trade Date	Description	Price	Shares/Par	Amount
Sold				
12/29/2023	ASB ALLEGIANCE REAL ESTATE FUND TICKER: EBRE, CUSIP: 999619851	1,653.9694	(126.0302)	208,450.09
Total Sold			(126.0302)	208,450.09
Total Pending Orders			(126.0302)	208,450.09

UFCW Tri-State Pension Fund

Account Number: [REDACTED]

Important Notices

ASB Allegiance Real Estate Fund trades will settle 10 business days after the end of the quarter.

Trade and Settlement Date Schedule for 2024

<u>Trade Date</u>	<u>Theoretical Settlement Date</u>
March 29, 2024	April 15, 2024
June 28, 2024	July 15, 2024
September 30, 2024	October 14, 2024
December 31, 2024	January 15, 2025

To sign up for eStatements, login to your Chevy Chase Trust Wealth Access Account by visiting www.cct.wealthaccess.com and clicking on the **Go Paperless** button on the right side of your homepage. If you do not have access to Chevy Chase Trust Wealth Access, you can visit www.chevychasetrust.com and click **Register** to sign up or contact your Senior Trust Officer.



January 12, 2024

Jeffrey Herb
Morgan Stanley Smith Barney Institutional Consulting - Wyomissing, PA
1350 Broadcasting Road Suite 100
Wyomissing, PA 19610

RE: UFCW Tri-State Pension Fund
Investment in the Sentinel Real Estate Fund, LP

Dear Jeffrey Herb:

We are providing herein the Quarterly Investor Statement for the above referenced investment for the quarter ending December 31, 2023:

**INVESTMENT POSITION AND RETURN
FOR PERIOD OCTOBER 1, 2023 – DECEMBER 31, 2023**

Ending Unit Value:	\$	110,739.151
Ending Number of Units:		195.915836
Ending Market Value:	\$	<u>21,695,553</u>
Ending Amount Invested:	\$	13,549,009

QUARTERLY RETURN ON INVESTMENT

			<u>Percent</u>
Gross Income	\$	240,974.35	1.04%
LESS: Fund Level Asset Management Fee	29,431.00		
Investor Level Asset Management Fee	24,808.00		
Total Management Fee		<u>54,239.00</u>	<u>0.23%</u>
Net Income Return		186,735.35	0.81%
Unrealized Appreciation		<u>-1,387,904.43</u>	<u>-6.01%</u>
Total Net Return	\$	<u>-1,201,169.08</u>	<u>-5.20%</u>
Tax Withholding (if applicable)*	\$	0.00	
Cash Distribution	\$	<u>186,735.35</u>	
Units Reinvested (if applicable)		0.00	

*This amount represents estimated Federal taxes withheld on income distributions and submitted to the Internal Revenue Service by the Partnership on your behalf.

Boyd Watterson GSA Fund, LP

UFCW Tri-State Pension Plan

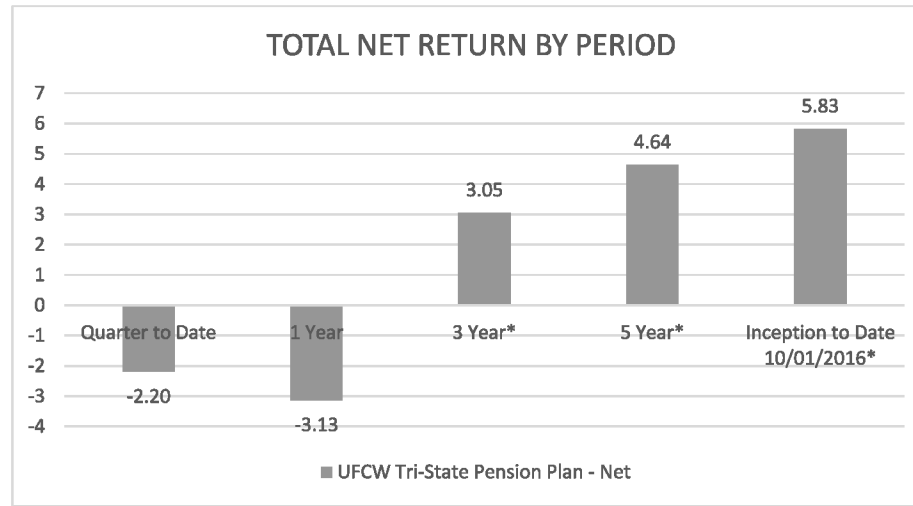
For the period ended December 31, 2023

	Quarter to Date		Year to Date		12 Month Trailing		Inception to Date 10/01/2016
Beginning Equity	\$	1,520,563	\$	1,556,353	\$	1,556,353	\$ -
Contributions	\$	-	\$	-	\$	-	\$ 1,000,000
Dividend Reinvest	\$	20,847	\$	77,893	\$	77,893	\$ 491,219
Distribution	\$	(21,901)	\$	(99,794)	\$	(99,794)	\$ (513,120)
Profit/Loss	\$	(33,841)	\$	(48,784)	\$	(48,784)	\$ 507,569
Ending Equity	\$	1,485,668	\$	1,485,668	\$	1,485,668	\$ 1,485,668
Gross Return**		-1.89%		-1.93%		-1.93%	7.17% *
Net Return		-2.20%		-3.13%		-3.13%	5.83% *
Units Held		1,338.61					
NAV per Unit		1,109.86					
<p>Note: The above amounts are unaudited and are not to be used for income tax purposes.</p> <p>* Returns for periods greater than one year are annualized.</p> <p>** Gross returns do not reflect the deduction of advisory fees.</p>							

Distributions include distributions declared on December 31, 2023. Those distributions will be paid or reinvested in the subsequent quarter.

For questions regarding your statement or changes in contact information, please contact Boyd Watterson Asset Management, LLC at (216) 771-3450.
Statements independently prepared by Alter Domus, 225 W. Washington St., 9th Floor - Chicago, IL 60606 - (312) 262-3200

Performance Summary



Period	Net Return
Quarter to Date	-2.20
1 Year	-3.13
3 Year*	3.05
5 Year*	4.64
Inception to Date 10/01/2016*	5.83

* Returns for periods greater than one year are annualized.



Account of **UFCW Union & Participating Food Industry Employers Tri-State Pension Fund**

Account Number [REDACTED]

Statement Period **10/1/2023-12/31/2023**

**ASB Meridian Real Estate Fund II, L.P.
Partner Capital Statement**

CAPITAL COMMITMENT SUMMARY - INCEPTION TO DATE

	<u>Fund Level</u>	<u>Investor Level</u>	<u>Percent</u>
Capital Commitment	\$ 174,500,000.00	\$ 5,000,000.00	2.87%
Capital Contributions	\$ (130,600,094.00)	\$ (3,742,125.00)	2.87%
Remaining Capital Commitment	\$ 43,899,906.00	\$ 1,257,875.00	2.87%

NET ASSET VALUE

Beginning of quarter	1,319,020.51
End of quarter	1,167,887.64

ACTIVITY DETAIL

Period	Capital Contributions	Return of Capital	Return on Capital	Net Contributions / (Distributions)	Management Fees	Net Investment Gain / (Loss)	Profits Interest	Total
Current Quarter	-	-	-	-	(4,954.18)	(146,178.69)	-	(151,132.87)
3Q23	-	-	-	-	(4,954.18)	(541,107.31)	-	(546,061.49)
2Q23	-	-	-	-	(4,954.18)	(125,411.02)	-	(130,365.20)
1Q23	-	-	-	-	(4,954.18)	(114,178.05)	-	(119,132.23)
Previous Quarters	3,813,084.00	(2,131,495.42)	(547,081.11)	1,134,507.47	(163,175.48)	1,143,247.44	-	2,114,579.43
Total Activity	3,813,084.00	(2,131,495.42)	(547,081.11)	1,134,507.47	(182,992.20)	216,372.37	-	1,167,887.64

Figures shown are subject to rounding

INVESTMENT RETURNS

Period	Income	Appreciation	Total
<u>Current Quarter</u>			
Time Weighted Return - Gross	-0.44%	-10.51%	-10.95%
Time Weighted Return - Net	-0.77%	-10.51%	-11.28%
<u>Since Inception</u>			
Time Weighted Return - Gross	-3.49%	-1.21%	-4.21%
Time Weighted Return - Net	-4.39%	-1.24%	-5.13%
IRR - Gross			1.38%
IRR - Net to Limited Partners			0.22%

Portfolio Statements

1 DEC 23 - 31 DEC 23

◆ Contents

	Page
Change in Book and Market Value	1
Change in Cash Value	2
Asset Summary	3
Asset Detail - Base Currency	4
Investment Transaction Summary	6
Investment Transaction Detail	7
* Pending Tran Detail w/Accrued Interest	8
Income & Expense Summary	9
Income & Expense Detail - Base Currency	10
Funding & Disbursement Summary	14
Funding & Disbursement Detail	15
* Capital Change Detail	17
Cash Activity Detail	18

Account Name

UFCW TRI-STATE PEN- CONT/DISB ACCT UFCW TRI-STATE PEN- CONT/DISB ACCT

Account Number

██████████

Questions?

If you have any questions about this report, call your Northern Trust account administrator.

You may have the right under applicable federal banking law to receive, at no additional cost, separate notifications of securities transactions effected for your account. If you wish to receive separate notifications, please contact your relationship officer.

*No Data Available

Northern Trust

Generated by Northern Trust from periodic data on 12 Jan 24

Portfolio Statement

1 DEC 23 - 31 DEC 23

Account number [REDACTED]
Account Name *UFCW TRI-STATE - CONT/DISB-SL

◆ Notifications

Please note that this report has been created using the best available data. This report may also contain information provided by third parties, derived by third parties or derived from third party data and/or data that may have been categorized or otherwise reported based upon client direction - Northern Trust assumes no responsibility for the accuracy, timeliness or completeness of any such information. If you have questions regarding third party data or direction as it relates to this report, please contact your Northern Trust relationship team.

The term "Tax Credit" refers to local market terminology for the taxation associated with an income event. It makes no representation or warranty relating to the ability of the recipient to utilize the value as a "credit", "offset" or other benefit for their own tax purposes. Investors should seek their own tax advice relating to the specific tax considerations of investments in such markets. The Tax Credit is informational only data in the context of this report.

Please note where a client may be eligible to reclaim taxes, these are calculated and accrued for as a tax recoverable on ex date. The net amount may include the accrual of withholding taxes, tax credits or both.

Unitized fund trades may be using a preliminary or last known NAV price. The settlement NAV of the fund may not yet be known to Northern Trust and is subject to change.

Northern Trust records impairment entries pursuant to client direction. Impairment entries recorded to satisfy financial accounting and reporting requirements may not be suitable for tax or for other regulatory reporting purposes. Determining appropriate impairment adjustments is the responsibility of the client.

Although most valuation statements are received periodically from the relevant provider, pricing information may be received by Northern Trust as often as daily. As such, pricing information reported within this template, when scheduled against 'Daily Reporting', may be more current than the valuation statement date information. In these instances, the 'Price Date' field will indicate this with a date more current than the Valuation Statement and Statement Received dates.

Please note that this status summary report has been prepared using best available data, including data provided by the fund company and/or client which may, where indicated, represent preliminary or estimated values. The values contained in the status summary report are not intended to represent or suggest any statement about fair value. This report may also utilize information provided by other third parties, derived by third parties or from third party data and/or data that may have been categorized or otherwise reported based upon client direction - Northern Trust assumes no responsibility for the accuracy, timeliness or completeness of any such information. Northern Trust assumes no responsibility for the consequences of investment decisions made in reliance on information contained in this report. If you have questions regarding third party data or direction as it relates to this report, please contact your Northern Trust relationship team.

Although this report has been prepared using information believed to be reliable, it may contain information provided by third parties or derived from third party information, and/or information that may have been obtained from, categorized or otherwise reported based upon client direction. The Northern Trust Company does not guarantee the accuracy, timeliness or completeness of any such information. The information included in this report is intended to assist clients with their financial reporting needs, but you must consult with your accountants, auditors and/or legal counsel to ensure your accounting and financial reporting complies with applicable laws, regulations and accounting guidance. The Northern Trust Company and its affiliates shall have no responsibility for the consequences of investment decisions made in reliance on information contained in this report.

Portfolio Statement

1 DEC 23 - 31 DEC 23

Account number [REDACTED]
Account Name *UFCW TRI-STATE - CONT/DISB-SL

◆ Change in Book and Market Value

Page 1 of 20

	Cost	Market value	For more information
Opening balance	272,943.58	269,228.72	
Interportfolio Transfers In	4,000,000.00	4,000,000.00	See funding & disbursement summary
Total receipts	4,000,000.00	4,000,000.00	See funding & disbursement summary
Miscellaneous Cash Disbursements	- 4,000,000.00	- 4,000,000.00	See funding & disbursement summary
Total disbursements	- 4,000,000.00	- 4,000,000.00	See funding & disbursement summary
Income received	1,240.32	1,240.32	See income & expense summary, cash activity detail
Expenses paid	- 32.97	- 32.97	See income & expense summary
Accrued income change	47.44	47.44	See income & expense summary
Closing balance	274,198.37	270,483.51	

Portfolio Statement

1 DEC 23 - 31 DEC 23

Account number [REDACTED]
Account Name *UFCW TRI-STATE - CONT/DISB-SL

◆ Change in Cash Value

Page 2 of 20

	Market value	Cost	For more information
Opening balance	0.00	0.00	
Interportfolio transfers in	4,000,000.00	4,000,000.00	See funding & disbursement summary
Total receipts	4,000,000.00	4,000,000.00	See funding & disbursement summary
Miscellaneous cash disbursements	- 4,000,000.00	- 4,000,000.00	See funding & disbursement summary
Total disbursements	- 4,000,000.00	- 4,000,000.00	See funding & disbursement summary
Income received	1,240.32	1,240.32	See income & expense summary, cash activity detail
Expenses paid	- 32.97	- 32.97	See income & expense summary
Securities bought	- 1,207.35	- 1,207.35	See investment transaction summary
Closing balance	0.00	0.00	

Portfolio Statement

31 DEC 2023

Account number XXXXXXXXXX
Account Name *UFCW TRI-STATE - CONT/DISB-SL

Page 3 of 20

◆ Asset Summary

Country	Accrued income/expense	Market value	Cost	Market	Unrealized gain/loss	Translation	Total	Market value incl. accruals	%
<i>Equities</i>									
Common stock									
Canada - USD	0.00	0.24	3,715.10	- 3,714.86		0.00	- 3,714.86	0.24	0.000%
Total common stock	0.00	0.24	3,715.10	- 3,714.86		0.00	- 3,714.86	0.24	0.000%
Total equities	0.00	0.24	3,715.10	- 3,714.86		0.00	- 3,714.86	0.24	0.000%
<i>Cash and Cash Equivalents</i>									
Funds - short term investment									
United States - USD	1,254.78	269,228.49	269,228.49	0.00		0.00	0.00	270,483.27	100.000%
Total funds - short term investment	1,254.78	269,228.49	269,228.49	0.00		0.00	0.00	270,483.27	100.000%
Total cash and cash equivalents	1,254.78	269,228.49	269,228.49	0.00		0.00	0.00	270,483.27	100.000%
Total Unrealized Gains							0.00		
Total Unrealized Losses							- 3,714.86		
Total	1,254.78	269,228.73	272,943.59	- 3,714.86		0.00	- 3,714.86	270,483.51	100.000%

Total Cost incl. Accruals 274,198.37

Portfolio Statement

31 DEC 2023

Account number XXXXXXXXXX
Account Name *UFCW TRI-STATE - CONT/DISB-SL

Page 4 of 20

◆ Asset Detail - Base Currency

Asset Detail		Base Currency	Unrealized gain/loss					
Description/Asset ID	Investment Mgr ID	Exchange rate/ Local market price	Accrued income/expense	Market value	Cost	Market	Translation	Total
Shares/PAR value								
<i>Equities</i>								
Common stock								
Canada - USD								
NORTEL NETWORKS CORP NEW COM CUSIP: 656568508								
485.00		0.0005000	0.00	0.24	3,715.10	- 3,714.86	0.00	- 3,714.86
<hr/>								
Total USD			0.00	0.24	3,715.10	- 3,714.86	0.00	- 3,714.86
<hr/>								
Total Canada			0.00	0.24	3,715.10	- 3,714.86	0.00	- 3,714.86
<hr/>								
Total Common Stock								
485.00			0.00	0.24	3,715.10	- 3,714.86	0.00	- 3,714.86
<hr/>								
Total Equities								
485.00			0.00	0.24	3,715.10	- 3,714.86	0.00	- 3,714.86
<hr/>								
<i>Cash and Cash Equivalents</i>								
<hr/>								
Funds - short term investment								
United States - USD								
NT COLLECTIVE SHORT TERM INVT FD CUSIP: 66586U452								
V1034911301								
269,228.49		1.0000000	1,254.78	269,228.49	269,228.49	0.00	0.00	0.00
<hr/>								

Portfolio Statement

31 DEC 2023

Account number XXXXXXXXXX
Account Name *UFCW TRI-STATE - CONT/DISB-SL

Page 5 of 20

◆ Asset Detail - Base Currency

Description/Asset ID Investment Mgr ID Shares/PAR value	Base Currency Exchange rate/ Local market price	Accrued income/expense	Market value	Cost	Unrealized gain/loss		Total
					Market	Translation	
<i>Cash and Cash Equivalents</i>							
Funds - short term investment							
Total USD		1,254.78	269,228.49	269,228.49	0.00	0.00	0.00
Total United States		1,254.78	269,228.49	269,228.49	0.00	0.00	0.00
Total Funds - Short Term Investment							
269,228.49		1,254.78	269,228.49	269,228.49	0.00	0.00	0.00
Total Cash and Cash Equivalents							
269,228.49		1,254.78	269,228.49	269,228.49	0.00	0.00	0.00
Total							
269,713.49		1,254.78	269,228.73	272,943.59	- 3,714.86	0.00	- 3,714.86

++ Informational Only Asset - an asset that is not held in the account but that is included in Northern Trust's reports at the client's request solely as a matter of convenience to the client. Custodial and other responsibilities for this asset rest solely with the client or another custodian. Northern Trust has no custodial or other responsibilities for this asset, and the asset is not an asset of any Northern Trust account for purposes of the applicable account agreement.

Portfolio Statement

1 DEC 23 - 31 DEC 23

Account number [REDACTED]
Account Name *UFCW TRI-STATE - CONT/DISB-SL

◆ Investment Transaction Summary

Page 6 of 20

Asset Type	Principal	Transaction Amount Accrued Interest	Adjustment Amt	Cost	Market	Realized Gain/Loss Translation	Total
<i>Purchases</i>							
Cash and Cash Equivalents							
Funds - short term investment	-1,207.35	0.00	0.00	1,207.35	0.00	0.00	0.00
Total cash and cash equivalents	-1,207.35	0.00	0.00	1,207.35	0.00	0.00	0.00
Total purchases	-1,207.35	0.00	0.00	1,207.35	0.00	0.00	0.00
Total	-1,207.35	0.00	0.00	1,207.35	0.00	0.00	0.00

Portfolio Statement

1 DEC 23 - 31 DEC 23

Account number XXXXXXXXXX
Account Name *UFCW TRI-STATE - CONT/DISB-SL

◆ Investment Transaction Detail

Page 7 of 20

Trade Date	Security Description Asset ID / Ticker	Shares/PAR	Principal	Transaction Amount Accrued Interest	Adjustment Amt	Cost	Realized Gain/Loss		Total
							Market	Translation	
Settle Date	Broker / Commission	Price							
Trade Status	Narrative								

Purchases

Cash and Cash Equivalents

Funds - short term investment

United States - USD

5 Dec 23	NT COLLECTIVE SHORT TERM INVT FD	1,207.350	-1,207.35	0.00	0.00	1,207.35	0.00	0.00	0.00
5 Dec 23	CUSIP: 66586U452 /								
Settled		1.000000							
	Purchased 1,207.350 Units								
	05-Dec-2023 at a price of 1.00								
	Net								
Total United States - USD			-1,207.35	0.00	0.00	1,207.35	0.00	0.00	0.00
Total funds - short term investment			-1,207.35	0.00	0.00	1,207.35	0.00	0.00	0.00
Total cash and cash equivalents			-1,207.35	0.00	0.00	1,207.35	0.00	0.00	0.00
Total purchases		1,207.35	-1,207.35	0.00	0.00	1,207.35	0.00	0.00	0.00
Total transactions			-1,207.35	0.00	0.00	1,207.35	0.00	0.00	0.00

Portfolio Statement

31 DEC 23

Account number XXXXXXXXXX
Account Name *UFCW TRI-STATE - CONT/DISB-SL

◆ Pending Tran Detail w/Accrued Interest

Page 8 of 20

			<u>Security description</u>		<u>Cost/Market</u>	<u>Accrued Interest</u>	<u>Total</u>
<u>Trade date/</u>			<u>Asset Id</u>		<u>Local Proceeds</u>	<u>Local</u>	<u>Local Proceeds</u>
<u>Settle date</u>	<u>Country</u>	<u>Trade Status</u>	<u>Trade Expenses</u>	<u>Shares/PAR</u>	<u>Base Proceeds</u>	<u>Base</u>	<u>Base Proceeds</u>
					<u>Base Market</u>	<u>Market</u>	<u>Base Market</u>

NO DATA TO REPORT

Portfolio Statement

1 DEC 23 - 31 DEC 23

Account number [REDACTED]
Account Name *UFCW TRI-STATE - CONT/DISB-SL

◆ Income & Expense Summary

Page 9 of 20

Type	Receivables last period	Receivables this period	Amount received	Tax recoverable last period	Tax recoverable this period	Tax reclaims received	Accrual receipts/ deliveries	Earned income
------	----------------------------	----------------------------	-----------------	--------------------------------	--------------------------------	--------------------------	---------------------------------	---------------

Income

Cash and cash equivalents

Funds - short term investment	1,207.34	1,254.78	1,240.32	0.00	0.00	0.00	0.00	1,287.76
Total cash and cash equivalents	1,207.34	1,254.78	1,240.32	0.00	0.00	0.00	0.00	1,287.76
Total income	1,207.34	1,254.78	1,240.32	0.00	0.00	0.00	0.00	1,287.76

Type	Payables last period	Payables this period	Amount paid	Tax recoverable last period	Tax recoverable this period	Tax reclaims received	Accrual receipts/ deliveries	Expenses recognized
------	-------------------------	-------------------------	-------------	--------------------------------	--------------------------------	--------------------------	---------------------------------	---------------------

Expense

Cash and cash equivalents

Funds - short term investment	0.00	0.00	- 32.97	0.00	0.00	0.00	0.00	- 32.97
Total cash and cash equivalents	0.00	0.00	- 32.97	0.00	0.00	0.00	0.00	- 32.97
Total expense	0.00	0.00	- 32.97	0.00	0.00	0.00	0.00	- 32.97
Net income & expenses	1,207.34	1,254.78	1,207.35	0.00	0.00	0.00	0.00	1,254.79

Portfolio Statement

1 DEC 23 - 31 DEC 23

Account number XXXXXXXXXX
Account Name *UFCW TRI-STATE - CONT/DISB-SL

◆ Income & Expense Detail - Base Currency

Page 10 of 20

Description Asset ID/Dates	Rate Shares/PAR	Gross Amount	Tax Recoverable	Tax Withheld	Tax Credit	Net Amount	Transaction Type
<i>Income</i>							
Cash and Cash Equivalents							
Funds - Short Term Investment							
United States - USD							
NT COLLECTIVE SHORT TERM INVT FD	5.6596 0.000	1,207.34	0.00	0.00	0.00	1,207.34	Receivable last period
CUSIP: 66586U452							
NT COLLECTIVE SHORT TERM INVT FD	5.6496 0.000	1,254.78	0.00	0.00	0.00	1,254.78	Receivable this period
CUSIP: 66586U452							
NT COLLECTIVE SHORT TERM INVT FD	.0000 0.000	1,240.32	0.00	0.00	0.00	1,240.32	Received this period
CUSIP: 66586U452 Ex date: 30 NOV 23 / Pay date: 05 DEC 23							
Total Funds - Short Term Investment		1,207.34	0.00	0.00	0.00	1,207.34	Receivable last period
		1,254.78	0.00	0.00	0.00	1,254.78	Receivable this period
		1,240.32	0.00	0.00	0.00	1,240.32	Received this period
		0.00	0.00	0.00	0.00	0.00	Income received from prior
		0.00	0.00	0.00	0.00	0.00	Broker commissions recaptured
		0.00	0.00	0.00	0.00	0.00	Tax recoverable last period
		0.00	0.00	0.00	0.00	0.00	Tax recoverable this period
		0.00	0.00	0.00	0.00	0.00	Tax reclaims received
		0.00	0.00	0.00	0.00	0.00	Income purchased this period
		0.00	0.00	0.00	0.00	0.00	Income sold this period
		0.00	0.00	0.00	0.00	0.00	Tax recoverable received this period
		0.00	0.00	0.00	0.00	0.00	Tax recoverable delivered this period
		0.00	0.00	0.00	0.00	0.00	Accrued income received this period
		0.00	0.00	0.00	0.00	0.00	Accrued income delivered this period
		1,287.76	0.00	0.00	0.00	1,287.76	Earned income
Total Cash and Cash Equivalents		1,207.34	0.00	0.00	0.00	1,207.34	Receivable last period
		1,254.78	0.00	0.00	0.00	1,254.78	Receivable this period
		1,240.32	0.00	0.00	0.00	1,240.32	Received this period
		0.00	0.00	0.00	0.00	0.00	Income received from prior
		0.00	0.00	0.00	0.00	0.00	Broker commissions recaptured
		0.00	0.00	0.00	0.00	0.00	Tax recoverable last period
		0.00	0.00	0.00	0.00	0.00	Tax recoverable this period
		0.00	0.00	0.00	0.00	0.00	Tax reclaims received
		0.00	0.00	0.00	0.00	0.00	Income purchased this period
		0.00	0.00	0.00	0.00	0.00	Income sold this period

Portfolio Statement

1 DEC 23 - 31 DEC 23

Account number XXXXXXXXXX
Account Name *UFCW TRI-STATE - CONT/DISB-SL

◆ Income & Expense Detail - Base Currency

Page 11 of 20

Description Asset ID/Dates	Rate Shares/PAR	Gross Amount	Tax Recoverable	Tax Withheld	Tax Credit	Net Amount	Transaction Type
<i>Income</i>							
Cash and Cash Equivalents							
Funds - Short Term Investment							
		0.00	0.00	0.00	0.00	0.00	Tax recoverable received this period
		0.00	0.00	0.00	0.00	0.00	Tax recoverable delivered this period
		0.00	0.00	0.00	0.00	0.00	Accrued income received this period
		0.00	0.00	0.00	0.00	0.00	Accrued income delivered this period
		1,287.76	0.00	0.00	0.00	1,287.76	Earned income
<hr/>							
Total Income		1,207.34	0.00	0.00	0.00	1,207.34	Receivable last period
		1,254.78	0.00	0.00	0.00	1,254.78	Receivable this period
		1,240.32	0.00	0.00	0.00	1,240.32	Received this period
		0.00	0.00	0.00	0.00	0.00	Income received from prior
		0.00	0.00	0.00	0.00	0.00	Broker commissions recaptured
		0.00	0.00	0.00	0.00	0.00	Tax recoverable last period
		0.00	0.00	0.00	0.00	0.00	Tax recoverable this period
		0.00	0.00	0.00	0.00	0.00	Tax reclaims received
		0.00	0.00	0.00	0.00	0.00	Income purchased this period
		0.00	0.00	0.00	0.00	0.00	Income sold this period
		0.00	0.00	0.00	0.00	0.00	Tax recoverable received this period
		0.00	0.00	0.00	0.00	0.00	Tax recoverable delivered this period
		0.00	0.00	0.00	0.00	0.00	Accrued income received this period
		0.00	0.00	0.00	0.00	0.00	Accrued income delivered this period
		1,287.76	0.00	0.00	0.00	1,287.76	Earned income

Expense

Cash and Cash Equivalents

Funds - Short Term Investment

United States - USD

NORTHERN TRUST SWEEP FEE	5.6545 0.000	-32.97	0.00	0.00	0.00	- 32.97	Paid this period
--------------------------	-----------------	--------	------	------	------	---------	------------------

CUSIP: 66586U452 Value date: 05 DEC 23 / Entry date: 05 DEC 23

Portfolio Statement

1 DEC 23 - 31 DEC 23

Account number XXXXXXXXXX
Account Name *UFCW TRI-STATE - CONT/DISB-SL

◆ Income & Expense Detail - Base Currency

Page 12 of 20

Description Asset ID/Dates	Rate Shares/PAR	Gross Amount	Tax Recoverable	Tax Withheld	Tax Credit	Net Amount	Transaction Type
<i>Expense</i>							
Cash and Cash Equivalents							
Funds - Short Term Investment							
Total Funds - Short Term Investment		0.00	0.00	0.00	0.00	0.00	Payable last period
		0.00	0.00	0.00	0.00	0.00	Payable this period
		-32.97	0.00	0.00	0.00	- 32.97	Paid this period
		0.00	0.00	0.00	0.00	0.00	Income received from prior
		0.00	0.00	0.00	0.00	0.00	Broker commissions recaptured
		0.00	0.00	0.00	0.00	0.00	Tax recoverable last period
		0.00	0.00	0.00	0.00	0.00	Tax recoverable this period
		0.00	0.00	0.00	0.00	0.00	Tax reclaims received
		0.00	0.00	0.00	0.00	0.00	Liability expense paid
		0.00	0.00	0.00	0.00	0.00	Liability expense received
		0.00	0.00	0.00	0.00	0.00	Tax recoverable received this period
		0.00	0.00	0.00	0.00	0.00	Tax recoverable delivered this period
		0.00	0.00	0.00	0.00	0.00	Accrued expense received this period
		0.00	0.00	0.00	0.00	0.00	Accrued expense delivered this period
		-32.97	0.00	0.00	0.00	- 32.97	Expenses recognized
Total Cash and Cash Equivalents		0.00	0.00	0.00	0.00	0.00	Payable last period
		0.00	0.00	0.00	0.00	0.00	Payable this period
		-32.97	0.00	0.00	0.00	- 32.97	Paid this period
		0.00	0.00	0.00	0.00	0.00	Income received from prior
		0.00	0.00	0.00	0.00	0.00	Broker commissions recaptured
		0.00	0.00	0.00	0.00	0.00	Tax recoverable last period
		0.00	0.00	0.00	0.00	0.00	Tax recoverable this period
		0.00	0.00	0.00	0.00	0.00	Tax reclaims received
		0.00	0.00	0.00	0.00	0.00	Liability expense paid
		0.00	0.00	0.00	0.00	0.00	Liability expense received
		0.00	0.00	0.00	0.00	0.00	Tax recoverable received this period
		0.00	0.00	0.00	0.00	0.00	Tax recoverable delivered this period
		0.00	0.00	0.00	0.00	0.00	Accrued expense received this period
		0.00	0.00	0.00	0.00	0.00	Accrued expense delivered this period
		-32.97	0.00	0.00	0.00	- 32.97	Expenses recognized
Total Expense		0.00	0.00	0.00	0.00	0.00	Payable last period
		0.00	0.00	0.00	0.00	0.00	Payable this period
		-32.97	0.00	0.00	0.00	- 32.97	Paid this period
		0.00	0.00	0.00	0.00	0.00	Income received from prior
		0.00	0.00	0.00	0.00	0.00	Broker commissions recaptured
		0.00	0.00	0.00	0.00	0.00	Tax recoverable last period
		0.00	0.00	0.00	0.00	0.00	Tax recoverable this period
		0.00	0.00	0.00	0.00	0.00	Tax reclaims received
		0.00	0.00	0.00	0.00	0.00	Liability expense paid
		0.00	0.00	0.00	0.00	0.00	Liability expense received

Portfolio Statement

1 DEC 23 - 31 DEC 23

Account number XXXXXXXXXX
Account Name *UFCW TRI-STATE - CONT/DISB-SL

◆ Income & Expense Detail - Base Currency

Page 13 of 20

Description Asset ID/Dates	Rate Shares/PAR	Gross Amount	Tax Recoverable	Tax Withheld	Tax Credit	Net Amount	Transaction Type
<i>Expense</i>							
Cash and Cash Equivalents							
Funds - Short Term Investment							
		0.00	0.00	0.00	0.00	0.00	Tax recoverable received this period
		0.00	0.00	0.00	0.00	0.00	Tax recoverable delivered this period
		0.00	0.00	0.00	0.00	0.00	Accrued expense received this period
		0.00	0.00	0.00	0.00	0.00	Accrued expense delivered this period
		-32.97	0.00	0.00	0.00	-32.97	Expenses recognized

Please note that the Tax Withheld column may contain amounts related to FATCA withholdings

Portfolio Statement

1 DEC 23 - 31 DEC 23

Account number XXXXXXXXXX
Account Name *UFCW TRI-STATE - CONT/DISB-SL

◆ Funding & Disbursement Summary

Page 14 of 20

Transaction type	Receipts	Disbursements	Accruals	Market value	Cost	Transaction amount Cost on gain/loss	Realized gain/loss	
							Market Translation	Total
Miscellaneous Cash Disbursements	0.00	- 4,000,000.00	0.00	0.00	0.00	- 4,000,000.00 0.00	0.00 0.00	0.00
Interportfolio Transfers In	4,000,000.00	0.00	0.00	0.00	0.00	4,000,000.00 0.00	0.00 0.00	0.00
Total	4,000,000.00	- 4,000,000.00	0.00	0.00	0.00	0.00 0.00	0.00 0.00	0.00

Portfolio Statement

1 DEC 23 - 31 DEC 23

Account number [REDACTED]
Account Name *UFCW TRI-STATE - CONT/DISB-SL

Page 15 of 20

◆ Funding & Disbursement Detail Miscellaneous Cash Disbursements

Trade date Settle date Asset ID	Security description Transaction description	Accrued Income	Market value	Cost	Transaction amount	Realized gain/loss Market Translation	Total
22 Dec 23 22 Dec 23	United States dollar THIS WIRE REPRESENTS THE FUNDING FOR THE REPUBLIC BANK BENEFIT ACCOUNT FOR DISBURSEMENTS FOR JANUARY 1, 2024	0.00	0.00	0.00	- 4,000,000.00	0.00 0.00	0.00
Total miscellaneous cash disbursements		0.00	0.00	0.00	- 4,000,000.00	0.00 0.00	0.00

Interportfolio Transfers In

Trade date Settle date Asset ID	Security description Transaction description	Accrued Income	Market value	Cost	Transaction amount	Realized gain/loss Market Translation	Total
22 Dec 23 22 Dec 23	United States dollar RECEIVED BY TRANSFER FROM INVESTMENT MANAGEMENT ADVISORY ACCOUNT [REDACTED], *UFCW TRI-STATE - JOHNSTON-SL	0.00	0.00	0.00	250,000.00	0.00 0.00	0.00
22 Dec 23 22 Dec 23	United States dollar RECEIVED BY TRANSFER FROM INVESTMENT MANAGEMENT ADVISORY ACCOUNT [REDACTED], *UFCW TRI-STATE - MFS -SL	0.00	0.00	0.00	375,000.00	0.00 0.00	0.00
22 Dec 23 22 Dec 23	United States dollar RECEIVED BY TRANSFER FROM INVESTMENT MANAGEMENT ADVISORY ACCOUNT [REDACTED], UFCW TRI-STATE	0.00	0.00	0.00	400,000.00	0.00 0.00	0.00
22 Dec 23 22 Dec 23	United States dollar RECEIVED BY TRANSFER FROM INVESTMENT MANAGEMENT ADVISORY ACCOUNT [REDACTED], *UFCW TRI-STATE - WESTFIELD-SL	0.00	0.00	0.00	500,000.00	0.00 0.00	0.00
22 Dec 23 22 Dec 23	United States dollar RECEIVED BY TRANSFER FROM INVESTMENT MANAGEMENT ADVISORY ACCOUNT [REDACTED], UFCW TRI-STATE PEN-LOOMIS	0.00	0.00	0.00	700,000.00	0.00 0.00	0.00
22 Dec 23 22 Dec 23	United States dollar RECEIVED BY TRANSFER FROM INVESTMENT MANAGEMENT ADVISORY ACCOUNT [REDACTED], *UFCW TRI-STATE - WEDGE CAP-SL	0.00	0.00	0.00	275,000.00	0.00 0.00	0.00
22 Dec 23 22 Dec 23	United States dollar RECEIVED BY TRANSFER FROM INVESTMENT MANAGEMENT ADVISORY ACCOUNT [REDACTED], *UFCW TRI-STATE - EMERALD -SL	0.00	0.00	0.00	275,000.00	0.00 0.00	0.00

Portfolio Statement

1 DEC 23 - 31 DEC 23

Account number [REDACTED]
Account Name *UFCW TRI-STATE - CONT/DISB-SL

Page 16 of 20

◆ Funding & Disbursement Detail Interportfolio Transfers In

Trade date Settle date Asset ID	Security description Transaction description	Accrued Income	Market value	Cost	Transaction amount	Realized gain/loss Market Translation	Total
22 Dec 23 22 Dec 23	United States dollar RECEIVED BY TRANSFER FROM INVESTMENT MANAGEMENT ADVISORY ACCOUNT [REDACTED], *UFCW TRI-STATE - NTGI S&P -SL	0.00	0.00	0.00	300,000.00	0.00 0.00	0.00
22 Dec 23 22 Dec 23	United States dollar RECEIVED BY TRANSFER FROM INVESTMENT MANAGEMENT ADVISORY ACCOUNT [REDACTED], *UFCW TRI-STATE - NT EXT EQ-SL	0.00	0.00	0.00	300,000.00	0.00 0.00	0.00
22 Dec 23 22 Dec 23	United States dollar RECEIVED BY TRANSFER FROM INVESTMENT MANAGEMENT ADVISORY ACCOUNT [REDACTED], *UFCW TRI-STATE - NTGI EAFE-SL	0.00	0.00	0.00	250,000.00	0.00 0.00	0.00
22 Dec 23 22 Dec 23	United States dollar RECEIVED BY TRANSFER FROM INVESTMENT MANAGEMENT ADVISORY ACCOUNT [REDACTED], *UFCW TRI-STATE -COOKE & BI-SL	0.00	0.00	0.00	375,000.00	0.00 0.00	0.00
Total interportfolio transfers in		0.00	0.00	0.00	4,000,000.00	0.00 0.00	0.00
Total		0.00	0.00	0.00		0.00 0.00	0.00

Portfolio Statement

1 DEC 23 - 31 DEC 23

Account number XXXXXXXXXX
Account Name *UFCW TRI-STATE - CONT/DISB-SL

◆ Capital Change Detail

Page 17 of 20

Ex date	<u>Original security description/Asset ID</u> Shares	Original cost	Change description	Payment Amount	<u>Resulting security description/Asset ID</u> Shares	Resulting cost	Realized gain/loss Market Translation
---------	---	------------------	--------------------	-------------------	--	-------------------	---

NO DATA TO REPORT

Portfolio Statement

1 DEC 23 - 31 DEC 23

Account number XXXXXXXXXX
Account Name *UFCW TRI-STATE - CONT/DISB-SL

◆ Cash Activity Detail

Page 18 of 20

Income cash - USD

Value Date Entry Date	Transaction Narrative/ Security Description	Local Receipt/ Disbursement	USD Balance	Base Receipt/ Disbursement	Balance
	Beginning cash balance		1,788,528.35		1,788,528.35
5 Dec 23	INCOME RECEIVED	1,240.32	1,789,768.67	1,240.32	1,789,768.67
5 Dec 23	NT COLLECTIVE SHORT TERM INVT FD				
5 Dec 23	NORTHERN TRUST SWEEP FEE	- 32.97	1,789,735.70	- 32.97	1,789,735.70
5 Dec 23	NT COLLECTIVE SHORT TERM INVT FD				
	Ending cash balance		1,789,735.70		1,789,735.70

Portfolio Statement

1 DEC 23 - 31 DEC 23

Account number [REDACTED]
Account Name *UFCW TRI-STATE - CONT/DISB-SL

◆ Cash Activity Detail

Page 19 of 20

Principal cash - USD

Value Date Entry Date	Transaction Narrative/ Security Description	Local Receipt/ Disbursement	USD Balance	Base Receipt/ Disbursement	Balance
	Beginning cash balance		- 1,788,528.35		- 1,788,528.35
5 Dec 23 5 Dec 23	Purchased 1,207.350 Units 05-Dec-2023 at a price of 1.00 Net NT COLLECTIVE SHORT TERM INVT FD	- 1,207.35	- 1,789,735.70	- 1,207.35	- 1,789,735.70
22 Dec 23 22 Dec 23	RECEIVED BY TRANSFER FROM INVESTMENT MANAGEMENT ADVISORY ACCOUNT [REDACTED], UFCW TRI-STATE PEN-LOOMIS United States dollar	700,000.00	- 1,089,735.70	700,000.00	- 1,089,735.70
22 Dec 23 22 Dec 23	RECEIVED BY TRANSFER FROM INVESTMENT MANAGEMENT ADVISORY ACCOUNT [REDACTED], UFCW TRI-STATE United States dollar	400,000.00	- 689,735.70	400,000.00	- 689,735.70
22 Dec 23 22 Dec 23	RECEIVED BY TRANSFER FROM INVESTMENT MANAGEMENT ADVISORY ACCOUNT [REDACTED], *UFCW TRI-STATE -COOKE & BI-SL United States dollar	375,000.00	- 314,735.70	375,000.00	- 314,735.70
22 Dec 23 22 Dec 23	RECEIVED BY TRANSFER FROM INVESTMENT MANAGEMENT ADVISORY ACCOUNT [REDACTED], *UFCW TRI-STATE - NTGI EAFE-SL United States dollar	250,000.00	- 64,735.70	250,000.00	- 64,735.70
22 Dec 23 22 Dec 23	RECEIVED BY TRANSFER FROM INVESTMENT MANAGEMENT ADVISORY ACCOUNT [REDACTED], *UFCW TRI-STATE - MFS -SL United States dollar	375,000.00	310,264.30	375,000.00	310,264.30
22 Dec 23 22 Dec 23	RECEIVED BY TRANSFER FROM INVESTMENT MANAGEMENT ADVISORY ACCOUNT [REDACTED], *UFCW TRI-STATE - EMERALD -SL United States dollar	275,000.00	585,264.30	275,000.00	585,264.30
22 Dec 23 22 Dec 23	RECEIVED BY TRANSFER FROM INVESTMENT MANAGEMENT ADVISORY ACCOUNT [REDACTED], *UFCW TRI-STATE - NTGI S&P -SL United States dollar	300,000.00	885,264.30	300,000.00	885,264.30
22 Dec 23 22 Dec 23	RECEIVED BY TRANSFER FROM INVESTMENT MANAGEMENT ADVISORY ACCOUNT [REDACTED], *UFCW TRI-STATE - WESTFIELD-SL United States dollar	500,000.00	1,385,264.30	500,000.00	1,385,264.30
22 Dec 23 22 Dec 23	RECEIVED BY TRANSFER FROM INVESTMENT MANAGEMENT ADVISORY ACCOUNT [REDACTED], *UFCW TRI-STATE - WEDGE CAP-SL United States dollar	275,000.00	1,660,264.30	275,000.00	1,660,264.30
22 Dec 23 22 Dec 23	RECEIVED BY TRANSFER FROM INVESTMENT MANAGEMENT ADVISORY ACCOUNT [REDACTED], *UFCW TRI-STATE - JOHNSTON-SL United States dollar	250,000.00	1,910,264.30	250,000.00	1,910,264.30
22 Dec 23 22 Dec 23	RECEIVED BY TRANSFER FROM INVESTMENT MANAGEMENT ADVISORY ACCOUNT [REDACTED], *UFCW TRI-STATE - NT EXT EQ-SL United States dollar	300,000.00	2,210,264.30	300,000.00	2,210,264.30

Portfolio Statement

1 DEC 23 - 31 DEC 23

Account number [REDACTED]
Account Name *UFCW TRI-STATE - CONT/DISB-SL

◆ Cash Activity Detail

Page 20 of 20

Principal cash - USD

Value Date Entry Date	Transaction Narrative/ Security Description	Local Receipt/ Disbursement	USD Balance	Base Receipt/ Disbursement	Balance
22 Dec 23	THIS WIRE REPRESENTS THE FUNDING FOR THE REPUBLIC BANK BENEFIT ACCOUNT	- 4,000,000.00	- 1,789,735.70	- 4,000,000.00	- 1,789,735.70
22 Dec 23	FOR DISBURSEMENTS FOR JANUARY 1, 2024 United States dollar				
Ending cash balance			- 1,789,735.70		- 1,789,735.70



Two Liberty Place
50 S. 16th Street, Ste. 2400
Philadelphia, PA 19102

Statement Ending 12/29/2023

UFCW UNION & PARTICIPATING

Page 1 of 16

Account Number: XXXXX

RETURN SERVICE REQUESTED

Contact us with questions:

888.875.2265 myrepublicbank.com

UFCW UNION & PARTICIPATING FOOD INDUSTRY
EMPLOYERS TRI STATE PENSION FUND
BENEFIT ACCOUNT
3031B WALTON RD
ATTENTION ACCOUNTING DEPARTMENT
PLYMOUTH MEETING PA 19462-2388

Summary of Accounts

Account Type	Account Number	Ending Balance
Not for Profit Analysis	XXXXX	\$2,648,440.55

Not for Profit Analysis-XXXXX

Account Summary

Date	Description	Amount
12/01/2023	Beginning Balance	\$7,414,279.08
	20 Credit(s) This Period	\$5,120,477.42
	166 Debit(s) This Period	\$9,886,315.95
12/29/2023	Ending Balance	\$2,648,440.55

Interest Summary

Description	Amount
Interest Earned From 12/01/2023 Through 12/29/2023	
Annual Percentage Yield Earned	3.04%
Interest Days	29
Interest Earned	\$9,190.69
Interest Paid This Period	\$9,190.69
Interest Paid Year-to-Date	\$84,010.97
Average Ledger Balance	\$3,856,291.30
Average Available Balance	\$3,855,864.62

Account Activity

Post Date	Description	Debits	Credits	Balance
12/01/2023	Beginning Balance			\$7,414,279.08
12/01/2023	NJWEB01120 NJ WEB PMT 01120 TXP* XXXXX	\$1,816.18		\$7,412,462.90
12/01/2023	01120* 231231* T* XXXXX ***** UFCW			
12/01/2023	IRS USATAXPYMT XXXXX	\$278,881.14		\$7,133,581.76
12/01/2023	TRI-STATE PENSIO PENSION-CK -SETT- XXXXX	\$4,615,682.35		\$2,517,899.41
12/01/2023	CHECK # 829830	\$193.02		\$2,517,706.39
12/01/2023	CHECK # 829929	\$211.73		\$2,517,494.66
12/01/2023	CHECK # 829953	\$560.00		\$2,516,934.66
12/04/2023	ACH CHARGEBACK RETURN XXXXX		\$79.62	\$2,517,014.28
12/04/2023	ACH CHARGEBACK RETURN XXXXX		\$97.88	\$2,517,112.16
12/04/2023	ACH CHARGEBACK RETURN XXXXX		\$1,221.00	\$2,518,333.16
12/04/2023	Transfer to DDA XXXXX - admin fee payment	\$80,000.00		\$2,438,333.16
12/04/2023	CHECK # 830043	\$169.88		\$2,438,163.28
12/04/2023	CHECK # 830126	\$32.40		\$2,438,130.88
12/04/2023	CHECK # 830171	\$110.40		\$2,438,020.48
12/04/2023	CHECK # 830130	\$141.07		\$2,437,879.41
12/04/2023	CHECK # 830153	\$193.02		\$2,437,686.39

HOW TO BALANCE YOUR ACCOUNT

1. Subtract from your check register any service, miscellaneous, or automatic charge(s) posted on this statement.
2. Mark (✓) your register after each check listed on the front of statement.
3. Check off deposits shown on the statement against those shown in your check register.
4. Complete the form at right.
5. The final "balance" in the form to the right should agree with your check register balance. If it does not, read "HINTS FOR FINDING DIFFERENCES" below.

HINTS FOR FINDING DIFFERENCES

1. Recheck all additions and subtractions or corrections.
2. Verify the carryover balance from page to page in your check register.
3. Make sure you have subtracted the service or miscellaneous charge(s) from your check register balance.
4. For information or help on Electronic transaction call 888.875.2265.

IN CASE OF ERRORS OR QUESTIONS ABOUT YOUR ELECTRONIC TRANSFERS

Please telephone us at 888.875.2265 or write us at the address shown below as soon as you can, if you think your deposit account statement or receipt is wrong or if you need more information about a transfer on the statement or receipt. We must hear from you no later than 60 days after we sent you the FIRST statement on which the error or problem appeared. You must:

1. Tell us your name and account number.
2. Describe the error or the transfer you are unsure about, and explain as clearly as you can why you believe it is an error or why you need more information.
3. Tell us the dollar amount of the suspected error.

We will investigate your complaint and will correct any error promptly. If your account is primarily used for personal, family, or household purposes and we take more than 10 business days to do this, we will credit your account for the amount you think is in error, so that you will have the use of the money during the time it takes us to complete our investigation.

IN CASE OF ERRORS OR INQUIRIES ABOUT YOUR ACCOUNT STATEMENT

Please telephone us at 888.875.2265 or write us at the address shown below so that we receive your inquiry within 60 days after the statement was mailed to you.

You must:

1. Tell us your name and account number:
2. Describe the error and why (to the extent you can explain) you believe it is an error.
3. Tell us the dollar amount of the suspected error.

PREAUTHORIZED PAYMENTS

If you have arranged to have direct deposits made to your account at least once every 60 days from the same person or company, you can telephone us 888.875.2265 to find out whether or not the deposit has been made.


If you have told us in advance to make regular payments out of your account, you can stop any of these payments by telephoning us at 888.875.2265 or writing to us at the address shown below in time for us to receive your request 3 business days or more before the payment is scheduled to be made. If you telephone us, we may also require you to put your request in writing and get it to us within 14 days after you call.

**TO DISPUTE OR REPORT INACCURACIES IN INFORMATION WE
FURNISHED TO A CONSUMER REPORTING AGENCY ABOUT YOUR
ACCOUNTS**

You have the right to dispute the accuracy of information that we have furnished to a consumer reporting agency by writing to us at the address shown below. Please describe the specific information that is inaccurate or in dispute and the basis for the dispute along with supporting documentation. If you believe the information furnished is the result of identity theft, please provide us with an identity theft report.

**REPORT ERRORS OR DISPUTES, SEND INQUIRIES OR REPORT
LOST/STOLEN CHECKS TO:**

Republic Bank
Customer Service Department
Two Liberty Place
50 S. 16th Street, Suite 2400
Philadelphia, PA 19102

NEW BALANCE			\$			
TRANSFER AMOUNT FROM OTHER SIDE						
ADD						
DEPOSIT MADE SINCE ENDING DATE ON STATEMENT						
SUBTOTAL			\$			
CHECKS NOT LISTED ON THIS OR PRIOR STATEMENTS						
NUMBER	AMOUNT					
TOTAL CHECKS NOT LISTED 						
SUBTRACT CHECKS NOT LISTED FROM SUBTOTAL ABOVE					BALANCE	\$
THIS SHOULD AGREE WITH YOUR REGISTER BALANCE						

Not for Profit Analysis-XXXXX (continued)**Account Activity (continued)**

Post Date	Description	Debits	Credits	Balance
12/04/2023	CHECK # 830173	\$211.84		\$2,437,474.55
12/04/2023	CHECK # 830041	\$307.40		\$2,437,167.15
12/04/2023	CHECK # 830114	\$342.06		\$2,436,825.09
12/04/2023	CHECK # 830080	\$366.33		\$2,436,458.76
12/04/2023	CHECK # 830064	\$688.47		\$2,435,770.29
12/04/2023	CHECK # 830053	\$963.75		\$2,434,806.54
12/05/2023	ACH CHARGEBACK RETURN XXXX		\$628.76	\$2,435,435.30
12/05/2023	CHECK # 830091	\$66.58		\$2,435,368.72
12/05/2023	CHECK # 830048	\$92.19		\$2,435,276.53
12/05/2023	CHECK # 830164	\$100.14		\$2,435,176.39
12/05/2023	CHECK # 829905	\$110.47		\$2,435,065.92
12/05/2023	CHECK # 830044	\$129.92		\$2,434,936.00
12/05/2023	CHECK # 830158	\$146.60		\$2,434,789.40
12/05/2023	CHECK # 830100	\$153.56		\$2,434,635.84
12/05/2023	CHECK # 830078	\$156.19		\$2,434,479.65
12/05/2023	CHECK # 830105	\$159.64		\$2,434,320.01
12/05/2023	CHECK # 830101	\$159.76		\$2,434,160.25
12/05/2023	CHECK # 830163	\$187.46		\$2,433,972.79
12/05/2023	CHECK # 830146	\$198.64		\$2,433,774.15
12/05/2023	CHECK # 830042	\$240.29		\$2,433,533.86
12/05/2023	CHECK # 830135	\$246.61		\$2,433,287.25
12/05/2023	CHECK # 829937	\$286.60		\$2,433,000.65
12/05/2023	CHECK # 830107	\$286.60		\$2,432,714.05
12/05/2023	CHECK # 830036	\$296.86		\$2,432,417.19
12/05/2023	CHECK # 830116	\$301.05		\$2,432,116.14
12/05/2023	CHECK # 830161	\$356.00		\$2,431,760.14
12/05/2023	CHECK # 830118	\$364.70		\$2,431,395.44
12/05/2023	CHECK # 830046	\$379.84		\$2,431,015.60
12/05/2023	CHECK # 830084	\$379.84		\$2,430,635.76
12/05/2023	CHECK # 830125	\$387.68		\$2,430,248.08
12/05/2023	CHECK # 830058	\$401.86		\$2,429,846.22
12/05/2023	CHECK # 830138	\$418.04		\$2,429,428.18
12/05/2023	CHECK # 830131	\$458.20		\$2,428,969.98
12/05/2023	CHECK # 830151	\$503.94		\$2,428,466.04
12/05/2023	CHECK # 830065	\$504.48		\$2,427,961.56
12/05/2023	CHECK # 830073	\$656.33		\$2,427,305.23
12/05/2023	CHECK # 830071	\$739.92		\$2,426,565.31
12/05/2023	CHECK # 830172	\$923.30		\$2,425,642.01
12/05/2023	CHECK # 830165	\$980.15		\$2,424,661.86
12/05/2023	CHECK # 830108	\$992.03		\$2,423,669.83
12/05/2023	CHECK # 830077	\$4,789.60		\$2,418,880.23
12/06/2023	TRI-STATE PENS02 Pen Revers -SETT		\$22,130.00	\$2,441,010.23
12/06/2023	Transfer from DDA - Deposited to wrong account		\$619.78	\$2,441,630.01
12/06/2023	CHECK # 830039	\$507.02		\$2,441,122.99
12/06/2023	CHECK # 830094	\$106.32		\$2,441,016.67
12/06/2023	CHECK # 830076	\$111.92		\$2,440,904.75
12/06/2023	CHECK # 830155	\$128.29		\$2,440,776.46

Not for Profit Analysis-XXXXXX (continued)**Account Activity (continued)**

Post Date	Description	Debits	Credits	Balance
12/06/2023	CHECK # 830056	\$128.72		\$2,440,647.74
12/06/2023	CHECK # 830093	\$129.07		\$2,440,518.67
12/06/2023	CHECK # 830109	\$154.59		\$2,440,364.08
12/06/2023	CHECK # 830063	\$174.28		\$2,440,189.80
12/06/2023	CHECK # 830038	\$208.35		\$2,439,981.45
12/06/2023	CHECK # 830166	\$217.38		\$2,439,764.07
12/06/2023	CHECK # 830011	\$244.98		\$2,439,519.09
12/06/2023	CHECK # 830062	\$244.98		\$2,439,274.11
12/06/2023	CHECK # 830104	\$388.34		\$2,438,885.77
12/06/2023	CHECK # 830055	\$491.96		\$2,438,393.81
12/06/2023	CHECK # 830037	\$509.66		\$2,437,884.15
12/06/2023	CHECK # 830068	\$675.94		\$2,437,208.21
12/06/2023	CHECK # 830170	\$787.20		\$2,436,421.01
12/06/2023	CHECK # 830061	\$816.60		\$2,435,604.41
12/06/2023	CHECK # 830149	\$819.70		\$2,434,784.71
12/06/2023	CHECK # 830035	\$1,671.20		\$2,433,113.51
12/07/2023	Transfer to DDA - DEC23 Retiree Copay	\$2,298.00		\$2,430,815.51
12/07/2023	CHECK # 830069	\$39.22		\$2,430,776.29
12/07/2023	CHECK # 830102	\$132.82		\$2,430,643.47
12/07/2023	CHECK # 830143	\$179.45		\$2,430,464.02
12/07/2023	CHECK # 829985	\$193.02		\$2,430,271.00
12/07/2023	CHECK # 830092	\$203.20		\$2,430,067.80
12/07/2023	CHECK # 830074	\$226.76		\$2,429,841.04
12/07/2023	CHECK # 830147	\$384.90		\$2,429,456.14
12/07/2023	CHECK # 830139	\$512.62		\$2,428,943.52
12/07/2023	CHECK # 830123	\$541.47		\$2,428,402.05
12/07/2023	CHECK # 830103	\$587.93		\$2,427,814.12
12/07/2023	CHECK # 830057	\$816.40		\$2,426,997.72
12/07/2023	CHECK # 830129	\$1,069.22		\$2,425,928.50
12/07/2023	CHECK # 830145	\$1,416.06		\$2,424,512.44
12/08/2023	REMOTE DEPOSIT		\$243.43	\$2,424,755.87
12/08/2023	REMOTE DEPOSIT		\$530.12	\$2,425,285.99
12/08/2023	REMOTE DEPOSIT		\$1,057.95	\$2,426,343.94
12/08/2023	CHECK # 830168	\$89.22		\$2,426,254.72
12/08/2023	CHECK # 830079	\$120.56		\$2,426,134.16
12/08/2023	CHECK # 830090	\$126.43		\$2,426,007.73
12/08/2023	CHECK # 830183	\$406.28		\$2,425,601.45
12/08/2023	CHECK # 830174	\$1,619.71		\$2,423,981.74
12/08/2023	CHECK # 830181	\$1,768.70		\$2,422,213.04
12/11/2023	CHECK # 830066	\$71.22		\$2,422,141.82
12/11/2023	CHECK # 830160	\$92.63		\$2,422,049.19
12/11/2023	CHECK # 830185	\$97.88		\$2,421,951.31
12/11/2023	CHECK # 830150	\$131.00		\$2,421,820.31
12/11/2023	CHECK # 830082	\$150.00		\$2,421,670.31
12/11/2023	CHECK # 830111	\$166.35		\$2,421,503.96
12/11/2023	CHECK # 830040	\$166.68		\$2,421,337.28
12/11/2023	CHECK # 830095	\$249.94		\$2,421,087.34

Not for Profit Analysis-XXXXX (continued)**Account Activity (continued)**

Post Date	Description	Debits	Credits	Balance
12/11/2023	CHECK # 830006	\$267.53		\$2,420,819.81
12/11/2023	CHECK # 830182	\$291.20		\$2,420,528.61
12/11/2023	CHECK # 830177	\$312.90		\$2,420,215.71
12/11/2023	CHECK # 830088	\$389.26		\$2,419,826.45
12/11/2023	CHECK # 830162	\$394.38		\$2,419,432.07
12/11/2023	CHECK # 830178	\$503.30		\$2,418,928.77
12/11/2023	CHECK # 830029	\$678.42		\$2,418,250.35
12/11/2023	CHECK # 830067	\$901.21		\$2,417,349.14
12/11/2023	CHECK # 830128	\$997.60		\$2,416,351.54
12/12/2023	CHECK # 830127	\$78.33		\$2,416,273.21
12/12/2023	CHECK # 830133	\$117.02		\$2,416,156.19
12/12/2023	CHECK # 830159	\$136.42		\$2,416,019.77
12/12/2023	CHECK # 830117	\$137.39		\$2,415,882.38
12/12/2023	CHECK # 830049	\$140.40		\$2,415,741.98
12/12/2023	CHECK # 829917	\$187.12		\$2,415,554.86
12/12/2023	CHECK # 829817	\$193.82		\$2,415,361.04
12/12/2023	CHECK # 830154	\$300.43		\$2,415,060.61
12/12/2023	CHECK # 830188	\$302.70		\$2,414,757.91
12/12/2023	CHECK # 830110	\$381.74		\$2,414,376.17
12/12/2023	CHECK # 830099	\$400.00		\$2,413,976.17
12/12/2023	CHECK # 830141	\$1,131.92		\$2,412,844.25
12/12/2023	CHECK # 830180	\$1,197.36		\$2,411,646.89
12/12/2023	CHECK # 830186	\$1,221.00		\$2,410,425.89
12/13/2023	CHECK # 830112	\$555.56		\$2,409,870.33
12/13/2023	CHECK # 830096	\$661.82		\$2,409,208.51
12/13/2023	CHECK # 830072	\$672.74		\$2,408,535.77
12/13/2023	CHECK # 830132	\$1,002.49		\$2,407,533.28
12/13/2023	CHECK # 830148	\$1,128.31		\$2,406,404.97
12/14/2023	PAYMENT SAFEWAY INC TRN*		\$38,600.00	\$2,445,004.97
12/14/2023	PAYMENT SAFEWAY INC TRN*		\$38,750.00	\$2,483,754.97
12/14/2023	PAYMENT SAFEWAY INC TRN*		\$152,077.45	\$2,635,832.42
12/14/2023	PAYMENT SAFEWAY INC TRN*		\$201,881.75	\$2,837,714.17
12/14/2023	PAYMENT SAFEWAY INC TRN*		\$211,473.31	\$3,049,187.48
12/14/2023	PAYMENT SAFEWAY INC TRN*		\$354,067.90	\$3,403,255.38
12/14/2023	Transfer to DDA - to cover AP	\$100,000.00		\$3,303,255.38
12/14/2023	CHECK # 830134	\$37.83		\$3,303,217.55
12/14/2023	CHECK # 829789	\$160.35		\$3,303,057.20
12/14/2023	CHECK # 830120	\$160.35		\$3,302,896.85
12/14/2023	CHECK # 830187	\$167.02		\$3,302,729.83
12/14/2023	CHECK # 830122	\$560.00		\$3,302,169.83
12/14/2023	CHECK # 830184	\$1,996.26		\$3,300,173.57
12/15/2023	CHECK # 830136	\$89.22		\$3,300,084.35
12/15/2023	CHECK # 830121	\$148.43		\$3,299,935.92
12/15/2023	CHECK # 830197	\$605.50		\$3,299,330.42
12/18/2023	CHECK # 830179	\$339.89		\$3,298,990.53
12/18/2023	CHECK # 830047	\$379.84		\$3,298,610.69
12/18/2023	CHECK # 830175	\$577.00		\$3,298,033.69

Not for Profit Analysis-XXXXX (continued)**Account Activity (continued)**

Post Date	Description	Debits	Credits	Balance
12/18/2023	CHECK # 830176	\$919.28		\$3,297,114.41
12/18/2023	CHECK # 830196	\$1,048.10		\$3,296,066.31
12/18/2023	CHECK # 830195	\$1,204.24		\$3,294,862.07
12/19/2023	CHECK # 830050	\$105.97		\$3,294,756.10
12/19/2023	CHECK # 830193	\$123.94		\$3,294,632.16
12/19/2023	CHECK # 830192	\$228.30		\$3,294,403.86
12/19/2023	CHECK # 830142	\$853.97		\$3,293,549.89
12/20/2023	REMOTE DEPOSIT		\$6,879.30	\$3,300,429.19
12/20/2023	CHECK # 830137	\$537.97		\$3,299,891.22
12/21/2023	CHECK # 830190	\$151.26		\$3,299,739.96
12/21/2023	CHECK # 830097	\$211.73		\$3,299,528.23
12/22/2023	Incoming Wire From .UFCW TRI-STATE - CONT/DISB-SL		\$4,000,000.00	\$7,299,528.23
12/22/2023	CHECK # 830051	\$41.14		\$7,299,487.09
12/22/2023	CHECK # 830113	\$135.11		\$7,299,351.98
12/22/2023	CHECK # 830191	\$394.96		\$7,298,957.02
12/26/2023	CHECK # 29947	\$263.94		\$7,298,693.08
12/26/2023	CHECK # 829758	\$263.94		\$7,298,429.14
12/26/2023	CHECK # 830119	\$263.94		\$7,298,165.20
12/26/2023	CHECK # 830052	\$319.60		\$7,297,845.60
12/28/2023	Transfer to DDA - Cost Allocation 11.23	\$2,580.79		\$7,295,264.81
12/28/2023	Transfer to DDA - Time on Other Funds - 2022	\$40,474.24		\$7,254,790.57
12/28/2023	CHECK # 830054	\$1,046.24		\$7,253,744.33
12/29/2023	Transfer from DDA - Reverse 12.28.23 Tr. TOOF 2022		\$40,474.24	\$7,294,218.57
12/29/2023	Transfer from DDA - Time on Other Fund 2022		\$40,474.24	\$7,334,692.81
12/29/2023	Transfer to DDA - Reverse prev. Tr.	\$40,474.24		\$7,294,218.57
12/29/2023	Transfer to DDA - Time on Other Fund 2022	\$40,474.24		\$7,253,744.33
12/29/2023	TRI-STATE PENSIO PENSION-CK -SETT-	\$4,614,145.46		\$2,639,598.87
12/29/2023	CHECK # 830189	\$79.62		\$2,639,519.25
12/29/2023	CHECK # 830045	\$269.39		\$2,639,249.86
12/29/2023	INTEREST		\$9,190.69	\$2,648,440.55
12/29/2023	Ending Balance			\$2,648,440.55

Checks Cleared

Check Nbr	Date	Amount	Check Nbr	Date	Amount	Check Nbr	Date	Amount
29947	12/26/2023	\$263.94	830036	12/05/2023	\$296.86	830051	12/22/2023	\$41.14
829758*	12/26/2023	\$263.94	830037	12/06/2023	\$509.66	830052	12/26/2023	\$319.60
829789*	12/14/2023	\$160.35	830038	12/06/2023	\$208.35	830053	12/04/2023	\$963.75
829817*	12/12/2023	\$193.82	830039	12/06/2023	\$507.02	830054	12/28/2023	\$1,046.24
829830*	12/01/2023	\$193.02	830040	12/11/2023	\$166.68	830055	12/06/2023	\$491.96
829905*	12/05/2023	\$110.47	830041	12/04/2023	\$307.40	830056	12/06/2023	\$128.72
829917*	12/12/2023	\$187.12	830042	12/05/2023	\$240.29	830057	12/07/2023	\$816.40
829929*	12/01/2023	\$211.73	830043	12/04/2023	\$169.88	830058	12/05/2023	\$401.86
829937*	12/05/2023	\$286.60	830044	12/05/2023	\$129.92	830061*	12/06/2023	\$816.60
829953*	12/01/2023	\$560.00	830045	12/29/2023	\$269.39	830062	12/06/2023	\$244.98
829985*	12/07/2023	\$193.02	830046	12/05/2023	\$379.84	830063	12/06/2023	\$174.28
830006*	12/11/2023	\$267.53	830047	12/18/2023	\$379.84	830064	12/04/2023	\$688.47
830011*	12/06/2023	\$244.98	830048	12/05/2023	\$92.19	830065	12/05/2023	\$504.48
830029*	12/11/2023	\$678.42	830049	12/12/2023	\$140.40	830066	12/11/2023	\$71.22
830035*	12/06/2023	\$1,671.20	830050	12/19/2023	\$105.97	830067	12/11/2023	\$901.21

Not for Profit Analysis-XXXXX (continued)**Checks Cleared (continued)**

Check Nbr	Date	Amount	Check Nbr	Date	Amount	Check Nbr	Date	Amount
830068	12/06/2023	\$675.94	830116*	12/05/2023	\$301.05	830159	12/12/2023	\$136.42
830069	12/07/2023	\$39.22	830117	12/12/2023	\$137.39	830160	12/11/2023	\$92.63
830071*	12/05/2023	\$739.92	830118	12/05/2023	\$364.70	830161	12/05/2023	\$356.00
830072	12/13/2023	\$672.74	830119	12/26/2023	\$263.94	830162	12/11/2023	\$394.38
830073	12/05/2023	\$656.33	830120	12/14/2023	\$160.35	830163	12/05/2023	\$187.46
830074	12/07/2023	\$226.76	830121	12/15/2023	\$148.43	830164	12/05/2023	\$100.14
830076*	12/06/2023	\$111.92	830122	12/14/2023	\$560.00	830165	12/05/2023	\$980.15
830077	12/05/2023	\$4,789.60	830123	12/07/2023	\$541.47	830166	12/06/2023	\$217.38
830078	12/05/2023	\$156.19	830125*	12/05/2023	\$387.68	830168*	12/08/2023	\$89.22
830079	12/08/2023	\$120.56	830126	12/04/2023	\$32.40	830170*	12/06/2023	\$787.20
830080	12/04/2023	\$366.33	830127	12/12/2023	\$78.33	830171	12/04/2023	\$110.40
830082*	12/11/2023	\$150.00	830128	12/11/2023	\$997.60	830172	12/05/2023	\$923.30
830084*	12/05/2023	\$379.84	830129	12/07/2023	\$1,069.22	830173	12/04/2023	\$211.84
830088*	12/11/2023	\$389.26	830130	12/04/2023	\$141.07	830174	12/08/2023	\$1,619.71
830090*	12/08/2023	\$126.43	830131	12/05/2023	\$458.20	830175	12/18/2023	\$577.00
830091	12/05/2023	\$66.58	830132	12/13/2023	\$1,002.49	830176	12/18/2023	\$919.28
830092	12/07/2023	\$203.20	830133	12/12/2023	\$117.02	830177	12/11/2023	\$312.90
830093	12/06/2023	\$129.07	830134	12/14/2023	\$37.83	830178	12/11/2023	\$503.30
830094	12/06/2023	\$106.32	830135	12/05/2023	\$246.61	830179	12/18/2023	\$339.89
830095	12/11/2023	\$249.94	830136	12/15/2023	\$89.22	830180	12/12/2023	\$1,197.36
830096	12/13/2023	\$661.82	830137	12/20/2023	\$537.97	830181	12/08/2023	\$1,768.70
830097	12/21/2023	\$211.73	830138	12/05/2023	\$418.04	830182	12/11/2023	\$291.20
830099*	12/12/2023	\$400.00	830139	12/07/2023	\$512.62	830183	12/08/2023	\$406.28
830100	12/05/2023	\$153.56	830141*	12/12/2023	\$1,131.92	830184	12/14/2023	\$1,996.26
830101	12/05/2023	\$159.76	830142	12/19/2023	\$853.97	830185	12/11/2023	\$97.88
830102	12/07/2023	\$132.82	830143	12/07/2023	\$179.45	830186	12/12/2023	\$1,221.00
830103	12/07/2023	\$587.93	830145*	12/07/2023	\$1,416.06	830187	12/14/2023	\$167.02
830104	12/06/2023	\$388.34	830146	12/05/2023	\$198.64	830188	12/12/2023	\$302.70
830105	12/05/2023	\$159.64	830147	12/07/2023	\$384.90	830189	12/29/2023	\$79.62
830107*	12/05/2023	\$286.60	830148	12/13/2023	\$1,128.31	830190	12/21/2023	\$151.26
830108	12/05/2023	\$992.03	830149	12/06/2023	\$819.70	830191	12/22/2023	\$394.96
830109	12/06/2023	\$154.59	830150	12/11/2023	\$131.00	830192	12/19/2023	\$228.30
830110	12/12/2023	\$381.74	830151	12/05/2023	\$503.94	830193	12/19/2023	\$123.94
830111	12/11/2023	\$166.35	830153*	12/04/2023	\$193.02	830195*	12/18/2023	\$1,204.24
830112	12/13/2023	\$555.56	830154	12/12/2023	\$300.43	830196	12/18/2023	\$1,048.10
830113	12/22/2023	\$135.11	830155	12/06/2023	\$128.29	830197	12/15/2023	\$605.50
830114	12/04/2023	\$342.06	830158*	12/05/2023	\$146.60			

* Indicates skipped check number

Daily Balances

Date	Amount	Date	Amount	Date	Amount
12/01/2023	\$2,516,934.66	12/12/2023	\$2,410,425.89	12/21/2023	\$3,299,528.23
12/04/2023	\$2,434,806.54	12/13/2023	\$2,406,404.97	12/22/2023	\$7,298,957.02
12/05/2023	\$2,418,880.23	12/14/2023	\$3,300,173.57	12/26/2023	\$7,297,845.60
12/06/2023	\$2,433,113.51	12/15/2023	\$3,299,330.42	12/28/2023	\$7,253,744.33
12/07/2023	\$2,424,512.44	12/18/2023	\$3,294,862.07	12/29/2023	\$2,648,440.55
12/08/2023	\$2,422,213.04	12/19/2023	\$3,293,549.89		
12/11/2023	\$2,416,351.54	12/20/2023	\$3,299,891.22		

United Food & Commercial Workers Union
and Participating Food Industry Employers
Tri-State Pension Fund
30315 Walton Road Plymouth Meeting, PA 19462
Member: Tony H. Chatterjee - See Statement Summary

PAY TWO HUNDRED SIXTY-THREE AND 94/100
TO THE ORDER OF [REDACTED]

#B29947 #0360022474

\$263.94

United Food & Commercial Workers Union
and Participating Food Industry Employers
Tri-State Pension Fund
30315 Walton Road Plymouth Meeting, PA 19462
Member: Tony H. Chatterjee - See Statement Summary

PAY TWO HUNDRED SIXTY-THREE AND 94/100
TO THE ORDER OF [REDACTED]

#B29758 #0360022474

\$263.94

United Food & Commercial Workers Union
and Participating Food Industry Employers
Tri-State Pension Fund
30315 Walton Road Plymouth Meeting, PA 19462
Member: Tony H. Chatterjee - See Statement Summary

PAY ONE HUNDRED SIXTY AND 36/100
TO THE ORDER OF [REDACTED]

#B29789 #0360022474

\$160.35

United Food & Commercial Workers Union
and Participating Food Industry Employers
Tri-State Pension Fund
30315 Walton Road Plymouth Meeting, PA 19462
Member: Tony H. Chatterjee - See Statement Summary

PAY ONE HUNDRED NINETY-THREE AND 82/100
TO THE ORDER OF [REDACTED]

#B29817 #0360022474

\$193.82

United Food & Commercial Workers Union
and Participating Food Industry Employers
Tri-State Pension Fund
30315 Walton Road Plymouth Meeting, PA 19462
Member: Tony H. Chatterjee - See Statement Summary

PAY ONE HUNDRED NINETY-THREE AND 02/100
TO THE ORDER OF [REDACTED]

#B29830 #0360022474

\$193.02

United Food & Commercial Workers Union
and Participating Food Industry Employers
Tri-State Pension Fund
30315 Walton Road Plymouth Meeting, PA 19462
Member: Tony H. Chatterjee - See Statement Summary

PAY ONE HUNDRED TEN AND 47/100
TO THE ORDER OF [REDACTED]

#B29905 #0360022474

\$110.47

United Food & Commercial Workers Union
and Participating Food Industry Employers
Tri-State Pension Fund
30315 Walton Road Plymouth Meeting, PA 19462
Member: Tony H. Chatterjee - See Statement Summary

PAY ONE HUNDRED EIGHTY-SEVEN AND 12/100
TO THE ORDER OF [REDACTED]

#B29917 #0360022474

\$187.12

United Food & Commercial Workers Union
and Participating Food Industry Employers
Tri-State Pension Fund
30315 Walton Road Plymouth Meeting, PA 19462
Member: Tony H. Chatterjee - See Statement Summary

PAY TWO HUNDRED ELEVEN AND 73/100
TO THE ORDER OF [REDACTED]

#B29929 #0360022474

\$211.73

United Food & Commercial Workers Union
and Participating Food Industry Employers
Tri-State Pension Fund
30315 Walton Road Plymouth Meeting, PA 19462
Member: Tony H. Chatterjee - See Statement Summary

PAY TWO HUNDRED EIGHTY-SIX AND 80/100
TO THE ORDER OF [REDACTED]

#B29937 #0360022474

\$286.60

United Food & Commercial Workers Union
and Participating Food Industry Employers
Tri-State Pension Fund
30315 Walton Road Plymouth Meeting, PA 19462
Member: Tony H. Chatterjee - See Statement Summary

PAY FIVE HUNDRED SIXTY AND 00/100
TO THE ORDER OF [REDACTED]

#B29953 #0360022474

\$560.00

United Food & Commercial Workers Union
and Participating Food Industry Employers
Tri-State Pension Fund
30315 Walton Road Plymouth Meeting, PA 19462
Member: Tony H. Chatterjee - See Statement Summary

PAY ONE HUNDRED NINETY-THREE AND 02/100
TO THE ORDER OF [REDACTED]

#B29985 #0360022474

\$193.02

United Food & Commercial Workers Union
and Participating Food Industry Employers
Tri-State Pension Fund
30315 Walton Road Plymouth Meeting, PA 19462
Member: Tony H. Chatterjee - See Statement Summary

PAY TWO HUNDRED SIXTY-SEVEN AND 53/100
TO THE ORDER OF [REDACTED]

#B30006 #0360022474

\$267.53

United Food & Commercial Workers Union
and Participating Food Industry Employers
Tri-State Pension Fund
30315 Walton Road Plymouth Meeting, PA 19462
Member: Tony H. Chatterjee - See Statement Summary

PAY TWO HUNDRED FORTY-FOUR AND 86/100
TO THE ORDER OF [REDACTED]

#B30011 #0360022474

\$244.98

United Food & Commercial Workers Union
and Participating Food Industry Employers
Tri-State Pension Fund
30315 Walton Road Plymouth Meeting, PA 19462
Member: Tony H. Chatterjee - See Statement Summary

PAY SIX HUNDRED SEVENTY-EIGHT AND 42/100
TO THE ORDER OF [REDACTED]

#B30029 #0360022474

\$678.42

United Food & Commercial Workers Union
and Participating Food Industry Employers
Tri-State Pension Fund
30315 Walton Road Plymouth Meeting, PA 19462
Member: Tony H. Chatterjee - See Statement Summary

PAY ONE THOUSAND SIX HUNDRED SEVENTY-ONE AND 25/100
TO THE ORDER OF [REDACTED]

#B30035 #0360022474

\$1,671.20

United Food & Commercial Workers Union
and Participating Food Industry Employers
Tri-State Pension Fund
30315 Walton Road Plymouth Meeting, PA 19462
Member: Tony H. Chatterjee - See Statement Summary

PAY TWO HUNDRED NINETY-SIX AND 88/100
TO THE ORDER OF [REDACTED]

#B30036 #0360022474

\$296.86

United Food & Commercial Workers Union
and Participating Food Industry Employers
Tri-State Pension Fund
30315 Walton Road Plymouth Meeting, PA 19462
Member: Tony H. Chatterjee - See Statement Summary

PAY FIVE HUNDRED NINE AND 86/100
TO THE ORDER OF [REDACTED]

#B30037 #0360022474

\$509.66

United Food & Commercial Workers Union
and Participating Food Industry Employers
Tri-State Pension Fund
30315 Walton Road Plymouth Meeting, PA 19462
Member: Tony H. Chatterjee - See Statement Summary

PAY TWO HUNDRED EIGHT AND 35/100
TO THE ORDER OF [REDACTED]

#B30038 #0360022474

\$208.35

United Food & Commercial Workers Union
and Participating Food Industry Employers
Tri-State Pension Fund
30318 Walton Road Plymouth Meeting, PA 19462
Howard H. Yang, R. Chatter, Dan DeLoach, Secretary

DATE	AMOUNT	CHECK NO.	DATE
12/29/2023	\$507.02	830039	12/29/2023

PAY FIVE HUNDRED SEVEN AND 02/100
TO THE ORDER OF [REDACTED]

#830039 #0360022476

#830039 \$507.02

United Food & Commercial Workers Union
and Participating Food Industry Employers
Tri-State Pension Fund
30318 Walton Road Plymouth Meeting, PA 19462
Howard H. Yang, R. Chatter, Dan DeLoach, Secretary

DATE	AMOUNT	CHECK NO.	DATE
12/29/2023	\$166.68	830040	12/29/2023

PAY ONE HUNDRED SIXTY-SIX AND 68/100
TO THE ORDER OF [REDACTED]

#830040 #0360022476

#830040 \$166.68

United Food & Commercial Workers Union
and Participating Food Industry Employers
Tri-State Pension Fund
30318 Walton Road Plymouth Meeting, PA 19462
Howard H. Yang, R. Chatter, Dan DeLoach, Secretary

DATE	AMOUNT	CHECK NO.	DATE
12/29/2023	\$307.40	830041	12/29/2023

PAY THREE HUNDRED SEVEN AND 40/100
TO THE ORDER OF [REDACTED]

#830041 #0360022476

#830041 \$307.40

United Food & Commercial Workers Union
and Participating Food Industry Employers
Tri-State Pension Fund
30318 Walton Road Plymouth Meeting, PA 19462
Howard H. Yang, R. Chatter, Dan DeLoach, Secretary

DATE	AMOUNT	CHECK NO.	DATE
12/29/2023	\$240.29	830042	12/29/2023

PAY TWO HUNDRED FORTY-NINE AND 29/100
TO THE ORDER OF [REDACTED]

#830042 #0360022476

#830042 \$240.29

United Food & Commercial Workers Union
and Participating Food Industry Employers
Tri-State Pension Fund
30318 Walton Road Plymouth Meeting, PA 19462
Howard H. Yang, R. Chatter, Dan DeLoach, Secretary

DATE	AMOUNT	CHECK NO.	DATE
12/29/2023	\$169.88	830043	12/29/2023

PAY ONE HUNDRED SIXTY-NINE AND 88/100
TO THE ORDER OF [REDACTED]

#830043 #0360022476

#830043 \$169.88

United Food & Commercial Workers Union
and Participating Food Industry Employers
Tri-State Pension Fund
30318 Walton Road Plymouth Meeting, PA 19462
Howard H. Yang, R. Chatter, Dan DeLoach, Secretary

DATE	AMOUNT	CHECK NO.	DATE
12/29/2023	\$129.92	830044	12/29/2023

PAY ONE HUNDRED TWENTY-NINE AND 92/100
TO THE ORDER OF [REDACTED]

#830044 #0360022476

#830044 \$129.92

United Food & Commercial Workers Union
and Participating Food Industry Employers
Tri-State Pension Fund
30318 Walton Road Plymouth Meeting, PA 19462
Howard H. Yang, R. Chatter, Dan DeLoach, Secretary

DATE	AMOUNT	CHECK NO.	DATE
12/29/2023	\$269.39	830045	12/29/2023

PAY TWO HUNDRED SIXTY-NINE AND 39/100
TO THE ORDER OF [REDACTED]

#830045 #0360022476

#830045 \$269.39

United Food & Commercial Workers Union
and Participating Food Industry Employers
Tri-State Pension Fund
30318 Walton Road Plymouth Meeting, PA 19462
Howard H. Yang, R. Chatter, Dan DeLoach, Secretary

DATE	AMOUNT	CHECK NO.	DATE
12/29/2023	\$379.84	830046	12/29/2023

PAY THREE HUNDRED SEVENTY-NINE AND 84/100
TO THE ORDER OF [REDACTED]

#830046 #0360022476

#830046 \$379.84

United Food & Commercial Workers Union
and Participating Food Industry Employers
Tri-State Pension Fund
30318 Walton Road Plymouth Meeting, PA 19462
Howard H. Yang, R. Chatter, Dan DeLoach, Secretary

DATE	AMOUNT	CHECK NO.	DATE
12/29/2023	\$379.84	830047	12/29/2023

PAY THREE HUNDRED SEVENTY-NINE AND 84/100
TO THE ORDER OF [REDACTED]

#830047 #0360022476

#830047 \$379.84

United Food & Commercial Workers Union
and Participating Food Industry Employers
Tri-State Pension Fund
30318 Walton Road Plymouth Meeting, PA 19462
Howard H. Yang, R. Chatter, Dan DeLoach, Secretary

DATE	AMOUNT	CHECK NO.	DATE
12/29/2023	\$92.19	830048	12/29/2023

PAY NINETY-TWO AND 19/100
TO THE ORDER OF [REDACTED]

#830048 #0360022476

#830048 \$92.19

United Food & Commercial Workers Union
and Participating Food Industry Employers
Tri-State Pension Fund
30318 Walton Road Plymouth Meeting, PA 19462
Howard H. Yang, R. Chatter, Dan DeLoach, Secretary

DATE	AMOUNT	CHECK NO.	DATE
12/29/2023	\$140.40	830049	12/29/2023

PAY ONE HUNDRED FORTY AND 40/100
TO THE ORDER OF [REDACTED]

#830049 #0360022476

#830049 \$140.40

United Food & Commercial Workers Union
and Participating Food Industry Employers
Tri-State Pension Fund
30318 Walton Road Plymouth Meeting, PA 19462
Howard H. Yang, R. Chatter, Dan DeLoach, Secretary

DATE	AMOUNT	CHECK NO.	DATE
12/29/2023	\$105.97	830050	12/29/2023

PAY ONE HUNDRED FIVE AND 97/100
TO THE ORDER OF [REDACTED]

#830050 #0360022476

#830050 \$105.97

United Food & Commercial Workers Union
and Participating Food Industry Employers
Tri-State Pension Fund
30318 Walton Road Plymouth Meeting, PA 19462
Howard H. Yang, R. Chatter, Dan DeLoach, Secretary

DATE	AMOUNT	CHECK NO.	DATE
12/29/2023	\$41.14	830051	12/29/2023

PAY FORTY-ONE AND 14/100
TO THE ORDER OF [REDACTED]

#830051 #0360022476

#830051 \$41.14

United Food & Commercial Workers Union
and Participating Food Industry Employers
Tri-State Pension Fund
30318 Walton Road Plymouth Meeting, PA 19462
Howard H. Yang, R. Chatter, Dan DeLoach, Secretary

DATE	AMOUNT	CHECK NO.	DATE
12/29/2023	\$319.60	830052	12/29/2023

PAY THREE HUNDRED NINETEEN AND 60/100
TO THE ORDER OF [REDACTED]

#830052 #0360022476

#830052 \$319.60

United Food & Commercial Workers Union
and Participating Food Industry Employers
Tri-State Pension Fund
30318 Walton Road Plymouth Meeting, PA 19462
Howard H. Yang, R. Chatter, Dan DeLoach, Secretary

DATE	AMOUNT	CHECK NO.	DATE
12/29/2023	\$963.75	830053	12/29/2023

PAY NINE HUNDRED SIXTY-THREE AND 75/100
TO THE ORDER OF [REDACTED]

#830053 #0360022476

#830053 \$963.75

United Food & Commercial Workers Union
and Participating Food Industry Employers
Tri-State Pension Fund
30318 Walton Road Plymouth Meeting, PA 19462
Howard H. Yang, R. Chatter, Dan DeLoach, Secretary

DATE	AMOUNT	CHECK NO.	DATE
12/29/2023	\$1,046.24	830054	12/29/2023

PAY ONE THOUSAND FORTY-SIX AND 24/100
TO THE ORDER OF [REDACTED]

#830054 #0360022476

#830054 \$1,046.24

United Food & Commercial Workers Union
and Participating Food Industry Employers
Tri-State Pension Fund
30318 Walton Road Plymouth Meeting, PA 19462
Howard H. Yang, R. Chatter, Dan DeLoach, Secretary

DATE	AMOUNT	CHECK NO.	DATE
12/29/2023	\$491.96	830055	12/29/2023

PAY FOUR HUNDRED NINETY-ONE AND 96/100
TO THE ORDER OF [REDACTED]

#830055 #0360022476

#830055 \$491.96

United Food & Commercial Workers Union
and Participating Food Industry Employers
Tri-State Pension Fund
30318 Walton Road Plymouth Meeting, PA 19462
Howard H. Yang, R. Chatter, Dan DeLoach, Secretary

DATE	AMOUNT	CHECK NO.	DATE
12/29/2023	\$128.72	830056	12/29/2023

PAY ONE HUNDRED TWENTY-EIGHT AND 72/100
TO THE ORDER OF [REDACTED]

#830056 #0360022476

#830056 \$128.72

United Food & Commercial Workers Union and Participating Food Industry Employees 30318 Walton Road Plymouth Meeting, PA 19062 Attention: Payroll Department (610) 261-0000	Requested Date 11/19/98		DATE 11/19/98
	Order Number ***816.40	Estimated 820037	DATE 12/01/2023
	VOID AFTER 90 DAYS		
	PAY		

EIGHT HUNDRED SIXTEEN AND 40/100

TO THE ORDER OF

[Redacted]

[Signature]

[Signature]

[Redacted]

#830051* 003600012474 [Redacted]

#830057

\$816.40

United Food & Commercial Workers Union and Participating Food Industry Employees Tri-State Pension Plan 200 N. Western Road Plymouth Meeting, PA 19462 National "Single" Plan - Non-Contributory Plan		PAYROLL DATA Employer, PA 1902	NEW 307
CHECK NUMBER #830058	CHECK NO. 830058	DATE 12/16/2023	
VOID AFTER 90 DAYS			
PAY TO THE ORDER OF FOUR HUNDRED ONE AND 98/100			
TO THE ORDER OF [Redacted] #830058 #03600 2 24 74 [Redacted]			

United Food & Commercial Workers Union and Participating Food Industry Employers Tri-State Pension Fund 303 W Main St Plymouth Meeting, PA 19062 Attention: Payroll Services Call: 610-261-1000		Re-Entry Fee: \$1.00 PIN: 1033 001	
ORDER NUMBER	CHECK #	DATE	
*****BLVD	830061	12/61/2023	
YOUR ORDER NO. DATE			
PAY TO THE ORDER OF			
EIGHT HUNDRED SIXTEEN AND 00/100			
\$830061 403600 224 74			

[illegible]

United Food & Commercial Workers Union and Participating Food Industry Employees Tri-State Pension Fund 335 E. Wacker Road, Plymouth Meeting, PA 19062 <small>Member Since 01/01/2000 (01/01/2000)</small>		Payable Bank PNC Financial, PA 19103	
BANK NAME ***B17-2400	CHECK NO. 500005	DATE 12/17/2023	
VOID AFTER 90 DAYS			


PAY TO THE ORDER OF XXXXXXXXXXXXXXXXXXXX


ONE HUNDRED SEVENTY-FOUR AND 28/100




#B30063# HQ36002 24742 XXXXXXXXXXXX


#830063
\$174.28

United Food & Commercial Workers Union and Participating Food Industry Employers Tin State Pension Fund 20318 Wilson Road Plymouth Meeting, PA 19062 <small>Member of National Council Charitable, Non-Profit</small>		Republic Bank PHILADELPHIA, PA 19103 3291 <small>ESTD 1826</small>
Order Number ***6886.47	Order Date 1/30/64	Order 12/10/2323
VOID AFTER DEBIT		

PAY TO THE ORDER OF 

SIX HUNDRED EIGHTY-EIGHT AND 47/100 

#830064* 1036022470 

#830064

United Food & Commercial Workers Union
and Participating Food Industry Employers
Fe-Siba Pension Fund
30318 Watson Road Plymouth Meeting, PA 19462
Member of United Food & Commercial Workers

Revised Form
Prescribed by IRS 12/10

GROUP NUMBER	EMPLOYEE	DATE
***5504-48	550055	12/31/2013

VPC ATTED BY 55178

PAY
TO THE
ORDER OF

FIVE THOUSAND FOUR AND 48/100 *****
Handwritten signature
5504-48

⑆30065⑆ ⑆03800247⑆ [Redacted]

#830065 \$504.48

[illegible]

United Food & Commercial Workers Union
and Participating Food Industry Employers
Tri-State Pension Fund
10318 Walnut Road Plymouth Meeting, PA 19068
Health Plan: Group-Term Life Insurance - Member

Receipt Date: 12/19/03
12/24/03

GROUP PLAN	GROUP ID	DATE
*****B0121	020007	12/01/2003

NOE STATE SERVICE

PAY TO THE ORDER OF

NINE HUNDRED ONE AND 21/100

830067 8300029476

#830067 \$901.21

United Food & Commercial Workers Union
Participating Food Industry Employees
Thi-Share Pension Fund
3038 Walnut Road Plymouth Meeting, PA 19062
(Atlantic Rte. to 2 Center, 2nd Center, 2nd Street)



Account No. 19062000000000000000
PAYEE NO. 19062000000000000000
PAYEE NAME THI-SHARE PENSION FUND
PAYEE ADDRESS 3038 WALNUT ROAD
PAYEE CITY PLYMOUTH MEETING
PAYEE STATE PA
PAYEE ZIP 19062






PAY TO THE ORDER OF [REDACTED]

ONE HUNDRED SEVENTY-FIVE AND 94/100 *****
[Signature]
[Signature]

#830058# 0036002476 [REDACTED]

#830068 \$675.94

United Food & Commercial Workers Union and Participating Food Industry Employers Tri-State Pension Fund 307B Walnut Road Plymouth Meeting, PA 19062 <small>(Member of United Food & Commercial Workers Local 102)</small>		Affiliate Name: PHILADELPHIA, PA 19102 STX# 907	
CREDIT ADVANCE	CHECK NO.	DATE	
\$30.22	800005	12-11-2023	
VOTE AFTER SIX DAYS			
PAY TO THE ORDER OF THIRTY-NINE AND 22/100 ***** <i>[Signature]</i> <i>a.k.hall</i> 			
#830069 #036002476 			
#830069		\$39.22	

United Food & Commercial Workers Union and Participating Food Industry Employers Tri-State Pension Fund 30318 Vinton Road Plymouth Meeting, PA 19062 Branch 714 in Charge: Joe DeMott, Secretary		Receipt Date: 3/24/94 Processing PA 0102 3807	
ORDER NUMBER	CREDIT VOUCHER	DATE	
*****739.92	030071	12/01/92(3)	
VOID AFTER 90 DAYS			
PAY TO THE ORDER OF		SEVEN HUNDRED THIRTY-NINE AND 92/100    	
#6300714 #0360029474			

United Food & Commercial Workers Union
and Participating Food Industry Employers
1415-BE Boulevard
3218 North Ridge Road Plymouth Heights, PA 15102
Attention: Tanya S. Berman, Secretary

RECEIVED
PA Department of
Revenues
PA 15105

10-20
10-20

ISSUE DATE	ISSUE UNIT	CN
6/20/72	630672	187-16023

NO DUPLICATES

PAY
TO THE
ORDER OF

SIX HUNDRED SEVENTY-TWO AND 74/100

Handwritten signature

#830072# 403500 22474

#830072 \$672.74

United Food & Commercial Workers Union
and Participating Food Industry Employers
To: State Board of Equalization
1000 Bank Road Plymouth Meeting, PA 19062
Please Print Name: [REDACTED]

PAID BY: [REDACTED]
PAID TO: [REDACTED]
DATE: 12/01/2003

PAY TO THE ORDER OF: [REDACTED]

SIX HUNDRED FIFTY-SIX AND 33/100

Handwritten: *Waffle*
o'hall

⑆30093⑆ 40360022474⑆ [REDACTED]

#830073 \$656.33

United Food & Commercial Workers Union and Participating Food Industry Employers Trade Show Meeting #400 3000 Westchester, Cincinnati Meeting #400 #400 Meeting #400 #400 #400 #400		TABLE NO. 17 TABLE NO. 17 TABLE NO. 17 TABLE NO. 17
ORDER NO. #830074	TABLE NO. #830074	TABLE NO. #830074
DATE AFTER 8-15-74 TWO HUNDRED TWENTY-SIX AND 75/100		
TO THE ORDER OF [Redacted]		
#830074 #830074 #830074 #830074		

United Food & Commercial Workers Union
and Participating Food Industry Employer
Tri-State Division Fund
50318 Watson Road Plymouth Meeting PA 19062
Issued by Thomas R. DeCherrie, Treasurer, Secretary

Revised New
Pension Plan No. 1632

3.25%
2004

Single Amount	Roll-Over	Check
*****111.82	000076	1/01/2003

000 47178 944174

PAY
TO THE
ORDER OF

ONE HUNDRED ELEVEN AND 82/100

DeCherrie
a. m. c.

000 47178 944174

#830076# 1038002247#

#830076 \$111.92

United Food & Commercial Workers Union
and Participating Food Industry Employers
Tri-State Pension Fund
30018 Main Road Plymouth Meeting, PA 19062
Special to: Virginia L. Davis, Inc. Maryland, Inc. New York

Payroll Book
Mothers, PA 19062

CHECK NUMBER		CHECK DATE
*****84788.00	850277	10/10/2003

VCC APR 03 09 24 PM

PAY TO THE ORDER OF




FOUR THOUSAND SEVEN HUNDRED EIGHTY-AND 00/100 *****

Virginia L. Davis, Inc.
a-hall

⑈830077⑈ ⑈03603247⑈

#830077 \$4,789.60

United Food & Commercial Workers Union and Pension Fund Industry Employees Tri-State Pension Plan		Receipt No. _____ Reference No. RA 91-23	
30318 Watson Road Plymouth MNHDA, PA 14622			
Member's Name: Mr. Charles W. Heston Member Number:		MEMBER NAME	MEMBER NO.
		*****196.19	830078
			12C102623
		VOID AFTER USE IN DATA	

PAY TO THE ORDER OF ONE HUNDRED FIFTY-SIX AND 18/100 *****

Rogge
A. Hall
 83 

#830078# 103360022470 *****#

United Food & Commercial Workers Union
and Participating Food Industry Employers
Tri-State Pension Fund
30318 Walnut Road Plymouth Meeting, PA 19462
Member: Tony G. Chatterjee - San Francisco, Kentucky

Payable Date: 12/29/2023
3.25%
12/29/2023

CHECK NUMBER	CHECK AMT	DATE
830079	120.56	12/01/2023

V001 AFTER 90 DAYS

PAY ONE HUNDRED TWENTY AND 56/100
TO THE ORDER OF [REDACTED]

#830079 #0360022476

United Food & Commercial Workers Union
and Participating Food Industry Employers
Tri-State Pension Fund
30318 Walnut Road Plymouth Meeting, PA 19462
Member: Tony G. Chatterjee - San Francisco, Kentucky

Payable Date: 12/29/2023
3.25%
12/29/2023

CHECK NUMBER	CHECK AMT	DATE
830080	366.33	12/01/2023

V001 AFTER 90 DAYS

PAY THREE HUNDRED SIXTY-SIX AND 33/100
TO THE ORDER OF [REDACTED]

#830080 #0360022476

United Food & Commercial Workers Union
and Participating Food Industry Employers
Tri-State Pension Fund
30318 Walnut Road Plymouth Meeting, PA 19462
Member: Tony G. Chatterjee - San Francisco, Kentucky

Payable Date: 12/29/2023
3.25%
12/01/2023

CHECK NUMBER	CHECK AMT	DATE
830082	150.00	12/01/2023

V001 AFTER 90 DAYS

PAY ONE HUNDRED FIFTY AND 00/100
TO THE ORDER OF [REDACTED]

#830082 #0360022476

United Food & Commercial Workers Union
and Participating Food Industry Employers
Tri-State Pension Fund
30318 Walnut Road Plymouth Meeting, PA 19462
Member: Tony G. Chatterjee - San Francisco, Kentucky

Payable Date: 12/29/2023
3.25%
12/01/2023

CHECK NUMBER	CHECK AMT	DATE
830084	379.84	12/01/2023

V001 AFTER 90 DAYS

PAY THREE HUNDRED SEVENTY-NINE AND 84/100
TO THE ORDER OF [REDACTED]

#830084 #0360022476

United Food & Commercial Workers Union
and Participating Food Industry Employers
Tri-State Pension Fund
30318 Walnut Road Plymouth Meeting, PA 19462
Member: Tony G. Chatterjee - San Francisco, Kentucky

Payable Date: 12/29/2023
3.25%
12/01/2023

CHECK NUMBER	CHECK AMT	DATE
830088	389.26	12/01/2023

V001 AFTER 90 DAYS

PAY THREE HUNDRED EIGHTY-NINE AND 26/100
TO THE ORDER OF [REDACTED]

#830088 #0360022476

United Food & Commercial Workers Union
and Participating Food Industry Employers
Tri-State Pension Fund
30318 Walnut Road Plymouth Meeting, PA 19462
Member: Tony G. Chatterjee - San Francisco, Kentucky

Payable Date: 12/29/2023
3.25%
12/01/2023

CHECK NUMBER	CHECK AMT	DATE
830090	126.43	12/01/2023

V001 AFTER 90 DAYS

PAY ONE HUNDRED TWENTY-SIX AND 43/100
TO THE ORDER OF [REDACTED]

#830090 #0360022476

United Food & Commercial Workers Union
and Participating Food Industry Employers
Tri-State Pension Fund
30318 Walnut Road Plymouth Meeting, PA 19462
Member: Tony G. Chatterjee - San Francisco, Kentucky

Payable Date: 12/29/2023
3.25%
12/01/2023

CHECK NUMBER	CHECK AMT	DATE
830091	66.58	12/01/2023

V001 AFTER 90 DAYS

PAY SIXTY-SIX AND 58/100
TO THE ORDER OF [REDACTED]

#830091 #0360022476

United Food & Commercial Workers Union
and Participating Food Industry Employers
Tri-State Pension Fund
30318 Walnut Road Plymouth Meeting, PA 19462
Member: Tony G. Chatterjee - San Francisco, Kentucky

Payable Date: 12/29/2023
3.25%
12/01/2023

CHECK NUMBER	CHECK AMT	DATE
830092	203.20	12/01/2023

V001 AFTER 90 DAYS

PAY TWO HUNDRED THREE AND 20/100
TO THE ORDER OF [REDACTED]

#830092 #0360022476

United Food & Commercial Workers Union
and Participating Food Industry Employers
Tri-State Pension Fund
30318 Walnut Road Plymouth Meeting, PA 19462
Member: Tony G. Chatterjee - San Francisco, Kentucky

Payable Date: 12/29/2023
3.25%
12/01/2023

CHECK NUMBER	CHECK AMT	DATE
830093	129.07	12/01/2023

V001 AFTER 90 DAYS

PAY ONE HUNDRED TWENTY-NINE AND 07/100
TO THE ORDER OF [REDACTED]

#830093 #0360022476

United Food & Commercial Workers Union
and Participating Food Industry Employers
Tri-State Pension Fund
30318 Walnut Road Plymouth Meeting, PA 19462
Member: Tony G. Chatterjee - San Francisco, Kentucky

Payable Date: 12/29/2023
3.25%
12/01/2023

CHECK NUMBER	CHECK AMT	DATE
830094	106.32	12/01/2023

V001 AFTER 90 DAYS

PAY ONE HUNDRED SIX AND 32/100
TO THE ORDER OF [REDACTED]

#830094 #0360022476

United Food & Commercial Workers Union
and Participating Food Industry Employers
Tri-State Pension Fund
30318 Walnut Road Plymouth Meeting, PA 19462
Member: Tony G. Chatterjee - San Francisco, Kentucky

Payable Date: 12/29/2023
3.25%
12/01/2023

CHECK NUMBER	CHECK AMT	DATE
830095	249.94	12/01/2023

V001 AFTER 90 DAYS

PAY TWO HUNDRED FORTY-NINE AND 94/100
TO THE ORDER OF [REDACTED]

#830095 #0360022476

United Food & Commercial Workers Union
and Participating Food Industry Employers
Tri-State Pension Fund
30318 Walnut Road Plymouth Meeting, PA 19462
Member: Tony G. Chatterjee - San Francisco, Kentucky

Payable Date: 12/29/2023
3.25%
12/01/2023

CHECK NUMBER	CHECK AMT	DATE
830096	661.82	12/01/2023

V001 AFTER 90 DAYS

PAY SIX HUNDRED SIXTY-ONE AND 82/100
TO THE ORDER OF [REDACTED]

#830096 #0360022476

United Food & Commercial Workers Union
and Participating Food Industry Employers
Tri-State Pension Fund
30318 Walnut Road Plymouth Meeting, PA 19462
Member: Tony G. Chatterjee - San Francisco, Kentucky

Payable Date: 12/29/2023
3.25%
12/01/2023

CHECK NUMBER	CHECK AMT	DATE
830097	211.73	12/01/2023

V001 AFTER 90 DAYS

PAY TWO HUNDRED ELEVEN AND 73/100
TO THE ORDER OF [REDACTED]

#830097 #0360022476

United Food & Commercial Workers Union
and Participating Food Industry Employers
Tri-State Pension Fund
30318 Walnut Road Plymouth Meeting, PA 19462
Member: Tony G. Chatterjee - San Francisco, Kentucky

Payable Date: 12/29/2023
3.25%
12/01/2023

CHECK NUMBER	CHECK AMT	DATE
830099	400.00	12/01/2023

V001 AFTER 90 DAYS

PAY FOUR HUNDRED AND 00/100
TO THE ORDER OF [REDACTED]

#830099 #0360022476

United Food & Commercial Workers Union
and Participating Food Industry Employers
Tri-State Pension Fund
30318 Walnut Road Plymouth Meeting, PA 19462
Member: Tony G. Chatterjee - San Francisco, Kentucky

Payable Date: 12/29/2023
3.25%
12/01/2023

CHECK NUMBER	CHECK AMT	DATE
830100	153.56	12/01/2023

V001 AFTER 90 DAYS

PAY ONE HUNDRED FIFTY-THREE AND 56/100
TO THE ORDER OF [REDACTED]

#830100 #0360022476

United Food & Commercial Workers Union
and Participating Food Industry Employers
Tri-State Pension Fund
30318 Walnut Road Plymouth Meeting, PA 19462
Member: Tony G. Chatterjee - San Francisco, Kentucky

Payable Date: 12/29/2023
3.25%
12/01/2023

CHECK NUMBER	CHECK AMT	DATE
830101	159.76	12/01/2023

V001 AFTER 90 DAYS

PAY ONE HUNDRED FIFTY-NINE AND 76/100
TO THE ORDER OF [REDACTED]

#830101 #0360022476

United Food & Commercial Workers Union
and Participating Food Industry Employers
Tri-State Pension Fund
30318 Walnut Road Plymouth Meeting, PA 19462
Member: Tony G. Chatterjee - San Francisco, Kentucky

Payable Date: 12/29/2023
3.25%
12/01/2023

CHECK NUMBER	CHECK AMT	DATE
830102	132.82	12/01/2023

V001 AFTER 90 DAYS

PAY ONE HUNDRED THIRTY-TWO AND 82/100
TO THE ORDER OF [REDACTED]

#830102 #0360022476

United Food & Commercial Workers Union
and Participating Food Industry Employers
Tri-State Pension Fund
30318 Walnut Road Plymouth Meeting, PA 19462
Member: Tony G. Chatterjee - San Francisco, Kentucky

Payable Date: 12/29/2023
3.25%
12/01/2023

CHECK NUMBER	CHECK AMT	DATE
830103	587.93	12/01/2023

V001 AFTER 90 DAYS

PAY FIVE HUNDRED EIGHTY-SEVEN AND 93/100
TO THE ORDER OF [REDACTED]

#830103 #0360022476

United Food & Commercial Workers Union
and
Participating Food Industry Employers
Tri-State Pension Fund
303 S. Walter Road Plymouth, PA 15002
Branch of: Young & Rubicam - Jackson Heights, New York

RECEIVED
FEBRUARY 18, 1993
\$251.00

CHECK NUMBER	CHECKED	DATE
***8342.24	8/21/94	12/31/9083

VOID AFTER 12/31/94

PAY
TO THE ORDER OF

THREE HUNDRED EIGHTY-FOUR AND 34/100 *****
William
Chaffee
[Stamp]

#830101# 403600022476 [Redacted]

#830104 \$388.34

United Food & Commercial Workers Union and Participating Food Industry Employers TY-Quita Pension Fund 323 N. Walton Road Plymouth Meeting, PA 19442 Attention: Financial Director The National Bank		Republic Bank Philadelphia, Pa. 19106 215-581-1300	
CHECK NUMBER *****1380-64*****		CHECK DATE 05/01/90	
CHECK AMOUNT \$271,000.00		CHECK NUMBER 12871-00023	
YOUR APPLICABLE DATE			

PAY TO THE ORDER OF **ONE HUNDRED FIFTY-THREE AND 64/100 *******
Raffaele
Amore
 \$271,000.00

#830105 40360022476 [REDACTED]

[illegible]

United Food & Commercial Workers Union
and Participating Food Industry Employers
Tri-State Pension Trust
00318 Walnut Road Plymouth Meeting, PA 19066
Sponsor: Tri-State Employees' Pension Insurance Company

Check Number: 830108
Check Date: 03/10/2011
Check Amount: \$992.03
Check Type: PAYROLL
Check Status: PAID
Check Reference: 003180108

PAY
TO THE ORDER OF
[Redacted]
[Redacted]
#830108# 003180108 21471 [Redacted]

\$992.03

United Food & Commercial Workers Union
and Participating Food Industry Employers
To-State Pension Fund
35318 Walker Road Plymouth Meeting, PA 19062
Member of United Food & Commercial Workers

Payable Date: 12/15/2013
Payable To: 12/15/2013

CHECK NUMBER	CHECKED DATE	DATE
018439	03/01/19	12/15/2013

VOID AFTER 60 DAYS

PAY TO THE ORDER OF ONE HUNDRED FIFTY-FOUR AND 00/100


Walter
Walter


MEMBER ID: 830109

#830109 #D 3602 224 72


United Food & Commercial Workers Union and Participating Food Industry Employers Tri-State Pension Fund 303 S Weston Road Plymouth Meeting, PA 19062 Attention: Irving H. Glickman (610) 261-0000		Remitted By Pittsburgh PA 15103		\$296.50*
		CHECK NUMBER 001014	DATE 10/01/2003	
PAY TO THE ORDER OF [Redacted]		\$\$\$830110		
PAY THREE HUNDRED EIGHTY-ONE AND 74/100		[Signature] [Signature] [Stamp: OCT 1 2003]		
#830110 00360027474 [Redacted]		#830110 \$381.74		

United Food & Commercial Workers Union and Participating Food Industry Employers Tri-State Pension Fund 803 B Washington Parkway Meeting, PA 15468 <small>Member of Tri-State Council for Retirement Security</small>		Schedule Rate 1546800000 PA 1503 3000
EFFECTIVE 8/20/11	***CARRIER*** 820111	***DATE*** 12/31/2010
VOID AFTER 90 DAYS		

PAY TO THE ORDER OF 

ONE HUNDRED SIXTY-SIX AND 36/100 

W. J. Hall
W. J. Hall

#830111 # 033600 2247# 

#830111 \$166.35

[illegible]

United Food & Commercial Workers Union and Food Industry Employees Trust-States Pension Fund 3018 Wabash Road Plymouth Meeting, PA 19062 <small>Issued by Trustee, Bureau of Information Services</small>		Rec'd Back Plymouth, PA 19109 ISS# 1042
GRAND TOTAL \$\$\$188.11	206426111 850 118	DATE 10/01/2009 10/01/2009
YOUR COPY OF STATE		

PAY TO THE ORDER OF XXXXXXXXXXXXXXXXXXXX

ONE HUNDRED THIRTY-FIVE AND 11/100 XXXXXXXXXXXXXXXXXXXX

\$188.11

#830113 403600 29474

\$135.11

[illegible]

United Food & Commercial Workers Union and Participating Food Industry Employers		Invoice Date: _____ Invoice #:	
Tri-State Pension Fund 325 Westwood Avenue Atlantic City, NJ 08401-4000		Date: _____ Period: _____	
		***\$31.05	830116 12/01/2003
PAY TO THE ORDER OF: _____		MEMORANDUM FOR: _____	
PAY TO THE ORDER OF: _____	THREE HUNDRED ONE AND 05/100-----		
\$31.05	<i>Luffe</i>		
CHECKS OF: _____	<i>A. Noel</i>		
	FBI		
#830116# IC18002247C [REDACTED]			

**UNITED FOOD & COMMERCIAL WORKERS UNION
AND PARTICIPATING FOOD INDUSTRY EMPLOYERS
TRI-STATE PENSION FUND**

3038 Westin Road Plymouth Meeting, PA 19462
Member of United Food & Commercial Workers

MEMBER DATA		EMPLOYER DATA	
NAME	ID#	NAME	ID#
*****127.36	303117	*****1203	19412033

VOID AFTER 90 DAYS

PAY TO THE ORDER OF

ONE HUNDRED THIRTY-SEVEN AND 39/100

#B30117# 103600 22474 [REDACTED]



[illegible]

United Food & Commercial Workers Union
and Participating Food Industry Employers
To-State Pension Fund
303 W. Water Road Plymouth Meeting, PA 19442
Member: [REDACTED] Date: [REDACTED]

Member Name: [REDACTED]
City/State: [REDACTED]
Zip: [REDACTED]

MEMBER NO.	CONTRIBUTOR NO.	DATE
#830149	830119	12/01/2003

VOID AFTER 60 DAYS

PAY TO THE ORDER OF TWO HUNDRED SIXTY-THREE AND 84/100 *Eighty*
 \$830149# 4056002749 *Michael* 
 #830149# 4056002749 

#830119 \$263.94

UNITED STATES GOVERNMENT
United Food & Commercial Workers Union
and Participating Food Industry Employers
Tri-State Payroll Fund
 3015 Veterans Plaza - Pennville Meeting, PA 16801
 (Hatched) Hatched is Control - See Guidelines Document

Payable Date: 12/31/2010
 PAY PERIOD: 12/01/2010 - 12/31/2010
 *****160.35 *****00180 *****12/01/2023
 VOID AFTER 5010

PAY TO THE ORDER OF
 ONE HUNDRED SIXTY AND 35/100
Handwritten signature
Handwritten "a m a c c"
 [Redacted Box]
 #B30120# *0360022476#

#830120 \$160.35

United Food & Commercial Workers Union Food Service Employees - In-Bits Penetration Fund 50319 Walcott Road Plymouth Meeting, PA 19062 Michael W. Young, Treasurer Dan DeBenedetto, Secretary		Pledges Due 12/15/01 \$148.43		2000 2001 2002				
PAY TO THE ORDER OF		<table border="1"> <tr> <td>12/15/01</td> <td>12/15/01</td> </tr> <tr> <td>-\$148.43</td> <td>\$201.01</td> </tr> </table>		12/15/01	12/15/01	-\$148.43	\$201.01	12/15/02
12/15/01	12/15/01							
-\$148.43	\$201.01							
ONE HUNDRED FORTY-EIGHT AND 43/100THS		MICHAEL W. YOUNG <i>Michael W. Young</i> Treasurer						
#B303234P #038600224,74		MICHAEL W. YOUNG Treasurer						

[illegible]

United Food & Commercial Workers Union and Participating Food Industry Employers Tri-State Pension Fund 3318 Victoria Place Phoenix, Arizona, PA 19452 (610) 424-1234 Telex: 242424 Tel: 610-424-1234		Payer's Ref. Payable to: 14-1234	⑆541⑆ ⑆123⑆
CHECK NO. ⑆541⑆ DATE 06/07/83		⑆123⑆ ⑆123⑆	⑆123⑆ ⑆123⑆

PAY TO THE ORDER OF XXXXXXXXXX

FIVE HUNDRED FORTY-ONE AND 47/100 *****

#830123# ⑆0302247⑆

#830123 \$541.47

United Food & Commercial Workers Union
and Participating Food Industry Employers
Tri-State Pension Fund
30318 Walton Road Plymouth Meeting, PA 19462
Member: Tracy N. Chatterjee San Francisco, Kentucky

PAY TO THE ORDER OF
THREE HUNDRED EIGHTY-SEVEN AND 68/100

#830125 \$387.68

United Food & Commercial Workers Union
and Participating Food Industry Employers
Tri-State Pension Fund
30318 Walton Road Plymouth Meeting, PA 19462
Member: Tracy N. Chatterjee San Francisco, Kentucky

PAY TO THE ORDER OF
THIRTY-TWO AND 40/100

#830126 \$32.40

United Food & Commercial Workers Union
and Participating Food Industry Employers
Tri-State Pension Fund
30318 Walton Road Plymouth Meeting, PA 19462
Member: Tracy N. Chatterjee San Francisco, Kentucky

PAY TO THE ORDER OF
SEVENTY-EIGHT AND 33/100

#830127 \$78.33

United Food & Commercial Workers Union
and Participating Food Industry Employers
Tri-State Pension Fund
30318 Walton Road Plymouth Meeting, PA 19462
Member: Tracy N. Chatterjee San Francisco, Kentucky

PAY TO THE ORDER OF
NINE HUNDRED NINETY-SEVEN AND 68/100

#830128 \$997.60

United Food & Commercial Workers Union
and Participating Food Industry Employers
Tri-State Pension Fund
30318 Walton Road Plymouth Meeting, PA 19462
Member: Tracy N. Chatterjee San Francisco, Kentucky

PAY TO THE ORDER OF
ONE THOUSAND SIXTY-NINE AND 22/100

#830129 \$1,069.22

United Food & Commercial Workers Union
and Participating Food Industry Employers
Tri-State Pension Fund
30318 Walton Road Plymouth Meeting, PA 19462
Member: Tracy N. Chatterjee San Francisco, Kentucky

PAY TO THE ORDER OF
ONE HUNDRED FORTY-ONE AND 07/100

#830130 \$141.07

United Food & Commercial Workers Union
and Participating Food Industry Employers
Tri-State Pension Fund
30318 Walton Road Plymouth Meeting, PA 19462
Member: Tracy N. Chatterjee San Francisco, Kentucky

PAY TO THE ORDER OF
FOUR HUNDRED FIFTY-EIGHT AND 20/100

#830131 \$458.20

United Food & Commercial Workers Union
and Participating Food Industry Employers
Tri-State Pension Fund
30318 Walton Road Plymouth Meeting, PA 19462
Member: Tracy N. Chatterjee San Francisco, Kentucky

PAY TO THE ORDER OF
ONE THOUSAND TWO AND 48/100

#830132 \$1,002.49

United Food & Commercial Workers Union
and Participating Food Industry Employers
Tri-State Pension Fund
30318 Walton Road Plymouth Meeting, PA 19462
Member: Tracy N. Chatterjee San Francisco, Kentucky

PAY TO THE ORDER OF
ONE HUNDRED SEVENTEEN AND 02/100

#830133 \$117.02

United Food & Commercial Workers Union
and Participating Food Industry Employers
Tri-State Pension Fund
30318 Walton Road Plymouth Meeting, PA 19462
Member: Tracy N. Chatterjee San Francisco, Kentucky

PAY TO THE ORDER OF
THIRTY-SEVEN AND 83/100

#830134 \$37.83

United Food & Commercial Workers Union
and Participating Food Industry Employers
Tri-State Pension Fund
30318 Walton Road Plymouth Meeting, PA 19462
Member: Tracy N. Chatterjee San Francisco, Kentucky

PAY TO THE ORDER OF
TWO HUNDRED FORTY-SIX AND 61/100

#830135 \$246.61

United Food & Commercial Workers Union
and Participating Food Industry Employers
Tri-State Pension Fund
30318 Walton Road Plymouth Meeting, PA 19462
Member: Tracy N. Chatterjee San Francisco, Kentucky

PAY TO THE ORDER OF
EIGHTY-NINE AND 22/100

#830136 \$89.22

United Food & Commercial Workers Union
and Participating Food Industry Employers
Tri-State Pension Fund
30318 Walton Road Plymouth Meeting, PA 19462
Member: Tracy N. Chatterjee San Francisco, Kentucky

PAY TO THE ORDER OF
FIVE HUNDRED THIRTY-SEVEN AND 97/100

#830137 \$537.97

United Food & Commercial Workers Union
and Participating Food Industry Employers
Tri-State Pension Fund
30318 Walton Road Plymouth Meeting, PA 19462
Member: Tracy N. Chatterjee San Francisco, Kentucky

PAY TO THE ORDER OF
FOUR HUNDRED EIGHTEEN AND 04/100

#830138 \$418.04

United Food & Commercial Workers Union
and Participating Food Industry Employers
Tri-State Pension Fund
30318 Walton Road Plymouth Meeting, PA 19462
Member: Tracy N. Chatterjee San Francisco, Kentucky

PAY TO THE ORDER OF
FIVE HUNDRED TWELVE AND 62/100

#830139 \$512.62

United Food & Commercial Workers Union
and Participating Food Industry Employers
Tri-State Pension Fund
30318 Walton Road Plymouth Meeting, PA 19462
Member: Tracy N. Chatterjee San Francisco, Kentucky

PAY TO THE ORDER OF
ONE THOUSAND ONE HUNDRED THIRTY-ONE AND 03/100

#830141 \$1,131.92

United Food & Commercial Workers Union
and Participating Food Industry Employers
Tri-State Pension Fund
30318 Walton Road Plymouth Meeting, PA 19462
Member: Tracy N. Chatterjee San Francisco, Kentucky

PAY TO THE ORDER OF
EIGHT HUNDRED FIFTY-THREE AND 07/100

#830142 \$853.97

United Food & Commercial Workers Union
and Participating Food Industry Employers
Tri-State Pension Fund
30318 Walton Road Plymouth Meeting, PA 19462
Member: Tracy N. Chatterjee San Francisco, Kentucky

PAY TO THE ORDER OF
ONE HUNDRED SEVENTY-NINE AND 49/100

#830143 \$179.45

United Food & Commercial Workers Union
and Participating Food Industry Employers
Tri-State Pension Fund
30318 Walton Road Plymouth Meeting, PA 19462
Member: Tony G. Chomko Dan Donohue Secretary

CHECK NUMBER	CHECK DATE	DATE
830145	12/14/23	12/01/2023

PAY ONE THOUSAND FOUR HUNDRED SIXTEEN AND 00/100

TO THE ORDER OF

#830145# H036002247#

#830145 \$1,416.06

United Food & Commercial Workers Union
and Participating Food Industry Employers
Tri-State Pension Fund
30318 Walton Road Plymouth Meeting, PA 19462
Member: Tony G. Chomko Dan Donohue Secretary

CHECK NUMBER	CHECK DATE	DATE
830146	12/14/23	12/01/2023

PAY ONE HUNDRED NINETY-EIGHT AND 00/100

TO THE ORDER OF

#830146# H036002247#

#830146 \$198.64

United Food & Commercial Workers Union
and Participating Food Industry Employers
Tri-State Pension Fund
30318 Walton Road Plymouth Meeting, PA 19462
Member: Tony G. Chomko Dan Donohue Secretary

CHECK NUMBER	CHECK DATE	DATE
830147	12/14/23	12/01/2023

PAY THREE HUNDRED EIGHTY-FOUR AND 00/100

TO THE ORDER OF

#830147# H036002247#

#830147 \$384.90

United Food & Commercial Workers Union
and Participating Food Industry Employers
Tri-State Pension Fund
30318 Walton Road Plymouth Meeting, PA 19462
Member: Tony G. Chomko Dan Donohue Secretary

CHECK NUMBER	CHECK DATE	DATE
830148	12/14/23	12/01/2023

PAY ONE THOUSAND ONE HUNDRED TWENTY-EIGHT AND 31/100

TO THE ORDER OF

#830148# H036002247#

#830148 \$1,128.31

United Food & Commercial Workers Union
and Participating Food Industry Employers
Tri-State Pension Fund
30318 Walton Road Plymouth Meeting, PA 19462
Member: Tony G. Chomko Dan Donohue Secretary

CHECK NUMBER	CHECK DATE	DATE
830149	12/14/23	12/01/2023

PAY EIGHT HUNDRED NINETEEN AND 70/100

TO THE ORDER OF

#830149# H036002247#

#830149 \$819.70

United Food & Commercial Workers Union
and Participating Food Industry Employers
Tri-State Pension Fund
30318 Walton Road Plymouth Meeting, PA 19462
Member: Tony G. Chomko Dan Donohue Secretary

CHECK NUMBER	CHECK DATE	DATE
830150	12/14/23	12/01/2023

PAY ONE HUNDRED THIRTY-ONE AND 00/100

TO THE ORDER OF

#830150# H036002247#

#830150 \$131.00

United Food & Commercial Workers Union
and Participating Food Industry Employers
Tri-State Pension Fund
30318 Walton Road Plymouth Meeting, PA 19462
Member: Tony G. Chomko Dan Donohue Secretary

CHECK NUMBER	CHECK DATE	DATE
830151	12/14/23	12/01/2023

PAY FIVE HUNDRED THREE AND 94/100

TO THE ORDER OF

#830151# H036002247#

#830151 \$503.94

United Food & Commercial Workers Union
and Participating Food Industry Employers
Tri-State Pension Fund
30318 Walton Road Plymouth Meeting, PA 19462
Member: Tony G. Chomko Dan Donohue Secretary

CHECK NUMBER	CHECK DATE	DATE
830153	12/14/23	12/01/2023

PAY ONE HUNDRED NINETY-THREE AND 02/100

TO THE ORDER OF

#830153# H036002247#

#830153 \$193.02

United Food & Commercial Workers Union
and Participating Food Industry Employers
Tri-State Pension Fund
30318 Walton Road Plymouth Meeting, PA 19462
Member: Tony G. Chomko Dan Donohue Secretary

CHECK NUMBER	CHECK DATE	DATE
830154	12/14/23	12/01/2023

PAY THREE HUNDRED AND 43/100

TO THE ORDER OF

#830154# H036002247#

#830154 \$300.43

United Food & Commercial Workers Union
and Participating Food Industry Employers
Tri-State Pension Fund
30318 Walton Road Plymouth Meeting, PA 19462
Member: Tony G. Chomko Dan Donohue Secretary

CHECK NUMBER	CHECK DATE	DATE
830155	12/14/23	12/01/2023

PAY ONE HUNDRED TWENTY-EIGHT AND 29/100

TO THE ORDER OF

#830155# H036002247#

#830155 \$128.29

United Food & Commercial Workers Union
and Participating Food Industry Employers
Tri-State Pension Fund
30318 Walton Road Plymouth Meeting, PA 19462
Member: Tony G. Chomko Dan Donohue Secretary

CHECK NUMBER	CHECK DATE	DATE
830158	12/14/23	12/01/2023

PAY ONE HUNDRED FORTY-SIX AND 00/100

TO THE ORDER OF

#830158# H036002247#

#830158 \$146.60

United Food & Commercial Workers Union
and Participating Food Industry Employers
Tri-State Pension Fund
30318 Walton Road Plymouth Meeting, PA 19462
Member: Tony G. Chomko Dan Donohue Secretary

CHECK NUMBER	CHECK DATE	DATE
830159	12/14/23	12/01/2023

PAY ONE HUNDRED THIRTY-SIX AND 43/100

TO THE ORDER OF

#830159# H036002247#

#830159 \$136.42

United Food & Commercial Workers Union
and Participating Food Industry Employers
Tri-State Pension Fund
30318 Walton Road Plymouth Meeting, PA 19462
Member: Tony G. Chomko Dan Donohue Secretary

CHECK NUMBER	CHECK DATE	DATE
830160	12/14/23	12/01/2023

PAY NINETY-TWO AND 63/100

TO THE ORDER OF

#830160# H036002247#

#830160 \$92.63

United Food & Commercial Workers Union
and Participating Food Industry Employers
Tri-State Pension Fund
30318 Walton Road Plymouth Meeting, PA 19462
Member: Tony G. Chomko Dan Donohue Secretary

CHECK NUMBER	CHECK DATE	DATE
830161	12/14/23	12/01/2023

PAY THREE HUNDRED FIFTY-SIX AND 00/100

TO THE ORDER OF

#830161# H036002247#

#830161 \$356.00

United Food & Commercial Workers Union
and Participating Food Industry Employers
Tri-State Pension Fund
30318 Walton Road Plymouth Meeting, PA 19462
Member: Tony G. Chomko Dan Donohue Secretary

CHECK NUMBER	CHECK DATE	DATE
830162	12/14/23	12/01/2023

PAY THREE HUNDRED NINETY-FOUR AND 38/100

TO THE ORDER OF

#830162# H036002247#

#830162 \$394.38

United Food & Commercial Workers Union
and Participating Food Industry Employers
Tri-State Pension Fund
30318 Walton Road Plymouth Meeting, PA 19462
Member: Tony G. Chomko Dan Donohue Secretary

CHECK NUMBER	CHECK DATE	DATE
830163	12/14/23	12/01/2023

PAY ONE HUNDRED EIGHTY-SEVEN AND 49/100

TO THE ORDER OF

#830163# H036002247#

#830163 \$187.46

United Food & Commercial Workers Union
and Participating Food Industry Employers
Tri-State Pension Fund
30318 Walton Road Plymouth Meeting, PA 19462
Member: Tony G. Chomko Dan Donohue Secretary

CHECK NUMBER	CHECK DATE	DATE
830164	12/14/23	12/01/2023

PAY ONE HUNDRED AND 14/100

TO THE ORDER OF

#830164# H036002247#

#830164 \$100.14

United Food & Commercial Workers Union
and Participating Food Industry Employers
Tri-State Pension Fund
30318 Walton Road Plymouth Meeting, PA 19462
Member: Tony G. Chomko Dan Donohue Secretary

CHECK NUMBER	CHECK DATE	DATE
830165	12/14/23	12/01/2023

PAY NINE HUNDRED EIGHTY AND 16/100

TO THE ORDER OF

#830165# H036002247#

#830165 \$980.15

United Food & Commercial Workers Union
and Participating Food Industry Employers
Tri-State Pension Fund
30318 Walnut Road Plymouth Meeting, PA 19462
Member: Tony G. DiStasio, Inc. (Delaware, Secretary)

Payable Date: 12/29/2023
Check No: 830166
Check Amount: \$217.38
VOID AFTER 60 DAYS

PAY TWO HUNDRED SEVENTEEN AND 38/100
TO THE ORDER OF [REDACTED]

#830166 \$217.38

United Food & Commercial Workers Union
and Participating Food Industry Employers
Tri-State Pension Fund
30318 Walnut Road Plymouth Meeting, PA 19462
Member: Tony G. DiStasio, Inc. (Delaware, Secretary)

Payable Date: 12/29/2023
Check No: 830168
Check Amount: \$89.22
VOID AFTER 60 DAYS

PAY EIGHTY-NINE AND 22/100
TO THE ORDER OF [REDACTED]

#830168 \$89.22

United Food & Commercial Workers Union
and Participating Food Industry Employers
Tri-State Pension Fund
30318 Walnut Road Plymouth Meeting, PA 19462
Member: Tony G. DiStasio, Inc. (Delaware, Secretary)

Payable Date: 12/29/2023
Check No: 830170
Check Amount: \$787.20
VOID AFTER 60 DAYS

PAY SEVEN HUNDRED EIGHTY-SEVEN AND 20/100
TO THE ORDER OF [REDACTED]

#830170 \$787.20

United Food & Commercial Workers Union
and Participating Food Industry Employers
Tri-State Pension Fund
30318 Walnut Road Plymouth Meeting, PA 19462
Member: Tony G. DiStasio, Inc. (Delaware, Secretary)

Payable Date: 12/29/2023
Check No: 830171
Check Amount: \$110.40
VOID AFTER 60 DAYS

PAY ONE HUNDRED TEN AND 40/100
TO THE ORDER OF [REDACTED]

#830171 \$110.40

United Food & Commercial Workers Union
and Participating Food Industry Employers
Tri-State Pension Fund
30318 Walnut Road Plymouth Meeting, PA 19462
Member: Tony G. DiStasio, Inc. (Delaware, Secretary)

Payable Date: 12/29/2023
Check No: 830172
Check Amount: \$923.30
VOID AFTER 60 DAYS

PAY NINE HUNDRED TWENTY-THREE AND 30/100
TO THE ORDER OF [REDACTED]

#830172 \$923.30

United Food & Commercial Workers Union
and Participating Food Industry Employers
Tri-State Pension Fund
30318 Walnut Road Plymouth Meeting, PA 19462
Member: Tony G. DiStasio, Inc. (Delaware, Secretary)

Payable Date: 12/29/2023
Check No: 830173
Check Amount: \$211.84
VOID AFTER 60 DAYS

PAY TWO HUNDRED ELEVEN AND 84/100
TO THE ORDER OF [REDACTED]

#830173 \$211.84

United Food & Commercial Workers Union
and Participating Food Industry Employers
Tri-State Pension Fund
30318 Walnut Road Plymouth Meeting, PA 19462
Member: Tony G. DiStasio, Inc. (Delaware, Secretary)

Payable Date: 12/29/2023
Check No: 830174
Check Amount: \$1,619.71
VOID AFTER 60 DAYS

PAY ONE THOUSAND SIX HUNDRED NINETEEN AND 71/100
TO THE ORDER OF [REDACTED]

#830174 \$1,619.71

United Food & Commercial Workers Union
and Participating Food Industry Employers
Tri-State Pension Fund
30318 Walnut Road Plymouth Meeting, PA 19462
Member: Tony G. DiStasio, Inc. (Delaware, Secretary)

Payable Date: 12/29/2023
Check No: 830175
Check Amount: \$577.00
VOID AFTER 60 DAYS

PAY FIVE HUNDRED SEVENTY-SEVEN AND 00/100
TO THE ORDER OF [REDACTED]

#830175 \$577.00

United Food & Commercial Workers Union
and Participating Food Industry Employers
Tri-State Pension Fund
30318 Walnut Road Plymouth Meeting, PA 19462
Member: Tony G. DiStasio, Inc. (Delaware, Secretary)

Payable Date: 12/29/2023
Check No: 830176
Check Amount: \$919.28
VOID AFTER 60 DAYS

PAY NINE HUNDRED NINETEEN AND 28/100
TO THE ORDER OF [REDACTED]

#830176 \$919.28

United Food & Commercial Workers Union
and Participating Food Industry Employers
Tri-State Pension Fund
30318 Walnut Road Plymouth Meeting, PA 19462
Member: Tony G. DiStasio, Inc. (Delaware, Secretary)

Payable Date: 12/29/2023
Check No: 830177
Check Amount: \$312.90
VOID AFTER 60 DAYS

PAY THREE HUNDRED TWELVE AND 90/100
TO THE ORDER OF [REDACTED]

#830177 \$312.90

United Food & Commercial Workers Union
and Participating Food Industry Employers
Tri-State Pension Fund
30318 Walnut Road Plymouth Meeting, PA 19462
Member: Tony G. DiStasio, Inc. (Delaware, Secretary)

Payable Date: 12/29/2023
Check No: 830178
Check Amount: \$503.30
VOID AFTER 60 DAYS

PAY FIVE HUNDRED THREE AND 30/100
TO THE ORDER OF [REDACTED]

#830178 \$503.30

United Food & Commercial Workers Union
and Participating Food Industry Employers
Tri-State Pension Fund
30318 Walnut Road Plymouth Meeting, PA 19462
Member: Tony G. DiStasio, Inc. (Delaware, Secretary)

Payable Date: 12/29/2023
Check No: 830179
Check Amount: \$339.89
VOID AFTER 60 DAYS

PAY THREE HUNDRED THIRTY-NINE AND 89/100
TO THE ORDER OF [REDACTED]

#830179 \$339.89

United Food & Commercial Workers Union
and Participating Food Industry Employers
Tri-State Pension Fund
30318 Walnut Road Plymouth Meeting, PA 19462
Member: Tony G. DiStasio, Inc. (Delaware, Secretary)

Payable Date: 12/29/2023
Check No: 830180
Check Amount: \$1,197.36
VOID AFTER 60 DAYS

PAY ONE THOUSAND ONE HUNDRED NINETY-SEVEN AND 36/100
TO THE ORDER OF [REDACTED]

#830180 \$1,197.36

United Food & Commercial Workers Union
and Participating Food Industry Employers
Tri-State Pension Fund
30318 Walnut Road Plymouth Meeting, PA 19462
Member: Tony G. DiStasio, Inc. (Delaware, Secretary)

Payable Date: 12/29/2023
Check No: 830181
Check Amount: \$1,768.70
VOID AFTER 60 DAYS

PAY ONE THOUSAND SEVEN HUNDRED SIXTY-EIGHT AND 70/100
TO THE ORDER OF [REDACTED]

#830181 \$1,768.70

United Food & Commercial Workers Union
and Participating Food Industry Employers
Tri-State Pension Fund
30318 Walnut Road Plymouth Meeting, PA 19462
Member: Tony G. DiStasio, Inc. (Delaware, Secretary)

Payable Date: 12/29/2023
Check No: 830182
Check Amount: \$291.20
VOID AFTER 60 DAYS

PAY TWO HUNDRED NINETY-ONE AND 20/100
TO THE ORDER OF [REDACTED]

#830182 \$291.20

United Food & Commercial Workers Union
and Participating Food Industry Employers
Tri-State Pension Fund
30318 Walnut Road Plymouth Meeting, PA 19462
Member: Tony G. DiStasio, Inc. (Delaware, Secretary)

Payable Date: 12/29/2023
Check No: 830183
Check Amount: \$406.28
VOID AFTER 60 DAYS

PAY FOUR HUNDRED SIX AND 28/100
TO THE ORDER OF [REDACTED]

#830183 \$406.28

United Food & Commercial Workers Union
and Participating Food Industry Employers
Tri-State Pension Fund
30318 Walnut Road Plymouth Meeting, PA 19462
Member: Tony G. DiStasio, Inc. (Delaware, Secretary)

Payable Date: 12/29/2023
Check No: 830184
Check Amount: \$1,996.26
VOID AFTER 60 DAYS

PAY ONE THOUSAND NINE HUNDRED NINETY-SIX AND 26/100
TO THE ORDER OF [REDACTED]

#830184 \$1,996.26

United Food & Commercial Workers Union
and Participating Food Industry Employers
Tri-State Pension Fund
30318 Walnut Road Plymouth Meeting, PA 19462
Member: Tony G. DiStasio, Inc. (Delaware, Secretary)

Payable Date: 12/29/2023
Check No: 830185
Check Amount: \$97.88
VOID AFTER 60 DAYS

PAY NINETY-SEVEN AND 88/100
TO THE ORDER OF [REDACTED]

#830185 \$97.88

United Food & Commercial Workers Union
and Participating Food Industry Employers
Tri-State Pension Fund
3018 Vision Road Plymouth Meeting, PA 19462
Member: Tony G. DiMarco (See Statement Summary)

Payable Date: 12/29/23
Payable To: 3018
Check Number: 830186
Check Date: 12/29/2023

PAY ONE THOUSAND TWO HUNDRED TWENTY-ONE AND 00/100
TO THE ORDER OF [REDACTED]

#830186 #0360022474

\$1,221.00

United Food & Commercial Workers Union
and Participating Food Industry Employers
Tri-State Pension Fund
3018 Vision Road Plymouth Meeting, PA 19462
Member: Tony G. DiMarco (See Statement Summary)

Payable Date: 12/29/23
Payable To: 3018
Check Number: 830187
Check Date: 12/29/2023

PAY ONE HUNDRED SIXTY-SEVEN AND 00/100
TO THE ORDER OF [REDACTED]

#830187 #0360022474

\$167.02

United Food & Commercial Workers Union
and Participating Food Industry Employers
Tri-State Pension Fund
3018 Vision Road Plymouth Meeting, PA 19462
Member: Tony G. DiMarco (See Statement Summary)

Payable Date: 12/29/23
Payable To: 3018
Check Number: 830188
Check Date: 12/29/2023

PAY THREE HUNDRED TWO AND 70/100
TO THE ORDER OF [REDACTED]

#830188 #0360022474

\$302.70

United Food & Commercial Workers Union
and Participating Food Industry Employers
Tri-State Pension Fund
3018 Vision Road Plymouth Meeting, PA 19462
Member: Tony G. DiMarco (See Statement Summary)

Payable Date: 12/29/23
Payable To: 3018
Check Number: 830189
Check Date: 12/29/2023

PAY SEVENTY-NINE AND 02/100
TO THE ORDER OF [REDACTED]

#830189 #0360022474

\$79.62

United Food & Commercial Workers Union
and Participating Food Industry Employers
Tri-State Pension Fund
3018 Vision Road Plymouth Meeting, PA 19462
Member: Tony G. DiMarco (See Statement Summary)

Payable Date: 12/29/23
Payable To: 3018
Check Number: 830190
Check Date: 12/29/2023

PAY ONE HUNDRED FIFTY-ONE AND 50/100
TO THE ORDER OF [REDACTED]

#830190 #0360022474

\$151.26

United Food & Commercial Workers Union
and Participating Food Industry Employers
Tri-State Pension Fund
3018 Vision Road Plymouth Meeting, PA 19462
Member: Tony G. DiMarco (See Statement Summary)

Payable Date: 12/29/23
Payable To: 3018
Check Number: 830191
Check Date: 12/29/2023

PAY THREE HUNDRED NINETY-FOUR AND 00/100
TO THE ORDER OF [REDACTED]

#830191 #0360022474

\$394.96

United Food & Commercial Workers Union
and Participating Food Industry Employers
Tri-State Pension Fund
3018 Vision Road Plymouth Meeting, PA 19462
Member: Tony G. DiMarco (See Statement Summary)

Payable Date: 12/29/23
Payable To: 3018
Check Number: 830192
Check Date: 12/29/2023

PAY TWO HUNDRED TWENTY-EIGHT AND 30/100
TO THE ORDER OF [REDACTED]

#830192 #0360022474

\$228.30

United Food & Commercial Workers Union
and Participating Food Industry Employers
Tri-State Pension Fund
3018 Vision Road Plymouth Meeting, PA 19462
Member: Tony G. DiMarco (See Statement Summary)

Payable Date: 12/29/23
Payable To: 3018
Check Number: 830193
Check Date: 12/29/2023

PAY ONE HUNDRED TWENTY-THREE AND 84/100
TO THE ORDER OF [REDACTED]

#830193 #0360022474

\$123.94

United Food & Commercial Workers Union
and Participating Food Industry Employers
Tri-State Pension Fund
3018 Vision Road Plymouth Meeting, PA 19462
Member: Tony G. DiMarco (See Statement Summary)

Payable Date: 12/29/23
Payable To: 3018
Check Number: 830195
Check Date: 12/29/2023

PAY ONE THOUSAND TWO HUNDRED FOUR AND 24/100
TO THE ORDER OF [REDACTED]

#830195 #0360022474

\$1,204.24

United Food & Commercial Workers Union
and Participating Food Industry Employers
Tri-State Pension Fund
3018 Vision Road Plymouth Meeting, PA 19462
Member: Tony G. DiMarco (See Statement Summary)

Payable Date: 12/29/23
Payable To: 3018
Check Number: 830196
Check Date: 12/29/2023

PAY ONE THOUSAND FORTY-EIGHT AND 10/100
TO THE ORDER OF [REDACTED]

#830196 #0360022474

\$1,048.10

United Food & Commercial Workers Union
and Participating Food Industry Employers
Tri-State Pension Fund
3018 Vision Road Plymouth Meeting, PA 19462
Member: Tony G. DiMarco (See Statement Summary)

Payable Date: 12/29/23
Payable To: 3018
Check Number: 830197
Check Date: 12/29/2023

PAY SIX HUNDRED FIVE AND 50/100
TO THE ORDER OF [REDACTED]

#830197 #0360022474

\$605.50



Two Liberty Place
50 S. 16th Street, Ste. 2400
Philadelphia, PA 19102

Statement Ending 12/29/2023

UFCW UNION & PARTICIPATING

Page 1 of 4

Account Number: XXXXX [REDACTED]

RETURN SERVICE REQUESTED

Contact us with questions:

888.875.2265 myrepublicbank.com

UFCW UNION & PARTICIPATING FOOD INDUSTRY
EMPLOYERS TRI STATE PENSION FUND
OPERATING ACCOUNT
3031B WALTON RD
ATTENTION ACCOUNTING DEPARTMENT
PLYMOUTH MEETING PA 19462-2388

Summary of Accounts

Account Type	Account Number	Ending Balance
Not for Profit Analysis	XXXXX [REDACTED]	\$32,701.20

Not for Profit Analysis-XXXXX [REDACTED]

Account Summary

Date	Description	Amount
12/01/2023	Beginning Balance	\$11,399.85
	12 Credit(s) This Period	\$193,460.61
	6 Debit(s) This Period	\$172,159.26
12/29/2023	Ending Balance	\$32,701.20

Interest Summary

Description	Amount
Interest Earned From 12/01/2023 Through 12/29/2023	
Annual Percentage Yield Earned	3.04%
Interest Days	29
Interest Earned	\$135.86
Interest Paid This Period	\$135.86
Interest Paid Year-to-Date	\$2,983.64
Average Ledger Balance	\$57,451.00
Average Available Balance	\$56,997.91

Account Activity

Post Date	Description	Debits	Credits	Balance
12/01/2023	Beginning Balance			\$11,399.85
12/04/2023	Transfer from DDA [REDACTED] - admin fee payment		\$80,000.00	\$91,399.85
12/04/2023	Transfer to DDA [REDACTED] - TSP monthly fee	\$70,574.40		\$20,825.45
12/05/2023	REMOTE DEPOSIT		\$108.96	\$20,934.41
12/05/2023	REMOTE DEPOSIT		\$127.71	\$21,062.12
12/05/2023	REMOTE DEPOSIT		\$229.18	\$21,291.30
12/05/2023	REMOTE DEPOSIT		\$231.39	\$21,522.69
12/05/2023	REMOTE DEPOSIT		\$500.00	\$22,022.69
12/05/2023	REMOTE DEPOSIT		\$3,079.36	\$25,102.05
12/05/2023	REMOTE DEPOSIT		\$4,018.10	\$29,120.15
12/05/2023	REMOTE DEPOSIT		\$4,954.10	\$34,074.25
12/07/2023	Charge Back Item Check 1889	\$3,079.36		\$30,994.89
12/08/2023	TRI-STATE OPER Expenses -SETT- [REDACTED]	\$12,500.00		\$18,494.89
12/14/2023	Transfer from DDA [REDACTED] - to cover AP		\$100,000.00	\$118,494.89
12/14/2023	TRI-STATE OPER Expenses -SETT- [REDACTED]	\$15,108.00		\$103,386.89
12/21/2023	TRI-STATE OPER TSP Expens -SETT- [REDACTED]	\$6,810.00		\$96,576.89

Not for Profit Analysis-XXXXX (continued)**Account Activity (continued)**

Post Date	Description	Debits	Credits	Balance
12/26/2023	Cowen Services C EDI/EFTPMT		\$75.95	\$96,652.84
12/27/2023	TRI-STATE OPER TSP H&W -SETT	\$64,087.50		\$32,565.34
12/29/2023	INTEREST		\$135.86	\$32,701.20
12/29/2023	Ending Balance			\$32,701.20

Daily Balances

Date	Amount	Date	Amount	Date	Amount
12/04/2023	\$20,825.45	12/08/2023	\$18,494.89	12/26/2023	\$96,652.84
12/05/2023	\$34,074.25	12/14/2023	\$103,386.89	12/27/2023	\$32,565.34
12/07/2023	\$30,994.89	12/21/2023	\$96,576.89	12/29/2023	\$32,701.20

This page left intentionally blank

Version Updates

Version	Date updated
v20220701p	07/01/2022

v20220701p

Contributing Employers

For additional submission due to merger under § 4262.4(f)(1)(ii): *Template 2 Plan Name Merged* , where "Plan Name Merged" is an abbreviated version of the plan name for the separate plan involved in the merger.

If the plan has 10,000 or more participants, as required to be entered on line 6f of the plan’s most recently filed Form 5500 (by the filing date of the initial application), enter a listing of the 15 contributing employers with the largest contribution amounts and the amount of contributions paid by each employer during the most recently completed plan year. For example, if a calendar year plan filed an application on April 1, 2023, the plan would look to line 6f of the 2021 Form 5500 filed in 2022. If the line 6f of the 2021 Form 5500 showed 10,000 or more participants, the plan must list the 15 contributing employers with the largest contributions and the contributions made by each employer during 2022 without regard to whether a contribution was made on account of a year other than 2022. Alternatively, the plan may choose to provide the listing of the 15 largest contributing employers and the amounts of contributions paid by each of these employers on account of the most recently completed plan year. Identify the basis (cash or accrual) used to report the employer contributions.

If the plan is required to provide this information, it is required for the Top 15 employers even if the employer’s contribution is less than 5% of total contributions.

PLAN INFORMATION

Abbreviated Plan Name:	UFCW Tri-State Pension Fund	
EIN:	236396097	
PN:	001	
Most Recently Completed Plan Year:	2022	Cash or Accrual
Contribution Basis:	Accrual	

List in order with employer with largest contribution amount first		
Order	Contributions	Contributing Employer
1	\$11,627,556	SuperValu Acme Markets
2	\$177,697	UFCW Local 1776
3	\$51,894	Murphy's Market
4	\$40,149	Shop N Bag - Dreshertown
5	\$16,919	UFCW Local 360
6	\$13,697	UFCW Local 1776 FCU
7	\$12,821	UFCW Local 152
8	\$10,100	Avon Foods
9	\$7,387	Other
10		
11		
12		
13		
14		
15		

Version Updates

Version	Date updated
V20220701p	07/01/2022

TEMPLATE 3
Historical Plan Information

File name: *Template 3 Plan Name* , where "Plan Name" is an abbreviated version of the plan name.
 For additional submission due to merger under § 4262.4(f)(1)(ii): *Template 3 Plan Name Merged* , where "Plan Name Merged" is an abbreviated version of the plan name for the separate plan involved in the merger.

v20220701p

Provide historical plan information for the 2010 plan year through the plan year immediately preceding the date the plan's initial application was filed that separately identifies: total contributions, total contribution base units (including identification of the base unit used (i.e., hourly, weekly)), average contribution rates, and number of active participants at the beginning of each plan year. Also show separately for each of the plan years in the same period all other sources of non-investment income, including, if applicable, withdrawal liability payments collected, reciprocity contributions (if applicable), additional contributions from the rehabilitation plan (if any), and other identifiable contribution streams.

If the sum of all contributions and withdrawal liabilities shown on this table does not equal the amount shown as contributions credited to the funding standard account on the plan year Schedule MB of Form 5500, include an explanation as a footnote to this table.

PLAN INFORMATION

Abbreviated Plan Name:	UFCW Tri-State Pension Fund
EIN:	236396097
PN:	001

Unit (e.g. hourly, weekly)	Monthly
----------------------------	---------

All Other Sources of Non-Investment Income

Plan Year (in order from oldest to most recent)											Number of Active Participants at Beginning of Plan Year
Plan Year Start Date	Plan Year End Date		Total Contributions*	Total Contribution Base Units	Average Contribution Rate	Reciprocity Contributions (if applicable)	Additional Rehab Plan Contributions (if applicable)	Other - Explain if Applicable	Withdrawal Liability Payments Collected		
2010	01/01/2010	12/31/2010	\$24,724,034	136,692	\$180.87	\$0.00	\$0.00	\$0.00	\$0	12,379	
2011	01/01/2011	12/31/2011	\$21,692,420	112,519	\$192.79	\$0.00	\$0.00	\$0.00	\$26,138,114	11,282	
2012	01/01/2012	12/31/2012	\$21,158,153	105,884	\$199.82	\$0.00	\$0.00	\$0.00	\$134,485	9,352	
2013	01/01/2013	12/31/2013	\$19,959,065	96,921	\$205.93	\$0.00	\$0.00	\$0.00	\$0	10,324	
2014	01/01/2014	12/31/2014	\$19,442,223	89,639	\$216.89	\$0.00	\$0.00	\$0.00	\$0	10,039	
2015	01/01/2015	12/31/2015	\$19,725,505	91,607	\$215.33	\$0.00	\$0.00	\$0.00	\$0	10,069	
2016	01/01/2016	12/31/2016	\$16,952,848	92,025	\$184.22	\$0.00	\$0.00	\$0.00	\$0	9,491	
2017	01/01/2017	12/31/2017	\$16,173,557	89,681	\$180.35	\$0.00	\$0.00	\$0.00	\$0	9,732	
2018	01/01/2018	12/31/2018	\$16,143,894	87,660	\$184.16	\$0.00	\$0.00	\$0.00	\$0	9,751	
2019	01/01/2019	12/31/2019	\$15,880,293	81,949	\$193.78	\$0.00	\$0.00	\$0.00	\$0	7,828	
2020	01/01/2020	12/31/2020	\$12,390,731	81,388	\$152.24	\$0.00	\$0.00	\$0.00	\$0	8,567	
2021	01/01/2021	12/31/2021	\$12,763,493	81,450	\$156.70	\$0.00	\$0.00	\$0.00	\$0	8,150	
2022	01/01/2022	12/31/2022	\$11,958,220	79,479	\$150.46	\$0.00	\$0.00	\$0.00	\$0	5,055	

* Total contributions shown here should be contributions based upon CBUs and should not include items separately shown in any columns under "All Other Sources of Non-Investment Income."

TEMPLATE 4A

v20221102p

SFA Determination - under the "basic method" for all plans, and under the "increasing assets method" for MPRA plans

File name: *Template 4A Plan Name* , where "Plan Name" is an abbreviated version of the plan name.

If submitting additional information due to a merger under § 4262.4(f)(1)(ii): *Template 4A Plan Name Merged* , where "Plan Name Merged" is an abbreviated version of the plan name for the separate plan involved in the merger.

If submitting additional information due to certain events with limitations under § 4262.4(f)(1)(i): *Template 4A Plan Name Add* , where "Plan Name" is an abbreviated version of the plan name.

If submitting a supplemented application under § 4262.4(g)(6): *Template 4A Supp Plan Name* , where "Plan Name" is an abbreviated version of the plan name.

Instructions for Section C, Item (4) of the Instructions for Filing Requirements for Multiemployer Plans Applying for Special Financial Assistance:

IFR filers submitting a supplemented application should see Addendum C for more information.

MPRA plans using the "increasing assets method" should see Addendum D for more information.

For all plans, provide information used to determine the amount of SFA under the "basic method" described in § 4262.4(a)(1).

For MPRA plans, also provide information used to determine the amount of SFA under the "increasing assets method" described in § 4262.4(a)(2)(i).

The information to be provided is:

NOTE: All items below are provided on Sheet '4A-4 SFA Details .4(a)(1)' unless otherwise indicated.

- a. The amount of SFA calculated using the "basic method", determined as a lump sum as of the SFA measurement date.
- b. Non-SFA interest rate required under § 4262.4(e)(1) of PBGC's SFA regulation, including supporting details on how it was determined.
[Sheet: 4A-1 Interest Rates]
- c. SFA interest rate required under § 4262.4(e)(2) of PBGC's SFA regulation, including supporting details on how it was determined.
[Sheet: 4A-1 Interest Rates]
- d. Fair market value of assets as of the SFA measurement date. This amount should include any assets at the SFA measurement date attributable to financial assistance received by the plan under section 4261 of ERISA, but should not reflect a payable for amounts owed to PBGC for all amounts of such financial assistance received by the plan.

e. For each plan year in the period beginning on the SFA measurement date and ending on the last day of the last plan year ending in 2051 (the "SFA coverage period"):

- i. Separately identify the projected amount of contributions, projected withdrawal liability payments reflecting a reasonable allowance for amounts considered uncollectible, and other payments expected to be made to the plan (excluding the amount of financial assistance under section 4261 of ERISA and SFA to be received by the plan).
- ii. Identify the benefit payments described in § 4262.4(b)(1) (including any benefits that were restored under 26 CFR 1.432(e)(9)-(1)(e)(3) and excluding the payments in e.iii. below), separately for current retirees and beneficiaries, current terminated vested participants not yet in pay status, current active participants, and new entrants.
[Sheet: 4A-2 SFA Ben Pmts]

Identify total benefit payments paid and expected to be paid from projected SFA assets separately from total benefit payments paid and expected to be paid from non-SFA assets after the projected SFA assets are fully exhausted.

- iii. Separately identify the make-up payments described in § 4262.4(b)(1) attributable to the reinstatement of benefits under § 4262.15 that were previously suspended through the SFA measurement date.
[Also see applicable examples in Section C, Item (4)e.iii. of the SFA instructions.]
- iv. Separately identify administrative expenses paid and expected to be paid (excluding the amount owed PBGC under section 4261 of ERISA) for premiums to PBGC and for all other administrative expenses.
[Sheet: 4A-3 SFA Pcount and Admin Exp]

Identify total administrative expenses paid and expected to be paid from projected SFA assets separately from total administrative expenses paid and expected to be paid from non-SFA assets after the projected SFA assets are fully exhausted.

- v. Provide the projected total participant count at the beginning of each year.
[Sheet: 4A-3 SFA Pcount and Admin Exp]
 - vi. Provide the projected investment income earned by assets not attributable to SFA based on the non-SFA interest rate in b. above and the projected fair market value of non-SFA assets at the end of each plan year.
 - vii. Provide the projected investment income earned by assets attributable to SFA based on the SFA interest rate in c. above (excluding investment returns for the plan year in which the sum of annual projected benefit payments and administrative expenses for the year exceeds the beginning-of-year projected SFA assets) and the projected fair market value of SFA assets at the end of each plan year.
- f. The projected SFA exhaustion year. This is the first day of the plan year in which the sum of annual projected benefit payments and administrative expenses for the year exceeds the beginning-of-year projected SFA assets. Note this date is only required for the calculation method under which the requested amount of SFA is determined.

Additional instructions for each individual worksheet:

Sheet

4A-1 SFA Determination - non-SFA Interest Rate and SFA Interest Rate

See instructions on 4A-1 Interest Rates.

4A-2 SFA Determination - Benefit Payments for the "basic method" for all plans, and for the "increasing assets method" for MRPA plans

This sheet is not required for an IFR filer submitting a supplemented application under § 4262.4(g)(6) if the total projected benefit payments are the same as those used in the application approved under the interim final rule.

On this sheet, you will provide:

- Basic plan information (plan name, EIN/PN, SFA measurement date), and
- Year-by-year deterministic projection of benefit payments.

For each plan year in the period beginning on the SFA measurement date and ending on the last day of the last plan year ending in 2051 (the "SFA coverage period"), identify benefit payments described in § 4262.4(b)(1) for current retirees and beneficiaries, current terminated vested participants not yet in pay status, currently active participants, and new entrants. Projected benefit payments should be entered based on current participant status as of the SFA census date. On this Sheet 4A-2, show all benefit payments as positive amounts.

If the plan has suspended benefit payments under sections 305(e)(9) or 4245(a) of ERISA, the benefit payments in this Sheet 4A-2 projection should reflect prospective reinstatement of benefits assuming such reinstatements commence as of the SFA measurement date. If the plan restored or partially restored benefits under 26 CFR 1.432(e)(9)-1(e)(3) before the SFA measurement date, the benefit payments in this Sheet 4A-2 should reflect fully restored prospective benefits.

Make-up payments to be paid to restore previously suspended benefits should not be included in this Sheet 4A-2, and are separately shown in Sheet 4A-4.

Except for the first row in the projection exhibit, each row must include the full plan year of the indicated information up to the plan year ending in 2051. The first row in the projection period is for the period beginning on the SFA measurement date and ending on the last day of the plan year containing the SFA measurement date, so the first row may contain less than a full plan year of information. For all other periods, provide the full plan year of information up to the plan year ending in 2051.

4A-3 SFA Determination - Participant Count and Administrative Expenses for the "basic method" for all plans, and for the "increasing assets method" for MPRA plans

This sheet is not required for an IFR filer submitting a supplemented application under § 4262.4(g)(6).

On this sheet, you will provide:

- Basic plan information (plan name, EIN/PN, SFA measurement date), and
- Year-by-year deterministic projection of participant count and administrative expenses.

For each plan year in the period beginning on the SFA measurement date and ending on the last day of the last plan year ending in 2051 (the "SFA coverage period"), identify the projected total participant count at the beginning of each year, as well as administrative expenses, separately for premiums to PBGC and for all other administrative expenses. On this Sheet 4A-3, show all administrative expenses as positive amounts. Total expenses should match the amounts shown on 4A-4 and 4A-5.

Any amounts owed to PBGC for financial assistance under section 4261 of ERISA should not be included in this Sheet 4A-3.

Except for the first row in the projection exhibit, each row must include the full plan year of the indicated information up to the plan year ending in 2051. The first row in the projection period is for the period beginning on the SFA measurement date and ending on the last day of the plan year containing the SFA measurement date, so the first row may contain less than a full plan year of information. For all other periods, provide the full plan year of information up to the plan year ending in 2051.

4A-4 SFA Determination - Details for the "basic method" under § 4262.4(a)(1) for all plans

On this sheet, you will provide:

- Basic plan information (plan name, EIN/PN, SFA measurement date, non-SFA interest rate, SFA interest rate),
- MPRA plan status and, if applicable, certain MPRA information,
- Fair Market Value of Assets as of the SFA measurement date,
- SFA Amount as of the SFA measurement date calculated under the "basic method",
- Projected SFA exhaustion year (only if the requested amount of SFA is determined under the "basic method"), and
- Year-by-year deterministic projection.

For each plan year in the period beginning on the SFA measurement date and ending on the last day of the last plan year ending in 2051 (the "SFA coverage period"), provide each of the items requested in Columns (1) through (12). Show payments INTO the plan as positive amounts and payments OUT of the plan as negative amounts.

If the plan has suspended benefit payments under sections 305(e)(9) or 4245(a) of ERISA, Column (5) should show the make-up payments to be paid to restore the previously suspended benefits. These amounts should be determined as if such make-up payments are paid beginning as of the SFA measurement date. If the plan sponsor elects to pay these amounts as a lump sum, then the lump sum amount is assumed paid as of the SFA measurement date. If the plan sponsor elects to pay equal installments over 60 months, the first monthly payment is assumed paid on the first regular payment date on or after the SFA measurement date. See the examples in the SFA Instructions. If the make-up payments are paid over 60 months, each row in the projection should reflect the monthly payments for that period. The prospective reinstatement of suspended benefits is included in Column (4); Column (5) is only for make-up payments for past benefits that were suspended.

Except for the first row in the projection exhibit, each row must include the full plan year of the indicated information up to the plan year ending in 2051. The first row in the projection period is for the period beginning on the SFA measurement date and ending on the last day of the plan year containing the SFA measurement date, so the first row may contain less than a full plan year of information. For all other periods, provide the full plan year of information up to the plan year ending in 2051.

4A-5 SFA Determination - Details for the "increasing assets method" under § 4262.4(a)(2)(i) for MPRA plans

This sheet is to only be used by MPRA plans. For such plans, this sheet should be completed in addition to Sheet 4A-4.

On this sheet, you will provide:

- Basic plan information (plan name, EIN/PN, SFA measurement date, non-SFA interest rate, SFA interest rate),
- MPRA plan status, and if applicable, certain MPRA information,
- Fair Market Value of Assets as of the SFA measurement date,
- SFA Amount as of the SFA measurement date calculated under the "increasing assets method",
- Projected SFA exhaustion year (only if the requested amount of SFA is determined under the "increasing assets method"), and
- Year-by-year deterministic projection.

This sheet is identical to Sheet 4A-4, and the information in Columns (1) through (6) should be the same as that used in the "basic method" calculation in Sheet 4A-4. The SFA Amount as of the SFA Measurement Date will differ from that calculated in Sheet 4A-4, as it will be calculated in accordance with § 4262.4(a)(2)(i) as the lowest whole dollar amount (not less than \$0) for which, as of the last day of each plan year during the SFA coverage period, projected SFA assets and projected non-SFA assets are both greater than or equal to zero, and, as of the last day of the SFA coverage period, the sum of projected SFA assets and projected non-SFA assets is greater than the amount of such sum as of the last day of the immediately preceding plan year.

Version Updates (newest version at top)

Version	Date updated	
v20221102p	11/02/2022	Added clarifying instructions for 4A-2 and 4A-3
v20220802p	08/02/2022	Cosmetic changes to increase the size of some rows
v20220701p	07/01/2022	

TEMPLATE 4A - Sheet 4A-1

v20221102p

SFA Determination - non-SFA Interest Rate and SFA Interest Rate

Provide the non-SFA interest rate and SFA interest rate used, including supporting details on how they were determined.

PLAN INFORMATION

Abbreviated Plan Name:	UFCW Tri-State Pension Fund		
EIN:	236396097	<p>For a plan other than a plan described in § 4262.4(g) (i.e., for a plan that has <u>not</u> filed an initial application under PBGC's interim final rule), the last day of the third calendar month immediately preceding the plan's initial application date.</p> <p>For a plan described in § 4262.4(g) (i.e., for a plan that filed an initial application prior to publication of the final rule), the last day of the calendar quarter immediately preceding the plan's initial application date.</p>	
PN:	001		
Initial Application Date:	03/10/2023		
SFA Measurement Date:	12/31/2022		
Last day of first plan year ending after the measurement date:	12/31/2023		

Non-SFA Interest Rate Used:	5.85%	Rate used in projection of non-SFA assets.
SFA Interest Rate Used:	3.77%	Rate used in projection of SFA assets.

Development of non-SFA interest rate and SFA interest rate:

Plan Interest Rate:	7.00%	Interest rate used for the funding standard account projections in the plan's most recently completed certification of plan status before 1/1/2021.
---------------------	-------	---

	Month Year	Corresponding ERISA Section 303(h)(2)(C)(i), (ii), and (iii) rates disregarding modifications made under clause (iv) of such section.			
		(i)	(ii)	(iii)	
Month in which plan's initial application is filed, and corresponding segment rates (leave (i), (ii), and (iii) blank if the IRS Notice for this month has not yet been issued):	March				<p>24-month average segment rates without regard to interest rate stabilization rules. These rates are issued by IRS each month. For example, the applicable segment rates for August 2021 are 1.13%, 2.70%, and 3.38%. Those rates were issued in IRS Notice 21-50 on August 16, 2021 (see page 2 of notice under the heading "24-Month Average Segment Rates Without 25-Year Average Adjustment").</p> <p>They are also available on IRS' Funding Yield Curve Segment Rate Tables web page (See Funding Table 3 under the heading "24-Month Average Segment Rates Not Adjusted").</p>
1 month preceding month in which plan's initial application is filed, and corresponding segment rates:	February	2.31%	3.72%	4.00%	
2 months preceding month in which plan's initial application is filed, and corresponding segment rates:	January	2.13%	3.62%	3.93%	
3 months preceding month in which plan's initial application is filed, and corresponding segment rates:	December	1.95%	3.50%	3.85%	

Non-SFA Interest Rate Limit (lowest 3rd segment rate plus 200 basis points):	5.85%	This amount is calculated based on the other information entered above.
--	-------	---

Non-SFA Interest Rate Calculation (lesser of Plan Interest Rate and Non-SFA Interest Rate Limit):	5.85%	This amount is calculated based on the other information entered above.
Non-SFA Interest Rate Match Check:	Match	If the non-SFA Interest Rate Calculation is not equal to the non-SFA Interest Rate Used, provide explanation below.

SFA Interest Rate Limit (lowest average of the 3 segment rates plus 67 basis points):	3.77%	This amount is calculated based on the other information entered.
---	-------	---

SFA Interest Rate Calculation (lesser of Plan Interest Rate and SFA Interest Rate Limit):	3.77%	This amount is calculated based on the other information entered above.
SFA Interest Rate Match Check:	Match	If the SFA Interest Rate Calculation is not equal to the SFA Interest Rate Used, provide explanation below.

TEMPLATE 4A - Sheet 4A-2

v20221102p

SFA Determination - Benefit Payments for the "basic method" for all plans, and for the "increasing assets method" for MRPA plans

See Template 4A Instructions for Additional Instructions for Sheet 4A-2.

PLAN INFORMATION

Abbreviated Plan Name:	UFCW Tri-State Pension Fund
EIN:	236396097
PN:	001
SFA Measurement Date:	12/31/2022

On this Sheet, show all benefit payment amounts as positive amounts.

PROJECTED BENEFIT PAYMENTS for:

SFA Measurement Date / Plan Year Start Date	Plan Year End Date	Current Retirees and Beneficiaries in Pay Status	Current Terminated Vested Participants	Current Active Participants	New Entrants	Total
12/31/2022	12/31/2023	\$55,754,689	\$8,657,967	\$3,997,281	\$0	\$68,409,936
01/01/2024	12/31/2024	\$54,094,626	\$4,927,065	\$5,739,540	\$0	\$64,761,231
01/01/2025	12/31/2025	\$52,363,242	\$6,332,280	\$7,216,372	\$0	\$65,911,894
01/01/2026	12/31/2026	\$50,574,069	\$8,053,768	\$8,502,144	\$0	\$67,129,981
01/01/2027	12/31/2027	\$48,786,102	\$9,974,418	\$9,547,565	\$0	\$68,308,085
01/01/2028	12/31/2028	\$46,921,231	\$12,245,858	\$10,462,811	\$0	\$69,629,900
01/01/2029	12/31/2029	\$45,016,342	\$14,118,379	\$11,208,415	\$0	\$70,343,136
01/01/2030	12/31/2030	\$43,085,497	\$16,085,271	\$11,780,685	\$0	\$70,951,453
01/01/2031	12/31/2031	\$41,126,415	\$18,102,603	\$12,227,679	\$0	\$71,456,696
01/01/2032	12/31/2032	\$39,142,336	\$19,773,035	\$12,561,762	\$0	\$71,477,132
01/01/2033	12/31/2033	\$37,152,013	\$21,386,230	\$12,802,531	\$0	\$71,340,774
01/01/2034	12/31/2034	\$35,144,923	\$22,977,273	\$12,960,396	\$0	\$71,082,591
01/01/2035	12/31/2035	\$33,127,575	\$24,229,934	\$13,061,373	\$0	\$70,418,882
01/01/2036	12/31/2036	\$31,106,772	\$25,332,652	\$13,083,497	\$0	\$69,522,921
01/01/2037	12/31/2037	\$29,089,522	\$26,134,580	\$13,041,601	\$0	\$68,265,703
01/01/2038	12/31/2038	\$27,083,347	\$26,678,264	\$12,961,074	\$0	\$66,722,685
01/01/2039	12/31/2039	\$25,096,334	\$27,074,677	\$12,837,470	\$0	\$65,008,480
01/01/2040	12/31/2040	\$23,137,293	\$27,402,375	\$12,664,848	\$0	\$63,204,515
01/01/2041	12/31/2041	\$21,215,885	\$27,599,310	\$12,456,470	\$0	\$61,271,665
01/01/2042	12/31/2042	\$19,342,341	\$27,655,431	\$12,223,867	\$0	\$59,221,639
01/01/2043	12/31/2043	\$17,526,979	\$27,606,193	\$11,949,074	\$0	\$57,082,246
01/01/2044	12/31/2044	\$15,779,945	\$27,471,675	\$11,646,645	\$0	\$54,898,265
01/01/2045	12/31/2045	\$14,111,015	\$27,167,637	\$11,314,039	\$0	\$52,592,691
01/01/2046	12/31/2046	\$12,529,083	\$26,866,666	\$10,949,273	\$0	\$50,345,022
01/01/2047	12/31/2047	\$11,041,977	\$26,437,750	\$10,561,361	\$0	\$48,041,088
01/01/2048	12/31/2048	\$9,656,283	\$26,050,823	\$10,139,482	\$0	\$45,846,589
01/01/2049	12/31/2049	\$8,376,865	\$25,668,930	\$9,700,680	\$0	\$43,746,475
01/01/2050	12/31/2050	\$7,206,882	\$25,247,328	\$9,242,807	\$0	\$41,697,017
01/01/2051	12/31/2051	\$6,147,609	\$24,751,413	\$8,766,253	\$0	\$39,665,275

TEMPLATE 4A - Sheet 4A-3

v20221102p

SFA Determination - Participant Count and Administrative Expenses for the "basic method" for all plans, and for the "increasing assets method" for MPRA plans

See Template 4A Instructions for Additional Instructions for Sheet 4A-3.

PLAN INFORMATION

Abbreviated Plan Name:	UFCW Tri-State Pension Fund
EIN:	236396097
PN:	001
SFA Measurement Date:	12/31/2022

On this Sheet, show all administrative expense amounts as positive amounts.

			On this Sheet, show all administrative expense amounts as positive amounts			
			PROJECTED ADMINISTRATIVE EXPENSES for:			
SFA Measurement Date / Plan Year Start Date		Plan Year End Date	Total Participant Count at Beginning of Plan Year	PBGC Premiums	Other	Total
12/31/2022		12/31/2023	N/A	\$1,002,954	\$1,663,547	\$2,666,501
01/01/2024		12/31/2024	28,198	\$1,043,328	\$1,429,071	\$2,472,399
01/01/2025		12/31/2025	27,769	\$1,055,223	\$1,394,693	\$2,449,916
01/01/2026		12/31/2026	27,363	\$1,067,157	\$1,436,534	\$2,503,691
01/01/2027		12/31/2027	26,976	\$1,079,058	\$1,479,630	\$2,558,688
01/01/2028		12/31/2028	26,577	\$1,089,655	\$1,524,019	\$2,613,674
01/01/2029		12/31/2029	26,160	\$1,098,713	\$1,569,740	\$2,668,453
01/01/2030		12/31/2030	25,734	\$1,106,559	\$1,616,832	\$2,723,391
01/01/2031		12/31/2031	25,302	\$1,315,725	\$1,665,337	\$2,981,062
01/01/2032		12/31/2032	24,849	\$1,341,869	\$1,715,297	\$3,057,166
01/01/2033		12/31/2033	24,393	\$1,365,996	\$1,766,756	\$3,132,752
01/01/2034		12/31/2034	23,923	\$1,387,548	\$1,819,759	\$3,207,307
01/01/2035		12/31/2035	23,442	\$1,406,550	\$1,874,351	\$3,280,901
01/01/2036		12/31/2036	22,949	\$1,422,865	\$1,930,582	\$3,353,447
01/01/2037		12/31/2037	22,445	\$1,436,494	\$1,988,499	\$3,424,993
01/01/2038		12/31/2038	21,930	\$1,447,350	\$2,048,154	\$3,495,504
01/01/2039		12/31/2039	21,404	\$1,455,457	\$2,109,599	\$3,565,056
01/01/2040		12/31/2040	20,868	\$1,460,769	\$2,172,887	\$3,633,656
01/01/2041		12/31/2041	20,323	\$1,463,276	\$2,238,073	\$3,701,349
01/01/2042		12/31/2042	19,770	\$1,462,992	\$2,305,216	\$3,768,208
01/01/2043		12/31/2043	19,210	\$1,459,954	\$2,374,372	\$3,834,326
01/01/2044		12/31/2044	18,643	\$1,454,170	\$2,445,603	\$3,899,773
01/01/2045		12/31/2045	18,072	\$1,445,776	\$2,518,971	\$3,964,747
01/01/2046		12/31/2046	17,498	\$1,434,836	\$2,594,541	\$4,029,377
01/01/2047		12/31/2047	16,922	\$1,421,476	\$2,672,377	\$4,093,853
01/01/2048		12/31/2048	16,347	\$1,422,214	\$2,752,548	\$4,174,762
01/01/2049		12/31/2049	15,774	\$1,419,649	\$2,835,124	\$4,254,773
01/01/2050		12/31/2050	15,204	\$1,413,982	\$2,920,178	\$4,334,160
01/01/2051		12/31/2051	14,640	\$1,405,440	\$3,007,784	\$4,413,224

TEMPLATE 4A - Sheet 4A-4

v20221102p

SFA Determination - Details for the "basic method" under § 4262.4(a)(I) for all plans

See Template 4A Instructions for Additional Instructions for Sheet 4A-4.

PLAN INFORMATION

Abbreviated Plan Name:	UFCW Tri-State Pension Fund	
EIN:	236396097	
PN:	001	
MPRA Plan?	No	Meets the definition of a MPRA plan described in § 4262.4(a)(3)?
If a MPRA Plan, which method yields the greatest amount of SFA?	N/A	MPRA increasing assets method described in § 4262.4(a)(2)(i). MPRA present value method described in § 4262.4(a)(2)(ii).
SFA Measurement Date:	12/31/2022	
Fair Market Value of Assets as of the SFA Measurement Date:	\$265,659,446	
SFA Amount as of the SFA Measurement Date under the method calculated in this Sheet:	\$638,272,612	Per § 4262.4(a)(1), the lowest whole dollar amount (not less than \$0) for which, as of the last day of each plan year during the SFA coverage period, projected SFA assets and projected non-SFA assets are both greater than or equal to zero.
Projected SFA exhaustion year:	2033	Only required on this sheet if the requested amount of SFA is based on the "basic method". Plan Year Start Date of the plan year in which the sum of annual projected benefit payments and administrative expenses for the year exceeds the beginning-of-year projected SFA assets.
Non-SFA Interest Rate:	5.85%	
SFA Interest Rate:	3.77%	

		On this Sheet, show payments INTO the plan as positive amounts, and payments OUT of the plan as negative amounts.												
		(1)	(2)	(3)	(4)	(5)	(6)	(7)	(8)	(9)	(10)	(11)	(12)	
						Make-up Payments Attributable to Reinstatement of Benefits Suspended through the SFA Measurement Date	Administrative Expenses (excluding amount owed PBGC under 4261 of ERISA; should match total from Sheet 4A-3)	Benefit Payments (from (4) and (5)) and Administrative Expenses (from (6)) Paid from SFA Assets	SFA Investment Income Based on SFA Interest Rate	Projected SFA Assets at End of Plan Year (prior year assets + (7) + (8))	Benefit Payments (from (4) and (5)) and Administrative Expenses (from (6)) Paid from Non-SFA Assets	Non-SFA Investment Income Based on Non- SFA Interest Rate	Projected Non-SFA Assets at End of Plan Year (prior year assets + (1) + (2) + (3) + (10) + (11))	
SFA Measurement Date / Plan Year Start Date	Plan Year End Date	Contributions	Withdrawal Liability Payments	Other Payments to Plan (excluding financial assistance and SFA)	Benefit Payments (should match total from Sheet 4A-2)									
12/31/2022	12/31/2023	\$11,582,263	\$0	\$0	-\$68,409,936	\$0	-\$2,666,501	-\$71,076,436	\$22,625,079	\$589,821,255	\$0	\$15,851,627	\$293,093,336	
01/01/2024	12/31/2024	\$11,169,450	\$0	\$0	-\$64,761,231	\$0	-\$2,472,399	-\$67,233,630	\$20,877,012	\$543,464,636	\$0	\$17,445,441	\$321,708,227	
01/01/2025	12/31/2025	\$10,778,519	\$0	\$0	-\$65,911,894	\$0	-\$2,449,916	-\$68,361,810	\$19,106,406	\$494,209,231	\$0	\$19,108,930	\$351,595,677	
01/01/2026	12/31/2026	\$10,401,271	\$0	\$0	-\$67,129,981	\$0	-\$2,503,691	-\$69,633,672	\$17,223,701	\$441,799,260	\$0	\$20,847,231	\$382,844,179	
01/01/2027	12/31/2027	\$10,037,227	\$0	\$0	-\$68,308,085	\$0	-\$2,558,688	-\$70,866,773	\$15,222,863	\$386,155,351	\$0	\$22,665,508	\$415,546,913	
01/01/2028	12/31/2028	\$9,685,924	\$0	\$0	-\$69,629,900	\$0	-\$2,613,674	-\$72,243,574	\$13,097,158	\$327,008,935	\$0	\$24,569,198	\$449,802,035	
01/01/2029	12/31/2029	\$9,346,916	\$0	\$0	-\$70,343,136	\$0	-\$2,668,453	-\$73,011,588	\$10,851,826	\$264,849,173	\$0	\$26,564,033	\$485,712,985	
01/01/2030	12/31/2030	\$9,019,774	\$0	\$0	-\$70,951,453	\$0	-\$2,723,391	-\$73,674,844	\$8,495,019	\$199,669,348	\$0	\$28,656,052	\$523,388,811	
01/01/2031	12/31/2031	\$8,704,082	\$0	\$0	-\$71,456,696	\$0	-\$2,981,062	-\$74,437,758	\$6,024,537	\$131,256,126	\$0	\$30,851,624	\$562,944,517	
01/01/2032	12/31/2032	\$8,399,439	\$0	\$0	-\$71,477,132	\$0	-\$3,057,166	-\$74,534,298	\$3,443,753	\$60,165,581	\$0	\$33,157,464	\$604,501,420	
01/01/2033	12/31/2033	\$8,297,366	\$0	\$0	-\$71,340,774	\$0	-\$3,132,752	-\$60,165,581	\$0	\$0	-\$14,307,944	\$35,137,728	\$633,628,570	
01/01/2034	12/31/2034	\$8,214,392	\$0	\$0	-\$71,082,591	\$0	-\$3,207,307	\$0	\$0	\$0	-\$74,289,898	\$34,961,569	\$602,514,634	
01/01/2035	12/31/2035	\$8,132,248	\$0	\$0	-\$70,418,882	\$0	-\$3,280,901	\$0	\$0	\$0	-\$73,699,783	\$33,158,358	\$570,105,457	
01/01/2036	12/31/2036	\$8,050,926	\$0	\$0	-\$69,522,921	\$0	-\$3,353,447	\$0	\$0	\$0	-\$72,876,368	\$31,286,748	\$536,566,764	
01/01/2037	12/31/2037	\$7,970,417	\$0	\$0	-\$68,265,703	\$0	-\$3,424,993	\$0	\$0	\$0	-\$71,690,696	\$29,360,521	\$502,207,005	
01/01/2038	12/31/2038	\$7,890,713	\$0	\$0	-\$66,722,685	\$0	-\$3,495,504	\$0	\$0	\$0	-\$70,218,189	\$27,395,328	\$467,274,857	
01/01/2039	12/31/2039	\$7,811,805	\$0	\$0	-\$65,008,480	\$0	-\$3,565,056	\$0	\$0	\$0	-\$68,573,536	\$25,402,085	\$431,915,211	
01/01/2040	12/31/2040	\$7,733,687	\$0	\$0	-\$63,204,515	\$0	-\$3,633,656	\$0	\$0	\$0	-\$66,838,171	\$23,386,686	\$396,197,413	
01/01/2041	12/31/2041	\$7,656,350	\$0	\$0	-\$61,271,665	\$0	-\$3,701,349	\$0	\$0	\$0	-\$64,973,015	\$21,354,425	\$360,235,173	
01/01/2042	12/31/2042	\$7,579,787	\$0	\$0	-\$59,221,639	\$0	-\$3,768,208	\$0	\$0	\$0	-\$62,989,847	\$19,311,581	\$324,136,695	
01/01/2043	12/31/2043	\$7,503,989	\$0	\$0	-\$57,082,246	\$0	-\$3,834,326	\$0	\$0	\$0	-\$60,916,572	\$17,263,601	\$287,987,713	
01/01/2044	12/31/2044	\$7,428,949	\$0	\$0	-\$54,898,265	\$0	-\$3,899,773	\$0	\$0	\$0	-\$58,798,038	\$15,214,080	\$251,832,705	
01/01/2045	12/31/2045	\$7,354,660	\$0	\$0	-\$52,592,691	\$0	-\$3,964,747	\$0	\$0	\$0	-\$56,557,439	\$13,168,055	\$215,797,980	
01/01/2046	12/31/2046	\$7,281,113	\$0	\$0	-\$50,345,022	\$0	-\$4,029,377	\$0	\$0	\$0	-\$54,374,398	\$11,127,224	\$179,831,919	
01/01/2047	12/31/2047	\$7,208,302	\$0	\$0	-\$48,041,088	\$0	-\$4,093,853	\$0	\$0	\$0	-\$52,134,941	\$9,092,182	\$143,997,462	
01/01/2048	12/31/2048	\$7,136,219	\$0	\$0	-\$45,846,589	\$0	-\$4,174,762	\$0	\$0	\$0	-\$50,021,351	\$7,061,116	\$108,173,447	
01/01/2049	12/31/2049	\$7,064,857	\$0	\$0	-\$43,746,475	\$0	-\$4,254,773	\$0	\$0	\$0	-\$48,001,249	\$5,027,667	\$72,264,722	
01/01/2050	12/31/2050	\$6,994,208	\$0	\$0	-\$41,697,017	\$0	-\$4,334,160	\$0	\$0	\$0	-\$46,031,177	\$2,987,650	\$36,215,403	
01/01/2051	12/31/2051	\$6,924,266	\$0	\$0	-\$39,665,275	\$0	-\$4,413,224	\$0	\$0	\$0	-\$44,078,499	\$938,832	\$2	

TEMPLATE 5A

v20220802p

Baseline - for non-MPRA plans using the "basic method", or for MPRA plans for which the requested amount of SFA is determined under the "increasing assets method"

File name: *Template 5A Plan Name*, where "Plan Name" is an abbreviated version of the plan name.

Instructions for Section C, Item (5) of the Instructions for Filing Requirements for Multiemployer Plans Applying for Special Financial Assistance:

This Template 5A is not required if all assumptions and methods used to determine the requested SFA amount are identical to those used in the most recent actuarial certification of plan status completed before 1/1/2021 ("pre-2021 certification of plan status"), except the non-SFA and SFA interest rates, and except any assumptions that were changed in accordance with Section III, Acceptable Assumption Changes in PBGC's SFA assumptions guidance (other than the acceptable assumption change for "missing" terminated vested participants described in Section III.E. of PBGC's SFA assumptions guidance).

Provide a separate deterministic projection ("Baseline") using the same calculation methodology used to determine the requested SFA amount, in the same format as Template 4A (Sheets 4A-2, 4A-3, and either 4A-4 or 4A-5) that shows the amount of SFA that would be determined if all underlying assumptions and methods used in the projection were the same as those used in the pre-2021 certification of plan status, except the plan's non-SFA interest rate and SFA interest rate, which should be the same as used in Template 4A (Sheet 4A-1).

For purposes of this Template 5A, any assumption change made in accordance with Section III, Acceptable Assumption Changes, in PBGC's SFA assumptions guidance should be reflected in this Baseline calculation of the SFA amount and supporting projection information, except that an assumption change for "missing" terminated vested participants described in Section III.E of PBGC's SFA assumptions guidance should not be reflected in the Baseline projections. See examples in the SFA instructions for Section C, Item (5).

Additional instructions for each individual worksheet:

Sheet

5A-1 Baseline - Benefit Payments for the "basic method", or for MPRA plans for which the requested amount of SFA is determined under the "increasing assets method"

See Template 4A instructions for Sheet 4A-2, except provide the benefit payment projection used to determine the Baseline SFA amount.

5A-2 Baseline - Participant Count and Administrative Expenses for the "basic method", or for MPRA plans for which the requested amount of SFA is determined under the "increasing assets method"

See Template 4A instructions for Sheet 4A-3, except provide the projected total participant count and administrative expense projection used to determine the Baseline SFA amount.

5A-3 Baseline - Details for the "basic method" under § 4262.4(a)(1) for non-MPRA plans, or for the "increasing assets method" under § 4262.4(a)(2)(i) for MPRA plans for which the requested amount of SFA is determined under that method

For non-MPRA plans, see Template 4A instructions for Sheet 4A-4, except provide the projection used to determine the Baseline SFA amount under the "basic method" described in § 4262.4(a)(1). Unlike Sheet 4A-4, it is not necessary to explicitly identify the projected SFA exhaustion year in Sheet 5A-3.

For MPRA plans for which the requested amount of SFA is determined under the "increasing assets method", see Template 4A instructions for Sheet 4A-5, except provide the projection used to determine the Baseline SFA amount under the "increasing assets method" described in § 4262.4(a)(2)(i). Unlike Sheet 4A-5, it is not necessary to identify the projected SFA exhaustion year in Sheet 5A-3.

Version Updates (newest version at top)

Version	Date updated	
v20220802p	08/02/2022	Cosmetic changes to increase the size of some rows
v20220701p	07/01/2022	

TEMPLATE 5A - Sheet 5A-1

v20220802p

Baseline - Benefit Payments for the "basic method", or for MPRA plans for which the requested amount of SFA is determined under the "increasing assets method"

See Template 4A instructions for Sheet 4A-2, except provide the benefit payment projection used to determine the Baseline SFA amount.

PLAN INFORMATION

Abbreviated Plan Name:	UFCW Tri-State Pension Fund
EIN:	236396097
PN:	001
SFA Measurement Date:	12/31/2022

On this Sheet, show all benefit payment amounts as positive amounts.

PROJECTED BENEFIT PAYMENTS for:

SFA Measurement Date / Plan Year Start Date	Plan Year End Date	Current Retirees and Beneficiaries in Pay Status	Current Terminated Vested Participants	Current Active Participants	New Entrants	Total
12/31/2022	12/31/2023	\$55,875,484	\$9,884,114	\$4,207,841	\$0	\$69,967,439
01/01/2024	12/31/2024	\$54,208,603	\$5,451,707	\$6,031,248	\$0	\$65,691,558
01/01/2025	12/31/2025	\$52,475,745	\$6,984,229	\$7,566,597	\$0	\$67,026,571
01/01/2026	12/31/2026	\$50,688,968	\$8,784,590	\$8,894,388	\$0	\$68,367,946
01/01/2027	12/31/2027	\$48,895,425	\$10,893,707	\$9,962,791	\$0	\$69,751,923
01/01/2028	12/31/2028	\$47,025,099	\$13,309,533	\$10,888,824	\$0	\$71,223,456
01/01/2029	12/31/2029	\$45,114,876	\$15,335,604	\$11,629,754	\$0	\$72,080,235
01/01/2030	12/31/2030	\$43,178,745	\$17,381,415	\$12,183,375	\$0	\$72,743,535
01/01/2031	12/31/2031	\$41,214,404	\$19,523,490	\$12,600,343	\$0	\$73,338,237
01/01/2032	12/31/2032	\$39,225,085	\$21,240,740	\$12,911,172	\$0	\$73,376,997
01/01/2033	12/31/2033	\$37,229,532	\$22,924,260	\$13,121,966	\$0	\$73,275,758
01/01/2034	12/31/2034	\$35,217,230	\$24,495,922	\$13,243,356	\$0	\$72,956,508
01/01/2035	12/31/2035	\$33,194,698	\$25,753,582	\$13,302,262	\$0	\$72,250,542
01/01/2036	12/31/2036	\$31,168,752	\$26,798,620	\$13,276,798	\$0	\$71,244,169
01/01/2037	12/31/2037	\$29,146,425	\$27,535,314	\$13,182,754	\$0	\$69,864,493
01/01/2038	12/31/2038	\$27,135,264	\$27,999,910	\$13,047,982	\$0	\$68,183,157
01/01/2039	12/31/2039	\$25,143,389	\$28,299,982	\$12,868,109	\$0	\$66,311,479
01/01/2040	12/31/2040	\$23,179,646	\$28,516,174	\$12,637,539	\$0	\$64,333,358
01/01/2041	12/31/2041	\$21,253,735	\$28,599,839	\$12,371,045	\$0	\$62,224,619
01/01/2042	12/31/2042	\$19,375,924	\$28,543,410	\$12,081,511	\$0	\$60,000,845
01/01/2043	12/31/2043	\$17,556,560	\$28,367,944	\$11,751,134	\$0	\$57,675,639
01/01/2044	12/31/2044	\$15,805,818	\$28,117,562	\$11,395,763	\$0	\$55,319,143
01/01/2045	12/31/2045	\$14,133,491	\$27,687,133	\$11,013,418	\$0	\$52,834,042
01/01/2046	12/31/2046	\$12,548,482	\$27,267,786	\$10,602,923	\$0	\$50,419,191
01/01/2047	12/31/2047	\$11,058,624	\$26,719,716	\$10,174,221	\$0	\$47,952,562
01/01/2048	12/31/2048	\$9,670,491	\$26,223,612	\$9,716,747	\$0	\$45,610,851
01/01/2049	12/31/2049	\$8,388,928	\$25,752,721	\$9,248,525	\$0	\$43,390,174
01/01/2050	12/31/2050	\$7,217,076	\$25,252,467	\$8,767,297	\$0	\$41,236,840
01/01/2051	12/31/2051	\$6,156,186	\$24,683,358	\$8,274,047	\$0	\$39,113,592

TEMPLATE 5A - Sheet 5A-2

v20220802p

Baseline - Participant Count and Administrative Expenses for the "basic method", or for MPRA plans for which the requested amount of SFA is determined under the "increasing assets method"

See Template 4A instructions for Sheet 4A-3, except provide the projected total participant count and administrative expense projection used to determine the Baseline SFA amount.

PLAN INFORMATION

Abbreviated Plan Name:	UFCW Tri-State Pension Fund
EIN:	236396097
PN:	001
SFA Measurement Date:	12/31/2022

On this Sheet, show all administrative expense amounts as positive amounts.

			On this Sheet, show all administrative expense amounts as positive amounts		
			PROJECTED ADMINISTRATIVE EXPENSES for:		
SFA Measurement Date / Plan Year Start Date Plan Year End Date		Total Participant Count at Beginning of Plan Year	PBGC Premiums	Other	Total
12/31/2022	12/31/2023	N/A	\$955,112	\$1,301,869	\$2,256,981
01/01/2024	12/31/2024	28,025	\$974,214	\$1,327,906	\$2,302,120
01/01/2025	12/31/2025	27,474	\$993,698	\$1,354,464	\$2,348,162
01/01/2026	12/31/2026	26,941	\$1,013,572	\$1,381,554	\$2,395,126
01/01/2027	12/31/2027	26,421	\$1,033,844	\$1,409,185	\$2,443,029
01/01/2028	12/31/2028	25,900	\$1,054,520	\$1,437,368	\$2,491,888
01/01/2029	12/31/2029	25,371	\$1,075,611	\$1,466,116	\$2,541,727
01/01/2030	12/31/2030	24,844	\$1,097,123	\$1,495,438	\$2,592,561
01/01/2031	12/31/2031	24,317	\$1,119,066	\$1,525,347	\$2,644,413
01/01/2032	12/31/2032	23,780	\$1,141,447	\$1,555,854	\$2,697,301
01/01/2033	12/31/2033	23,244	\$1,164,276	\$1,586,971	\$2,751,247
01/01/2034	12/31/2034	22,699	\$1,187,561	\$1,618,710	\$2,806,271
01/01/2035	12/31/2035	22,147	\$1,211,313	\$1,651,084	\$2,862,397
01/01/2036	12/31/2036	21,586	\$1,235,539	\$1,684,106	\$2,919,645
01/01/2037	12/31/2037	21,016	\$1,260,250	\$1,717,788	\$2,978,038
01/01/2038	12/31/2038	20,440	\$1,285,455	\$1,752,144	\$3,037,599
01/01/2039	12/31/2039	19,857	\$1,311,164	\$1,787,187	\$3,098,351
01/01/2040	12/31/2040	19,269	\$1,337,387	\$1,822,931	\$3,160,318
01/01/2041	12/31/2041	18,675	\$1,364,135	\$1,859,389	\$3,223,524
01/01/2042	12/31/2042	18,078	\$1,391,417	\$1,896,577	\$3,287,994
01/01/2043	12/31/2043	17,480	\$1,419,246	\$1,934,509	\$3,353,755
01/01/2044	12/31/2044	16,879	\$1,447,631	\$1,973,199	\$3,420,830
01/01/2045	12/31/2045	16,280	\$1,476,583	\$2,012,663	\$3,489,246
01/01/2046	12/31/2046	15,685	\$1,506,115	\$2,052,916	\$3,559,031
01/01/2047	12/31/2047	15,093	\$1,536,237	\$2,093,974	\$3,630,211
01/01/2048	12/31/2048	14,505	\$1,566,962	\$2,135,854	\$3,702,816
01/01/2049	12/31/2049	13,925	\$1,598,301	\$2,178,571	\$3,776,872
01/01/2050	12/31/2050	13,354	\$1,630,267	\$2,222,142	\$3,852,409
01/01/2051	12/31/2051	12,794	\$1,662,873	\$2,266,585	\$3,929,458

TEMPLATE 5A - Sheet 5A-3

v20220802p

Baseline - Details for the "basic method" under § 4262.4(a)(1) for non-MPRA plans, or for the "increasing assets method" under § 4262.4(a)(2)(i) for MPRA plans for which the requested amount of SFA is determined under that method

See Template 4A instructions for Sheet 4A-4 or Sheet 4A-5, except provide the projection used to determine the Baseline SFA amount.

PLAN INFORMATION

Abbreviated Plan Name:	UFCW Tri-State Pension Fund
EIN:	236396097
PN:	001
MPRA Plan?	No
If a MPRA Plan, which method yields the greatest amount of SFA?	N/A
SFA Measurement Date:	12/31/2022
Fair Market Value of Assets as of the SFA Measurement Date:	\$266,663,668
SFA Amount as of the SFA Measurement Date under the method calculated in this Sheet:	\$598,461,061
Non-SFA Interest Rate:	5.85%
SFA Interest Rate:	3.77%

On this Sheet, show payments INTO the plan as positive amounts, and payments OUT of the plan as negative amounts.														
SFA Measurement Date / Plan Year Start Date		(1)	(2)	(3)	(4)	(5)	(6)	(7)	(8)	(9)	(10)	(11)	(12)	
Plan Year End Date		Contributions	Withdrawal Liability Payments	Other Payments to Plan (excluding financial assistance and SFA)	Benefit Payments (should match total from Sheet 5A-1)	Make-up Payments Attributable to Reinstatement of Benefits Suspended through the SFA Measurement Date	Administrative Expenses (excluding amount owed PBGC under 4261 of ERISA; should match total from Sheet 5A-2)	Benefit Payments (from (4) and (5)) and Administrative Expenses (from (6)) Paid from SFA Assets	SFA Investment Income Based on SFA Interest Rate	Projected SFA Assets at End of Plan Year (prior year assets + (7) + (8))	Benefit Payments (from (4) and (5)) and Administrative Expenses (from (6)) Paid from Non-SFA Assets	Non-SFA Investment Income Based on Non-SFA Interest Rate	Projected Non-SFA Assets at End of Plan Year (prior year assets + (1) + (2) + (3) + (10) + (11))	
12/31/2022	12/31/2023	\$11,958,219	\$0	\$0	-\$69,967,439	\$0	-\$2,256,981	-\$72,224,420	\$21,200,552	\$547,437,193	\$0	\$15,949,602	\$294,571,490	
01/01/2024	12/31/2024	\$11,958,219	\$0	\$0	-\$65,691,558	\$0	-\$2,302,120	-\$67,993,679	\$19,356,701	\$498,800,216	\$0	\$17,582,210	\$324,111,919	
01/01/2025	12/31/2025	\$11,958,219	\$0	\$0	-\$67,026,571	\$0	-\$2,348,162	-\$69,374,733	\$17,497,054	\$446,922,537	\$0	\$19,310,325	\$355,380,463	
01/01/2026	12/31/2026	\$11,958,219	\$0	\$0	-\$68,367,946	\$0	-\$2,395,126	-\$70,763,071	\$15,515,096	\$391,674,561	\$0	\$21,139,535	\$388,478,217	
01/01/2027	12/31/2027	\$11,958,219	\$0	\$0	-\$69,751,923	\$0	-\$2,443,029	-\$72,194,952	\$13,405,256	\$332,884,866	\$0	\$23,075,754	\$423,512,190	
01/01/2028	12/31/2028	\$11,958,219	\$0	\$0	-\$71,223,456	\$0	-\$2,491,888	-\$73,715,345	\$11,160,225	\$270,329,746	\$0	\$25,125,241	\$460,595,650	
01/01/2029	12/31/2029	\$11,958,219	\$0	\$0	-\$72,080,235	\$0	-\$2,541,727	-\$74,621,961	\$8,784,807	\$204,492,592	\$0	\$27,294,623	\$499,848,492	
01/01/2030	12/31/2030	\$11,958,219	\$0	\$0	-\$72,743,535	\$0	-\$2,592,561	-\$75,336,096	\$6,289,285	\$135,445,781	\$0	\$29,590,915	\$541,397,626	
01/01/2031	12/31/2031	\$11,958,219	\$0	\$0	-\$73,338,237	\$0	-\$2,644,413	-\$75,982,650	\$3,674,033	\$63,137,164	\$0	\$32,021,539	\$585,377,384	
01/01/2032	12/31/2032	\$11,958,219	\$0	\$0	-\$73,376,997	\$0	-\$2,697,301	-\$63,137,164	\$0	\$0	-\$12,937,134	\$34,215,944	\$618,614,413	
01/01/2033	12/31/2033	\$11,958,219	\$0	\$0	-\$73,275,758	\$0	-\$2,751,247	\$0	\$0	\$0	-\$76,027,005	\$34,314,931	\$588,860,559	
01/01/2034	12/31/2034	\$11,958,219	\$0	\$0	-\$72,956,508	\$0	-\$2,806,271	\$0	\$0	\$0	-\$75,762,780	\$32,582,059	\$557,638,057	
01/01/2035	12/31/2035	\$11,958,219	\$0	\$0	-\$72,250,542	\$0	-\$2,862,397	\$0	\$0	\$0	-\$75,112,939	\$30,774,551	\$525,257,888	
01/01/2036	12/31/2036	\$11,958,219	\$0	\$0	-\$71,244,169	\$0	-\$2,919,645	\$0	\$0	\$0	-\$74,163,814	\$28,908,073	\$491,960,366	
01/01/2037	12/31/2037	\$11,958,219	\$0	\$0	-\$69,864,493	\$0	-\$2,978,038	\$0	\$0	\$0	-\$72,842,531	\$26,998,815	\$458,074,869	
01/01/2038	12/31/2038	\$11,958,219	\$0	\$0	-\$68,183,157	\$0	-\$3,037,599	\$0	\$0	\$0	-\$71,220,756	\$25,063,951	\$423,876,283	
01/01/2039	12/31/2039	\$11,958,219	\$0	\$0	-\$66,311,479	\$0	-\$3,098,351	\$0	\$0	\$0	-\$69,409,830	\$23,116,303	\$389,540,974	
01/01/2040	12/31/2040	\$11,958,219	\$0	\$0	-\$64,333,358	\$0	-\$3,160,318	\$0	\$0	\$0	-\$67,493,676	\$21,163,735	\$355,169,252	
01/01/2041	12/31/2041	\$11,958,219	\$0	\$0	-\$62,224,619	\$0	-\$3,223,524	\$0	\$0	\$0	-\$65,448,143	\$19,212,821	\$320,892,149	
01/01/2042	12/31/2042	\$11,958,219	\$0	\$0	-\$60,000,845	\$0	-\$3,287,994	\$0	\$0	\$0	-\$63,288,839	\$17,270,770	\$286,832,299	
01/01/2043	12/31/2043	\$11,958,219	\$0	\$0	-\$57,675,639	\$0	-\$3,353,755	\$0	\$0	\$0	-\$61,029,393	\$15,344,358	\$253,105,483	
01/01/2044	12/31/2044	\$11,958,219	\$0	\$0	-\$55,319,143	\$0	-\$3,420,830	\$0	\$0	\$0	-\$58,739,973	\$13,438,304	\$219,762,033	
01/01/2045	12/31/2045	\$11,958,219	\$0	\$0	-\$52,834,042	\$0	-\$3,489,246	\$0	\$0	\$0	-\$56,323,288	\$11,558,401	\$186,955,365	
01/01/2046	12/31/2046	\$11,958,219	\$0	\$0	-\$50,419,191	\$0	-\$3,559,031	\$0	\$0	\$0	-\$53,978,222	\$9,707,804	\$154,643,166	
01/01/2047	12/31/2047	\$11,958,219	\$0	\$0	-\$47,952,562	\$0	-\$3,630,211	\$0	\$0	\$0	-\$51,582,773	\$7,887,607	\$122,906,218	
01/01/2048	12/31/2048	\$11,958,219	\$0	\$0	-\$45,610,851	\$0	-\$3,702,816	\$0	\$0	\$0	-\$49,313,666	\$6,097,367	\$91,648,138	
01/01/2049	12/31/2049	\$11,958,219	\$0	\$0	-\$43,390,174	\$0	-\$3,776,872	\$0	\$0	\$0	-\$47,167,046	\$4,331,558	\$60,770,869	
01/01/2050	12/31/2050	\$11,958,219	\$0	\$0	-\$41,236,840	\$0	-\$3,852,409	\$0	\$0	\$0	-\$45,089,249	\$2,586,013	\$30,225,852	
01/01/2051	12/31/2051	\$11,958,219	\$0	\$0	-\$39,113,592	\$0	-\$3,929,458	\$0	\$0	\$0	-\$43,043,050	\$858,981	\$2	

TEMPLATE 6A

v20220802p

Reconciliation - for non-MPRA plans using the "basic method", or for MPRA plans for which the requested amount of SFA is determined under the "increasing assets method"

File name: *Template 6A Plan Name*, where "Plan Name" is an abbreviated version of the plan name.

Instructions for Section C, Item (6) of the Instructions for Filing Requirements for Multiemployer Plans Applying for Special Financial Assistance:

This Template 6A is not required if all assumptions and methods used to determine the requested SFA amount are identical to those used in the most recent actuarial certification of plan status completed before 1/1/2021 ("pre-2021 certification of plan status"), except the non-SFA and SFA interest rates, and except any assumptions changed in accordance with Section III, Acceptable Assumption Changes, in PBGC's SFA assumptions guidance (other than the acceptable assumption change for "missing" terminated vested participants described in Section III.E of PBGC's SFA assumptions guidance).

This Template 6A is also not required if the requested SFA amount from Template 4A is the same as the SFA amount shown in Template 5A (Baseline).

If the assumptions/methods used to determine the requested SFA amount differ from those in the "Baseline" projection in Template 5A, then provide a reconciliation of the change in the total amount of SFA due to each change in assumption/method from the Baseline to the requested SFA as shown in Template 4A.

For each assumption/method change from the Baseline through the requested SFA amount, provide a deterministic projection using the same calculation methodology used to determine the requested SFA amount, in the same format as Template 4A (either Sheet 4A-4 or Sheet 4A-5).

Additional instructions for each individual worksheet:

Sheet

6A-1 Reconciliation - Summary for the "basic method", or for MPRA plans for which the requested amount of SFA is determined under the "increasing assets method"

For Item number 1, show the SFA amount determined in Template 5A using the "Baseline" assumptions and methods. If there is only one change in assumptions/methods between the Baseline (Template 5A) and the requested SFA amount (Template 4A), then show on Item number 2 the requested SFA amount, and briefly identify the change in assumptions from the Baseline.

If there is more than one change in assumptions/methods from the Baseline, show each individual change as a separate Item number. Each Item number should reflect all changes already measured in the prior Item number. For example, the difference between the SFA amount shown for Item number 4 and Item number 5 should be the incremental change due to changing the identified single assumption/method. The Item numbers should show assumption/method changes in the order that they were incrementally measured.

6A-2 Reconciliation - Details for the "basic method" under § 4262.4(a)(1) for non-MPRA plans, or for the "increasing assets method" under § 4262.4(a)(2)(i) for MPRA plans for which the requested amount of SFA is determined under that method

For non-MPRA plans, see Template 4A instructions for Sheet 4A-4, except provide the projection used to determine the intermediate Item number 2 SFA amount from Sheet 6A-1 under the "basic method" described in § 4262.4(a)(1). Unlike Sheet 4A-4, it is not necessary to explicitly identify the projected SFA exhaustion year in Sheet 6A-2.

For MPRA plans for which the requested amount of SFA is determined under the "increasing assets method", see Template 4A instructions for Sheet 4A-5, except provide the projection used to determine each intermediate SFA amount from Sheet 6A-1 under the "increasing assets method" described in § 4262.4(a)(2)(i). Unlike Sheet 4A-5, it is not necessary to explicitly identify the projected SFA exhaustion year in Sheet 6A-2.

A Reconciliation Details sheet is not needed for the last Item number shown in the Sheet 6A-1 Reconciliation, since the information should be the same as shown in Template 4A. For example, if there is only one assumption change from the Baseline, then Item number 2 should identify what assumption changed between the Baseline and Item number 2, where Item number 2 is the requested SFA amount. Since details on the determination of the requested SFA amount are shown in Template 4A, a separate Sheet 6A-2 Reconciliation Details is not required here.

6A-3 Reconciliation - Details for the "basic method" under § 4262.4(a)(1) for non-MPRA plans, or for the "increasing assets method" under § 4262.4(a)(2)(i) for MPRA plans for which the requested amount of SFA is determined under that method

See instructions for 6A-2 Reconciliation Details, except for the intermediate Item number 3 SFA amount from Sheet 6A-1.

6A-4 Reconciliation - Details for the "basic method" under § 4262.4(a)(1) for non-MPRA plans, or for the "increasing assets method" under § 4262.4(a)(2)(i) for MPRA plans for which the requested amount of SFA is determined under that method

See instructions for 6A-2 Reconciliation Details, except for the intermediate Item number 4 SFA amount from Sheet 6A-1.

6A-5 Reconciliation - Details for the "basic method" under § 4262.4(a)(1) for non-MPRA plans, or for the "increasing assets method" under § 4262.4(a)(2)(i) for MPRA plans for which the requested amount of SFA is determined under that method

See instructions for 6A-2 Reconciliation Details, except for the intermediate Item number 5 SFA amount from Sheet 6A-1.

Version Updates (newest version at top)

Version	Date updated	
v20220802p	08/02/2022	Cosmetic changes to increase the size of some rows
v20220701p	07/01/2022	

TEMPLATE 6A - Sheet 6A-1

v20220802p

Reconciliation - Summary for the "basic method", or for MPRA plans for which the requested amount of SFA is determined under the "increasing assets method"

See Template 6A Instructions for Additional Instructions for Sheet 6A-1.

PLAN INFORMATION

Abbreviated Plan Name:	UFCW Tri-State Pension Fund	
EIN:	236396097	
PN:	001	
MPRA Plan?	No	
If a MPRA Plan, which method yields the greatest amount of SFA?	N/A	

Item number	Basis for Assumptions/Methods. For each Item, briefly describe the incremental change reflected in the SFA amount.	Change in SFA Amount (from prior Item number)	SFA Amount	NOTE: A sheet with Recon Details is not required for the last Item number provided, since that information should be the same as provided in Template 4A.
1	Baseline	N/A	\$598,461,061	From Template 5A.
2	PBGC Death audit results reflected - The results of the death audit performed by the PBGC were reflected in our application in accordance with correspondence with the PBGC.	-\$11,356,904	\$587,104,157	Show details supporting the SFA amount on Sheet 6A-2.
3	Expense Assumption Change - Inflation rate increased from 2% to 3%; PBGC premiums projected independently, reflecting known rate changes, with PBGC premium rates projected to increase by 3% (rounded to the nearest dollar). Non-recurring SFA expenses assumed for 2023 and 2024.	\$4,190,902	\$591,295,059	Show details supporting the SFA amount on Sheet 6A-3.
4	Cash Flow Timing Change - Reflect known timing of cash flows instead of mid-year assumption from 2020 certification.	\$3,268,420	\$594,563,479	Show details supporting the SFA amount on Sheet 6A-4.
5	CBU Assumption Change - Contribution Base Units are assumed to decline 3.5% per year for PYE 2023 - PYE 2032, and then 1% thereafter. The 2020 certification assumed a level population.	\$51,744,932	\$646,308,411	Show details supporting the SFA amount on Sheet 6A-5.
6	Switch to Cash Basis - Contributions are projected on a cash basis. The receivable contribution at 12/31/2022 is not included in the 12/31/2022 Market Value of Assets. Contributions for 2023 and all future years are projected on an accrual basis. Only 11/12 of those projected contributions in each future year are assumed to come into that year, along with 1/12 of the prior year's projected contribution. For 2023, the prior year's contribution is the receivable from the 12/31/2022 audit.	\$149,625	\$646,458,036	Show details supporting the SFA amount on Sheet 6A-6.
7	Payment Form Election Change - 2020 certification assumption was that all future retirees choose a Single Life Annuity. Updated assumption has 55% choosing the Single Life Annuity, 30% choosing a 60% Joint & Survivor Annuity, 10% choosing a 100% Joint & Survivor Annuity, and 5% choosing a 10 Year Certain & Life Annuity.	-\$8,185,424	\$638,272,612	

Create additional rows as needed, and create additional detailed sheets by copying Sheet 6A-5 and re-labeling the header and the sheet name to be 6A-6, 6A-7, etc.

TEMPLATE 6A - Sheet 6A-2

Reconciliation - Details for the "basic method" under § 4262.4(a)(1) for non-MPRA plans, or for the "increasing assets method" under § 4262.4(a)(2)(i) for MPRA plans for which the requested amount of SFA is determined under that method

See Template 4A instructions for Sheet 4A-4 or Sheet 4A-5, except provide the projection used to determine the intermediate SFA amount.

PLAN INFORMATION

Abbreviated Plan Name:	UFCW Tri-State Pension Fund
EIN:	236396097
PN:	001
MPRA Plan?	No
If a MPRA Plan, which method yields the greatest amount of SFA?	N/A
SFA Measurement Date:	12/31/2022
Fair Market Value of Assets as of the SFA Measurement Date:	\$266,663,668
SFA Amount as of the SFA Measurement Date under the method calculated in this Sheet:	\$587,104,157
Non-SFA Interest Rate:	5.85%
SFA Interest Rate:	3.77%

On this Sheet, show payments INTO the plan as positive amounts, and payments OUT of the plan as negative amounts.													
		(1)	(2)	(3)	(4)	(5)	(6)	(7)	(8)	(9)	(10)	(11)	(12)
						Make-up Payments Attributable to Reinstatement of Benefits Suspended through the SFA Measurement Date	Administrative Expenses (excluding amount owed PBGC under 4261 of ERISA)	Benefit Payments (from (4) and (5)) and Administrative Expenses (from (6)) Paid from SFA Assets	SFA Investment Income Based on SFA Interest Rate	Projected SFA Assets at End of Plan Year (prior year assets + (7) + (8))	Benefit Payments (from (4) and (5)) and Administrative Expenses (from (6)) Paid from Non-SFA Assets	Non-SFA Investment Income Based on Non- SFA Interest Rate	Projected Non-SFA Assets at End of Plan Year (prior year assets + (1) + (2) + (3) + (10) + (11))
SFA Measurement Date / Plan Year Start Date	Plan Year End Date	Contributions	Withdrawal Liability Payments	Other Payments to Plan (excluding financial assistance and SFA)	Benefit Payments								
12/31/2022	12/31/2023	\$11,958,219	\$0	\$0	-\$68,797,177	\$0	-\$2,255,610	-\$71,052,787	\$20,794,482	\$536,845,852	\$0	\$15,949,602	\$294,571,490
01/01/2024	12/31/2024	\$11,958,219	\$0	\$0	-\$65,280,912	\$0	-\$2,300,722	-\$67,581,634	\$18,965,175	\$488,229,392	\$0	\$17,582,210	\$324,111,919
01/01/2025	12/31/2025	\$11,958,219	\$0	\$0	-\$66,548,407	\$0	-\$2,346,736	-\$68,895,143	\$17,107,575	\$436,441,824	\$0	\$19,310,325	\$355,380,463
01/01/2026	12/31/2026	\$11,958,219	\$0	\$0	-\$67,880,690	\$0	-\$2,393,671	-\$70,274,361	\$15,129,185	\$381,296,648	\$0	\$21,139,535	\$388,478,217
01/01/2027	12/31/2027	\$11,958,219	\$0	\$0	-\$69,161,920	\$0	-\$2,441,545	-\$71,603,465	\$13,025,158	\$322,718,342	\$0	\$23,075,754	\$423,512,190
01/01/2028	12/31/2028	\$11,958,219	\$0	\$0	-\$70,593,426	\$0	-\$2,490,375	-\$73,083,801	\$10,788,852	\$260,423,392	\$0	\$25,125,241	\$460,595,650
01/01/2029	12/31/2029	\$11,958,219	\$0	\$0	-\$71,359,023	\$0	-\$2,540,183	-\$73,899,206	\$8,424,962	\$194,949,148	\$0	\$27,294,623	\$499,848,492
01/01/2030	12/31/2030	\$11,958,219	\$0	\$0	-\$72,003,208	\$0	-\$2,590,986	-\$74,594,194	\$5,943,482	\$126,298,436	\$0	\$29,590,915	\$541,397,626
01/01/2031	12/31/2031	\$11,958,219	\$0	\$0	-\$72,529,667	\$0	-\$2,642,806	-\$75,172,473	\$3,344,450	\$54,470,413	\$0	\$32,021,539	\$585,377,384
01/01/2032	12/31/2032	\$11,958,219	\$0	\$0	-\$72,564,238	\$0	-\$2,695,663	-\$54,470,413	\$0	\$0	-\$20,789,488	\$33,986,262	\$610,532,378
01/01/2033	12/31/2033	\$11,958,219	\$0	\$0	-\$72,412,458	\$0	-\$2,749,576	\$0	\$0	\$0	-\$75,162,034	\$33,867,433	\$581,195,996
01/01/2034	12/31/2034	\$11,958,219	\$0	\$0	-\$72,125,193	\$0	-\$2,804,567	\$0	\$0	\$0	-\$74,929,760	\$32,158,048	\$550,382,502
01/01/2035	12/31/2035	\$11,958,219	\$0	\$0	-\$71,397,973	\$0	-\$2,860,658	\$0	\$0	\$0	-\$74,258,631	\$30,375,089	\$518,457,180
01/01/2036	12/31/2036	\$11,958,219	\$0	\$0	-\$70,422,782	\$0	-\$2,917,871	\$0	\$0	\$0	-\$73,340,654	\$28,534,309	\$485,609,054
01/01/2037	12/31/2037	\$11,958,219	\$0	\$0	-\$69,060,238	\$0	-\$2,976,229	\$0	\$0	\$0	-\$72,036,467	\$26,650,841	\$452,181,647
01/01/2038	12/31/2038	\$11,958,219	\$0	\$0	-\$67,395,539	\$0	-\$3,035,754	\$0	\$0	\$0	-\$70,431,293	\$24,742,289	\$418,450,862
01/01/2039	12/31/2039	\$11,958,219	\$0	\$0	-\$65,544,790	\$0	-\$3,096,469	\$0	\$0	\$0	-\$68,641,259	\$22,821,397	\$384,589,219
01/01/2040	12/31/2040	\$11,958,219	\$0	\$0	-\$63,602,730	\$0	-\$3,158,398	\$0	\$0	\$0	-\$66,761,127	\$20,895,484	\$350,681,795
01/01/2041	12/31/2041	\$11,958,219	\$0	\$0	-\$61,527,127	\$0	-\$3,221,566	\$0	\$0	\$0	-\$64,748,693	\$18,970,764	\$316,862,085
01/01/2042	12/31/2042	\$11,958,219	\$0	\$0	-\$59,328,937	\$0	-\$3,285,997	\$0	\$0	\$0	-\$62,614,934	\$17,054,723	\$283,260,093
01/01/2043	12/31/2043	\$11,958,219	\$0	\$0	-\$57,041,838	\$0	-\$3,351,718	\$0	\$0	\$0	-\$60,393,556	\$15,153,982	\$249,978,738
01/01/2044	12/31/2044	\$11,958,219	\$0	\$0	-\$54,715,243	\$0	-\$3,418,752	\$0	\$0	\$0	-\$58,133,994	\$13,273,115	\$217,076,077
01/01/2045	12/31/2045	\$11,958,219	\$0	\$0	-\$52,265,465	\$0	-\$3,487,127	\$0	\$0	\$0	-\$55,752,592	\$11,417,965	\$184,699,669
01/01/2046	12/31/2046	\$11,958,219	\$0	\$0	-\$49,889,116	\$0	-\$3,556,869	\$0	\$0	\$0	-\$53,445,985	\$9,591,414	\$152,803,317
01/01/2047	12/31/2047	\$11,958,219	\$0	\$0	-\$47,460,384	\$0	-\$3,628,006	\$0	\$0	\$0	-\$51,088,391	\$7,794,437	\$121,467,582
01/01/2048	12/31/2048	\$11,958,219	\$0	\$0	-\$45,161,394	\$0	-\$3,700,567	\$0	\$0	\$0	-\$48,861,961	\$6,026,419	\$90,590,259
01/01/2049	12/31/2049	\$11,958,219	\$0	\$0	-\$42,976,028	\$0	-\$3,774,578	\$0	\$0	\$0	-\$46,750,605	\$4,281,853	\$60,079,726
01/01/2050	12/31/2050	\$11,958,219	\$0	\$0	-\$40,856,920	\$0	-\$3,850,069	\$0	\$0	\$0	-\$44,706,989	\$2,556,762	\$29,887,718
01/01/2051	12/31/2051	\$11,958,219	\$0	\$0	-\$38,768,236	\$0	-\$3,927,071	\$0	\$0	\$0	-\$42,695,308	\$849,372	\$1

TEMPLATE 6A - Sheet 6A-3

Reconciliation - Details for the "basic method" under § 4262.4(a)(1) for non-MPRA plans, or for the "increasing assets method" under § 4262.4(a)(2)(i) for MPRA plans for which the requested amount of SFA is determined under that method

See Template 4A instructions for Sheet 4A-4 or Sheet 4A-5, except provide the projection used to determine the intermediate SFA amount.

PLAN INFORMATION

Abbreviated Plan Name:	UFCW Tri-State Pension Fund
EIN:	236396097
PN:	001
MPRA Plan?	No
If a MPRA Plan, which method yields the greatest amount of SFA?	N/A
SFA Measurement Date:	12/31/2022
Fair Market Value of Assets as of the SFA Measurement Date:	\$266,663,668
SFA Amount as of the SFA Measurement Date under the method calculated in this Sheet:	\$591,295,059
Non-SFA Interest Rate:	5.85%
SFA Interest Rate:	3.77%

		On this Sheet, show payments INTO the plan as positive amounts, and payments OUT of the plan as negative amounts.											
SFA Measurement Date / Plan Year Start Date	Plan Year End Date	(1)	(2)	(3)	(4)	(5)	(6)	(7)	(8)	(9)	(10)	(11)	(12)
		Contributions	Withdrawal Liability Payments	Other Payments to Plan (excluding financial assistance and SFA)	Benefit Payments	Make-up Payments Attributable to Reinstatement of Benefits Suspended through the SFA Measurement Date	Administrative Expenses (excluding amount owed PBGC under 4261 of ERISA)	Benefit Payments (from (4) and (5)) and Administrative Expenses (from (6)) Paid from SFA Assets	SFA Investment Income Based on SFA Interest Rate	Projected SFA Assets at End of Plan Year (prior year assets + (7) + (8))	Benefit Payments (from (4) and (5)) and Administrative Expenses (from (6)) Paid from Non-SFA Assets	Non-SFA Investment Income Based on Non-SFA Interest Rate	Projected Non-SFA Assets at End of Plan Year (prior year assets + (1) + (2) + (3) + (10) + (11))
12/31/2022	12/31/2023	\$11,958,219	\$0	\$0	-\$68,797,177	\$0	-\$2,663,135	-\$71,460,312	\$20,944,797	\$540,779,544	\$0	\$15,949,602	\$294,571,490
01/01/2024	12/31/2024	\$11,958,219	\$0	\$0	-\$65,280,912	\$0	-\$2,464,517	-\$67,745,429	\$19,110,387	\$492,144,503	\$0	\$17,582,210	\$324,111,919
01/01/2025	12/31/2025	\$11,958,219	\$0	\$0	-\$66,548,407	\$0	-\$2,437,193	-\$68,985,600	\$17,253,469	\$440,412,372	\$0	\$19,310,325	\$355,380,463
01/01/2026	12/31/2026	\$11,958,219	\$0	\$0	-\$67,880,690	\$0	-\$2,485,689	-\$70,366,379	\$15,277,140	\$385,323,132	\$0	\$21,139,535	\$388,478,217
01/01/2027	12/31/2027	\$11,958,219	\$0	\$0	-\$69,161,920	\$0	-\$2,534,933	-\$71,696,854	\$13,175,196	\$326,801,475	\$0	\$23,075,754	\$423,512,190
01/01/2028	12/31/2028	\$11,958,219	\$0	\$0	-\$70,593,426	\$0	-\$2,584,373	-\$73,177,799	\$10,941,014	\$264,564,690	\$0	\$25,125,241	\$460,595,650
01/01/2029	12/31/2029	\$11,958,219	\$0	\$0	-\$71,359,023	\$0	-\$2,633,773	-\$73,992,796	\$8,579,325	\$199,151,219	\$0	\$27,294,623	\$499,848,492
01/01/2030	12/31/2030	\$11,958,219	\$0	\$0	-\$72,003,208	\$0	-\$2,683,594	-\$74,686,802	\$6,100,155	\$130,564,572	\$0	\$29,590,915	\$541,397,626
01/01/2031	12/31/2031	\$11,958,219	\$0	\$0	-\$72,529,667	\$0	-\$2,928,048	-\$75,457,715	\$3,499,906	\$58,606,763	\$0	\$32,021,539	\$585,377,384
01/01/2032	12/31/2032	\$11,958,219	\$0	\$0	-\$72,564,238	\$0	-\$2,997,682	-\$58,606,763	\$0	\$0	-\$16,955,156	\$34,098,417	\$614,478,863
01/01/2033	12/31/2033	\$11,958,219	\$0	\$0	-\$72,412,458	\$0	-\$3,066,675	\$0	\$0	\$0	-\$75,479,133	\$34,089,027	\$585,046,976
01/01/2034	12/31/2034	\$11,958,219	\$0	\$0	-\$72,125,193	\$0	-\$3,134,617	\$0	\$0	\$0	-\$75,259,810	\$32,373,677	\$554,119,063
01/01/2035	12/31/2035	\$11,958,219	\$0	\$0	-\$71,397,973	\$0	-\$3,201,525	\$0	\$0	\$0	-\$74,599,498	\$30,583,708	\$522,061,491
01/01/2036	12/31/2036	\$11,958,219	\$0	\$0	-\$70,422,782	\$0	-\$3,267,300	\$0	\$0	\$0	-\$73,690,082	\$28,734,940	\$489,064,568
01/01/2037	12/31/2037	\$11,958,219	\$0	\$0	-\$69,060,238	\$0	-\$3,331,987	\$0	\$0	\$0	-\$72,392,225	\$26,842,583	\$455,473,145
01/01/2038	12/31/2038	\$11,958,219	\$0	\$0	-\$67,395,539	\$0	-\$3,395,707	\$0	\$0	\$0	-\$70,791,246	\$24,924,313	\$421,564,431
01/01/2039	12/31/2039	\$11,958,219	\$0	\$0	-\$65,544,790	\$0	-\$3,458,468	\$0	\$0	\$0	-\$69,003,258	\$22,992,952	\$387,512,344
01/01/2040	12/31/2040	\$11,958,219	\$0	\$0	-\$63,602,730	\$0	-\$3,520,403	\$0	\$0	\$0	-\$67,123,132	\$21,055,898	\$353,403,330
01/01/2041	12/31/2041	\$11,958,219	\$0	\$0	-\$61,527,127	\$0	-\$3,581,471	\$0	\$0	\$0	-\$65,108,598	\$19,119,446	\$319,372,397
01/01/2042	12/31/2042	\$11,958,219	\$0	\$0	-\$59,328,937	\$0	-\$3,641,857	\$0	\$0	\$0	-\$62,970,793	\$17,191,167	\$285,550,990
01/01/2043	12/31/2043	\$11,958,219	\$0	\$0	-\$57,041,838	\$0	-\$3,701,792	\$0	\$0	\$0	-\$60,743,630	\$15,277,760	\$252,043,338
01/01/2044	12/31/2044	\$11,958,219	\$0	\$0	-\$54,715,243	\$0	-\$3,761,222	\$0	\$0	\$0	-\$58,476,465	\$13,383,877	\$218,908,969
01/01/2045	12/31/2045	\$11,958,219	\$0	\$0	-\$52,265,465	\$0	-\$3,820,577	\$0	\$0	\$0	-\$56,086,043	\$11,515,436	\$186,296,581
01/01/2046	12/31/2046	\$11,958,219	\$0	\$0	-\$49,889,116	\$0	-\$3,879,983	\$0	\$0	\$0	-\$53,769,098	\$9,675,382	\$154,161,084
01/01/2047	12/31/2047	\$11,958,219	\$0	\$0	-\$47,460,384	\$0	-\$3,939,590	\$0	\$0	\$0	-\$51,399,974	\$7,864,752	\$122,584,081
01/01/2048	12/31/2048	\$11,958,219	\$0	\$0	-\$45,161,394	\$0	-\$4,014,409	\$0	\$0	\$0	-\$49,175,443	\$6,082,565	\$91,449,421
01/01/2049	12/31/2049	\$11,958,219	\$0	\$0	-\$42,976,028	\$0	-\$4,088,002	\$0	\$0	\$0	-\$47,064,030	\$4,322,946	\$60,666,556
01/01/2050	12/31/2050	\$11,958,219	\$0	\$0	-\$40,856,920	\$0	-\$4,161,845	\$0	\$0	\$0	-\$45,018,765	\$2,581,973	\$30,187,983
01/01/2051	12/31/2051	\$11,958,219	\$0	\$0	-\$38,768,236	\$0	-\$4,235,868	\$0	\$0	\$0	-\$43,004,104	\$857,905	\$3

TEMPLATE 6A - Sheet 6A-4

Reconciliation - Details for the "basic method" under § 4262.4(a)(1) for non-MPRA plans, or for the "increasing assets method" under § 4262.4(a)(2)(i) for MPRA plans for which the requested amount of SFA is determined under that method

See Template 4A instructions for Sheet 4A-4 or Sheet 4A-5, except provide the projection used to determine the intermediate SFA amount.

PLAN INFORMATION

Abbreviated Plan Name:	UFCW Tri-State Pension Fund
EIN:	236396097
PN:	001
MPRA Plan?	No
If a MPRA Plan, which method yields the greatest amount of SFA?	N/A
SFA Measurement Date:	12/31/2022
Fair Market Value of Assets as of the SFA Measurement Date:	\$266,663,668
SFA Amount as of the SFA Measurement Date under the method calculated in this Sheet:	\$594,563,479
Non-SFA Interest Rate:	5.85%
SFA Interest Rate:	3.77%

On this Sheet, show payments INTO the plan as positive amounts, and payments OUT of the plan as negative amounts.													
		(1)	(2)	(3)	(4)	(5)	(6)	(7)	(8)	(9)	(10)	(11)	(12)
						Make-up Payments Attributable to Reinstatement of Benefits Suspended through the SFA Measurement Date	Administrative Expenses (excluding amount owed PBGC under 4261 of ERISA)	Benefit Payments (from (4) and (5)) and Administrative Expenses (from (6)) Paid from SFA Assets	SFA Investment Income Based on SFA Interest Rate	Projected SFA Assets at End of Plan Year (prior year assets + (7) + (8))	Benefit Payments (from (4) and (5)) and Administrative Expenses (from (6)) Paid from Non-SFA Assets	Non-SFA Investment Income Based on Non- SFA Interest Rate	Projected Non-SFA Assets at End of Plan Year (prior year assets + (1) + (2) + (3) + (10) + (11))
SFA Measurement Date / Plan Year Start Date	Plan Year End Date	Contributions	Withdrawal Liability Payments	Other Payments to Plan (excluding financial assistance and SFA)	Benefit Payments								
12/31/2022	12/31/2023	\$11,958,219	\$0	\$0	-\$68,797,177	\$0	-\$2,663,135	-\$71,460,312	\$20,969,369	\$544,072,536	\$0	\$15,862,158	\$294,484,045
01/01/2024	12/31/2024	\$11,958,219	\$0	\$0	-\$65,280,912	\$0	-\$2,464,517	-\$67,745,429	\$19,141,747	\$495,468,854	\$0	\$17,489,650	\$323,931,914
01/01/2025	12/31/2025	\$11,958,219	\$0	\$0	-\$66,548,407	\$0	-\$2,437,193	-\$68,985,600	\$17,284,086	\$443,767,340	\$0	\$19,212,350	\$355,102,484
01/01/2026	12/31/2026	\$11,958,219	\$0	\$0	-\$67,880,690	\$0	-\$2,485,689	-\$70,366,379	\$15,306,882	\$388,707,842	\$0	\$21,035,829	\$388,096,532
01/01/2027	12/31/2027	\$11,958,219	\$0	\$0	-\$69,161,920	\$0	-\$2,534,933	-\$71,696,854	\$13,204,104	\$330,215,093	\$0	\$22,965,981	\$423,020,731
01/01/2028	12/31/2028	\$11,958,219	\$0	\$0	-\$70,593,426	\$0	-\$2,584,373	-\$73,177,799	\$10,968,811	\$268,006,105	\$0	\$25,009,046	\$459,987,996
01/01/2029	12/31/2029	\$11,958,219	\$0	\$0	-\$71,359,023	\$0	-\$2,633,773	-\$73,992,796	\$8,607,001	\$202,620,310	\$0	\$27,171,631	\$499,117,847
01/01/2030	12/31/2030	\$11,958,219	\$0	\$0	-\$72,003,208	\$0	-\$2,683,594	-\$74,686,802	\$6,127,889	\$134,061,397	\$0	\$29,460,727	\$540,536,793
01/01/2031	12/31/2031	\$11,958,219	\$0	\$0	-\$72,529,667	\$0	-\$2,928,048	-\$75,457,715	\$3,529,706	\$62,133,388	\$0	\$31,883,736	\$584,378,748
01/01/2032	12/31/2032	\$11,958,219	\$0	\$0	-\$72,564,238	\$0	-\$2,997,682	-\$62,133,388	\$0	\$0	-\$13,428,532	\$34,027,605	\$616,936,040
01/01/2033	12/31/2033	\$11,958,219	\$0	\$0	-\$72,412,458	\$0	-\$3,066,675	\$0	\$0	\$0	-\$75,479,133	\$33,987,833	\$587,402,959
01/01/2034	12/31/2034	\$11,958,219	\$0	\$0	-\$72,125,193	\$0	-\$3,134,617	\$0	\$0	\$0	-\$75,259,810	\$32,267,482	\$556,368,851
01/01/2035	12/31/2035	\$11,958,219	\$0	\$0	-\$71,397,973	\$0	-\$3,201,525	\$0	\$0	\$0	-\$74,599,498	\$30,473,253	\$524,200,825
01/01/2036	12/31/2036	\$11,958,219	\$0	\$0	-\$70,422,782	\$0	-\$3,267,300	\$0	\$0	\$0	-\$73,690,082	\$28,620,541	\$491,089,503
01/01/2037	12/31/2037	\$11,958,219	\$0	\$0	-\$69,060,238	\$0	-\$3,331,987	\$0	\$0	\$0	-\$72,392,225	\$26,724,911	\$457,380,408
01/01/2038	12/31/2038	\$11,958,219	\$0	\$0	-\$67,395,539	\$0	-\$3,395,707	\$0	\$0	\$0	-\$70,791,246	\$24,803,875	\$423,351,256
01/01/2039	12/31/2039	\$11,958,219	\$0	\$0	-\$65,544,790	\$0	-\$3,458,468	\$0	\$0	\$0	-\$69,003,258	\$22,869,998	\$389,176,215
01/01/2040	12/31/2040	\$11,958,219	\$0	\$0	-\$63,602,730	\$0	-\$3,520,403	\$0	\$0	\$0	-\$67,123,132	\$20,930,466	\$354,941,768
01/01/2041	12/31/2041	\$11,958,219	\$0	\$0	-\$61,527,127	\$0	-\$3,581,471	\$0	\$0	\$0	-\$65,108,598	\$18,991,675	\$320,783,064
01/01/2042	12/31/2042	\$11,958,219	\$0	\$0	-\$59,328,937	\$0	-\$3,641,857	\$0	\$0	\$0	-\$62,970,793	\$17,061,181	\$286,831,671
01/01/2043	12/31/2043	\$11,958,219	\$0	\$0	-\$57,041,838	\$0	-\$3,701,792	\$0	\$0	\$0	-\$60,743,630	\$15,145,609	\$253,191,869
01/01/2044	12/31/2044	\$11,958,219	\$0	\$0	-\$54,715,243	\$0	-\$3,761,222	\$0	\$0	\$0	-\$58,476,465	\$13,249,494	\$219,923,116
01/01/2045	12/31/2045	\$11,958,219	\$0	\$0	-\$52,265,465	\$0	-\$3,820,577	\$0	\$0	\$0	-\$56,086,043	\$11,378,958	\$187,174,251
01/01/2046	12/31/2046	\$11,958,219	\$0	\$0	-\$49,889,116	\$0	-\$3,879,983	\$0	\$0	\$0	-\$53,769,098	\$9,536,476	\$154,899,848
01/01/2047	12/31/2047	\$11,958,219	\$0	\$0	-\$47,460,384	\$0	-\$3,939,590	\$0	\$0	\$0	-\$51,399,974	\$7,723,374	\$123,181,466
01/01/2048	12/31/2048	\$11,958,219	\$0	\$0	-\$45,161,394	\$0	-\$4,014,049	\$0	\$0	\$0	-\$49,175,443	\$5,938,436	\$91,902,678
01/01/2049	12/31/2049	\$11,958,219	\$0	\$0	-\$42,976,028	\$0	-\$4,088,002	\$0	\$0	\$0	-\$47,064,030	\$4,175,586	\$60,972,453
01/01/2050	12/31/2050	\$11,958,219	\$0	\$0	-\$40,856,920	\$0	-\$4,161,845	\$0	\$0	\$0	-\$45,018,765	\$2,430,994	\$30,342,901
01/01/2051	12/31/2051	\$11,958,219	\$0	\$0	-\$38,768,236	\$0	-\$4,235,868	\$0	\$0	\$0	-\$43,004,104	\$702,986	\$2

TEMPLATE 6A - Sheet 6A-5

Reconciliation - Details for the "basic method" under § 4262.4(a)(1) for non-MPRA plans, or for the "increasing assets method" under § 4262.4(a)(2)(i) for MPRA plans for which the requested amount of SFA is determined under that method

See Template 4A instructions for Sheet 4A-4 or Sheet 4A-5, except provide the projection used to determine the intermediate SFA amount.

PLAN INFORMATION

Abbreviated Plan Name:	UFCW Tri-State Pension Fund
EIN:	236396097
PN:	001
MPRA Plan?	No
If a MPRA Plan, which method yields the greatest amount of SFA?	N/A
SFA Measurement Date:	12/31/2022
Fair Market Value of Assets as of the SFA Measurement Date:	\$266,663,668
SFA Amount as of the SFA Measurement Date under the method calculated in this Sheet:	\$646,308,411
Non-SFA Interest Rate:	5.85%
SFA Interest Rate:	3.77%

On this Sheet, show payments INTO the plan as positive amounts, and payments OUT of the plan as negative amounts.													
		(1)	(2)	(3)	(4)	(5)	(6)	(7)	(8)	(9)	(10)	(11)	(12)
SFA Measurement Date / Plan Year Start Date	Plan Year End Date	Contributions	Withdrawal Liability Payments	Other Payments to Plan (excluding financial assistance and SFA)	Benefit Payments	Make-up Payments Attributable to Reinstatement of Benefits Suspended through the SFA Measurement Date	Administrative Expenses (excluding amount owed PBGC under 4261 of ERISA)	Benefit Payments (from (4) and (5)) and Administrative Expenses (from (6)) Paid from SFA Assets	SFA Investment Income Based on SFA Interest Rate	Projected SFA Assets at End of Plan Year (prior year assets + (7) + (8))	Benefit Payments (from (4) and (5)) and Administrative Expenses (from (6)) Paid from Non-SFA Assets	Non-SFA Investment Income Based on Non-SFA Interest Rate	Projected Non-SFA Assets at End of Plan Year (prior year assets + (1) + (2) + (3) + (10) + (11))
12/31/2022	12/31/2023	\$11,539,681	\$0	\$0	-\$68,797,177	\$0	-\$2,663,135	-\$71,460,312	\$22,920,152	\$597,768,252	\$0	\$15,852,976	\$294,056,326
01/01/2024	12/31/2024	\$11,135,793	\$0	\$0	-\$65,280,912	\$0	-\$2,464,517	-\$67,745,429	\$21,166,075	\$551,188,898	\$0	\$17,446,587	\$322,638,705
01/01/2025	12/31/2025	\$10,746,040	\$0	\$0	-\$66,548,407	\$0	-\$2,437,193	-\$68,985,600	\$19,384,732	\$501,588,030	\$0	\$19,110,105	\$352,494,850
01/01/2026	12/31/2026	\$10,369,928	\$0	\$0	-\$67,880,690	\$0	-\$2,485,689	-\$70,366,379	\$17,486,722	\$448,708,372	\$0	\$20,848,439	\$383,713,218
01/01/2027	12/31/2027	\$10,006,981	\$0	\$0	-\$69,161,920	\$0	-\$2,534,933	-\$71,696,854	\$15,466,124	\$392,477,643	\$0	\$22,666,751	\$416,386,950
01/01/2028	12/31/2028	\$9,656,737	\$0	\$0	-\$70,593,426	\$0	-\$2,584,373	-\$73,177,799	\$13,316,109	\$332,615,953	\$0	\$24,570,481	\$450,614,168
01/01/2029	12/31/2029	\$9,318,751	\$0	\$0	-\$71,359,023	\$0	-\$2,633,773	-\$73,992,796	\$11,042,793	\$269,665,950	\$0	\$26,565,359	\$486,498,277
01/01/2030	12/31/2030	\$8,992,595	\$0	\$0	-\$72,003,208	\$0	-\$2,683,594	-\$74,686,802	\$8,655,509	\$203,634,657	\$0	\$28,657,424	\$524,148,296
01/01/2031	12/31/2031	\$8,677,854	\$0	\$0	-\$72,529,667	\$0	-\$2,928,048	-\$75,457,715	\$6,152,618	\$134,329,560	\$0	\$30,853,046	\$563,679,196
01/01/2032	12/31/2032	\$8,374,129	\$0	\$0	-\$72,564,238	\$0	-\$2,997,682	-\$75,561,920	\$3,537,982	\$62,305,622	\$0	\$33,158,940	\$605,212,265
01/01/2033	12/31/2033	\$8,290,388	\$0	\$0	-\$72,412,458	\$0	-\$3,066,675	-\$62,305,622	\$0	\$0	-\$13,173,511	\$35,173,975	\$635,503,117
01/01/2034	12/31/2034	\$8,207,484	\$0	\$0	-\$72,125,193	\$0	-\$3,134,617	\$0	\$0	\$0	-\$75,259,810	\$34,999,059	\$603,449,850
01/01/2035	12/31/2035	\$8,125,409	\$0	\$0	-\$71,397,973	\$0	-\$3,201,525	\$0	\$0	\$0	-\$74,599,498	\$33,143,409	\$570,119,170
01/01/2036	12/31/2036	\$8,044,155	\$0	\$0	-\$70,422,782	\$0	-\$3,267,300	\$0	\$0	\$0	-\$73,690,082	\$31,220,899	\$535,694,142
01/01/2037	12/31/2037	\$7,963,713	\$0	\$0	-\$69,060,238	\$0	-\$3,331,987	\$0	\$0	\$0	-\$72,392,225	\$29,246,653	\$500,512,283
01/01/2038	12/31/2038	\$7,884,076	\$0	\$0	-\$67,395,539	\$0	-\$3,395,707	\$0	\$0	\$0	-\$70,791,246	\$27,237,713	\$464,842,826
01/01/2039	12/31/2039	\$7,805,235	\$0	\$0	-\$65,544,790	\$0	-\$3,458,468	\$0	\$0	\$0	-\$69,003,258	\$25,206,149	\$428,850,953
01/01/2040	12/31/2040	\$7,727,183	\$0	\$0	-\$63,602,730	\$0	-\$3,520,403	\$0	\$0	\$0	-\$67,123,132	\$23,158,620	\$392,613,624
01/01/2041	12/31/2041	\$7,649,911	\$0	\$0	-\$61,527,127	\$0	-\$3,581,471	\$0	\$0	\$0	-\$65,108,598	\$21,100,965	\$356,255,902
01/01/2042	12/31/2042	\$7,573,412	\$0	\$0	-\$59,328,937	\$0	-\$3,641,857	\$0	\$0	\$0	-\$62,970,793	\$19,040,150	\$319,898,671
01/01/2043	12/31/2043	\$7,497,678	\$0	\$0	-\$57,041,838	\$0	-\$3,701,792	\$0	\$0	\$0	-\$60,743,630	\$16,982,175	\$283,634,894
01/01/2044	12/31/2044	\$7,422,701	\$0	\$0	-\$54,715,243	\$0	-\$3,761,222	\$0	\$0	\$0	-\$58,476,465	\$14,930,913	\$247,512,043
01/01/2045	12/31/2045	\$7,348,474	\$0	\$0	-\$52,265,465	\$0	-\$3,820,577	\$0	\$0	\$0	-\$56,086,043	\$12,891,784	\$211,666,258
01/01/2046	12/31/2046	\$7,274,989	\$0	\$0	-\$49,889,116	\$0	-\$3,879,983	\$0	\$0	\$0	-\$53,769,098	\$10,866,520	\$176,038,669
01/01/2047	12/31/2047	\$7,202,239	\$0	\$0	-\$47,460,384	\$0	-\$3,939,590	\$0	\$0	\$0	-\$51,399,974	\$8,855,660	\$140,696,595
01/01/2048	12/31/2048	\$7,130,217	\$0	\$0	-\$45,161,394	\$0	-\$4,014,049	\$0	\$0	\$0	-\$49,175,443	\$6,857,157	\$105,508,525
01/01/2049	12/31/2049	\$7,058,915	\$0	\$0	-\$42,976,028	\$0	-\$4,088,002	\$0	\$0	\$0	-\$47,064,030	\$4,864,050	\$70,367,460
01/01/2050	12/31/2050	\$6,988,326	\$0	\$0	-\$40,856,920	\$0	-\$4,161,845	\$0	\$0	\$0	-\$45,018,765	\$2,871,575	\$35,208,596
01/01/2051	12/31/2051	\$6,918,443	\$0	\$0	-\$38,768,236	\$0	-\$4,235,868	\$0	\$0	\$0	-\$43,004,104	\$877,069	\$3

TEMPLATE 6A - Sheet 6A-5

Reconciliation - Details for the "basic method" under § 4262.4(a)(1) for non-MPRA plans, or for the "increasing assets method" under § 4262.4(a)(2)(i) for MPRA plans for which the requested amount of SFA is determined under that method

See Template 4A instructions for Sheet 4A-4 or Sheet 4A-5, except provide the projection used to determine the intermediate SFA amount.

PLAN INFORMATION

Abbreviated Plan Name:	UFCW Tri-State Pension Fund
EIN:	236396097
PN:	001
MPRA Plan?	No
If a MPRA Plan, which method yields the greatest amount of SFA?	N/A
SFA Measurement Date:	12/31/2022
Fair Market Value of Assets as of the SFA Measurement Date:	\$265,659,446
SFA Amount as of the SFA Measurement Date under the method calculated in this Sheet:	\$646,458,036
Non-SFA Interest Rate:	5.85%
SFA Interest Rate:	3.77%

On this Sheet, show payments INTO the plan as positive amounts, and payments OUT of the plan as negative amounts.														
		(1)	(2)	(3)	(4)	(5)	(6)	(7)	(8)	(9)	(10)	(11)	(12)	
						Make-up Payments Attributable to Reinstatement of Benefits Suspended through the SFA Measurement Date	Administrative Expenses (excluding amount owed PBGC under 4261 of ERISA)	Benefit Payments (from (4) and (5)) and Administrative Expenses (from (6)) Paid from SFA Assets	SFA Investment Income Based on SFA Interest Rate	Projected SFA Assets at End of Plan Year (prior year assets + (7) + (8))	Benefit Payments (from (4) and (5)) and Administrative Expenses (from (6)) Paid from Non-SFA Assets	Non-SFA Investment Income Based on Non- SFA Interest Rate	Projected Non-SFA Assets at End of Plan Year (prior year assets + (1) + (2) + (3) + (10) + (11))	
SFA Measurement Date / Plan Year Start Date	Plan Year End Date	Contributions	Withdrawal Liability Payments	Other Payments to Plan (excluding financial assistance and SFA)	Benefit Payments									
12/31/2022	12/31/2023	\$11,582,263	\$0	\$0	-\$68,797,177	\$0	-\$2,663,135	-\$71,460,312	\$22,925,793	\$597,923,518	\$0	\$15,851,627	\$293,093,336	
01/01/2024	12/31/2024	\$11,169,450	\$0	\$0	-\$65,280,912	\$0	-\$2,464,517	-\$67,745,429	\$21,171,929	\$551,350,018	\$0	\$17,445,441	\$321,708,227	
01/01/2025	12/31/2025	\$10,778,519	\$0	\$0	-\$66,548,407	\$0	-\$2,437,193	-\$68,985,600	\$19,390,806	\$501,755,224	\$0	\$19,108,930	\$351,595,677	
01/01/2026	12/31/2026	\$10,401,271	\$0	\$0	-\$67,880,690	\$0	-\$2,485,689	-\$70,366,379	\$17,493,025	\$448,881,869	\$0	\$20,847,231	\$382,844,179	
01/01/2027	12/31/2027	\$10,037,227	\$0	\$0	-\$69,161,920	\$0	-\$2,534,933	-\$71,696,854	\$15,472,665	\$392,657,681	\$0	\$22,665,508	\$415,546,913	
01/01/2028	12/31/2028	\$9,685,924	\$0	\$0	-\$70,593,426	\$0	-\$2,584,373	-\$73,177,799	\$13,322,896	\$332,802,778	\$0	\$24,569,198	\$449,802,035	
01/01/2029	12/31/2029	\$9,346,916	\$0	\$0	-\$71,359,023	\$0	-\$2,633,773	-\$73,992,796	\$11,049,836	\$269,859,818	\$0	\$26,564,033	\$485,712,985	
01/01/2030	12/31/2030	\$9,019,774	\$0	\$0	-\$72,003,208	\$0	-\$2,683,594	-\$74,686,802	\$8,662,818	\$203,835,834	\$0	\$28,656,052	\$523,388,811	
01/01/2031	12/31/2031	\$8,704,082	\$0	\$0	-\$72,529,667	\$0	-\$2,928,048	-\$75,457,715	\$6,160,202	\$134,538,321	\$0	\$30,851,624	\$562,944,517	
01/01/2032	12/31/2032	\$8,399,439	\$0	\$0	-\$72,564,238	\$0	-\$2,997,682	-\$75,561,920	\$3,545,853	\$62,522,254	\$0	\$33,157,464	\$604,501,420	
01/01/2033	12/31/2033	\$8,297,366	\$0	\$0	-\$72,412,458	\$0	-\$3,066,675	-\$62,522,254	\$0	\$0	-\$12,956,879	\$35,179,782	\$635,021,689	
01/01/2034	12/31/2034	\$8,214,392	\$0	\$0	-\$72,125,193	\$0	-\$3,134,617	\$0	\$0	\$0	-\$75,259,810	\$35,011,092	\$602,987,365	
01/01/2035	12/31/2035	\$8,132,248	\$0	\$0	-\$71,397,973	\$0	-\$3,201,525	\$0	\$0	\$0	-\$74,599,498	\$33,156,149	\$569,676,264	
01/01/2036	12/31/2036	\$8,050,926	\$0	\$0	-\$70,422,782	\$0	-\$3,267,300	\$0	\$0	\$0	-\$73,690,082	\$31,234,386	\$535,271,493	
01/01/2037	12/31/2037	\$7,970,417	\$0	\$0	-\$69,060,238	\$0	-\$3,331,987	\$0	\$0	\$0	-\$72,392,225	\$29,260,931	\$500,110,616	
01/01/2038	12/31/2038	\$7,890,713	\$0	\$0	-\$67,395,539	\$0	-\$3,395,707	\$0	\$0	\$0	-\$70,791,246	\$27,252,828	\$464,462,911	
01/01/2039	12/31/2039	\$7,811,805	\$0	\$0	-\$65,544,790	\$0	-\$3,458,468	\$0	\$0	\$0	-\$69,003,258	\$25,222,151	\$428,493,609	
01/01/2040	12/31/2040	\$7,733,687	\$0	\$0	-\$63,602,730	\$0	-\$3,520,403	\$0	\$0	\$0	-\$67,123,132	\$23,175,560	\$392,279,724	
01/01/2041	12/31/2041	\$7,656,350	\$0	\$0	-\$61,527,127	\$0	-\$3,581,471	\$0	\$0	\$0	-\$65,108,598	\$21,118,898	\$355,946,374	
01/01/2042	12/31/2042	\$7,579,787	\$0	\$0	-\$59,328,937	\$0	-\$3,641,857	\$0	\$0	\$0	-\$62,970,793	\$19,059,134	\$319,614,502	
01/01/2043	12/31/2043	\$7,503,989	\$0	\$0	-\$57,041,838	\$0	-\$3,701,792	\$0	\$0	\$0	-\$60,743,630	\$17,002,272	\$283,377,133	
01/01/2044	12/31/2044	\$7,428,949	\$0	\$0	-\$54,715,243	\$0	-\$3,761,222	\$0	\$0	\$0	-\$58,476,465	\$14,952,187	\$247,281,804	
01/01/2045	12/31/2045	\$7,354,660	\$0	\$0	-\$52,265,465	\$0	-\$3,820,577	\$0	\$0	\$0	-\$56,086,043	\$12,914,305	\$211,464,725	
01/01/2046	12/31/2046	\$7,281,113	\$0	\$0	-\$49,889,116	\$0	-\$3,879,983	\$0	\$0	\$0	-\$53,769,098	\$10,890,360	\$175,867,100	
01/01/2047	12/31/2047	\$7,208,302	\$0	\$0	-\$47,460,384	\$0	-\$3,939,590	\$0	\$0	\$0	-\$51,399,974	\$8,880,897	\$140,556,325	
01/01/2048	12/31/2048	\$7,136,219	\$0	\$0	-\$45,161,394	\$0	-\$4,014,409	\$0	\$0	\$0	-\$49,175,443	\$6,883,872	\$105,400,973	
01/01/2049	12/31/2049	\$7,064,857	\$0	\$0	-\$42,976,028	\$0	-\$4,088,002	\$0	\$0	\$0	-\$47,064,030	\$4,892,330	\$70,294,129	
01/01/2050	12/31/2050	\$6,994,208	\$0	\$0	-\$40,856,920	\$0	-\$4,161,845	\$0	\$0	\$0	-\$45,018,765	\$2,901,511	\$35,171,083	
01/01/2051	12/31/2051	\$6,924,266	\$0	\$0	-\$38,768,236	\$0	-\$4,235,868	\$0	\$0	\$0	-\$43,004,104	\$908,758	\$3	

Version Updates

Version	Date updated
v20220701p	07/01/2022

v20220701p

TEMPLATE 7

v20220701p

7a - Assumption/Method Changes for SFA Eligibility

File name: *Template 7 Plan Name*, where "Plan Name" is an abbreviated version of the plan name.

Instructions for Section C, Item (7)a. of the Instructions for Filing Requirements for Multiemployer Plans Applying for Special Financial Assistance:

Sheet 7a of Template 7 is not required if the plan is eligible for SFA under § 4262.3(a)(2) (MPRA suspensions) or § 4262.3(a)(4) (certain insolvent plans) of PBGC's special financial assistance regulation.

Sheet 7a of Template 7 is not required if the plan is eligible based on a certification of plan status completed before January 1, 2021.

Sheet 7a of Template 7 is not required if the plan is eligible based on a certification of plan status completed after December 31, 2020 but reflects the same assumptions as those in the pre-2021 certification of plan status.

Provide a table identifying which assumptions/methods used in determining the plan's eligibility for SFA differ from those used in the pre-2021 certification of plan status and brief explanations as to why using those assumptions/methods is no longer reasonable and why the changed assumptions/methods are reasonable.

This table should identify all changed assumptions/methods (including those that are reflected in the Baseline provided in Template 5A or Template 5B) and should be an abbreviated version of information provided in Section D, Item (6)a. of the SFA filing instructions.

For example, if the mortality assumption used in the pre-2021 certification of plan status is the RP-2000 mortality table, and the plan proposes to change to the Pri-2012(BC) table, complete one line of the table as follows:

	(A)	(B)	(C)
Assumption/Method That Has Changed From Assumption/Method Used in Most Recent Certification of Plan Status Completed Prior to 1/1/2021	Brief description of assumption/method used in the most recent certification of plan status completed prior to 1/1/2021	Brief description of assumption/method used in showing the plan's eligibility for SFA (if different)	Brief explanation on why the assumption/method in (A) is no longer reasonable and why the assumption/method in (B) is reasonable
Base Mortality Assumption	RP-2000 mortality table	Pri-2012(BC) mortality table	Prior assumption is outdated. New assumption reflects more recently published experience for blue collar workers.

Add one line for each assumption/method that has changed from that used in the most recent certification of plan status completed prior to 1/1/2021.

Since this Template 7a is intended as an abbreviated version of more detailed information provided in Section D, Item (6)a. of the SFA filing instructions, it is not necessary to include full tables of rates at every age (e.g., for retirement, turnover, etc.). Instead, a high level description that focuses on what aspect of the assumption/method has changed is preferred.

Template 7 - Sheet 7a

v20220701p

Assumption/Method Changes - SFA Eligibility

PLAN INFORMATION

Abbreviated Plan Name:		
EIN:		
PN:		

Brief description of basis for qualifying for SFA (e.g., critical and declining status in 2020, insolvent plan, critical status and meet other criteria)	
--	--

[illegible]

TEMPLATE 7

v20220701p

7b - Assumption/Method Changes for SFA Amount

File name: *Template 7 Plan Name*, where "Plan Name" is an abbreviated version of the plan name.

Instructions for Section C, Item (7)b. of the Instructions for Filing Requirements for Multiemployer Plans Applying for Special Financial Assistance:

Provide a table identifying which assumptions/methods used in determining the amount of SFA differ from those used in the pre-2021 certification of plan status (except the non-SFA and SFA interest rates) and brief explanations as to why using those original assumptions/methods is no longer reasonable and why the changed assumptions/methods are reasonable.

Please state if the changed assumption is an extension of the CBU assumption or the administrative expenses assumption as described in Paragraph A "Adoption of assumptions not previously factored into pre-2021 certification of plan status" of Section III, Acceptable Assumption Changes of PBGC's guidance on Special Financial Assistance Assumptions.

This table should identify all changed assumptions/methods except for the interest rates (including those that are reflected in the Baseline provided in Template 5A or Template 5B) and should be an abbreviated version of information provided in Section D, Item (6)b. of the SFA filing instructions.

For example, if the mortality assumption used in the pre-2021 certification of plan status is the RP-2000 mortality table, and the plan proposes to change to the Pri-2012(BC) table, complete one line of the table as follows:

	(A)	(B)	(C)
Assumption/Method That Has Changed From Assumption Used in Most Recent Certification of Plan Status Completed Prior to 1/1/2021	Brief description of assumption/method used in the most recent certification of plan status completed prior to 1/1/2021	Brief description of assumption/method used to determine the requested SFA amount (if different)	Brief explanation on why the assumption/method in (A) is no longer reasonable and why the assumption/method in (B) is reasonable
Base Mortality Assumption	RP-2000 mortality table	Pri-2012(BC) mortality table	Original assumption is outdated. New assumption reflects more recently published experience for blue collar workers.

For example, assume the plan is projected to be insolvent in 2029 in the pre-2021 certification of plan status. The plan changes its CBU assumption by extending the assumption to the later projection years as described in Paragraph A, "Adoption of assumptions not previously factored into pre-2021 certification of plan status" of Section III, Acceptable Assumption Changes of PBGC's guidance on Special Financial Assistance Assumptions. Complete one line of the table as follows:

	(A)	(B)	(C)
Assumption/Method That Has Changed From Assumption Used in Most Recent Certification of Plan Status Completed Prior to 1/1/2021	Brief description of assumption/method used in the most recent certification of plan status completed prior to 1/1/2021	Brief description of assumption/method used to determine the requested SFA amount (if different)	Brief explanation on why the assumption/method in (A) is no longer reasonable and why the assumption/method in (B) is reasonable
CBU Assumption	Decrease from most recent plan year's actual number of CBUs by 2% per year to 2028	Same number of CBUs for each projection year to 2028 as shown in (A), then constant CBUs for all years after 2028.	Original assumption does not address years after original projected insolvency in 2029. Proposed assumption uses acceptable extension methodology.

Add one line for each assumption/method that has changed from that used in the most recent certification of plan status completed prior to 1/1/2021.

Since this Template 7b is intended as an abbreviated version of more detailed information provided in Section D, Item (6)b. of the SFA filing instructions, it is not necessary to include full tables of rates at every age (e.g., for retirement, turnover, etc.). Instead, a high level description that focuses on what aspect of the assumption/method has changed is preferred.

Template 7 - Sheet 7b

Assumption/Method Changes - SFA Amount

v20220701p

PLAN INFORMATION

Abbreviated Plan Name:	UFCW Tri-State Pension Fund
EIN:	236396097
PN:	001

	(A)	(B)	(C)
Assumption/Method That Has Changed From Assumption Used in Most Recent Certification of Plan Status Completed Prior to 1/1/2021	Brief description of assumption/method used in the most recent certification of plan status completed prior to 1/1/2021	Brief description of assumption/method used to determine the requested SFA amount (if different)	Brief explanation on why the assumption/method in (A) is no longer reasonable and why the assumption/method in (B) is reasonable
PBGC Death Audit	Assumptions from the January 1, 2020 Certification 1. Deaths removed based on the Fund's internal death search alone.	Assumptions Used in the SFA Application 1. Deaths removed based on results of provided PBGC death audit.	The Fund Actuary has certified that all data records are being handled appropriately given discussions with the Fund Office and PBGC.
Expense Assumption Change	Assumptions from the January 1, 2020 Certification 1. An amount equal to the actual expenses (excluding investment expenses) paid in the preceding Plan Year. PBGC premiums included as part of total administrative expenses, along with other administrative expenses, increased by 2% inflation each year.	Assumptions Used in the SFA Application 1. An amount equal to the actual expenses (excluding investment expenses) paid in the preceding Plan Year. PBGC premiums projected independently from other administrative expenses, including to reflect population changes and known premium increases in the Plan Year beginning in 2023 (\$35), 2024 (\$37) and Plan Year beginning 2031 (\$52). Inflation assumption changed to 3% for both administrative expenses and projected PBGC premium rates (which are rounded to the nearest dollar). 2. Special Non-Recurring Expenses for Plan Years beginning in 2023 and 2024 related to the Fund's SFA application.	The Fund Actuary has determined that the administrative expense assumption used in the Fund's most recent actuarial certification completed before January 1, 2021 is no longer reasonable. Specifically, the prior assumption does not take into account reasonable, future expectations based on known changes to the PBGC premiums, anticipated Fund population changes, and anticipated one-time expenses.
Cash Flow Timing Assumption Change	Assumptions from the January 1, 2020 Certification 1. Cash flows (i.e., benefit payments, receipt of contributions, payment of expenses) occur mid-year.	Assumptions Used in the SFA Application 1. Benefit payments made at the beginning of each month. 2. Employer contributions received at the end of the month after work is performed. 3. PBGC premiums paid three months before the end of the Plan Year. 4. Administrative expenses paid mid-year.	The Fund Actuary believes that the prior cash flow assumptions were reasonable for the purpose of the measurement, but are no longer reasonable for purposes of the Fund's SFA application. The assumption used in the SFA application more closely aligns with actual experience related to cash flows and is better suited to the nature and purpose of the measurement of the SFA calculation (as compared to a mid-year calculation.) As a result, the Fund Actuary believes that the updated assumption is more reasonable for purposes of the SFA calculation.
CBU Assumption Change	Assumptions in January 1, 2020 Actuarial Certification: 1. Expected industry activity will remain level for all future plan years. This assumption generates a level future contribution.	Assumptions Used in the SFA Application Acme 1. 3.5% annual CBU decline for 10 years beginning in 2023. 2. 1.0% annual CBU decline thereafter. Non-Acme 1. 3.5% annual CBU decline for 10 years being in 2023. 2. 1.0% annual CBU decline thereafter.	The Fund Actuary believes that the prior assumption is no longer reasonable because the assumption used in the January 1, 2020 Actuarial Certification does not accurately reflect the current and expected changes in both the Acme and non-Acme workforces based on discussion with the Trustees and publicly available information. More detail is provided in the Fund's SFA Application.
Switch to Cash Basis	Assumptions Used in the SFA Application Contributions are projected on an accrual basis.	Assumptions Used in the SFA Application Contributions are projected on a cash basis. The receivable contribution at 12/31/2022 is not included in the 12/31/2022 Market Value of Assets. Contributions for 2023 and all future years and projected on an accrual basis. Only 11/12 of those projected contributions in each future year are assumed to come into that year, along with 1/12 of the prior year's projected contribution. For 2023, the prior year's contribution is the receivable from the 12/31/2022 audit.	It was determined that using a cash basis for the projection of contributions was a more reasonable approach for the purpose of the measurement.
Payment Form Election Change	Assumptions in January 1, 2020 Actuarial Certification: 1. All future retirees are assumed to elect to take their pension in the form of a Single Life Annuity.	Assumptions Used in the SFA Application 1. 55% of future retirees are assumed to elect to take their pension in the form of a Single Life Annuity. 2. 30% of future retirees are assumed to elect to take their pension in the form of a 60% Joint & Survivor Annuity. 3. 10% of future retirees are assumed to elect to take their pension in the form of a 100% Joint & Survivor Annuity. 4. 5% of future retirees are assumed to elect to take their pension in the form of a 10-Year Certain & Life Annuity.	Given the purpose of the measurement and the more recent updates made to the actuarial valuation assumptions, the Fund Actuary believes that the prior assumption is no longer reasonable. The new assumption reflects more recent experience and better reflects anticipated cash flows.

Version Updates

Version	Date updated	
v20220802p	08/02/2022	Cosmetic changes to increase the size of some rows
v20220701p	07/01/2022	

TEMPLATE 8

Contribution and Withdrawal Liability Details

File name: *Template 8 Plan Name*, where "Plan Name" is an abbreviated version of the plan name.

v20220802p

Provide details of the projected contributions and withdrawal liability payments used to calculate the requested SFA amount. This should include total contributions, contribution base units (including identification of the base unit used (i.e., hourly, weekly)), average contribution rate(s), reciprocity contributions (if applicable), additional contributions from the rehabilitation plan (if applicable), and any other identifiable contribution streams. For withdrawal liability, separately show amounts for currently withdrawn employers and for future assumed withdrawals. Also provide the projected number of active participants at the beginning of each plan year.

The first row in the projection period is for the period beginning on the SFA measurement date and ending on the last day of the plan year containing the SFA measurement date. For all other periods, provide the full plan year of information up to the plan year ending in 2051.

PLAN INFORMATION

Abbreviated Plan Name:	UFCW Tri-State Pension Fund
EIN:	236396097
PN:	001
Unit (e.g. hourly, weekly)	Monthly

All Other Sources of Non-Investment Income													
SFA Measurement Date / Plan Year Start Date		Plan Year End Date		Total Contributions*	Total Contribution Base Units	Average Contribution Rate	Reciprocity Contributions (if applicable)	Additional Rehab Plan Contributions (if applicable)	Other - Explain if Applicable	Withdrawal Liability Payments for Currently Withdrawn Employers	Withdrawal Liability Payments for Projected Future Withdrawals	Projected Number of Active Participants (Including New Entrants) at the Beginning of the Plan Year	
12/31/2022	12/31/2023			\$11,582,263	76,562	\$151.28	\$0	\$0	\$0	\$0	\$0	\$0	4,388
01/01/2024	12/31/2024			\$11,169,450	73,882	\$151.18	\$0	\$0	\$0	\$0	\$0	\$0	3,885
01/01/2025	12/31/2025			\$10,778,519	71,297	\$151.18	\$0	\$0	\$0	\$0	\$0	\$0	3,444
01/01/2026	12/31/2026			\$10,401,271	68,801	\$151.18	\$0	\$0	\$0	\$0	\$0	\$0	3,068
01/01/2027	12/31/2027			\$10,037,227	66,393	\$151.18	\$0	\$0	\$0	\$0	\$0	\$0	2,738
01/01/2028	12/31/2028			\$9,685,924	64,069	\$151.18	\$0	\$0	\$0	\$0	\$0	\$0	2,461
01/01/2029	12/31/2029			\$9,346,916	61,827	\$151.18	\$0	\$0	\$0	\$0	\$0	\$0	2,218
01/01/2030	12/31/2030			\$9,019,774	59,663	\$151.18	\$0	\$0	\$0	\$0	\$0	\$0	2,006
01/01/2031	12/31/2031			\$8,704,082	57,575	\$151.18	\$0	\$0	\$0	\$0	\$0	\$0	1,822
01/01/2032	12/31/2032			\$8,399,439	55,560	\$151.18	\$0	\$0	\$0	\$0	\$0	\$0	1,660
01/01/2033	12/31/2033			\$8,297,366	55,004	\$150.85	\$0	\$0	\$0	\$0	\$0	\$0	1,516
01/01/2034	12/31/2034			\$8,214,392	54,454	\$150.85	\$0	\$0	\$0	\$0	\$0	\$0	1,389
01/01/2035	12/31/2035			\$8,132,248	53,910	\$150.85	\$0	\$0	\$0	\$0	\$0	\$0	1,277
01/01/2036	12/31/2036			\$8,050,926	53,370	\$150.85	\$0	\$0	\$0	\$0	\$0	\$0	1,176
01/01/2037	12/31/2037			\$7,970,417	52,837	\$150.85	\$0	\$0	\$0	\$0	\$0	\$0	1,087
01/01/2038	12/31/2038			\$7,890,713	52,308	\$150.85	\$0	\$0	\$0	\$0	\$0	\$0	1,007
01/01/2039	12/31/2039			\$7,811,805	51,785	\$150.85	\$0	\$0	\$0	\$0	\$0	\$0	935
01/01/2040	12/31/2040			\$7,733,687	51,267	\$150.85	\$0	\$0	\$0	\$0	\$0	\$0	868
01/01/2041	12/31/2041			\$7,656,350	50,755	\$150.85	\$0	\$0	\$0	\$0	\$0	\$0	807
01/01/2042	12/31/2042			\$7,579,787	50,247	\$150.85	\$0	\$0	\$0	\$0	\$0	\$0	750
01/01/2043	12/31/2043			\$7,503,989	49,745	\$150.85	\$0	\$0	\$0	\$0	\$0	\$0	695
01/01/2044	12/31/2044			\$7,428,949	49,247	\$150.85	\$0	\$0	\$0	\$0	\$0	\$0	645
01/01/2045	12/31/2045			\$7,354,660	48,755	\$150.85	\$0	\$0	\$0	\$0	\$0	\$0	596
01/01/2046	12/31/2046			\$7,281,113	48,267	\$150.85	\$0	\$0	\$0	\$0	\$0	\$0	551
01/01/2047	12/31/2047			\$7,208,302	47,785	\$150.85	\$0	\$0	\$0	\$0	\$0	\$0	507
01/01/2048	12/31/2048			\$7,136,219	47,307	\$150.85	\$0	\$0	\$0	\$0	\$0	\$0	466
01/01/2049	12/31/2049			\$7,064,857	46,834	\$150.85	\$0	\$0	\$0	\$0	\$0	\$0	429
01/01/2050	12/31/2050			\$6,994,208	46,365	\$150.85	\$0	\$0	\$0	\$0	\$0	\$0	393
01/01/2051	12/31/2051			\$6,924,266	45,902	\$150.85	\$0	\$0	\$0	\$0	\$0	\$0	359

* Total contributions shown here should be contributions based upon CBUs and should not include items separately shown in any columns under "All Other Sources of Non-Investment Income."

** The plan population is closed. The counts shown here are the projected active counts of the closed population. However, contributions are still paid on behalf of current and future employees who are not participants in the plan.

Version Updates

Version	Date updated
v20230727	07/27/2023

v20230727

TEMPLATE 10

v20230727

Pre-2021 Zone Certification, Baseline Details, and Final SFA Assumption Summaries

File name: *Template 10 Plan Name*, where "Plan Name" is an abbreviated version of the plan name.

Provide a table identifying and summarizing which assumptions/methods were used in each of the pre-2021 certification of plan status, the Baseline details (Template 5A or Template 5B), and the final SFA calculation (Template 4A or Template 4B).

This table should identify all assumptions/methods used, including those that are reflected in the Baseline provided in Template 5A or Template 5B and any assumptions not explicitly listed. Please identify the source (file and page number) of the pre-2021 certification of plan status assumption. Additionally, please select the appropriate assumption change category per SFA assumption guidance*. Please complete all rows of Template 10. If an assumption on Template 10 does not apply to the application, please enter "N/A" and explain as necessary in the "comments" column. If the application contains assumptions not listed on Template 10, create additional rows as needed.

See the table below for a brief example of how to fill out the requested information in summary form. In the example the first row demonstrates how one would fill out the information for a change in the mortality assumption used in the pre-2021 certification of plan status, where the RP-2000 mortality table was the original assumption, and the plan proposes to change to the Pri-2012(BC) table.

	(A)	(B)	(C)	(D)	(E)														
	Source of (B)	Assumption/Method Used in Most Recent Certification of Plan Status Completed Prior to 1/1/2021	Baseline Assumption/Method Used	Final SFA Assumption/Method Used	Category of assumption change from (B) to (D) per SFA Assumption Guidance														
Base Mortality - Healthy	2019 Company XYZ AVR.pdf p. 55	RP-2000 mortality table	Pri-2012(BC) mortality table	Same as baseline	Acceptable Change														
Contribution Base Units	2020 Company XYZ ZC.pdf p. 19	125,000 hours projected to insolvency in 2024	125,000 hours projected through the SFA projection period in 2051	100,000 hours projected with 3.0% reductions annually for 10 years and 1.0% reductions annually thereafter	Generally Acceptable Change														
Assumed Withdrawal Payments -Future Withdrawals	2020 Company XYZ ZC.pdf p. 20	None assumed until insolvency in 2024	None assumed through the SFA projection period in 2051	Same as baseline	Other Change														
Retirement - Actives	2019 Company XYZ AVR.pdf p. 54	<table><tr><th>Age</th><th>Actives</th></tr><tr><td>55</td><td>10%</td></tr><tr><td>56</td><td>20%</td></tr><tr><td>57</td><td>30%</td></tr><tr><td>58</td><td>40%</td></tr><tr><td>59</td><td>50%</td></tr><tr><td>60+</td><td>100%</td></tr></table>	Age	Actives	55	10%	56	20%	57	30%	58	40%	59	50%	60+	100%	Same as Pre-2021 Zone Cert	Same as baseline	No Change
Age	Actives																		
55	10%																		
56	20%																		
57	30%																		
58	40%																		
59	50%																		
60+	100%																		

Add additional lines if needed.

*<https://www.pbgc.gov/sites/default/files/sfa/sfa-assumptions-guidance.pdf>

Template 10

Pre-2021 Zone Certification, Baseline Details, and Final SFA Assumption Summaries

v20230727

PLAN INFORMATION

Abbreviated Plan Name:	UFCW Tri-State Pension Fund
EIN:	236396097
PN:	001

	(A)	(B)	(C)	(D)	(E)	
	Source of (B)	Assumption/Method Used in Most Recent Certification of Plan Status Completed Prior to 1/1/2021	Baseline Assumption/Method Used	Final SFA Assumption/Method Used	Category of assumption change from (B) to (D) per SFA Assumption Guidance	Comments
SFA Measurement Date	N/A	N/A	12/31/2022	12/31/2022	N/A	
Census Data as of	N/A	N/A	12/31/2020	12/31/2020	N/A	
DEMOGRAPHIC ASSUMPTIONS						
Base Mortality - Healthy	2019AVR UFCWTSate.pdf, Pg. 38	RP-2014 adjusted to 2006 Blue Collar Mortality Table	Same as Pre-2021 Zone Certification	Same as baseline	No Change	
Mortality Improvement - Healthy	2019AVR UFCWTSate.pdf, Pg. 38	SOA Scale MP-2019	Same as Pre-2021 Zone Certification	Same as baseline	No Change	
Base Mortality - Disabled	2019AVR UFCWTSate.pdf, Pg. 38	RP-2014 adjusted to 2006 Disabled Retiree Mortality Table	Same as Pre-2021 Zone Certification	Same as baseline	No Change	
Mortality Improvement - Disabled	2019AVR UFCWTSate.pdf, Pg. 38	SOA Scale MP-2019	Same as Pre-2021 Zone Certification	Same as baseline	No Change	
Retirement - Actives		The rate of retirement for active participants is assumed to vary by age and length of service, as follows: Age<10 Years Service10-30 Years Service30+ Years Service 500.0%40.0%42.0% 510.0%40.0%42.0% 520.0%40.0%43.0% 530.0%40.0%45.0% 540.0%40.0%45.0% 550.0%40.0%47.0% 560.0%40.0%46.0% 570.0%40.0%46.0% 580.0%40.0%47.0% 590.0%42.0%48.0% 600.0%40.0%40.0% 610.0%40.0%20.0% 620.0%45.0%40.0% 630.0%40.0%20.0% 640.0%20.0%20.0% 6525.0%20.0%25.0% 6625.0%20.0%30.0% 6720.0%20.0%25.0% 6820.0%25.0%25.0% 6920.0%45.0%40.0% 7020.0%25.0%40.0% 71+100.0%100.0%40.0%	Same as Pre-2021 Zone Certification	Same as baseline	No Change	Clicking in the cell allows for a formatted table view
	2019AVR UFCWTSate.pdf, Pg. 40	For terminated vested members with fewer than 10 years of vesting service, the rate of retirement is assumed to vary by age, as follows: AgeRate 6520.0% 665.0% 67-702.0% 71+100.0% For terminated vested members with at least 10 years of vesting service, the rate of retirement is assumed to vary by age, as follows: AgeRate 5510.0% 56-594.0% 60-615.0% 6215.0% 63-645.0% 6520.0% 665.0% 67-702.0% 71+100.0%	Same as Pre-2021 Zone Certification	Same as baseline	No Change	Clicking in the cell allows for a formatted table view
Retirement - TVs	2019AVR UFCWTSate.pdf, Pg. 41	Rates of termination (for reasons other than death, disability, or retirement) are assumed to vary according to age, sex, and length of service. For participants with fewer than 10 years of service, the rate of termination is assumed to vary by sex and length of service as follows: ServiceMaleFemale 030.0%25.0% 115.0%42.0% 214.0%11.0% 313.0%10.0% 412.0%9.0% 511.0%2.0% 610.0%2.0% 78.0%6.0% 87.0%6.0% 96.0%6.0% For members with at least 10 years of vesting service, the rate of termination is assumed to vary only by age. Rates for selected ages are shown below: AgeRate 15 - 275.5% 285.3% 295.1% 304.9% 314.7% 324.5% 33 - 570.1% less than the prior year 581.6% 591.2% 600.8% 61+0.4%	Same as Pre-2021 Zone Certification	Same as baseline	No Change	Clicking in the cell allows for a formatted table view
Turnover	2019AVR UFCWTSate.pdf, Pgs. 38-39				No Change	

Template 10

Pre-2021 Zone Certification, Baseline Details, and Final SFA Assumption Summaries

v20230727

PLAN INFORMATION

Abbreviated Plan Name:	UFCW Tri-State Pension Fund
EIN:	236396097
PN:	001

	(A)	(B)	(C)	(D)	(E)	
	Source of (B)	Assumption/Method Used in Most Recent Certification of Plan Status Completed Prior to 1/1/2021	Baseline Assumption/Method Used	Final SFA Assumption/Method Used	Category of assumption change from (B) to (D) per SFA Assumption Guidance	Comments
Disability	2019AVR UFCWState.pdf, Pg. 39	A table of disability rates adapted from experience under the U.S. Social Security System. Rates for selected ages are shown below: AgeRate 220:05% 270:07% 320:09% 370:13% 420:20% 470:33% 520:56% 570:92% 62L:46%	Same as Pre-2021 Zone Certification	Same as baseline	No Change	Clicking in the cell allows for a formatted table view
Optional Form Elections - Actives	2019AVR UFCWState.pdf, Pg. 42	100% elect a single life annuity.	Same as Pre-2021 Zone Certification	55% elect a single life annuity, 30% elect a 60% joint & survivor Annuity, 10% elect a 100% joint & survivor annuity, and 5% elect a 10-year certain and life annuity.	Other Change	
Optional Form Elections - TVs	2019AVR UFCWState.pdf, Pg. 42	100% elect a single life annuity.	Same as Pre-2021 Zone Certification	55% elect a single life annuity, 30% elect a 60% joint & survivor Annuity, 10% elect a 100% joint & survivor annuity, and 5% elect a 10-year certain and life annuity.	Other Change	
Marital Status	2019AVR UFCWState.pdf, Pg. 41	80% of participants are assumed to be married	Same as Pre-2021 Zone Certification	Same as baseline	No Change	
Spouse Age Difference	2019AVR UFCWState.pdf, Pg. 41	Wives are assumed to be three years younger than husbands.	Same as Pre-2021 Zone Certification	Same as baseline	No Change	
Active Participant Count	2020Zone20200330 UFCWState.pdf, Pg. 4	Active counts based on data received from the Fund Office. Counts remain level for all future years. This assumption generates a level future contribution.	Same as Pre-2021 Zone Certification	Same as baseline	No Change	
New Entrant Profile	2020Zone20200330 UFCWState.pdf, Pg. 4	The new entrant profile was created by averaging all dates and numerical fields over the component population for participants who were actives in the current year, but not active in the prior year. This includes any rehires.	Same as Pre-2021 Zone Certification	Same as baseline	No Change	
Missing or Incomplete Data	2019AVR UFCWState.pdf, Pg. 42	Active records with missing birth dates were assumed to be born 20 years prior to their hire date or at age 26 if no hire date was present.	Same as Pre-2021 Zone Certification	Same as baseline	No Change	
"Missing" Terminated Vested Participant Assumption	N/A	N/A	N/A	N/A	No Change	
Treatment of Participants Working Past Retirement Date	2019AVR UFCWState.pdf, Pg. 41	Benefits were assumed to be suspended for actives working beyond Normal Retirement Age. For deferred vested participants, actuarial increases were applied as appropriate. Retroactive lump sums are assumed paid after RBD.	Same as Pre-2021 Zone Certification	Same as baseline	No Change	In connection with the Initial Application and a Clarifying Question, the Fund described the method for handling late deferred vested participants thoroughly and provided data showing the calculations.
Assumptions Related to Reciprocity	N/A	N/A	N/A	N/A	No Change	
Other Demographic Assumption 1						
Other Demographic Assumption 2						
Other Demographic Assumption 3						
NON-DEMOGRAPHIC ASSUMPTIONS						
Contribution Base Units	2020Zone20200330 UFCWState.pdf, Pg. 4	Active counts based on data received from the Fund Office. Counts remain level for all future years. This assumption generates a level future contribution.	Same as Pre-2021 Zone Certification	Contribution Base Units assumed to decline 3.5% per year for plan years 2023 through 2032 and then 1% for all years thereafter.	Other Change	
Contribution Rate	2020Zone20200330 UFCWState.pdf, Pg. 4	Contributions reflect Collective Bargaining Agreements in effect on March 31, 2020.	Contributions reflect Collective Bargaining Agreements in effect as of the SFA measurement date.	Contributions reflect Collective Bargaining Agreements in effect as of the SFA measurement date.	Other Change	
	2020Zone20200330 UFCWState.pdf, Pg. 4	An amount equal to the actual expenses (excluding investment expenses) paid in the preceding Plan Year. PBGC premiums included as part of total administrative expenses and, along with other administrative expenses, increased by 2% each year.	Same as Pre-2021 Zone Certification	1. An amount equal to the actual expenses (excluding investment expenses) paid in the preceding Plan Year. PBGC premiums projected independently from other administrative expenses, including to reflect population changes and known premium increases in the Plan Years beginning in 2023 (\$35), 2024 (\$37), and 2031 (\$52). Inflation assumption changed to 3% for both administrative expenses and projected PBGC premium rates (which are rounded to the nearest dollar). 2. Special Non-Recurring Expenses for Plan Year beginning in 2023 and 2024 related to the Fund's SFA application.	Other Change	
Administrative Expenses	2020Zone20200330 UFCWState.pdf, Pg. 4	There are no currently withdrawn employers with an obligation to make withdrawal liability payments.	Same as Pre-2021 Zone Certification	Same as baseline	Other Change	There is no change, but the DropDown is not working and the sheet is password protected.
Assumed Withdrawal Payments - Currently Withdrawn Employers	2020Zone20200330 UFCWState.pdf, Pg. 4	There is no assumption of future withdrawal liability payments.	Same as Pre-2021 Zone Certification	Same as baseline	Other Change	There is no change, but the DropDown is not working and the sheet is password protected.
Assumed Withdrawal Payments - Future Withdrawals						
Other Assumption 1						
Other Assumption 2						
Other Assumption 3						
CASH FLOW TIMING ASSUMPTIONS						
Benefit Payment Timing	N/A	Benefit payments are assumed to be paid mid-year.	Same as Pre-2021 Zone Certification	Benefit payments are assumed to be made at the beginning of each month.	Other Change	
Contribution Timing	N/A	Contributions are assumed to be received mid-year.	Same as Pre-2021 Zone Certification	Contributions are assumed to be received at the end of the month.	Other Change	
Withdrawal Payment Timing	N/A	No withdrawal liability payment assumption.	Same as Pre-2021 Zone Certification	Same as baseline	Other Change	There is no change, but the DropDown is not working and the sheet is password protected.
Administrative Expense Timing	N/A	Administrative expenses, including PBGC premiums, are assumed to be paid mid-year.	Same as Pre-2021 Zone Certification	Administrative expenses, excluding PBGC premiums, are assumed to be paid mid-year. PBGC premiums are assumed to be paid at the end of the 9th month of each Plan Year.	Other Change	
Other Payment Timing	N/A	Contributions are projected on an accrual basis.	Same as Pre-2021 Zone Certification	Contributions are projected on a cash basis. The receivable contribution at 12/31/2022 is not included in the 12/31/2022 Market Value of Assets. Contributions for 2023 and all future years and projected on an accrual basis. Only 11/12 of those projected contributions in each future year are assumed to come into that year, along with 1/12 of the prior year's projected contribution. For 2023, the prior year's contribution is the receivable from the 12/31/2022 audit.	Other Change	

Create additional rows as needed.

UFCW UNION AND PARTICIPATING FOOD
INDUSTRY EMPLOYERS
TRI-STATE PENSION FUND

FINANCIAL REPORT

DECEMBER 31, 2022 AND 2021



ALAN ROSS & COMPANY, PC
CERTIFIED PUBLIC ACCOUNTANTS

CONTENTS

	Page
INDEPENDENT AUDITORS' REPORT	1 - 3
FINANCIAL STATEMENTS	
Statements of Net Assets Available for Benefits	4
Statements of Changes in Net Assets Available for Benefits	5
Statements of Accumulated Plan Benefits	6
Statements of Changes in Accumulated Plan Benefits	7
Notes to Financial Statements	8 - 21
SUPPLEMENTARY INFORMATION	
Schedule of Assets (Held at End of Year)	22 - 49
Schedule of Administrative Expenses	50

INDEPENDENT AUDITOR'S REPORT

Board of Trustees
United Food and Commercial Workers Union
and Participating Food Industry Employers
Tri-State Pension Fund
Plymouth Meeting, PA

Opinion

We have audited the financial statements of United Food and Commercial Workers Union and Participating Food Industry Employers Tri-State Pension Fund, an employee benefit plan subject to Employee Retirement Income Security Act of 1974 (ERISA), which comprise the Statements of Net Assets Available for Benefits as of December 31, 2022 and 2021, and the related Statements of Changes in Net Assets Available for Benefits for the years ended, and the Statement of Accumulated Plan Benefits as of December 31, 2021, and the related Statement of Changes in Accumulated Plan Benefits for the year then ended, and the related notes to the financial statements.

In our opinion, the accompanying financial statements present fairly, in all material respects, the Net Assets Available for Benefits of United Food and Commercial Workers Union and Participating Food Industry Employers Tri-State Pension Fund as of December 31, 2022 and 2021, and the Changes in its Net Assets Available for Benefits for the years ended, and the Accumulated Plan Benefits as of December 31, 2021, and the Changes in its Accumulated Plan Benefits for the year then ended, in accordance with accounting principles generally accepted in the United States of America.

Basis for Opinion

We conducted our audits in accordance with the auditing standards generally accepted in the United States of America (GAAS). Our responsibilities under those standards are further described in the Auditor's Responsibilities for the Audit of the Financial Statements section of our report. We are required to be independent of United Food and Commercial Workers Union and Participating Food Industry Employers Tri-State Pension Fund and meet our other ethical responsibilities, in accordance with the relevant requirements relating to our audits. We believe that the audit evidence we have obtained is sufficient and appropriate to provide a basis for our audit opinion.

Responsibilities of Management for the Financial Statements

Management is responsible for the preparation and fair presentation of the financial statements in accordance with accounting principles generally accepted in the United States of America, and for the design, implementation, and maintenance of internal control relevant to the preparation and fair presentation of financial statements that are free from material misstatement, whether due to fraud or error.

In preparing the financial statements, management is required to evaluate whether there are conditions or events, considered in the aggregate, that raise substantial doubt about United Food and Commercial Workers Union and Participating Food Industry Employers Tri-State Pension Fund's ability to continue as a going concern within one year after the date that the financial statements are available to be issued.

Management is also responsible for maintaining a current plan instrument, including all plan amendments, administering the plan, and determining that the plan's transactions that are presented and disclosed in the financial statements are in conformity with the plan's provisions, including maintaining sufficient records with respect to each of the participants, to determine the benefits due or which may become due to such participants.

Auditor's Responsibilities for the Audit of the Financial Statements

Our objectives are to obtain reasonable assurance about whether the financial statements as a whole are free from material misstatement, whether due to fraud or error, and to issue an auditor's report that includes our opinion. Reasonable assurance is a high level of assurance but is not absolute assurance and therefore is not a guarantee that audit conducted in accordance with generally accepted auditing standards will always detect a material misstatement when it exists. The risk of not detecting a material misstatement resulting from fraud is higher than for one resulting from error, as fraud may involve collusion, forgery, intentional omissions, misrepresentations, or the override of internal control. Misstatements are considered material if, there is a substantial likelihood that, individually or in the aggregate, they would influence the judgement made by a reasonable user based on the financial statements.

In performing an audit in accordance with generally accepted auditing standards, we:

- Exercise professional judgment and maintain professional skepticism throughout the audit.
- Identify and assess the risks of material misstatement of the financial statements, whether due to fraud or error, and design and perform audit procedures responsive to those risks. Such procedures include examining, on a test basis, evidence regarding the amounts and disclosures in the financial statements.
- Obtain an understanding of internal control relevant to the audit in order to design audit procedures that are appropriate in the circumstances, but not for the purpose of expressing an opinion on the effectiveness of United Food and Commercial Workers Union and Participating Food Industry Employers Tri-State Pension Fund's internal control. Accordingly, no such opinion is expressed.
- Evaluate the appropriateness of accounting policies used and the reasonableness of significant accounting estimates made by management, as well as evaluate the overall presentation of the financial statements.
- Conclude whether, in our judgement, there are conditions or events, considered in the aggregate, that raise substantial doubt about United Food and Commercial Workers Union and Participating Food Industry Employers Tri-State Pension Fund's ability to continue as a going concern for a reasonable period of time.


We are required to communicate with those charged with governance regarding, among other matters, the planned scope and timing of the audit, significant audit findings, and certain internal control-related matters that we identified during the audit.

Supplemental Schedules Required by ERISA

Our audits were conducted for the purpose of forming an opinion on the financial statements as a whole. The supplemental Schedule of Assets (Held at End of Year) and is presented for the purpose of additional analysis and is not a required part of the financial statements but is supplementary information required by the Department of Labor's Rules and Regulations for Reporting and Disclosure under ERISA. Such information and the schedule of administrative expenses are the responsibility of management and were derived from and relate directly to the underlying accounting and other records used to prepare the financial statements. The information has been subjected to the auditing procedures applied in the audits of the financial statements and certain additional procedures, including comparing and reconciling such information directly to the underlying accounting and other records used to prepare the financial statements or to the financial statements themselves, and other additional procedures in accordance with GAAS.

In forming our opinion on the supplemental schedules, we evaluated whether the supplemental schedules, including their form and content, are presented in conformity with the Department of Labor's Rules and Regulations for Reporting and Disclosures under ERISA.

In our opinion, the information in the accompanying schedules is fairly stated, in all material respects, in relation to the financial statements as a whole, and the form and content are presented in conformity with the Department of Labor's Rules and Regulations for Reporting and Disclosure under ERISA.

A handwritten signature in black ink, appearing to read "Ar N + G. PC". The signature is written in a cursive, stylized font.

Reading, Pennsylvania
October 11, 2023

UNITED FOOD AND COMMERCIAL WORKERS UNION AND
PARTICIPATING FOOD INDUSTRY EMPLOYERS
TRI-STATE PENSION FUND

STATEMENTS OF NET ASSETS AVAILABLE FOR BENEFITS
December 31, 2022 and 2021

	2022	2021
ASSETS		
INVESTMENTS, AT FAIR VALUE		
Cash and cash equivalents	\$ 2,494,686	\$ 7,377,147
U.S. Government securities	11,562,864	7,034,386
Corporate and foreign bonds	46,570,773	67,327,836
Common and preferred stocks	97,422,838	146,874,145
Common collective trusts	74,514,368	85,818,500
Real estate investment trust	25,906,318	26,371,229
Limited partnership	2,162,276	3,013,586
	<u>260,634,123</u>	<u>343,816,829</u>
RECEIVABLES		
Employer contributions	1,004,222	1,146,995
Accrued investment income	812,293	875,147
Miscellaneous receivable (net of allowance for uncollectable accounts \$100,424 for 2022)	70,024	165,054
Due from broker for securities sold	96,025	-
	<u>1,982,564</u>	<u>2,187,196</u>
OTHER ASSETS		
Prepaid benefits	4,838,637	4,385,998
Prepaid expenses	43,932	38,299
	<u>4,882,569</u>	<u>4,424,297</u>
TOTAL ASSETS	<u>267,499,256</u>	<u>350,428,322</u>
LIABILITIES		
Accounts payable	630,877	1,678,603
Due to brokers for securities purchased	204,711	90,912
TOTAL LIABILITIES	<u>835,588</u>	<u>1,769,515</u>
NET ASSETS AVAILABLE FOR BENEFITS	<u>\$ 266,663,668</u>	<u>\$ 348,658,807</u>

The Accompanying Notes are an Integral Part of these Financial Statements.

UNITED FOOD AND COMMERCIAL WORKERS UNION AND
PARTICIPATING FOOD INDUSTRY EMPLOYERS
TRI-STATE PENSION FUND

STATEMENTS OF CHANGES IN NET ASSETS AVAILABLE FOR BENEFITS
For the Years Ended December 31, 2022 and 2021

	2022	2021
Additions to Net Assets Attributed to:		
Employer contributions	<u>\$ 11,958,219</u>	<u>\$ 12,763,493</u>
Investment income		
Net appreciation/(depreciation) in fair value of investments	(36,961,283)	43,375,294
Interest	2,647,597	2,951,943
Dividends	1,660,060	1,957,096
Real estate income	<u>898,127</u>	<u>703,460</u>
	(31,755,499)	48,987,793
Less investment fees	<u>(1,669,336)</u>	<u>(1,625,540)</u>
	<u>(33,424,835)</u>	<u>47,362,253</u>
Other income	<u>191,659</u>	<u>2,920</u>
Total Additions	<u>(21,274,957)</u>	<u>60,128,666</u>
Deduction from Net assets attributed to:		
Benefits paid directly to participants and beneficiaries	58,349,644	57,439,970
Administrative expenses	2,211,798	2,228,790
Bad debt expense	<u>158,740</u>	<u>-</u>
Total Deductions	<u>60,720,182</u>	<u>59,668,760</u>
Net increase (decrease)	(81,995,139)	459,906
Net assets available for benefits:		
Beginning of year	<u>348,658,807</u>	<u>348,198,901</u>
End of year	<u><u>\$ 266,663,668</u></u>	<u><u>\$ 348,658,807</u></u>

The Accompanying Notes are an Integral Part of these Financial Statements.

UNITED FOOD AND COMMERCIAL WORKERS UNION AND
PARTICIPATING FOOD INDUSTRY EMPLOYERS
TRI-STATE PENSION FUND

STATEMENT OF ACCUMULATED PLAN BENEFITS

December 31, 2021

Actuarial present value of accumulated plan benefits

Vested benefits:

Participants currently receiving payments	\$ 512,663,427
Terminated participants	245,277,215
Other participants	126,607,859
	<u>884,548,501</u>

Non-vested benefits	<u>4,980,763</u>
---------------------	------------------

Total actuarial present value of accumulated plan benefits	<u><u>\$ 889,529,264</u></u>
---	------------------------------

The Accompanying Notes are an Integral Part of these Financial Statements.

UNITED FOOD AND COMMERCIAL WORKERS UNION AND
PARTICIPATING FOOD INDUSTRY EMPLOYERS
TRI-STATE PENSION FUND

STATEMENT OF CHANGES IN ACCUMULATED PLAN BENEFITS

For the Year Ended December 31, 2021

Actuarial present value of accumulated plan benefits at beginning of year	\$ 891,119,307
Increase (decrease) during the year attributable to:	
Benefits accumulated and gains and losses	1,666,888
Due to decrease in the discount period	60,367,953
Benefits paid	(57,439,970)
Change in assumptions	<u>(6,184,914)</u>
Net increase	<u>(1,590,043)</u>
Actuarial present value of accumulated plan benefits at end of year	<u><u>\$ 889,529,264</u></u>

The Accompanying Notes are an Integral Part of these Financial Statements.

UNITED FOOD AND COMMERCIAL WORKERS UNION AND PARTICIPATING
FOOD INDUSTRY EMPLOYERS TRI-STATE PENSION FUND

NOTES TO FINANCIAL STATEMENTS

Note 1. Description of Plan

The following brief description of the United Food and Commercial Workers Union and Participating Food Industry Employer Tri-State Pension Fund ("Plan") is provided for general information purposes only. Participants should refer to the Plan document for a more complete description of the Plan's provisions.

General:

The Plan is a defined benefit, multiemployer union negotiated pension plan. It covers all eligible employees of participating employers who are covered by collective bargaining agreements. The Plan was established on October 13, 1958. The operation and administration of the Plan is the responsibility of the Board of Trustees. The Plan is subject to the provisions of the Employee Retirement Income Security Act of 1974 (ERISA), as amended.

Pension Benefits:

Participants with five or more years of service are entitled to annual pension benefits beginning at normal retirement age (65). The monthly benefit is calculated by multiplying the participant's benefit rates by their benefit service. The benefit amounts to be used are determined by the Plan provisions and the contribution rates contained in the collective bargaining agreement under which the participant was employed. The Plan also permits early retirement at age (55) and ten years of vesting service, completion of at least 30 years of vesting service regardless of age or in some instances, the satisfaction of the "Rule of 90", whereby the sum of the participant's attained age and years of benefit service equals or exceeds ninety. Certain Local Unions and Employers have adopted Alternative Benefit Schedules under the Rehabilitation Plans which may affect the availability of the "Rule of 90" benefit.

Under the Rehabilitation Plan, each employer has the option to select from a menu of Alternate Benefit Schedules. The benefits are different in each schedule so the participants will not have the same benefits. The benefits available to the participants depends on what Alternate Benefit Schedule the employer chose.

UNITED FOOD AND COMMERCIAL WORKERS UNION AND PARTICIPATING
FOOD INDUSTRY EMPLOYERS TRI-STATE PENSION FUND

NOTES TO FINANCIAL STATEMENTS

Note 1. Description of Plan (Continued)

Pension Benefits: (continued)

On September 16, 2019, the Trustees adopted supplement 2019-1 to amend the Plan to suspend the accrual of future benefits under the Plan. Each employers' freeze date begins on the expiration of their Collective Bargaining Agreement. The Plan Amendment will not impact crediting of the vested service. The Plan shall be frozen as of the freeze date and the accrued pension benefit shall thereafter be determined by only taking into account the benefit service earned prior to the freeze effective date.

Upon becoming eligible to receive a pension benefit under the Plan, if the participant is legally married, the pension benefit will be paid in the form of an automatic joint and 60% survivor annuity or if so elected a joint and 75% or 100% survivor annuity.

Death and Disability Benefits:

For participants who die or become disabled after August 31, 2009, in some instances, disability will be payable. Post-retirement death benefits will not be payable. Certain Local Unions and Employers have adopted Alternative Benefit Schedules under the Rehabilitation Plans which may effect the availability of the disability benefit.

Funding the Plan:

The Plan's funding policy is subject to various collective bargaining agreements with four different local unions. There are no employee contributions to the plan. The contributions made to the plan are from employers on behalf of their employees. The contribution amounts are subject to the terms set forth in the collective bargaining agreements.

ERISA Minimum Funding Requirement:

Enough money has been contributed to the Plan to meet minimum funding requirements under ERISA.

Vesting:

Participants are vested after ten years of vesting service (five years for Participants who earn an hour of service on or after January 1, 1999) or attain the normal retirement date.

See Independent Auditors' Report.

UNITED FOOD AND COMMERCIAL WORKERS UNION AND PARTICIPATING
FOOD INDUSTRY EMPLOYERS TRI-STATE PENSION FUND

NOTES TO FINANCIAL STATEMENTS

Note 2. Summary of Significant Accounting Policies

The following are the significant accounting policies followed by the Plan:

Basis of Accounting:

The accompanying financial statements are prepared on the accrual basis of accounting.

Use of Estimates:

The preparation of financial statements in conformity with generally accepted accounting principles requires management to make estimates and assumptions that affect certain reported amounts and disclosures. Accordingly, actual results may differ from those estimates.

Investment Valuation and Income Recognition:

Quoted market prices are used to value investments which are provided by Northern Trust Company, the custodian for the Plan. Batterymarch Financial Management Inc., Emerald Advisors Inc., Johnston Asset Management, Ryan Labs Inc., Westfield Capital Management, Cooke & Bieler LP, Wedge Capital, Lazard Asset Management LLC, Loomis Sayles & Company LP, Victory Capital Management, Northern Trust Global Investments, MFS Asset Managers, ASB Capital Management, Sentinel, Boyd Watterson and ASB Merida are retained as investment managers of the Plan. In their capacity as custodian and investment managers, the above-mentioned entities are "fiduciaries" as well as "parties in interest" as defined by the Employee Retirement Income Security Act - Section 3 (14) P.L. 93-406. The investment managers' performance is monitored by Morgan Stanley Smith Barney. Shares of mutual funds are valued at the net asset value of shares held by the Plan at year end. Units of common collective trusts are valued at the net asset value of the underlying investments of the common collective trust units held by the Plan at year end.

The plan presents in the statements of changes in net assets the net appreciation in the fair value of its investments which consists of the realized gains or losses and the unrealized appreciation on those investments.

Purchases and sales of securities are recorded on a trade date basis. Interest income is recorded on the accrual basis. Dividends are recorded on the ex-dividend date. Capital gain distributions are included in dividend income.

See Independent Auditors' Report.

UNITED FOOD AND COMMERCIAL WORKERS UNION AND PARTICIPATING
FOOD INDUSTRY EMPLOYERS TRI-STATE PENSION FUND

NOTES TO FINANCIAL STATEMENTS

Note 2. Summary of Significant Accounting Policies (Continued)

Cash Equivalents:

For purposes of the statement of net assets available for benefits, the Plan considers all investments in money market funds to be cash equivalents.

Employer Contributions and Contributions Receivable:

Revenue from employer contributions is determined by hours of work reported and the level of employment reported by participating employers and the contractual employer contribution rates in effect through the collective bargaining agreement. Employer contributions are included in revenue during the period which the work is performed. The accounts receivable represents contributions for hours worked through the end of the Plan year received subsequent to year end.

Miscellaneous Receivable and Allowance for Uncollectable Accounts:

The miscellaneous receivable is for amounts that were paid erroneously after the death of a participant. The over payments are referred to a collections counsel. The allowance for uncollectable accounts is estimated using a standard methodology.

Payment of Benefits:

Benefit payments to participants are recorded upon distribution.

Administrative Expenses:

Expenses incurred in connection with the general administration of the Plan are recorded as deductions in the accompanying statement of changes in net assets available for benefits. See Supplementary Schedule of Administrative Expenses for detail on the type and amount of expenses incurred.

Certain investment-related expenses are included in the net appreciation in fair value of investments and as a reduction to investment income in the statement of changes in net assets available for benefits.

See Independent Auditors' Report.

UNITED FOOD AND COMMERCIAL WORKERS UNION AND PARTICIPATING
FOOD INDUSTRY EMPLOYERS TRI-STATE PENSION FUND

NOTES TO FINANCIAL STATEMENTS

Note 2. Summary of Significant Accounting Policies (Continued)

Prepaid Benefits:

Prepaid benefits consists of cash which was wired out of the Trust account in late December to fund pension benefits which are then electronically deposited into participants' accounts on January 1.

Note 3. Actuarial Present Value of Accumulated Plan Benefits

Accumulated plan benefits are those future benefit payments that are attributable under the Plan's provisions to the services rendered by the Plan's participants. Accumulated plan benefits include benefits expected to be paid to (a) retired or terminated employees or their beneficiaries, (b) beneficiaries of employees who have died, (c) present employees or their beneficiaries. Benefits payable under all circumstances - retirement, death, disability, and termination of employment - are included, to the extent they are deemed attributable to employees service rendered to the valuation date.

The actuarial present value of accumulated plan benefits is determined by the Plan's independent actuary, CBIZ Retirement Plan Services, and is that amount that results from applying actuarial assumptions to adjust the accumulated plan benefits to reflect the time value of money (through discounts for interest) and the probability of payment (by means of decrements such as for death, disability, withdrawal or retirement) between the valuation date and expected date of payment. Participants should refer to the actuarial valuation for more complete information. The significant actuarial assumptions used in the valuation as of January 1, 2022 were as follows:

Mortality basis:

Healthy Life Mortality RP-2014 Blue Collar Mortality Table adjusted to 2006, then projected generationally with table MP-2019

Disabled Life Mortality RP-2014 Disabled Retiree Mortality Table adjusted to 2006, then projected generationally with table MP-2019

Retirement age: Graduated rates of retirement based on age.

See Independent Auditors' Report.

UNITED FOOD AND COMMERCIAL WORKERS UNION AND PARTICIPATING
FOOD INDUSTRY EMPLOYERS TRI-STATE PENSION FUND

NOTES TO FINANCIAL STATEMENTS

Note 3. Actuarial Present Value of Accumulated Plan Benefits: (Continued)

Disability: Graduated rates of disability is based on age and are adapted from experience under the U.S. Social Security System.

Termination: Rates for participants with fewer than 10 years of service are based on sex and length of service. Rates for participants with at least 10 years of vesting service are based on age.

Investment return: 7% per year, compounded annually.

Current Liability Interest Rate: 2.22% per year, compounded annually for RPA '94.

Actuarial valuation method: Unit credit cost method.

The foregoing actuarial assumptions are based on the presumption that the Plan will continue. Were the Plan to terminate, different actuarial assumptions and other factors might be applicable in determining the actuarial present value of accumulated plan benefits. The computations of the actuarial present value of accumulated plan benefits were as of January 1, 2022. Had the valuations been performed as of December 31, there would be no material difference.

The Trustees of the Plan adopted a Rehabilitation Plan in 2008 which anticipates improving the funded status over a ten year period. The Rehabilitation Plan consists of a series of optional benefit reductions and or contributions increases which were chosen by each contributing employer. The Rehabilitation Plan has been updated annually.

The actuaries for the Plan have certified that the pension plan is in Critical and Declining status for calendar year 2022 and 2021.

UNITED FOOD AND COMMERCIAL WORKERS UNION AND PARTICIPATING
FOOD INDUSTRY EMPLOYERS TRI-STATE PENSION FUND

NOTES TO FINANCIAL STATEMENTS

Note 4. Fair Value Measurements

The framework for measuring fair value provides a fair value hierarchy that prioritizes the inputs to valuation techniques used to measure fair value. The hierarchy gives the highest priority to unadjusted quoted prices in active markets for identical assets or liabilities (Level 1) and the lowest priority to unobservable inputs (Level 3). The three levels of the fair value hierarchy are described as follows:

Level 1 Inputs to the valuation methodology are unadjusted quoted prices for identical assets or liabilities in active markets that the Plan has the ability to access.

Level 2 Inputs to the valuation methodology include: Quoted prices for similar assets or liabilities in active markets; Quoted prices for identical or similar assets or liabilities in inactive markets; Inputs other than quoted prices that are observable for the asset or liability; Inputs that are derived principally from or corroborated by observable market data by correlation or other means. If the asset or liability has a specified (contractual) term, the Level 2 input must be observable for substantially the full term of the asset or liability.

Level 3 Inputs to the valuation methodology are unobservable and significant to the fair value measurement.

The asset's and liability's fair value measurement level within the fair value hierarchy is based on the lowest level of any input that is significant to the fair value measurement. Valuation techniques maximize the use of relevant observable inputs and minimize the use of unobservable inputs.

Following is a description of the valuation methodologies used for assets measured at fair value. There have been no changes in the methodologies used at December 31, 2022 and 2021.

Common stocks, corporate bonds, limited partnerships and U.S. government securities: Valued at the closing price reported on the active market on which the individual securities are traded.

Common/collective trusts: Value relates to the net asset value of the units of participation in the common or collective trust held by the plan, as a practical expedient for fair value.

Real estate investment trust: Valued at the net asset value of the underlying real estate investments held per unit.

See Independent Auditors' Report.

UNITED FOOD AND COMMERCIAL WORKERS UNION AND PARTICIPATING
FOOD INDUSTRY EMPLOYERS TRI-STATE PENSION FUND

NOTES TO FINANCIAL STATEMENTS

Note 4. Fair Value Measurements (Continued)

Mutual funds: Valued at the net asset value of shares held by the Plan at year end which represents the publicly traded price at which shares are sold.

<i>Assets at Fair Value as of December 31, 2022</i>				
	Level 1	Level 2	Level 3	Total
Cash and Cash Equivalents	\$ 2,494,686	\$ -	\$ -	\$ 2,494,686
U.S. Government	-	11,562,864	-	11,562,864
Corporate and Foreign Bonds	-	46,570,773	-	46,570,773
Common Stock	97,422,838	-	-	97,422,838
Real Estate Investment Trust	-	25,906,318	-	25,906,318
Limited Partnership	-	2,162,276	-	2,162,276
	<u>\$ 99,917,524</u>	<u>\$ 86,202,231</u>	<u>\$ -</u>	<u>\$ 186,119,755</u>
Investments measured at net asset value				
Common Collective Trust				74,514,368
				<u>\$ 260,634,123</u>

<i>Assets at Fair Value as of December 31, 2021</i>				
	Level 1	Level 2	Level 3	Total
Cash and Cash Equivalents	\$ 7,377,147	\$ -	\$ -	\$ 7,377,147
U.S. Government	-	7,034,386	-	7,034,386
Corporate and Foreign Bonds	-	67,327,836	-	67,327,836
Common Stock	146,874,145	-	-	146,874,145
Real Estate Investment Trust	-	26,371,229	-	26,371,229
Limited Partnership	-	3,013,586	-	3,013,586
	<u>\$ 154,251,292</u>	<u>\$ 103,747,037</u>	<u>\$ -</u>	<u>\$ 257,998,329</u>
Investments measured at net asset value				
Common Collective Trust				85,818,500
				<u>\$ 343,816,829</u>

See Independent Auditors' Report.

UNITED FOOD AND COMMERCIAL WORKERS UNION AND PARTICIPATING
FOOD INDUSTRY EMPLOYERS TRI-STATE PENSION FUND

NOTES TO FINANCIAL STATEMENTS

Note 4. Fair Value Measurements (Continued)

There were no significant transfers of investments between levels during the year ended December 31, 2022. The investments of the Plan are held by Northern Trust Company.

In accordance with Subtopic 820-10, certain investments that were measured at net asset value per share (or its equivalent) have not been classified in the fair value hierarchy. The fair value amounts presented in this table are intended to permit reconciliation of the fair value hierarchy to the line items presented in the statement of net asset available for benefits.

Investments Measured Using the Net Asset Value per Share Practical Expedient.

The following table summarizes investments for which fair value is measured using the net asset value per share practical expedient as of December 31, 2022 and 2021, respectively. There are no participant redemption restrictions for these investments; the redemption notice period is applicable only to the Plan.

<u>December 31, 2022</u>	<u>Fair Value</u>	<u>Unfunded Commitments</u>	<u>Redemption Frequency (If Currently Eligible)</u>	<u>Redemption Notice Period</u>
Common Collective Trust	\$74,514,368	N/A	Daily	12 months
<u>December 31, 2021</u>	<u>Fair Value</u>	<u>Unfunded Commitments</u>	<u>Redemption Frequency (If Currently Eligible)</u>	<u>Redemption Notice Period</u>
Common Collective Trust	\$85,818,500	N/A	Daily	12 months

See Independent Auditors' Report.

UNITED FOOD AND COMMERCIAL WORKERS UNION AND PARTICIPATING
FOOD INDUSTRY EMPLOYERS TRI-STATE PENSION FUND

NOTES TO FINANCIAL STATEMENTS

Note 5. Plan Termination

It is the intent of the Trustees to continue the Plan in full force and effect; however, the right to discontinue the Plan is reserved to the Trustees. Termination shall not permit any part of the Plan assets to be used for or diverted to purposes other than the exclusive benefit of the pensioners, beneficiaries and participants. In the event of termination, the net assets of the Plan will be allocated to pay benefits in priorities as prescribed by ERISA and its related regulations. Whether or not a particular participant will receive full benefits should the Plan terminate at some future time will depend on the sufficiency of the Plan's net assets at that time and the priority of those benefits.

Certain benefits under the Plan are insured by the PBGC if the Plan terminates. Generally, the PBGC guarantees most vested normal age retirement benefits, early retirement benefits and certain disability and survivors' pensions. However, the PBGC does not guarantee all types of benefits under the Plan and the amount of benefit protection is subject to certain limitations. Vested benefits under the Plan are guaranteed at the level in effect on the date of the Plan's termination. However, there is a statutory ceiling, which is adjusted periodically, on the amount of an individual's monthly benefit that the PBGC guarantees. The benefit guarantee in a multiemployer pension plan is the product of a participant's years of service multiplied by the sum of 100 percent of the first \$ 11 of the monthly benefit accrual rate and 75 percent of the next \$ 33 of the accrual rate. For a participant with 30 years of service under the plan, the maximum PBGC guaranteed benefit is \$ 12,870 per year. Whether all participants receive their benefits should the Plan terminate at some future time will depend on the sufficiency, at that time, of the Plan's net assets to provide those benefits and may also depend on the level of benefits guaranteed by the PBGC. For multiemployer plans, the PBGC provides financial assistance to plans that are unable to pay basic PBGC guaranteed benefits when due.

UNITED FOOD AND COMMERCIAL WORKERS UNION AND PARTICIPATING
FOOD INDUSTRY EMPLOYERS TRI-STATE PENSION FUND

NOTES TO FINANCIAL STATEMENTS

Note 6. Securities Lending

The Plan participates in securities lending activities as a means to maximize investment returns. Securities are lent to select brokerage firms for which collateral is received that exceed the fair value of such investments during the period of the loan. Collateral may be in the form of cash or securities.

Loans of domestic securities are initially collateralized at 102 percent of the market value of the borrowed securities. Loans of foreign securities are initially collateralized at 105 percent. All borrowers are required to provide additional collateral if the value falls below the market value of the borrowed securities.

Below is listed the activity for borrowed securities as of December 31, 2022:

Fair Market Value of securities loaned by cash collateral	<u>\$ 30,929,026</u>
Fair Market Value of securities loaned by non-cash collateral	<u>\$ 6,908,766</u>
Cash collateral	\$ 31,644,092
Non cash collateral	<u>6,741,644</u>
Total collateral	<u>\$ 38,385,736</u>
Total Earnings from securities lending	\$ 682,331
Other Expenses	<u>(609,042)</u>
Net Income from securities lending activities	<u>\$ 73,289</u>

Net income from securities lending is included in investment income.

Note 7. Risks and Uncertainties

This Plan invests in various investment securities. Investment securities are exposed to various risks such as interest rate, market, and credit risks. Due to the level of risk associated with certain investment securities, it is at least reasonably possible that changes in the values of investment securities will occur in the near term and that such changes could materially affect the amounts reported in the statement of net assets available for benefits.

The actuarial present value of accumulated plan benefits are reported based on certain assumptions pertaining to interest rates, inflation rates and employee demographics, all of which are subject to change. Due to uncertainties inherent in the estimations and assumptions process, it is at least reasonably possible that changes in these estimates and assumptions in the near term would be material to the financial statements.

See Independent Auditors' Report.

UNITED FOOD AND COMMERCIAL WORKERS UNION AND PARTICIPATING
FOOD INDUSTRY EMPLOYERS TRI-STATE PENSION FUND

NOTES TO FINANCIAL STATEMENTS

Note 8. Federal Tax Status

The Internal Revenue Service has determined and informed the Fund by a letter dated November 18, 2015, that the plan and related trust are designed in accordance with applicable sections of the Internal Revenue Code. The Plan has been amended since receiving the determination letter. However, the Plan administrator and Plan's tax counsel believe that the Plan is designed and is currently being operated in compliance with the applicable requirements of the Internal Revenue Code.

Accounting principles generally accepted in the United States of America require Plan management to evaluate tax positions taken by the Plan and recognize a tax liability (or asset) if the Plan has taken an uncertain position that more likely than not would not be sustained upon examination by the Internal Revenue Service. The Plan is subject to routine audits by taxing jurisdictions; however, there are currently no audits for any tax periods in progress. The Plan administrator believes it is no longer subject to income tax examination for years prior to 2020.

Note 9. Commission Recapture Programs

The Plan participates in a commission recapture program. The program allows for the return of a percentage of the brokerage commissions on investment transactions made through participating brokers. The commissions are returned to the Plan as cash (hard-dollars).

Note 10. Reconciliation of Financial Statements to Schedule H of Form 5500

The following is a reconciliation of net assets for benefits per the financial statements at December 31, 2022 to Schedule H of Form 5500:

Net assets available for benefits per the financial statements	\$ 266,663,668
Benefits payable to participants	<u>(128,509)</u>
Net assets available for benefits per Schedule H of Form 5500	<u>\$ 266,535,159</u>

See Independent Auditors' Report.

UNITED FOOD AND COMMERCIAL WORKERS UNION AND PARTICIPATING
FOOD INDUSTRY EMPLOYERS TRI-STATE PENSION FUND

NOTES TO FINANCIAL STATEMENTS

Note 10. Reconciliation of Financial Statements to Schedule H of Form 5500 (Continued)

The following is a reconciliation of benefits paid to participants per the financial statements for the year ended December 31, 2022 to Schedule H of Form 5500:

Benefits paid to participants per the financial statements	\$ 58,349,644
Add: Benefits payable to participants at December 31, 2022	128,509
Less: Benefits payable to participants at December 31, 2021	<u>(21,683)</u>
Benefits paid to participants per Schedule H of Form 5500	<u>\$ 58,456,470</u>

Note 11. Distributions Payable

At December 31, 2022, net assets available for plan benefits included \$128,509 for distributions to participants who have requested a distribution from the Plan prior to the end of the Plan year.

Note 12. Subsequent Events

In preparing these financial statements, the Plan has evaluated events and transactions for potential recognition or disclosure through October 11, 2023, the date the financial statements were available to be issued.

Note 13. Related Party Transactions

Certain assets of the Plan are managed by various investment managers identified in Note 2 and held by Northern Trust Company, the custodian as defined by the Plan. These transactions qualify as party-in-interest transactions.

The Plan is under the control of a Board of Trustees comprised of participating union members and employers and is administered by Healthcare Strategies, Inc., an independent employee benefit administration and consulting firm. Administrative expenses are paid by the Plan.

Certain administrative functions are performed by officers and employees of the Union. No such officer or employee receives compensation from the Plan.

See Independent Auditors' Report.

UNITED FOOD AND COMMERCIAL WORKERS UNION AND PARTICIPATING
FOOD INDUSTRY EMPLOYERS TRI-STATE PENSION FUND

NOTES TO FINANCIAL STATEMENTS

Note 14. Cash Reserves and Concentration of Credit Risk

The Plan has deposits at Republic Bank which insure up to \$250,000 through the Federal Deposit Insurance Corp (FDIC). The Plan routinely has deposits in excess of \$250,000. At December 31, 2022, the Plan had \$2,237,051 in excess of FDIC Insurance. Management has not experienced any loss nor do they expect that the deposits will be a credit risk.

The Plan receives most of the employer contributions from companies in the retail food industry in the greater Philadelphia area. One of the employers contributes approximately 96% of the total contributions for the Plan.

Note 15. Plan Amendments

The Trustees of the Plan previously adopted Supplements 2019-01 and 2019-02 to amend the Plan to suspend the accrual of future benefits under the Plan. On September 21, 2021 the Trustees of the Plan adopted Supplement 2021-01. The Trustees of the Plan desire to amend the Plan to delay the following Freeze Effective Dates:

- UFCW Local 360 and ACME
- Freeze Date changed from March 28, 2021 to October 31, 2021;
- UFCW Local 360 --
- Freeze Date changed from March 28, 2021 to October 31, 2021; and
- UFCW Local 360 and Roebbling Town Foods/Avon Foods
- Freeze Date changed from September 4, 2021 and October 31, 2021.

The Trustees of the Plan adopted an amendment to the Plan on March 8, 2023 that is contingent upon approval of receiving special financial assistance from the PGBC. The amendment acknowledges that the administration of the Plan will follow the conditions specified in section 4262 of ERISA and 29 CFR part 4262.

SUPPLEMENTARY INFORMATION

TRI-STATE PENSION FUND
SCHEDULE OF ASSETS (HELD AT END OF YEAR)
Year Ended December 31, 2022

(a)	(b) IDENTITY OF ISSUE BORROWER, LESSOR, OR SIMILAR PARTY	(c) DESCRIPTION OF INVESTMENT INCLUDING MATURITY DATE, RATE OF INTEREST, COLLATERAL PAR OR MATURITY VALUE	(d) COST	(e) CURRENT VALUE	
CASH AND CASH EQUIVALENTS		NORTHERN TRUST CASH ACCOUNT	7,635	7,635	
		REPUBLIC BANK	2,487,095	2,487,051	
			2,494,730	2,494,686	
U.S. GOVERNMENT SECURITIES		PVTPL FREDDIE MAC MULTICLASS SR 5.92768% DUE 04-25-2042	29,254	29,108	
		UNITED STATES OF AMER TREAS BONDS 3% DUE 08-15-2052	2,489,241	2,444,794	
		UNITED STATES OF AMER TREAS NOTES .75% 08-31-2026	134,610	119,697	
		UNITED STATES OF AMER TREAS NOTES .875% 09-30-2026	129,309	115,588	
		UNITED STATES OF AMER TREAS NOTES .875% DUE 01-31-2024	1,501,447	1,449,069	
		UNITED STATES OF AMER TREAS NOTES 1.5% DUE 01-31-2027 REG	148,125	135,615	
		UNITED STATES OF AMER TREAS NOTES 2.875% DUE 05-15-2032	2,181,278	2,108,644	
		UNITED STATES OF AMER TREAS NOTES DTD 02/28/2022 1.875% 02-28-2027	73,389	68,792	
		UNITED STATES TREAS BDS 1.25% DUE 05-15-2050	422,200	348,075	
		UNITED STATES TREAS BDS 2.875% DUE 05-15-2052	706,622	594,431	
		UNITED STATES TREAS BDS 3.25% DUE 05-15-2042	272,011	238,317	
		UNITED STATES TREAS NTS .875% 06-30-2026	299,285	268,582	
		UNITED STATES TREAS NTS 1.25% DUE 12-31-2026	47,910	44,838	
		UNITED STATES TREAS NTS 2.125% 03-31-2024	297,691	290,719	
		UNITED STATES TREAS NTS 2.25% T-NOTE 04-30-2024	144,751	140,446	
		UNITED STATES TREAS NTS 2.625% 04-15-2025	14,889	14,447	
		UNITED STATES TREAS NTS DTD 02/28/2022 1.5% 02-29-2024	1,642,498	1,586,204	
		UNITED STATES TREAS NTS DTD 11/30/2022 3.875% 11-30-2027	411,374	407,434	
		UNITED STATES TREAS NTS WIT 0 3/4 04/30/26 .75% DUE 04-30-2026	229,632	205,850	
		UNITED STS TREAS NTS UNITED STS TREAS NTS .25% DUE 07-31-2025 REG	160,313	144,494	
		US TREASURY N/B 3.125% DUE 08-31-2027 REG	204,373	205,196	
		UTD STATES TREAS 1.5% DUE 09-30-24	322,413	304,025	
		UTD STATES TREAS 2.75% DUE 07-31-2027	300,173	298,499	
			12,162,788	11,562,864	
	CORPORATE AND FOREIGN BONDS		ACHILLION PHARMACEUTICALS INC ACHILLION PHARMACE	-	-
			AERCAP IRELAND CAP / GLOBA 3.0% DUE 10-29-2028	149,727	125,922
			AERCAP IRELAND CAP / GLOBA 3.3% DUE 01-30-2032	149,436	117,701
		AERCAP IRELAND CAP 3.65% DUE 07-21-2027	117,800	140,366	
		AERCAP IRELAND CAP 3.875% DUE 01-23-2028	112,875	135,117	
		AERCAP IRELAND CAP DESIGNATED ACTIVITY C4.5% DUE 09-15-2023	29,810	29,802	
		AES CORP SR NT 2.45% 01-15-2031	79,970	63,835	
		AGILE GROUP HLDG 5.5% 17/05/2026	139,000	89,718	
		AIR LEASE CORP 3.125% DUE 11-20-2030 BEO	323,090	274,312	
		AIR LEASE CORP 3.375% DUE 07-01-2025	153,411	146,781	
	AIR LEASE CORP 4.625% DUE 10-01-2028	4,750	4,687		

TRI-STATE PENSION FUND
SCHEDULE OF ASSETS (HELD AT END OF YEAR)
Year Ended December 31, 2022

(a)	(b) IDENTITY OF ISSUE BORROWER, LESSOR, OR SIMILAR PARTY	(c) DESCRIPTION OF INVESTMENT INCLUDING MATURITY DATE, RATE OF INTEREST, COLLATERAL PAR OR MATURITY VALUE	(d) COST	(e) CURRENT VALUE
CORPORATE AND FOREIGN BONDS (CONTINUED)				
		AIR LEASE CORP FIXED 3% DUE 02-01-2030	90,792	87,908
		AIR LEASE CORP FXO-RATE RESET NON CUM PERP 4.65% 12-31-2049	149,150	125,358
		AIR LEASE CORP MED 3.25% DUE 10-01-2029	23,544	21,355
		ALBERTA ENERGY LTD 7.375% DUE 11-01-2031	26,236	21,354
		ALLEGY 5.875% DUE 12-01-2027	112,725	129,099
		ALLY FINANCIAL INC FIXED 4.7% DUE 12-31-2049	160,280	100,200
		ALLY FINL INC 8% DUE 11-01-2031	315,497	337,858
		ALLY FINL INC FIXED 4.7% DUE 12-31-2049	190,000	127,063
		ALLY FINL INC FIXED 5.75% DUE 11-20-2025	60,225	62,983
		ALTA ENERGY LTD NT 8.125 DUE 09-15-2030	26,750	22,005
		ALTRIA GROUP INC FIXED 2.35% DUE 05-06-2025	39,983	37,636
		AMERICAN HOMES 4 RENT L P SR NT 2.375% 07-15-2031	24,628	19,348
		AMERN AIRLS 2017-2 FIXED 3.6% DUE 10-15-2029	52,242	50,237
		AMERN CR ACCEP 4.85% DUE 06-13-2028	19,996	18,841
		AMERN CR ACCEP 5.83% DUE 10-13-2028	50,054	48,047
		AMERN CR ACCEP RECEIVABLES TR 1.82% 02-14-2028	22,625	22,914
		ANTARES HLDGS LP 2.75% 01-15-2027	248,268	200,542
		ATHENE GLOBAL FDG MEDIUM TERM SR TRANCHER TR 00784 2.55% 11-19-2030	64,955	50,394
		ATHENE HLDG LTD 3.5% DUE 01-15-2031	54,194	45,453
		ATHENE HLDG LTD 4.125% DUE 01-12-2028	249,615	230,364
		AUTONATION INC FIXED 4.75% DUE 06-01-2030	19,896	17,893
		AVIATION CAP GROUP 1.95% DUE 01-30-2026	25,218	26,158
		AVNET INC 5.5% DUE 06-01-2032	154,986	143,592
		B A T CAP CORP 2.789% DUE 09-06-2024	55,000	52,652
		BANCOLOMBIA S A 3% DUE 01-29-2025	49,647	47,322
		BANK 2021-BNK35 FLTGT RT 2.457% DUE 06-15-2064	108,146	81,292
		BANK AMER CORP FIXED 4.827% DUE 07-22-2026	25,000	24,703
		BANK OF AMERICA CORPORATION MTN 1.53% DUE 12-06-2025/06-06-2022	29,967	27,687
		BARCLAYS PLC 1.007% DUE 12-10-2024	70,083	66,651
		BARCLAYS PLC 3.564% DUE 09-23-2035	300,000	229,353
		BARINGS BDC INC 3.3% 11-23-2026	94,151	80,626
		BENTLEY SYS INC SR NT CONV .375% 07-01-2027	3,867	4,070
		BILIBILI INC .5% DUE 12-01-2026	85,000	62,475
		BINOM FLTGT RT 3% DUE 02-25-2061	96,614	71,945
		BIOMARIN PHARMACEUTICAL INC SR SUB CONV NT .599% 08-01-2024	162,472	175,115
		BIOMARIN PHARMACEUTICAL INC SR SUB NT CONV 1.25% 05-15-2027	525,471	558,772
		BLACKSTONE / GSO 3.65% DUE 07-14-2023	62,182	59,438
		BLACKSTONE PVT CR FIXED 1.75% DUE 09-15-2024	27,233	27,592
		BLACKSTONE SEC2 LENDING FD NT 144A 2.125% 02-15-2027	335,910	281,602
		BLOCK 3.5% 06-01-2031	80,000	63,834

TRI-STATE PENSION FUND
SCHEDULE OF ASSETS (HELD AT END OF YEAR)
Year Ended December 31, 2022

(a)	(b) IDENTITY OF ISSUE BORROWER, LESSOR, OR SIMILAR PARTY	(c) DESCRIPTION OF INVESTMENT INCLUDING MATURITY DATE, RATE OF INTEREST, COLLATERAL PAR OR MATURITY VALUE	(d) COST	(e) CURRENT VALUE
CORPORATE AND FOREIGN BONDS (CONTINUED)				
		BLOCK 4.875% DUE 03-01-2028	50,600	47,988
		BOEING CO 3.375% DUE 06-15-2046	71,157	55,363
		BOEING CO 3.625% DUE 02-01-2031	114,926	101,241
		BOEING CO 3.75% DUE 02-01-2050	21,831	17,296
		BOEING CO FIXED 3.625% DUE 03-01-2048	109,881	82,364
		BOEING CO FIXED 5.15% DUE 05-01-2030	150,963	146,746
		BPR TR 2021-NRD FLTGT RT 6.45% DUE 12-15-2038	24,937	23,039
		BPR TR 2021-NRD FLTGT RT 6.75% DUE 12-15-2038	29,925	27,421
		BPR TR 2021-NRD FLTGT RT 8.049% DUE 12-15-2038	19,950	18,198
		BPR TR 2022-OANA FLTGT RT 8.03061% DUE 04-15-2037	29,925	27,512
		BRIXMOR OPER 4.05% DUE 07-01-2030	14,966	13,159
		BROADCOM INC 4.3% DUE 11-15-2032	74,906	66,342
		BROADCOM INC FIXED 4.15% DUE 11-15-2030	109,785	98,703
		BUENOS AIRES(PROV) FRN SNR 04/2025 ARS1	240,224	28,942
		CAFL 2021-RTL1 2.239% DUE 03-28-2029	124,998	113,708
		CAP 1 FINL CORP 3.75 DUE 04-24-2024	126,587	117,716
		CCO HLDGS LLC/CCO HLDGS CAP CORP 4.5% 05-01-2032	8,700	7,967
		CDW LLC/CDW FIN CORP 2.67% DUE 12-01-2026	22,292	22,195
		CDW LLC/CDW FIN CORP 4.25% DUE 04-01-2028	4,575	4,602
		CDW LLC/CDW FIN FIXED 3.25% DUE 02-15-2029	21,933	21,292
		CDW LLC/CDW FIN FIXED 3.569% DUE 12-01-2031	260,000	213,816
		CELANESE US HLDGS LLC 6.33% 07-15-2029	45,000	43,814
		CELANESE US HLDGS LLC 6.379% 07-15-2032	30,000	28,619
		CENTENE CORP DEL 2.5% 03-01-2031	195,000	152,582
		CENTENE CORP DEL 2.625% 08-01-2031	160,000	125,460
		CENTENE CORP DEL FIXED 4.625% DUE 12-15-2029	17,300	18,284
		CF HIPPOLYTA 1.53% DUE 03-15-2061	23,720	20,595
		CFLD (CAYMAN) INV 8.6% GTD SNR 08/04/2024	65,415	25,049
		CHARTER 2.3% DUE 02-01-2032	7,515	7,387
		CHARTER 6.484% DUE 10-23-2045	130,000	117,732
		CHARTER COMMUNICATIONS OPER LLC /SR SECD NT 3.95% 06-30-2062	362,029	216,944
		CHARTER COMMUNICATIONS OPER LLC /SR SECD NT 4.4% 04-01-2033	9,356	8,587
		CHARTER COMMUNICATIONS OPER LLC/SR SECD NT 2.8% DUE 04-01-2031/04-17-2020	20,744	19,520
		CHENIERE CORPUS CHRISTI HLDGS LLC 5.125% 06-30-2027	175,914	173,123
		CHINA EVERGRANDE GROUP 8.75% DUE 28/06/2025	129,500	14,148
		CITIGROUP INC 4.125% DUE 07-25-2028	56,510	55,957
		CMO COMM 2012-LC4 MTG TR CTF CL B DUE 12-10-2044	23,715	23,542
		CMO CR SUISSE FIRST BOSTON MTG SECS CORP2003-27 5.75 11-25-2033	8,884	8,208
		CMO CWMBS INC 2003-59 MTG PASSTHRU CTF 1-A-1 5.75% DUE 12-25-2033	42,799	41,050
		CMO CWMBS INC 2003-59 MTG PASSTHRU CTF 3-A-1 6% DUE 12-25-2033	60,085	56,317

TRI-STATE PENSION FUND
SCHEDULE OF ASSETS (HELD AT END OF YEAR)
Year Ended December 31, 2022

(a) IDENTITY OF ISSUE BORROWER, LESSOR, OR SIMILAR PARTY	(c) DESCRIPTION OF INVESTMENT INCLUDING MATURITY DATE, RATE OF INTEREST, COLLATERAL PAR OR MATURITY VALUE	(d) COST	(e) CURRENT VALUE
CORPORATE AND FOREIGN BONDS (CONTINUED)	<p>CMO GS MTG SECS TR 2011-GC5 MTG PASS THRU CTF CL D 144A 08-10-2044</p> <p>CMO GS MTG SECS TR 2014-GC18 COML MTG PASS THRU 4.885 01-10-2047</p> <p>CMO GS MTG SECS TR 2014-GC22 MTG PASS THRU CTF CL C VAR RT 06-12-2047</p> <p>CMO J P MORGAN CHASE COML MTG SECS TR 2013-L CL C 3.958 DUE 04-15-2046</p> <p>CMO WELLS FARGO COMM MTG TST SER 2016-BNK1 CL AS 2.814% 08-15-2049</p> <p>CMO WFRBS COML MTG TR 2014-C20 MTG PASS THRU CTF CL B 4.378% DUE 05-15-2047</p> <p>CMO WFRBS COML MTG TR 2014-C21 3.885 DUE 08-15-2047 REG</p> <p>CMO WF-RBS COMMERCIAL MORTGAGE TRUST 2012-C10 B 3.744% 12-15-2045</p> <p>CMP WELLS FARGO COML MTG TR 2016-C37 COML MTG CTF CL C VAR RT 12-15-2049</p> <p>CNO FINL GROUP INC 5.25% DUE 05-30-2029</p> <p>COMM 2012-CCRE3 3.416% DUE 10-15-2045</p> <p>COMMScope INC 7.125% DUE 07-01-2028</p> <p>CONOCOPHILLIPS CO 2.125% 03-08-2024</p> <p>COREVEST AMERN FIN 3.247% DUE 04-15-2053</p> <p>CORPORATE OFFICE PPTYS LP GTD SR NT 2.75% 04-15-2031</p> <p>CORVEST AMERN FIN FLT GT RT 4.59602% DUE 05-15-2052</p> <p>CR SUISE GROUP AG FLT GT RT 6.442% DUE 08-11-2028</p> <p>CROWN CASTLE INTL CORP NEW 2.5% DUE 07-15-2031</p> <p>CROWN CASTLE TOWERS LLC 3.663% DUE 05-15-2025</p> <p>CSMC 2021-RPL4 TR 1.79561% DUE 12-27-2060</p> <p>DCP MIDSTREAM OPER LP GTD SR NT 3.25% 02-15-2032</p> <p>DDR CORP FIXED 4.7% DUE 06-01-2027</p> <p>DEERE & CO 2.75% DUE 04-15-2025</p> <p>DEFAULTED KAISA GROUP HOLDINGS LTD 9.375% GTD SNR NTS 30/06/24</p> <p>DEFAULTED YUZHOU GROUP HOLDINGS CO LTD 0% 31/12/2040</p> <p>DEFAULTED YUZHOU GROUP HOLDINGS CO LTD 0% 31/12/2040</p> <p>DEUTSCHE BK AG N Y BRANCH 3.729% DUE 01-14-2032/01-14-2021</p> <p>DEUTSCHE BK AG N Y FLT GT RT 3.547% DUE 09-18-2031</p> <p>DIAMONDBACK ENERGY INC 3.125% DUE 03-24-2031 BEO</p> <p>DILLARDS INC 7% DUE 12-01-2028</p> <p>DILLARDS INC 7.75% DUE 07-15-2026</p> <p>DISH DBS CORP 5.125% DUE 06-01-2029</p> <p>DISH NETWORK CORP 0% DUE 12-15-2025 BEO</p> <p>DISH NETWORK CORP NT CONV 2.375% DUE 03-15-2024</p> <p>DISH NETWORK CORP NT CONV 3.375% 08-15-2026</p> <p>DOMINION ENERGY GAS HLDGS LLC FORMERL 2.5% DUE 11-15-2024</p> <p>DR AUTO FIXED 1.39% DUE 03-15-2029</p> <p>DRIVEN BRANDS FDG 3.786% DUE 07-20-2050</p> <p>ECOPETROL S A 4.625% 11-02-2031</p>	<p>57,408</p> <p>73,713</p> <p>66,594</p> <p>44,339</p> <p>46,207</p> <p>15,584</p> <p>14,758</p> <p>24,784</p> <p>30,254</p> <p>115,000</p> <p>26,393</p> <p>275,694</p> <p>54,983</p> <p>99,997</p> <p>24,738</p> <p>112,563</p> <p>250,000</p> <p>239,383</p> <p>470,000</p> <p>154,765</p> <p>28,150</p> <p>160,256</p> <p>324,405</p> <p>19,973</p> <p>180,500</p> <p>65,000</p> <p>130,000</p> <p>204,146</p> <p>150,000</p> <p>59,795</p> <p>231,250</p> <p>379,000</p> <p>291,656</p> <p>106,493</p> <p>665,245</p> <p>558,321</p> <p>44,971</p> <p>9,403</p> <p>81,686</p> <p>65,000</p>	<p>24,846</p> <p>68,661</p> <p>60,402</p> <p>41,795</p> <p>44,289</p> <p>12,908</p> <p>14,279</p> <p>23,191</p> <p>26,076</p> <p>109,905</p> <p>23,535</p> <p>196,589</p> <p>53,159</p> <p>77,029</p> <p>18,770</p> <p>92,255</p> <p>228,001</p> <p>194,065</p> <p>455,612</p> <p>141,494</p> <p>24,082</p> <p>132,026</p> <p>305,343</p> <p>19,228</p> <p>54,192</p> <p>17,982</p> <p>17,558</p> <p>147,126</p> <p>120,869</p> <p>49,845</p> <p>255,651</p> <p>415,920</p> <p>190,334</p> <p>73,370</p> <p>621,690</p> <p>394,695</p> <p>42,887</p> <p>9,216</p> <p>67,041</p> <p>49,669</p>

TRI-STATE PENSION FUND
SCHEDULE OF ASSETS (HELD AT END OF YEAR)
Year Ended December 31, 2022

(a)	(b) IDENTITY OF ISSUE BORROWER, LESSOR, OR SIMILAR PARTY	(c) DESCRIPTION OF INVESTMENT INCLUDING MATURITY DATE, RATE OF INTEREST, COLLATERAL PAR OR MATURITY VALUE	(d) COST	(e) CURRENT VALUE
CORPORATE AND FOREIGN BONDS (CONTINUED)				
		EMBRAER NETH FIN B 5.05% DUE 06-15-2025	83,072	87,346
		ENCANA CORP 6.5% DUE 02-01-2038	12,388	9,957
		ENCANA CORP 6.5% DUE 08-15-2034	179,314	141,442
		ENCANA CORP 6.625% DUE 08-15-2037	50,406	40,386
		ENCOMPASS HEALTH CORP 4.75% DUE 02-01-2030	22,375	21,954
		ENERGEAN ISRAEL FI 5.375% SNR 30/03/28 USD1000	60,368	54,000
		ENERGEAN ISRAEL FI 5.875% BDS 30/03/31 USD1	74,178	65,766
		ENERGY TRANSFER 2.9% DUE 05-15-2025	20,921	18,861
		ENLINK MIDSTREAM 5.45% DUE 06-01-2047	79,985	84,131
		EPR PROPERTIES 3.6 DUE 11-15-2031	39,670	29,074
		EQT CORP 3.9% DUE 10-01-2027	110,899	106,195
		EQT CORP 6.125% 02-01-2025 REG	19,999	20,047
		EQT CORPORATION 5.0% DUE 01-15-2029 BEO	38,119	32,962
		EQT CORPORATION 5.678% DUE 10-01-2025 BEO	35,000	34,854
		EQT CORPORATION 5.7% DUE 04-01-2028 BEO	24,907	24,864
		EQT MIDSTREAM PARTNERS L P 5.5% 07-15-2028	108,992	98,357
		EUROPEAN INVT BK GLOBAL NT .25% DUE 9-15-2023	600,318	581,538
		EVERI HLDGS INC 5% DUE 07-15-2029	15,000	12,885
		EXETER AUTOMOBILE 5.98% DUE 12-15-2028	14,996	14,380
		EXETER AUTOMOBILE RECBLER TR 2015-3 4.56% 07-17-2028	39,136	37,516
		EXPEDIA GROUP INC 3.25% DUE 02-15-2030	356,461	340,168
		EXPEDIA GROUP INC SR NT2.95% 03-15-2031	90,181	76,697
		EXXON MOBIL CORP 2.992% DUE 03-19-2025	26,326	24,105
		FID NATL 5.1% DUE 07-15-2032	44,972	43,523
		FID NATL FINL INC 4.5% DUE 08-15-2028	297,756	285,041
		FIFTH THIRD BANCORP 3.65% DUE 01-25-2024	37,726	34,467
		FORD MTR CO DEL 3.25% 02-12-2032	20,000	15,001
		FREEMPORT-MCMORAN 5% DUE 09-01-2027	9,325	9,782
		FREEMPORT-MCMORAN FIXED 4.125% DUE 03-01-2028	56,184	60,065
		FREEMPORT-MCMORAN FIXED 4.375% DUE 08-01-2028	45,000	42,002
		FREEMPORT-MCMORAN FIXED 4.625% DUE 08-01-2030	20,000	18,633
		FREEMPORT-MCMORAN INC 4.25% DUE 03-01-2030	47,500	49,914
		FS KKR CAP CORP 3.4% 01-15-2026	89,387	79,899
		FS KKR CAP CORP SR NT 3.125% 10-12-2028	119,618	96,923
		GARTNER INC 3.75% DUE 10-01-2030	90,000	77,574
		GEN MTRS FINL CO 5.75% DUE 12-31-2049	5,288	4,209
		GENERAL MTRS CO 5.4% DUE 04-01-2048	123,883	90,183
		GENERAL MTRS CO 5.95% DUE 04-01-2049	209,944	153,417
		GENERAL MTRS FINL CO INC 3.8% 04-07-2025	9,998	9,660
		GENERAL MTRS FINL CO INC 5.7% 12-31-2049	11,313	8,464

TRI-STATE PENSION FUND
SCHEDULE OF ASSETS (HELD AT END OF YEAR)
Year Ended December 31, 2022

(a) IDENTITY OF ISSUE BORROWER, LESSOR, OR SIMILAR PARTY	(b)	(c) DESCRIPTION OF INVESTMENT INCLUDING MATURITY DATE, RATE OF INTEREST, COLLATERAL PAR OR MATURITY VALUE	(d) COST	(e) CURRENT VALUE
CORPORATE AND FOREIGN BONDS (CONTINUED)				
		GLENCORE FDG LLC 3.875% DUE 10-27-2027	148,724	140,016
		GLENCORE FDG LLC 4% DUE 03-27-2027	46,494	47,255
		GLOBAL PAYMENTS INC 5.4% DUE 08-15-2032 BEO	78,748	76,475
		GLOBAL PMTS INC 2.9% 11-15-2031	15,291	15,849
		GLOBAL PMTS INC 5.3% DUE 08-15-2029	34,982	33,882
		GLP CAPITAL LP/FIN II 3.25% 01-15-2032	54,657	43,966
		GLS AUTO 1.68% DUE 01-15-2027	23,869	23,611
		GLS AUTO RECEIVABLES ISSUER TR AUTO RECEIVABLES BKD NT CL 6.15% 04-17-2028	20,106	19,189
		GM FINANCIAL SECURITIZED TERM SER 21-2 CL A3 .51% 04-16-2026	253,994	244,072
		GOLDMAN SACHS GROUP INC 4.482% DUE 08-23-2028	576,158	557,683
		GRAY OAK PIPELN 3.45% DUE 10-15-2027	19,999	17,716
		GUARDANT HEALTH INC SR NT CONV 0.0% DUE 11-15-2027 RE	55,000	34,205
		HCA INC 4.125% 06-15-2029	337,512	292,857
		HERCULES CAP INC SR NT 3.375% 01-20-2027	213,456	184,579
		HERCULES INC 6.5% DUE 06-30-2029	236,500	258,775
		HERTZ VEH FING III LLC 2021-1 RENT CAR AST BKD NT 2.05% 12-26-2025	50,198	45,057
		HESS CORP 4.3% DUE 04-01-2027	119,051	124,347
		HESS MIDSTREAM OPERATIONS LP SR NT 144A 4.25% 02-15-2030	35,000	29,923
		HOME PARTNERS AMER 2.852% DUE 12-17-2026	121,527	99,301
		HOME PARTNERS AMER 2.952% DUE 12-17-2026	97,222	79,425
		HUMANA INC 1.35% 02-03-2027	29,972	25,959
		HYATT HOTELS CORP 5.375% DUE 04-23-2025	25,000	24,825
		ICAHN ENTERPRISES FIXED 4.75% 09-15-2024	175,855	177,340
		ICAHN ENTERPRISES L P 6.25% DUE 05-15-2026 BEO	69,169	67,263
		ICAHN ENTERPRISES LP/CORP 5.25% DUE 05-15-2027	91,738	91,560
		IHEARTCOMMUNICATIONS INC 6.375% 05-01-2026	111,300	110,400
		IHEARTCOMMUNICATIONS INC 8.375% 05-01-2027	64,469	59,509
		IHS HOLDING LTD 29/11/2026 5.625% 11-29-2026	200,000	165,100
		IONIS PHARMACEUTICALS INC CONV 0% 04-01-2026	70,000	64,619
		IPALCO ENTERPRISES INC 4.25% DUE 05-01-2030	49,955	44,542
		JETBLUE AIRWAYS CORPORATION 4.0% 11-15-2032	186,862	166,458
		JETBLUE AWYS CORP SR NT CONV .5% 04-01-2026	50,000	36,454
		JPMBB COML MTG 4.7124 DUE 08-15-2046	192,700	192,333
		JPMBB COML MTG FLTGT RT 4.18381% DUE 05-15-2048	60,011	53,009
		JPMBB COML MTG SECS COML MTG TR 2015-C28 CL C VAR RT DUE 10-15-2048 REG	49,094	43,417
		JPMBB COML MTG SECS TR 2015-C28 CL B FLTGT RT DUE 10-15-2048 REG	20,139	18,339
		JPMDB COML MTG 3.4836% DUE 06-15-2049	47,484	45,559
		JPMORGAN CHASE & CO 3.875 09-10-2024	38,388	34,274
		KEYBANK NATL ASSN CLEVELAND OHIO GLOBAL 4.15% 08-08-2025	60,171	58,701
		LAMAR MEDIA CORP 3.75% 02-15-2028	79,325	80,560

TRI-STATE PENSION FUND
SCHEDULE OF ASSETS (HELD AT END OF YEAR)
Year Ended December 31, 2022

(a)	(b) IDENTITY OF ISSUE BORROWER, LESSOR, OR SIMILAR PARTY	(c) DESCRIPTION OF INVESTMENT INCLUDING MATURITY DATE, RATE OF INTEREST, COLLATERAL PAR OR MATURITY VALUE	(d) COST	(e) CURRENT VALUE
CORPORATE AND FOREIGN BONDS (CONTINUED)				
		LAMAR MEDIA CORP 4.0% 02-15-2030	80,100	78,660
		LANTHEUS HOLDINGS INC 2.625% DUE 12-15-2027 BEO	65,000	65,449
		LEVIATHAN BOND LTD 6.5% SNR SEC 30/06/2027 USD	95,000	92,483
		LITHIA MTRS INC SR NT 144A 3.875% 06-01-2029	55,000	45,216
		LIVONGO HEALTH INC SR NT CONV .875% DUE 06-01-2025 REG	177,839	109,225
		MARRIOTT INTERNATIONAL 2.85% DUE 04-15-2031 BEO	59,883	48,569
		MARRIOTT INTERNATIONAL INC 5.0% 10-15-2027	14,869	14,824
		MARRIOTT INTL INC NEW 4.625% DUE 06-15-2030	79,503	74,859
		MARVELL TECHNOLOGY INC 2.95% 04-15-2031	79,849	64,538
		MICRON TECH INC 4.663% DUE 02-15-2030	486,684	409,184
		MICRON TECHNOLOGY INC 5.327% 02-06-2029	55,354	48,106
		MIZUHO FINL GROUP FIXED 2.226% DUE 05-25-2026	55,000	50,555
		MOLINA HEALTHCARE INC SR NT 144A 3.875% 05-15-2032	68,450	58,131
		MORGAN STANLEY 3.62% 04-17-2025	80,000	78,091
		MORGAN STANLEY BK AMER MERRILL COML MTG PASSTHRU CTF CL 3.527% 11-15-2049	23,496	22,429
		MORGAN STANLEY BK FLTGT RT 4.75621% DUE 10-15-2046	18,250	18,955
		MPLX LP 4.25% DUE 12-01-2027 BEO	79,778	75,716
		NATWEST GROUP PLC FXD/FLTGT SRNT 4.269% 03-22-2025	16,500	14,673
		NAVIENT CORP 5% DUE 03-15-2027	128,860	131,312
		NAVIENT CORP 5.875% DUE 10-25-2024	4,288	4,838
		NAVIENT CORP 6.75% 06-15-2026	8,700	9,520
		NCL CORP LTD 5.875% DUE 03-15-2026	95,000	74,817
		NCL CORP LTD GTD SR NT EXCHANGEABLE 1.125% 02-15-2027	156,487	108,608
		NCL CORP LTD SR SECND NT 144A 5.875% DUE 02-15-2027	70,000	60,641
		NCMF TR 2022-MFP FLTGT RT 8.16861% DUE 03-15-2039	34,973	33,509
		NETFLIX INC 5.875% DUE 11-15-2028	94,556	91,218
		NETFLIX INC FIXED 4.875% DUE 04-15-2028	56,425	48,279
		NETFLIX INC FIXED 6.37% 05-15-2029	70,906	61,757
		NETFLIX INC MTN 3.625% 15/05/2027	99,850	102,936
		NEXTERA ENERGY CAPITAL HOLDINGS IN 4.45% 06-20-2025	24,798	24,702
		NOKIA CORP FIXED 4.375% DUE 06-12-2027	59,755	56,684
		NRG ENERGY INC 4.45% DUE 06-15-2029	129,199	106,235
		NUTANIX INC SR NT CONV .25% 10-01-2027	70,676	62,738
		NXP B V/NXP FDG LLC/NXP USA INC 4.4% DUE 06-01-2027	19,969	19,179
		OAKTREE SPECIALTY LENDING CORP 2.7% DUE 01-15-2027 BEO	89,748	76,526
		OAKTREE SPECIALTY LENDING CORP 3.5% 02-25-2025	57,800	52,208
		OCCIDENTAL PETE CORP SR NT 5.55% 03-15-2026	91,068	89,663
		ONEMAIN FIN CORP 4% DUE 09-15-2030	120,275	93,267
		ONEMAIN FIN CORP SR NT 3.5% 01-15-2027	23,094	20,699
		ORACLE CORP 1.65% 03-25-2026	34,983	31,401

TRI-STATE PENSION FUND
SCHEDULE OF ASSETS (HELD AT END OF YEAR)
Year Ended December 31, 2022

(a) IDENTITY OF ISSUE BORROWER, LESSOR, OR SIMILAR PARTY	(b) DESCRIPTION OF INVESTMENT INCLUDING MATURITY DATE, RATE OF INTEREST, COLLATERAL PAR OR MATURITY VALUE	(c) CURRENT VALUE	(d) COST	(e) CURRENT VALUE
CORPORATE AND FOREIGN BONDS (CONTINUED)	ORACLE CORP 3.95% DUE 03-25-2051	129,056	182,463	
	ORACLE CORP 6.15% DUE 11-09-2029	72,827	69,934	
	OWL ROCK CAP CORP 2.875% 06-11-2028	98,109	123,755	
	OWL ROCK CAP CORP 3.4% DUE 07-15-2026	8,744	10,413	
	OWL ROCK CAP CORP 3.75% DUE 07-22-2025	50,856	53,200	
	OWL ROCK CAP CORP NT 2.625% 01-15-2027	102,401	123,116	
	OWL ROCK TECHNOLOGY FIN CORP NT 2.5% 01-15-2027	138,773	168,307	
	PACIFIC GAS & ELEC CO 3.25% DUE 06-01-2031 REG	57,097	69,852	
	PACIFIC GAS & ELEC CO 5.45% DUE 06-15-2027/06-08-2022	19,751	19,965	
	PACIFIC GAS & ELECTRIC 4.3% 03-15-2045	49,929	68,462	
	PALISADES CTR TR 2.71298% DUE 04-13-2033	9,825	14,093	
	PANCANADIAN PETE 7.2% DUE 11-01-2031	5,264	6,438	
	PEMEX PROJ FDG MASTER TR GTD BD 6.625% DUE 06-15-2035	79,849	71,056	
	PETROLEOS 5.95% DUE 01-28-2031	124,867	106,133	
	PILGRIMS PRIDE CORP NEW SUSTAINABILITY LKD SR NT 4.25% 04-15-2030	25,517	25,050	
	PLAINS ALL AMERN PIPELINE L P/PAA FIN 3.8% DUE 09-15-2030	34,860	39,899	
	PRESTIGE AUTO RECEIVABLES TR 2022-1 NT CL D 144A 8.08% 08-15-2028	44,866	44,670	
	PRPM 2021-3 LLC 1.867% 04-25-2026	74,734	83,717	
	PRPM 2021-8 LLC ASSET BACKED NT CL A-1 144A 1.743% 09-25-2026	63,350	70,637	
	PRPM 2021-9 LLC ASSET BACKED NT CL A-1 144A 2.363% 10-25-2026	70,232	77,929	
	PVPTL NGPL PIPECO LLC 4.875% DUE 08-15-2027 BEO	123,654	130,000	
	PVTPL 1011778 B C NEW RED FIN 144A 4.375% 01-15-2028	49,247	50,938	
	PVTPL 1011778 B C UNLIMITED LIABILITY CO 3.875% DUE 01-15-2028	26,836	28,575	
	PVTPL 1011778 B C UNLIMITED LIABILITY CO NEW 4% DUE 10-15-2030	28,321	35,000	
	PVTPL 1011778 B C UNLIMITED LIABILITY CO NEW 5.75% DUE 04-15-2025	69,454	70,000	
	PVTPL AES CORP SR SEC'D 1ST LIEN NT 144A 3.95% DUE 07-15-2030/05-27-2020	44,100	49,799	
	PVTPL AIRCASTLE LIMITED 5.25% DUE 12-31-2049 BEO	38,500	50,000	
	PVTPL AKER BP ASA 4.0% DUE 01-15-2031	264,097	296,825	
	PVTPL AMERICAN CR ACCEP RECEIVABLES TR SER 20-1 CL E 3.32% DUE 03-13-2026	24,451	25,911	
	PVTPL ANGLO AMERN CAP PLC SR NT 144A 4.5% DUE 03-15-2028	516,322	542,526	
	PVTPL ATHENE GLOBAL FDG 1.716% 01-07-2025	50,777	55,000	
	PVTPL ATHENE GLOBAL FDG MEDIUM TERM SR SEC'D NT 1.608% DUE 06-29-2026 BEO	125,220	145,000	
	PVTPL BANCO SANTANDER MEX S A INSTITUCION D SR NT 144A 5.375% 04-17-2025	148,425	150,000	
	PVTPL BAUSCH HEALTH COS INC 7.0% 01-15-2028	7,250	13,481	
	PVTPL BAUSCH HEALTH COS INC SR NT 5.0% DUE 01-30-2028 BEO	69,599	128,617	
	PVTPL BAUSCH HELATH COS INC 4.875% DUE 06-01-2028	146,290	167,888	
	PVTPL BRITISH AWAYS PASS THRU CTF'S 3.35% 12-15-2030 BEO	62,900	72,771	
	PVTPL BROADCOM INC 3.137% DUE 11-15-2035	44,319	41,745	
	PVTPL BROADCOM INC AVGO 3.187 11/15/36 3.187% DUE 11-15-2036/09-30-2021 BEO	2,882	4,043	
	PVTPL BROADCOM INC NT 4.926% 05-15-2037	39,363	51,402	

TRI-STATE PENSION FUND
SCHEDULE OF ASSETS (HELD AT END OF YEAR)
Year Ended December 31, 2022

(a) IDENTITY OF ISSUE BORROWER, LESSOR, OR SIMILAR PARTY	(b) DESCRIPTION OF INVESTMENT INCLUDING MATURITY DATE, RATE OF INTEREST, COLLATERAL PAR OR MATURITY VALUE	(c) COST	(d) CURRENT VALUE
CORPORATE AND FOREIGN BONDS (CONTINUED)	PVTPL CARNIVAL CORP GTD SR NT 6.0% 05-01-2029	95,000	63,306
	PVTPL CARNIVAL CORP GTD SR SECNT 144A 5.75% DUE 03-01-2027/02-16-2021 BEO	114,964	82,115
	PVTPL CATALANT PHARMA SOLUTIONS INC 3.125% DUE 02-15-2029 BEO	45,000	35,830
	PVTPL CCO HLDGS LLC/CAP CORP 4.75% DUE 02-01-2032 BEO	90,000	72,963
	PVTPL CCO HLDGS LLC/CCO HLDGS CAP CORP 4.25% DUE 02-01-2031 BEO	399,000	316,835
	PVTPL CCO HLDGS LLC/CCO HLDGS CAP CORP 4.5% DUE 08-15-2030	184,588	165,231
	PVTPL CCO HLDGS LLC/CCO HLDGS CAP CORP 5.375% 06-01-2029	17,900	18,011
	PVTPL CCO HLDGS LLC/CCO HLDGS CAP CORP BND 5.5% DUE 05-01-2026	33,330	31,941
	PVTPL CEMEX S A B DE C V 5.2% DUE 09-17-2030 BEO	230,000	213,871
	PVTPL CEMEX SAB DE CV 3.875% DUE 07/11/2031 BEO	356,108	343,238
	PVTPL CF HIPPOLYTA ISSUER LLC SER 2020-1CL B 2.28% 07-15-2060	73,139	63,467
	PVTPL CHARLES RIVER LABORATORII 4.0% DUE 03-15-2031	30,000	25,950
	PVTPL CHARLES RIVER LABORATORII 3.75% DUE 03-15-2029 BEO	25,000	22,110
	PVTPL CMO CN AVE SECS TR 2020-R01 NT CL 1M-2 144A VAR RT DUE 01-25-2040	17,466	24,506
	PVTPL CMO FREMF 2016-K57 MTG TR CL C 144A VAR RT DUE 08-25-2049	16,233	13,734
	PVTPL CMO FREMF 2016-K58 MTG TR VAR RT DUE 09-25-2049 BEO	123,173	109,063
	PVTPL CMO FREMF 2017-K728 MTG TR 144A CLV VAR RT DUE 11-25-2050 BEO	103,703	96,227
	PVTPL CMO GS MTG SECS CORP TR 2013-PEMB COML MTG... 144A VAR RT 03-05-2033	97,781	86,551
	PVTPL CMO LEGACY MTG ASSET TR SER-19-GS7 CL A1 VAR 06-25-2059 BEO	68,574	69,431
	PVTPL CMO PRESTON RIDGE PARTNERS MORTGAGE TR SER 21-5 CL A1 STEP 06-25-2024	102,545	92,974
	PVTPL CMO SHOPS AT CRYSTALS TR SER 2016-CSTL CL C 144A VAR 07-05-2036	39,781	32,838
	PVTPL CMO UBS-BARCLAYS COML MTG TR 2012-C2 CTF CL D FLT 05-10-2063	125,048	6,000
	PVTPL CMO VCAT ASSET SECURITIZATION LLC SER 21-NPL6 CL A2 STEP VAR RT 09-25-2051	115,000	89,285
	PVTPL CMO VCAT ASSET SECURITIZATION LLC SER 21-NPL5 CL A2 STEP UP RT 09-25-2051	100,000	79,247
	PVTPL CMO WFRBS COML MTG TR SER 2014-LC14 CL D FLTG FT 03-15-2047	37,730	36,785
	PVTPL COMMScope INC SR NT 4.75% 09-01-2029	80,000	64,496
	PVTPL COMMScope TECHNOLOGIES LLC 144A BND 5.0% DUE 03-15-2027	94,006	67,920
	PVTPL CONTINENTAL RES INC 5.75% DUE 01-15-2031/11-25-2020	489,570	428,341
	PVTPL CONTINENTAL RESOURCES INC 2.875% DUE 04-01-2032 BEO	200,178	174,192
	PVTPL CREDIT AGRICOLE S A TIER 2 4.0% DUE 01-10-2033	288,205	253,094
	PVTPL CSC HLDGS LLC 4.625% 12-01-2030	723,250	442,044
	PVTPL CT TR GTD SR NT 5.125% 02-03-2032	200,000	175,618
	PVTPL CVS LEASE BACKED PASS THRU SER 2014 CTF 4.163 08-11-2036	155,753	135,292
	PVTPL DARLING INGREDIENTS INC 6% 06-15-2030	10,000	9,775
	PVTPL DB MASTER FIN LLC 2017-1 SR SECNT CL A-2-II 4.03 DUE 11-20-2047	66,675	60,572
	PVTPL DB MASTER FIN LLC 21-1A CL A2II 2.493% DUE 11-20-2051 BEO	103,950	85,385
	PVTPL DIRECTV HOLDINGS/FING 5.87% DUE 08-15-2027 BEO	50,000	44,733
	PVTPL DISH DBS CORP SR SECNT 5.25% 12-01-2026	320,000	269,547
	PVTPL DOMINOS PIZZA MASTER ISSUER LLC DOMINOS 2019-1 SR SECNT CL A-2 144A	156,417	130,134
	PVTPL DOMINOS PIZZA MASTER ISSUER LLC SER 21-1A CL A2I 2.662% 4-25-2051	187,150	155,550

TRI-STATE PENSION FUND
SCHEDULE OF ASSETS (HELD AT END OF YEAR)
Year Ended December 31, 2022

(a) IDENTITY OF ISSUE BORROWER, LESSOR, OR SIMILAR PARTY	(c) DESCRIPTION OF INVESTMENT INCLUDING MATURITY DATE, RATE OF INTEREST, COLLATERAL PAR OR MATURITY VALUE	(d) COST	(e) CURRENT VALUE
CORPORATE AND FOREIGN BONDS (CONTINUED)	<p>PVTPL INTEGRIS ESCROW CORP SR SEC2 NT 144A 4.75% DUE 04-15-2029/04-14-2022</p> <p>PVTPL EQT CORP SR NT 3.125% 05-15-2026</p> <p>PVTPL EQT CORP SR NT 3.625% 05-15-2031</p> <p>PVTPL FINANCE AMER STRUCTURED SECS TR JP2 SER CL A2 144A 2.0% 04-25-2051</p> <p>PVTPL FIRST QUANTUM MINERALS LTD 6.875% 03-01-2026</p> <p>PVTPL FIRST QUANTUM MINERALS LTD SR NT 6.875% 10-15-2027</p> <p>PVTPL FMG RESOURCES AUG 2006 4.375% DUE 04-01-2031</p> <p>PVTPL FREMF SER 2018-K732 CL C VAR 05-25-2025</p> <p>PVTPL GARTNER IN 3.625% DUE 06-15-2029 BEO</p> <p>PVTPL GLOBAL ATLANTIC FIN CO GTD SR NT 144A 4.4% DUE 10-15-2029/10-07-2019 BEO</p> <p>PVTPL GO DADDY OPER CO LLC/GD FIN CO INC3.5% DUE 03-01-2029</p> <p>PVTPL HESS MIDSTREAM OPERATIONS LP 5.625% DUE 02-15-2026</p> <p>PVTPL HILTON DOMESTIC OPER CO INC 3.625% DUE 02-15-2032/02-02-2021 BEO</p> <p>PVTPL HILTON DOMESTIC OPER CO INC 3.75% DUE 05-01-2029/12-01-2020 BEO</p> <p>PVTPL HILTON DOMESTIC OPER CO INC 4.0% DUE 05-01-2031 BEO</p> <p>PVTPL HILTON GRAND VACATIONS BORROWER ESC 4.875% 07-01-2031</p> <p>PVTPL HILTON GRAND VACATIONS BORROWER ESCROW L SR NT 5.0% 06-01-2029</p> <p>PVTPL HOLOGIC INC 3.25% DUE 02-15-2029/09-28-2020 BEO</p> <p>PVTPL HTA GROUP LTD 7.0% 12-18-2025</p> <p>PVTPL IHEARTCOMMUNICATIONS INC 4.75% DUE 01-15-2028/11-22-2019 BEO</p> <p>PVTPL IHEARTCOMMUNICATIONS INC SR SEC2 NT 5.25% 08-15-2027</p> <p>PVTPL IRON MTN INC NEW 5.0% DUE 07-15-2028</p> <p>PVTPL IRON MTN INC NEW 5.25% DUE 07-15-2030</p> <p>PVTPL JBS USA LUX S.A/JBS USA FOOD CO/JBS 3% DUE 02-02-2029 BEO</p> <p>PVTPL JBS USA LUX S.A/JBS USA FOOD COMPAN 3.75% DUE 12-01-2031 BEO</p> <p>PVTPL KESTREL AIRCRAFT FDG LTD NT SER 2018 A 4.25 12-15-2038</p> <p>PVTPL LAMB WESTON HLDGS INC SR NT 144A 4.875% DUE 05-15-2028 BEO</p> <p>PVTPL LEVEL 3 FING INC 4.625% DUE 09-15-2027/09-25-2019 BEO</p> <p>PVTPL LEVIATHAN BOND LTD 6.125% DUE 06-30-2025 BEO</p> <p>PVTPL LITHIA MTRS INC 4.375% DUE 01-15-2031</p> <p>PVTPL MAGALLANES INC 4.054% 03-15-2029 BEO</p> <p>PVTPL MAGALLANES INC 4.279% 03-15-2032 BEO</p> <p>PVTPL MARB BONDCO PLC 3.95% 01-29-2031</p> <p>PVTPL MARRIOTT OWNERSHIP RESORTS INC 4.5% DUE 06-15-2029</p> <p>PVTPL MILEAGE PLUS HLDGS LLC/MILEAGE PLUS IN 6.5% DUE 06-20-2027</p> <p>PVTPL MSCI INC 3.25% DUE 08-15-2033 BEO</p> <p>PVTPL NATIONSTAR MTG HLDGS INC 5.75 11-15-2031</p> <p>PVTPL NCL FIN LTD NCL FINANCE 6.125% DUE 03-15-2028 BEO</p> <p>PVTPL NETFLIX INC 4.875% DUE 06-15-2030/10-25-2019 BEO</p> <p>PVTPL NETFLIX INC FIXED 5.375% 11-15-2029 BEO</p>	<p>189,094</p> <p>24,167</p> <p>108,076</p> <p>43,911</p> <p>372,250</p> <p>216,500</p> <p>135,000</p> <p>16,892</p> <p>8,650</p> <p>110,260</p> <p>150,000</p> <p>44,538</p> <p>30,000</p> <p>53,950</p> <p>135,000</p> <p>25,000</p> <p>75,000</p> <p>220,000</p> <p>223,738</p> <p>81,695</p> <p>210,394</p> <p>100,000</p> <p>100,000</p> <p>54,101</p> <p>65,131</p> <p>191,701</p> <p>50,000</p> <p>26,900</p> <p>65,000</p> <p>30,000</p> <p>45,000</p> <p>153,857</p> <p>394,500</p> <p>60,000</p> <p>48,944</p> <p>70,000</p> <p>105,000</p> <p>35,000</p> <p>322,769</p> <p>26,988</p>	<p>173,268</p> <p>22,974</p> <p>89,146</p> <p>40,850</p> <p>378,809</p> <p>187,645</p> <p>112,277</p> <p>15,133</p> <p>8,787</p> <p>92,316</p> <p>125,579</p> <p>43,834</p> <p>24,024</p> <p>56,225</p> <p>112,945</p> <p>20,404</p> <p>64,500</p> <p>188,913</p> <p>207,000</p> <p>65,147</p> <p>186,358</p> <p>89,818</p> <p>86,900</p> <p>45,488</p> <p>53,133</p> <p>155,848</p> <p>47,375</p> <p>24,975</p> <p>63,741</p> <p>24,408</p> <p>39,005</p> <p>144,352</p> <p>308,800</p> <p>49,778</p> <p>49,216</p> <p>54,058</p> <p>81,638</p> <p>25,838</p> <p>289,106</p> <p>24,250</p>

TRI-STATE PENSION FUND
SCHEDULE OF ASSETS (HELD AT END OF YEAR)
Year Ended December 31, 2022

(a)	(b) IDENTITY OF ISSUE BORROWER, LESSOR, OR SIMILAR PARTY	(c) DESCRIPTION OF INVESTMENT INCLUDING MATURITY DATE, RATE OF INTEREST, COLLATERAL PAR OR MATURITY VALUE	(d) COST	(e) CURRENT VALUE
CORPORATE AND FOREIGN BONDS (CONTINUED)				
		PVTPL NOVELIS CORP 4.75% DUE 01-30-2030 BEO	40,619	35,463
		PVTPL ONEMAIN FINL ISSUANCE TR 2020-1 4.83% 05-14-2032 BEO	109,986	109,254
		PVTPL OPEN TEXT CORP 3.875% DUE 02-15-2028 BEO	32,225	30,035
		PVTPL OPEN TEXT CORP 6.9% DUE 12-01-2027/12-0102022 BEO	45,000	45,000
		PVTPL OPEN TEXT HLDGS INC 4.125% DUE 02-15-2030	26,700	24,140
		PVTPL PELOTON INTERACTIVE INC SR NT CONV 144A 0% DUE 02-15-2026	14,551	10,632
		PVTPL PENN NATL GAMING INC SR NT CONV 2.75% DUE 05-15-2026	91,398	44,220
		PVTPL PILGRIMS PRIDE CORP NEW 3.5% 03-01-2032	54,049	43,038
		PVTPL PILGRIMS PRIDE CORP NEW SR NT 5.875% 09-30-2027	125,000	121,247
		PVTPL PLANET FITNESS MASTER ISSUER L 2019-1 SR SECD NT CL A-2 3.858	72,750	59,724
		PVTPL POST HLDGS INC 4.5% DUE 09-15-2031 BEO	69,663	58,846
		PVTPL POST HLDGS INC SR 5.75% DUE 03-01-2027	74,195	68,663
		PVTPL QORVO INC 3.375% DUE 04-01-2031 BEO	95,000	76,327
		PVTPL QUICKEN LNS LLC/QUICKEN LNS CO-ISSUER IN 3.625% 03-01-2029	8,425	7,924
		PVTPL ROCKET MTG LLC/QUICKEN LNS CO-ISSUER INC 2.875% 10-15-2026	347,688	310,061
		PVTPL ROCKET MTG LLC/ROCKET MTG 4.0% 10-15-2033	103,707	78,420
		PVTPL ROYAL CARIBBEAN CRUISES LTD 5.5% DUE 04-01-2028 BEO	175,000	139,658
		PVTPL SCIENTIFIC GAMES INTL INC 7.25% DUE 11-15-2029	10,975	9,600
		PVTPL SEAGATE HDD CAYMAN 144A 9.625% DUE 12-01-2032/11-30-2022	7,963	8,391
		PVTPL SIRIUS INTL GROUP LTD SR NT 144A 4.6% DUE 11-01-2026/11-01-2016	137,853	124,591
		PVTPL SIRUS XM HOLDINGS INC 5.0% DUE 08-01-2027	84,950	83,201
		PVTPL SIRUS XM RADIO INC 5.5% DUE 07-01-2029	8,975	9,128
		PVTPL S-JETS 2017-1 LTD NT CL B 5.68% DUE 08-15-2042	205,223	125,705
		PVTPL S-JETS LTD SER 2007-1 CL A BND 3.97% 08-15-2042	150,748	116,612
		PVTPL SMITHFIELD FOODS INC 3.0% DUE 10-15-2030 BEO	24,710	19,049
		PVTPL SOCIETE GENERALE 5 DUE 01-22-2024	381,508	380,887
		PVTPL SS&C TECHNOLOGIES INC 144A 5.5% 03-28-2019	32,638	32,849
		PVTPL STANDARD CHARTERED PLC 3.265% DUE 02-18-2036/11-18-2030	200,000	148,376
		PVTPL STANDARD CHARTERED PLC 4.644% 04-01-2031	200,000	180,292
		PVTPL STANDARD CHARTERED PLC SUB NT 5.2% DUE 01-26-2024	210,476	197,979
		PVTPL TARGA RES PARTNERS LP 4.875% 08-30-2021	13,727	13,463
		PVTPL TENET HEALTHCARE CORP 4.625% DUE 06-15-2028 BEO	20,000	17,895
		PVTPL TENET HEALTHCARE CORP 4.875% 01-01-2026	32,462	33,229
		PVTPL TENET HEALTHCARE CORP 6.125% DUE 10-01-2028/09-16-2020	14,639	13,430
		PVTPL TENET HEALTHCARE CORP 6.25% 02-01-2027	26,745	28,647
		PVTPL THE BEAUTY HEALTH CO 1.25% 10-01-2026	11,472	11,340
		PVTPL TRINET GROUP INC 3.5% DUE 03-01-2029/02-26-2021 BEO	135,000	110,997
		PVTPL UBER TECHNOLOGIES INC 8% DUE 11-01-2026 BEO	168,969	180,620
		PVTPL VICI PPTYS L PVICI NT CO INC 3.875% DUE 02-15-2029	170,000	149,692
		PVTPL VICI PPTYS L PVICI NT CO INC 4.625% 06-15-2025	43,800	43,144

TRI-STATE PENSION FUND
SCHEDULE OF ASSETS (HELD AT END OF YEAR)
Year Ended December 31, 2022

(a) IDENTITY OF ISSUE BORROWER, LESSOR, OR SIMILAR PARTY	(b) DESCRIPTION OF INVESTMENT INCLUDING MATURITY DATE, RATE OF INTEREST, COLLATERAL PAR OR MATURITY VALUE	(c) COST	(d) CURRENT VALUE
CORPORATE AND FOREIGN BONDS (CONTINUED)	<p>PVTPL VICI PPTYS/INT 4.25% DUE 12-01-2026 BEO</p> <p>PVTPL VICI PROPERTIES INC 4.5% 09-01-2026</p> <p>PVTPL VICI PROPERTIES INC 5.625% 05-01-2024</p> <p>PVTPL VISTRA OPERATIONS CO LLC 3.7% 01-30-2027</p> <p>PVTPL VOLCAN COMPANIA MINERA S A A 4.375% DUE 02-11-2026 BEO</p> <p>PVTPL WENDYS FDG LLC SER 21-1A CL A-2-I 144AA 2.37% 06-15-2051</p> <p>PVTPL WOLFSPED INC .25% DUE 02-15-2028 BEO</p> <p>PVTPL WOLFSPED INC 1.875% DUE 12-01-2029 BEO</p> <p>PVTPL WOLFSPED INC 1.875% DUE 12-01-2029 BEO</p> <p>PVTPL YPF SOCIEDAD ANONIMA 6.95% DUE 07-21-2027</p> <p>510 ASSET BACKED 2021-NPL1 TR ASSET 2.2395% DUE 06-25-2061</p> <p>QUEENS CTR MTG TR FLTG RT 3.4742% DUE 01-11-2037</p> <p>QUICKEN LNS 3.875% DUE 03-01-2031</p> <p>QUICKEN LNS LLC/QUICKEN LNS CO-ISSU 3.625% 03-01-2021</p> <p>RINGCENTRAL INC 0.0% DUE 03-15-2026 REG</p> <p>ROYAL CARIBBEAN CRUISES LTD SR NT 144A 4.25% 07-01-2026</p> <p>SANTANDER HLDGS USA INC 3.244% DUE 10-05-2026</p> <p>SANTANDER HLDGS USA INC 3.244% DUE 10-05-2026</p> <p>SBA COMMUNICATIONS 3.125% DUE 02-01-2029</p> <p>SCIENTIFIC GAMES 7% DUE 05-15-2028</p> <p>SEAGATE HDD CAYMAN 4.091% DUE 06-01-2029</p> <p>SHIMAO GROUP HLDGS SHIMAO 6 1/8 02/21/246. 125% 21/02/2024</p> <p>SKYWORKS SOLUTIONS INC 1.8% DUE 06-01-2026</p> <p>SNAP INC SR NT COV 0% 05-01-2027</p> <p>SOFTBANK GROUP 4.625% 06/07/2028</p> <p>SOUTHERN CALIF EDISON CO 1ST MTG BD SER 2022C 4.2% 06-01-2025</p> <p>SOUTHWEST AIRLS CO 1.25% DUE 05-01-2025</p> <p>SOUTHWESTERN ENERGY CO 4.75% 02-01-2032</p> <p>SPLUNK INC 1.125% DUE 06-15-2027 BEO</p> <p>SPOTIFY USA INC 0% CONV 03-15-2026</p> <p>SPRINGLEAF FIN 5.375% DUE 11-15-2029</p> <p>SPRINGLEAF FIN 6.875% DUE 03-15-2025</p> <p>SPRINGLEAF FIN 7.125% DUE 03-15-2026</p> <p>SPRINGLEAF FINANCE CORPORATION 6.625% 01-15-2028</p> <p>STEWART FIXED 3.6% DUE 11-15-2031</p> <p>SUNAC CHINA HLDGS 6.5% GTD SNR 26/01/2026</p> <p>SUNOCO LOGISTICS PARTNER 4.0% 10-01-2027</p> <p>SUZANO AUSTRIA GMBH 3.75% DUE 01-15-2031BEO</p> <p>SYNCHRONY FINL 4.875% 06-13-2025</p> <p>TAPESTRY INC FIXED 3.05% DUE 03-15-2032</p> <p>TARGA RES FIXED 5.2% DUE 07-01-2027</p>	<p>70,193</p> <p>52,244</p> <p>40,388</p> <p>74,450</p> <p>25,000</p> <p>78,800</p> <p>13,769</p> <p>28,407</p> <p>145,000</p> <p>105,878</p> <p>95,945</p> <p>468,869</p> <p>344,161</p> <p>53,021</p> <p>5,000</p> <p>21,263</p> <p>210,092</p> <p>239,306</p> <p>187,934</p> <p>8,750</p> <p>112,000</p> <p>19,990</p> <p>60,610</p> <p>197,200</p> <p>49,939</p> <p>354,158</p> <p>20,000</p> <p>162,785</p> <p>61,157</p> <p>8,702</p> <p>4,350</p> <p>50,525</p> <p>31,400</p> <p>164,891</p> <p>172,000</p> <p>164,575</p> <p>152,890</p> <p>29,989</p> <p>34,897</p> <p>5,035</p>	<p>69,849</p> <p>51,806</p> <p>39,710</p> <p>68,462</p> <p>21,561</p> <p>63,577</p> <p>12,968</p> <p>27,015</p> <p>102,721</p> <p>96,811</p> <p>84,681</p> <p>358,738</p> <p>273,390</p> <p>54,950</p> <p>4,042</p> <p>18,585</p> <p>204,438</p> <p>199,558</p> <p>166,934</p> <p>8,272</p> <p>36,778</p> <p>17,611</p> <p>59,373</p> <p>166,208</p> <p>49,109</p> <p>294,245</p> <p>17,092</p> <p>143,446</p> <p>60,375</p> <p>8,179</p> <p>4,803</p> <p>52,298</p> <p>32,229</p> <p>126,858</p> <p>40,528</p> <p>163,586</p> <p>121,702</p> <p>29,268</p> <p>27,325</p> <p>4,908</p>

TRI-STATE PENSION FUND
SCHEDULE OF ASSETS (HELD AT END OF YEAR)
Year Ended December 31, 2022

(a) IDENTITY OF ISSUE BORROWER, LESSOR, OR SIMILAR PARTY	(b) DESCRIPTION OF INVESTMENT INCLUDING MATURITY DATE, RATE OF INTEREST, COLLATERAL PAR OR MATURITY VALUE	(c) COST	(d) CURRENT VALUE
CORPORATE AND FOREIGN BONDS (CONTINUED)			
	TARGA RES PARTNERS LP/TARGA RES FIN 4.0% DUE 01-15-2032	50,000	41,993
	TARGA RES PARTNERS LP/TARGA RES FIN 5.5% SNRN NTS 03-01-2030	19,117	18,818
	TAUBMAN CTRS COML FLTGT RT 8.11261% DUE 05-15-2037	29,699	28,252
	TELADOC HEALTH INC 1.25% DUE 06-01-2027	498,005	341,847
	TENCENT HLDGS LTD 3.28% DUE 04-11-2024	54,995	53,679
	TEVA 3.15% DUE 10-01-2026	686,477	660,248
	TEVA 6.15% DUE 02-01-2036	148,750	123,069
	TEVA PHARMACEUTICAL INDST LTD 4.1% BDS 10-01-2046 USD2000	138,226	103,942
	TIME WARNER CABLE 4.5% DUE 09-15-2042	301,298	257,499
	TIME WARNER CABLE 5.5% DUE 09-01-2041	415,663	378,926
	T-MOBILE USA INC 2.4% 03-15-2029	14,990	12,669
	T-MOBILE USA INC 2.7% 03-15-2032	24,923	20,263
	T-MOBILE USA INC 3.375% DUE 04-15-2029 BEO	385,000	339,054
	T-MOBILE USA INC 3.5% DUE 04-15-2031	190,000	164,005
	T-MOBILE USA INC 3.875% 04-15-2030	486,462	445,023
	TOORAK MTG CORP 2.2395% DUE 06-25-2024	120,000	113,483
	TOPBUILD CORP SR NT 144A 4.125% 02-15-2032	60,000	48,757
	TORONTO-DOMINION BANK 15/09/2027 4.693% 09-15-2027	30,000	29,703
	TRAVEL + LEISURE CO SR SECND NT 144A 4.5% 12-01-2029	175,000	142,595
	TRICON RESDNTL 2.894% DUE 07-17-2038	99,999	83,471
	UBER TECHNOLOGIES 7.5% DUE 09-15-2027	74,563	74,977
	UBER TECHNOLOGIES INC SR NT 144A 4.5% 08-15-2029	925,000	805,911
	UBER TECHNOLOGIES INC SR NT CONV 0.0% DUE 12-15-2025 REG	180,582	155,817
	UNITY SOFTWARE INC CNV SNR 0.0% USD 11-15-2026	58,775	59,880
	US AWYS 2013-1 3.95 DUE 05-15-2027	164,217	149,258
	UTD AIRLS INC 3.7% DUE 09-01-2031	31,373	27,011
	VALERO ENERGY 4.5% DUE 03-15-2028	239,184	233,095
	VIRGIN MEDIA FIN 5% DUE 07-15-2030	200,000	160,236
	VMWARE INC FIXED 1% DUE 08-15-2024	69,966	65,163
	VMWARE INC FIXED 4.5% DUE 05-15-2025	44,977	44,161
	WELLS FARGO & CO VAR RT 3.908% DUE 04-25-2026	59,781	58,111
	WELLS FARGO & CO 2.164% 02-11-2026	10,000	9,319
	WELLS FARGO COML 3.401% DUE 03-15-2050	52,190	39,298
	WELLS FARGO COML MTG TR 2016-C36 MTG PASSTHRU CTF CL B 3.671% 11-15-2059	74,583	62,438
	WESTERN DIG CORP 4.75% DUE 02-15-2026	101,863	98,879
	WESTERN DIGITAL CORP 2.85% DUE 02-01-2029	63,092	58,025
	WESTERN MIDSTREAM OPER LP 4.05% DUE 02-01-2030/01-13-2020	39,156	30,276
	WESTLAKE 2.12% DUE 01-15-2027	50,164	45,290
	WESTN GAS PARTNERS 5.3% 03-01-2048	66,750	45,142
	WESTN GAS PARTNERS 5.45% DUE 04-01-2044	11,825	8,294

TRI-STATE PENSION FUND
SCHEDULE OF ASSETS (HELD AT END OF YEAR)
Year Ended December 31, 2022

(a)	(b) IDENTITY OF ISSUE BORROWER, LESSOR, OR SIMILAR PARTY	(c) DESCRIPTION OF INVESTMENT INCLUDING MATURITY DATE, RATE OF INTEREST, COLLATERAL PAR OR MATURITY VALUE	(d) COST	(e) CURRENT VALUE
CORPORATE AND FOREIGN BONDS (CONTINUED)				
		WESTN MIDSTREAM STEP CPN 5.75% DUE 02-01-2050	5,788	4,074
		WFRBS COML MTG TR 2013-C15 NTG PASS THRUCTF CL B 4.52881% 08-15-2046	40,450	34,119
		WFRBS COML MTG TR 4.48574 DUE 08-15-2046	37,000	32,569
		WFRBS COML MTG TR FLTGT RT 4.204% DUE 11-15-2047	19,879	18,165
		WFRBS COML MTG TR FLTGT RT 4.651% DUE 06-15-2045	122,074	12,256
		WFRBS COML MTG TR FLTGT RT4.29% DUE 11-15-2047	19,750	20,242.
		WYNDHAM 4.625% DUE 03-01-2030	98,744	78,781
		WYNDHAM 6.625% DUE 07-31-2026	66,846	63,587
		WYNDHAM DESTINATIONS INC 6.0% DUE 04-01-2027/03-21-2017	11,175	9,491
		YUM BRANDS INC 3.625% DUE 03-15-2031	145,000	121,583
		YUM BRANDS INC 4.75% 144A DUE 01-15-2030	118,450	119,275
		ZHENRO PROPS GP 6.63% 07/01/2026	176,000	9,700
		ZILLOW GROUP INC 1.375% DUE 09-01-2026	42,305	25,188
			54,362,706	46,570,773
COMMON AND PREFERRED STOCKS				
		#REORG/SEASPINE STOCK MERGER ORTHOFIX 01-05-2023	16,856	9,803
		A.P. MOLLER-MAERSK SER'B'DKK'1000	37,852	40,351
		3I GROUP ORD GBP0.738636	60,817	66,290
		3M CO COM	39,829	28,901
		908 DEVICES INC COM	1,912	892
		ABB LTD CHF0.12 (REGD)	52,228	83,737
		ABBVIE INC COM USD0.01	54,611	77,250
		ACADIA PHARMACEUTICALS INC COM	34,075	29,006
		ACCENTURE PLC SHS CL A NEW	195,089	184,920
		ACTIVISION BLIZZARD INC COM STK	426,196	459,300
		ACUITY BRANDS INC COM	99,645	102,347
		ADAPTHEALTH CORP COM	31,766	30,348
		ADOBE SYS INC COM	130,869	410,230
		ADR ASCENDIS PHARMA A/S SPONSORED ADR	829,734	705,911
		ADR ASML HOLDING NV NY REG 2012 (POST REV SPILT)	40,279	418,543
		ADR ASTRAZENECA PLC SPONSORED ADR UNITEDKINGDOM	135,457	246,792
		ADR BP P L C SPONSORED ADR	50,216	54,526
		ADR HDFC BK LTD ADR REPSTG 3 SHS	133,832	180,602
		ADR ICICI BK LTD	105,635	200,731
		ADR LONDON STK EXCHANGE GROUP ADR	590,223	491,084
		ADR RYANAIR HLDGS PLC SPONSORED ADR NEW	74,666	66,835
		ADR SEA LTD ADR	226,886	51,874
		ADR TAIWAN SEMICONDUCTOR MANUFACTURING SPON ADS EACH REP 5 ORD TWD10	318,090	195,164
		ADR TOTALENERGIES SE SPONSORED ADR	42,709	53,451
		ADR UNILEVER PLC SPONSORED ADR NEW	552,091	522,633

TRI-STATE PENSION FUND
SCHEDULE OF ASSETS (HELD AT END OF YEAR)
Year Ended December 31, 2022

(a)	(b) IDENTITY OF ISSUE BORROWER, LESSOR, OR SIMILAR PARTY	(c) DESCRIPTION OF INVESTMENT INCLUDING MATURITY DATE, RATE OF INTEREST, COLLATERAL PAR OR MATURITY VALUE	(d) COST	(e) CURRENT VALUE
COMMON AND PREFERRED STOCKS (CONTINUED)				
		ADVANCED ENERGY INDS INC COM	70,763	90,069
		ADVANCED MICRO DEVICES INC COM	453,436	380,848
		AERCAP HOLDINGS N.V. EUR0.01	460,122	661,932
		AEROVIRONMENT INC COM	22,363	21,672
		AGCO CORP COM	15,462	29,680
		AGILENT TECHNOLOGIES INC COM	24,332	47,738
		AIA GROUP LTD NPV	220,374	293,598
		AIR LIQUIDE(L') EUR5.50	68,445	101,739
		AIRBUS SE EUR1	233,039	245,266
		AKZO NOBEL NV EUR0.50(POST REV SPLIT)	119,003	74,712
		ALBEMARLE CORP COM	59,157	173,488
		ALKERMES PLC SHS	146,806	132,244
		ALLISON TRANSMISSION HOLDING	159,633	178,007
		ALLSTATE CORP COM	226,041	299,676
		ALLY FINL INC COM	78,775	65,037
		ALNYLAM PHARMACEUTICALS INC COM	46,541	104,091
		ALPHABET INC CAP STK USD0.001 CL C	200,154	499,372
		ALPHABET INC CAPITAL STOCK USD0.001 CL A	1,270,784	2,201,692
		ALTERYX INC COM CL A COM CL A	215,797	113,602
		ALTRA INDUSTRIAL MOTION CORP COM STK USD0.001	17,993	18,821
		AMAZON COM INC COM	1,033,136	1,133,076
		AMBARILLA INC SHS	15,807	11,430
		AMCOR PLC ORD USD0.01	13,754	12,922
		AMDOCS ORD GBP0.01	119,033	130,623
		AMERESCO INC	23,101	24,456
		AMERICAN ELEC PWR CO INC COM	156,461	156,952
		AMERIPRISE FINL INC COM	371,156	450,552
		AMERISOURCEBERGEN CORP COM	48,925	76,227
		AMETEK INC NEW COM	425,194	883,030
		AMGEN INC COM	69,230	76,954
		AMN HEALTHCARE SVCS INC COM	71,683	64,982
		AMPHENOL CORP NEW CL A	140,137	210,299
		AMYLYX PHARMACEUTICALS INC COM	36,395	43,158
		ANGLO AMERICAN USD0.54945	86,765	83,431
		ANI PHARMACEUTICALS INC COM	19,487	23,695
		ANTERO RES CORP COM	46,858	62,662
		AON PLC COM	45,257	136,264
		APPLE INC COM STK	1,371,610	3,443,795
		APPLIED MATERIALS INC COM	383,018	583,306
		APTIV PLC COM USD	184,030	155,061

TRI-STATE PENSION FUND
SCHEDULE OF ASSETS (HELD AT END OF YEAR)
Year Ended December 31, 2022

(a)	(b) IDENTITY OF ISSUE BORROWER, LESSOR, OR SIMILAR PARTY	(c) DESCRIPTION OF INVESTMENT INCLUDING MATURITY DATE, RATE OF INTEREST, COLLATERAL PAR OR MATURITY VALUE	(d) COST	(e) CURRENT VALUE
COMMON AND PREFERRED STOCKS (CONTINUED)				
		ARCH CAPITAL GROUP COM STK	184,957	376,680
		ARCHER-DANIELS-MIDLAND CO COM	301,742	434,166
		ARHAUS INC CL A CL A	14,454	11,661
		ARIS WTR SOLUTIONS INC CL A CL A	19,979	20,361
		ARISTA NETWORKS INC COM	129,966	127,660
		ARROW ELECTR INC COM	543,882	702,710
		ARVINAS INC COM	33,565	17,310
		ASICS CORP NPV	69,224	70,672
		ASTRAZENECA ORD USD0.25	175,307	263,136
		AT&T INC COM	51,252	54,033
		ATKORE INC	30,351	28,128
		ATLASSIAN CORP CL A	965,601	577,387
		ATMOS ENERGY CORP COM	250,465	310,434
		ATRICURE INC COM STK	23,563	32,042
		AUTOLIV INC COM STK	27,349	28,258
		AUTOMATIC DATA PROCESSING INC COM	30,272	257,969
		AUTOZONE INC COM	168,653	364,994
		AVIS BUDGET GROUP INC COM STK	57,680	55,736
		AZENTA INC COM USD0.01	38,590	29,634
		BABCOCK & WILCOX ENTERPRISES INC COM NEWCOM NEW	16,975	13,450
		BAKER HUGHES CO	43,633	55,133
		BANDAI NAMCO HOLDINGS INC	70,687	56,710
		BANK AMER CORP NON CUMULATIVE PREP CONV SER L	400,756	334,080
		BANK OF AMERICA CORP	307,215	298,080
		BANK OZK COM	69,603	62,854
		BARCLAYS PLC ORD GBPO.25	83,309	63,406
		BATTALION OIL CORP COM USD0.0001	50,894	3,000
		BECTON DICKINSON & CO COM	422,043	534,030
		BERKSHIRE HATHAWAY INC-CL B	319,711	517,408
		BERRY GLOBAL GROUP INC COM USD0.01	10,733	13,053
		BIO RAD LABORATORIES INC CL A CL A	349,665	278,785
		BIOMARIN PHARMACEUTICAL INC COM ISIN CH00081070010	299,253	283,843
		BIOGEN INC COMMON STOCK	85,519	84,655
		BJS RESTURANT INC COM	39,977	22,423
		BJS WHSL CLUB HLDGS INC COM	81,195	68,409
		BK LEUMI LE ISRAEL ILS1	68,959	81,505
		BLOCK H & R INC COM	63,246	65,316
		BLUEPRINT MEDICINES CORP COM	35,786	24,096
		BOOKING HLDGS INC COM	409,842	403,056
		BOOZ ALLEN HAMLTON HLDG CORP CL A COM STK	130,282	126,678

TRI-STATE PENSION FUND
SCHEDULE OF ASSETS (HELD AT END OF YEAR)
Year Ended December 31, 2022

(a)	(b) IDENTITY OF ISSUE BORROWER, LESSOR, OR SIMILAR PARTY	(c) DESCRIPTION OF INVESTMENT INCLUDING MATURITY DATE, RATE OF INTEREST, COLLATERAL PAR OR MATURITY VALUE	(d) COST	(e) CURRENT VALUE
COMMON AND PREFERRED STOCKS (CONTINUED)				
		BORG WARNER INC COM	27,817	29,061
		BOX INC CL A CL A	20,477	23,534
		BOYD GAMING CORP COM	66,963	68,599
		BP ORD USD0.25	84,122	92,298
		BRISTOL MYERS SQUIBB CO COM	67,151	72,166
		BROOKFIELD CORP	1,083,348	970,226
		BRP GROUP INC CL A CL A	23,651	39,998
		BRP INC SUB VTG NPV	42,337	40,151
		BRUNSWICK CORP COM	369,055	311,386
		CACTUS INC CL A CL A	40,407	48,149
		CADENCE DESIGN SYS INC COM	234,676	370,275
		CAPGEMINI EUR8	48,359	45,437
		CAPITAL ONE FINL CORP COM	93,112	64,979
		CARDINAL HLTH INC	75,116	75,025
		CARLISLE COMPANIES INC COM	15,906	27,807
		CARLSBERG SER'B'DKK20	63,169	81,086
		CARMAX INC COM	600,624	379,345
		CARPENTER TECHNOLOGY CORP COM	33,914	36,201
		CASEYS GEN STORES INC COM	61,319	67,081
		CBRE GROUP INC CL A CL A	350,563	343,242
		CDW CORP COM	104,282	125,185
		CELANESE CORP DEL COM STK	12,082	13,087
		CELSIUS HLDGS INC COM NEW COM NEW	55,548	58,991
		CENTENE CORP DEL COM	77,644	77,089
		CERTARA INC COM	9,765	12,101
		CHAMPIONX CORPORATION COM USD0.01 WI	24,937	23,888
		CHART INDs INC COM PAR \$0.01 COM PAR \$0.01	85,153	75,476
		CHARTER COMMUNICATIONS INC NEW CL A CL A	262,431	209,564
		CHEMOURS CO COM	180,998	177,871
		CHENIERE ENERGY INC COM NEW	177,123	386,296
		CHIPOTLE MEXICAN GRILL INC COM STK	117,934	201,186
		CHUBB LTD ORD CHF24.15	227,060	399,286
		CHURCHILL DOWNS INC COM	165,787	253,505
		CHUY'S HOLDINGS INC COM USD0.01	11,996	15,225
		CIGNA CORP NEW COM	324,129	475,142
		CITIGROUP INC COM NEW COM NEW	75,409	64,950
		CITIZENS FINL GROUP INC COM	57,805	64,488
		CLARIVATE PLC	129,535	65,343
		COCA-COLA EUROPACIFIC PARTNERS ORD EUR0.01	84,564	88,295
		COGECO COMMUNICATI SUB VTG SHS	62,695	41,088

TRI-STATE PENSION FUND
SCHEDULE OF ASSETS (HELD AT END OF YEAR)
Year Ended December 31, 2022

(a)	(b) IDENTITY OF ISSUE BORROWER, LESSOR, OR SIMILAR PARTY	(c) DESCRIPTION OF INVESTMENT INCLUDING MATURITY DATE, RATE OF INTEREST, COLLATERAL PAR OR MATURITY VALUE	(d) COST	(e) CURRENT VALUE
COMMON AND PREFERRED STOCKS (CONTINUED)				
		COGENT COMMUNICATIONS HLDGS INC	17,071	20,948
		COGNIZANT TECH SOLUTIONS CORP CL A	165,820	132,795
		COHERENT CORP COM	175,054	122,639
		COLGATE-PALMOLIVE CO COM	268,966	278,286
		COLLEGIUM PHARMACEUTICAL INC COM	18,577	26,193
		COMCAST CORP NEW-CL A	111,326	180,900
		COMERICA INC COM	73,508	64,845
		COMMERCIAL METALS CO COM	11,612	12,896
		COMPASS GROUP ORD GBP0.1105	64,299	74,087
		CONOCOPHILLIPS COM	247,718	514,480
		CONTINENTAL AG ORD NPV	86,541	54,965
		CORNING INC COM	97,062	92,115
		CORTEVA INC COM USD0.01 WI	290,299	331,813
		COSTAR GROUP INC COM	74,499	178,130
		COSTCO WHOLESALE CORP NEW COM	375,472	493,020
		CRANE CO COM	27,186	29,030
		CREDO TECHNOLOGY GROUP HOLDING LTD	4,536	5,896
		CROWDSTRIKE HLDGS INC CL A CL A	225,650	151,196
		CROWN HLDGS INC COM	181,963	163,351
		CSX CORP COM STK	259,683	272,717
		CUMMINS INC	15,728	28,590
		CUSTOMERS BANCORP INC COM	38,104	23,210
		CUTERA INC COM	21,187	21,049
		CVRX INC COM	8,048	7,157
		CVS HEALTH CORP COM	81,337	74,925
		CYTOKINETICS INC COMMON STOCK	31,254	30,883
		DAIFUKU CO LTD NPV	173,768	126,462
		DAIKIN INDUSTRIES NPV	73,942	61,238
		DARLING INGREDIENTS INC COMSTK	91,639	87,313
		DBS GROUP HLDGS NPV	50,673	84,218
		DELTA AIR LINES INC DEL COM NEW COM NEW	56,284	44,854
		DENBURY INC NEW COM	15,568	15,664
		DENTSPLY SIRONA INC COM	940,017	569,936
		DEUTSCHE TELEKOM NPV(REGD)	228,961	239,890
		DEXCOM INC COM	516,548	472,211
		DIAMONDBACK ENERGY INC COM	35,136	59,773
		DICKS SPORTING GOODS INC OC-COM OC-COM	197,374	293,868
		DIGITAL GARAGE NPV	32,676	38,141
		DILLARDS INC CL A COM	57,340	70,134
		DISCO CORPORATION NPV	87,613	85,831

TRI-STATE PENSION FUND
SCHEDULE OF ASSETS (HELD AT END OF YEAR)
Year Ended December 31, 2022

(a)	(b) IDENTITY OF ISSUE BORROWER, LESSOR, OR SIMILAR PARTY	(c) DESCRIPTION OF INVESTMENT INCLUDING MATURITY DATE, RATE OF INTEREST, COLLATERAL PAR OR MATURITY VALUE	(d) COST	(e) CURRENT VALUE
COMMON AND PREFERRED STOCKS (CONTINUED)				
		DISCOVER FINL SVCS COM STK	40,035	59,774
		DOCGO INC COM	20,315	16,629
		DOVER CORP COM USD1.00	72,883	88,694
		DOW INC	15,186	13,001
		DROPBOX INC CL A CL A	54,339	54,339
		EASTMAN CHEM CO COM	12,571	12,949
		EDISON INTL COM	130,949	134,047
		EDWARDS LIFSCIENCES CORP COM	16,022	161,904
		EL PASO ENERGY CAP TR I PFD CONV TR SECS 4.75%	24,972	25,988
		ELECTR ARTS COM	152,586	158,223
		ELEVANCE HEALTH INC	60,687	77,458
		ELI LILLY & CO COM	516,203	677,902
		EMCOR GROUP INC COM	11,531	28,585
		EMERSON ELECTRIC CO COM	16,653	28,722
		ENEL SPA EUR1	103,734	64,623
		ENGIE COMSTK	129,221	135,611
		ENPHASE ENERGY INC COM	51,929	129,036
		ENVISTA HLDGS CORP COM	39,476	31,044
		EOG RESOURCES INC COM	268,453	341,933
		EPAM SYS INC COM STK	15,249	28,513
		EQUINOR ASA NOK2.50	15,500	31,605
		EQUITABLE HLDGS INC COM	367,399	355,019
		ESAB CORPORATION COM USD0.001 WI	104,187	138,555
		ESR GROUP LIMITED USD0.001	55,350	46,590
		ETSY INC COM	84,792	65,879
		EURONET WORLDWIDE INC COM	195,962	150,819
		EVERGY INC COM NPV	39,707	39,080
		EVERI HLDGS INC COM	31,550	38,745
		EVOQUA WATER TECHNOLOGIES CORP COM	18,656	17,622
		EXCELERTATE ENERGY INC CL A COM CL A COM	23,700	23,597
		EXELON CORP COM	177,576	256,570
		EXPEDIA GROUP INC COM USD0.001	116,607	64,386
		EXPONENT INC COM STK	34,358	37,159
		F&G ANNUITIES & LIFE INC COM	393	420
		FERGUSON PLC ORD GBP0.10	28,764	58,647
		FIDELITY NATL FINL INC NEW FORMERLY FIDELITY COMMON STOCK	506,605	529,351
		FIRST ADVANTAGE CORP NEW COM	19,795	15,119
		FIVE BELOW INC COM USD0.01	6,008	16,626
		FLEETCOR TECHNOLOGIES INC COM	157,810	125,086
		FMC CORP COM (NEW)	80,562	217,152

TRI-STATE PENSION FUND
SCHEDULE OF ASSETS (HELD AT END OF YEAR)
Year Ended December 31, 2022

(a)	(b) IDENTITY OF ISSUE BORROWER, LESSOR, OR SIMILAR PARTY	(c) DESCRIPTION OF INVESTMENT INCLUDING MATURITY DATE, RATE OF INTEREST, COLLATERAL PAR OR MATURITY VALUE	(d) COST	(e) CURRENT VALUE
	COMMON AND PREFERRED STOCKS (CONTINUED)			
		FORTINET INC COM	653,438	566,048
		FORWARD AIR CORP COM	22,765	30,733
		FOX CORP CL B CL B	36,992	38,237
		FRESHPET INC COM	162,532	99,313
		FRKLN RES INC COM	67,856	62,943
		GALP ENEGIA SGPS EUR1	62,999	78,043
		GARTNER INC COM	277,660	327,737
		GENERAC HLDGS INC COM STK	101,381	58,785
		GENERAL DYNAMICS CORP COM	370,236	395,984
		GENERAL MILLS INC COM	43,706	75,800
		GENMAB AS DKK1	210,896	248,606
		GENTEX CORP COM	22,782	29,152
		GENUINE PARTS CO COM	19,434	27,935
		GILDAN ACTIVEWEAR INC COM	437,514	454,452
		GILEAD SCIENCES INC	27,409	38,547
		GLOBE LIFE INC COM	328,678	427,953
		GODADDY INC CL A CL A	317,427	312,897
		GOLDMAN SACHS GROUP INC COM	66,243	59,748
		GRIFOLS SA	134,620	95,288
		GXO LOGISTICS INC COM	258,592	206,790
		HAEMONETICS CORP MASS COM	14,363	19,663
		HALLIBURTON CO COM	116,451	132,019
		HANESBRANDS INC COM STK	593,793	227,306
		HANNON ARMSTRONG SUSTAINABLE INFRASTRUCTURE CAP INC COM	10,922	5,738
		HARLEY DAVIDSON COM USD0.01	71,402	65,562
		HARTFORD FINL SVCS GROUP INC COM	303,896	352,596
		HASBRO INC COM	577,599	461,236
		HCA HEALTHCARE INC COM	341,834	557,427
		HENRY SCHEIN INC COMMON STOCK	68,022	76,515
		HERC HLDGS INC COM	32,314	24,472
		HESS CORP COM STK	51,696	102,110
		HITACHI NPV	36,076	50,711
		HOLOGIC INC COM	373,974	392,453
		HOME DEPOT INC COM	920,524	967,479
		HONEYWELL INTL INC COM STK	38,530	38,574
		HOULIHAN LOKEY INC CL A CL A	16,498	22,836
		HOWMET AEROSPACE INC COM USD1.00 WI	262,997	309,960
		HOYA CORP NPV	72,474	67,403
		HUMANA INC COM	270,964	346,241
		HUNTSMAN CORP COM STK	12,991	12,943

TRI-STATE PENSION FUND
SCHEDULE OF ASSETS (HELD AT END OF YEAR)
Year Ended December 31, 2022

(a)	(b) IDENTITY OF ISSUE BORROWER, LESSOR, OR SIMILAR PARTY	(c) DESCRIPTION OF INVESTMENT INCLUDING MATURITY DATE, RATE OF INTEREST, COLLATERAL PAR OR MATURITY VALUE	(d) COST	(e) CURRENT VALUE
	COMMON AND PREFERRED STOCKS (CONTINUED)			
		HYATT HOTELS CORP COM CL A COM CL A	185,783	213,191
		IAA SPINCO INC	589,788	429,200
		ICON PLC COM	547,283	552,836
		ILLUMINA INC COM	153,115	146,393
		INDITEX (IND.DE DISENO TEXTIL SA)	92,367	66,276
		INFINEON TECHNOLOG ORD NPV (REGD)	67,772	89,600
		INGERSOLL RAND INC COM	56,453	59,043
		INGREDION INC COM	221,335	233,466
		INSMED INC COM PAR \$.01	26,745	28,052
		INTEGER HLDGS CORP COM	185,929	176,421
		INTEL CORP COM	90,078	58,463
		INTL PAPER CO COM	15,311	12,952
		INTUIT COM	142,872	131,167
		IPG PHOTONICS CORP COM	9,137	9,183
		IQVIA HLDGS INC COM USD0.01	86,732	202,841
		IVERIC BIO INC COM	14,780	22,994
		JACK IN THE BOX INC COM	32,871	29,953
		JACOBS SOLUTIONS INC COM JACOBS SOLUTIONS INC	15,127	28,817
		JAMF HLDG CORP COM	88,212	62,324
		JAZZ PHARMACEUTICALS PLC COM USD0.0001	72,776	78,381
		JD COM INC USD0.00002 A CLASS	125,394	119,340
		JEFFERIES FINL GROUP INC COM	55,602	59,956
		JOHNSON & JOHNSON COM USD1	583,141	988,180
		JOHNSON CTLS INTL PLC COM UDS0.01	160,798	143,168
		JPMORGAN CHASE & CO COM	667,387	776,573
		KARUNA THERAPEUTICS INC COM	21,397	27,117
		KEYCORP NEW COM	62,489	64,367
		KEYENCE CORP NPV	79,412	218,236
		KEYSIGHT TECHNOLOGIES INC COM	147,487	241,209
		KONINKLIJKE DSM NV EUR1.50	54,954	60,627
		KRAFT HEINZ CO COM	361,279	435,109
		KRATOS DEFENSE & SECURITY SOLUTIONS INC	32,952	26,667
		KROGER CO COM	71,194	75,474
		L3 HARRIS TECHNOLOGIES INC COM	83,139	83,909
		LAB CORP AMER HLDGS COM NEW	401,447	494,744
		LAM RESH CORP COM	604,356	508,563
		LANTHEUS HLDGS INC COM	38,746	30,627
		LEAR CORP COM NEW COM NEW	225,656	208,105
		LEIDOS HLDGS INC COM	119,503	119,917
		LINCOLN NATL CORP COM	78,968	63,498

TRI-STATE PENSION FUND
SCHEDULE OF ASSETS (HELD AT END OF YEAR)
Year Ended December 31, 2022

(a)	(b) IDENTITY OF ISSUE BORROWER, LESSOR, OR SIMILAR PARTY	(c) DESCRIPTION OF INVESTMENT INCLUDING MATURITY DATE, RATE OF INTEREST, COLLATERAL PAR OR MATURITY VALUE	(d) COST	(e) CURRENT VALUE
COMMON AND PREFERRED STOCKS (CONTINUED)				
		LINDBLAD EXPEDITIONS HLDGS INC COM	23,582	10,703
		LIVE NATION ENTERTAINMENT INC	115,498	78,736
		LKQ CORP COM LKQ CORP	78,232	82,251
		LOUISIANA-PACIFIC CORP COM	14,303	12,728
		LOWES COS INC COM	54,480	68,339
		LULULEMON ATHLETICA INC COM	120,133	165,636
		LUMEN TECHNOLOGIES INC	225,599	101,362
		LVMH MOET HENNESSY LOUIS VUITTON SE EURO.30	120,299	140,771
		LYONDELLBASELL IND N V COM USD0.01 CL 'A'	12,680	12,953
		MACOM TECHNOLOGY SOLUTIONS HOLDINGS INC COM STK	35,821	53,407
		MADRIGAL PHARMACEUTICALS INC COM	5,469	5,515
		MANNKIND CORP COM USD0.01(POST REV SPLIT)	23,718	27,415
		MARATHON OIL CORP COM	29,806	53,003
		MARATHON PETE CORP COM	40,780	44,694
		MARKETAXESS HLDGS INC COM STK	134,813	99,564
		MARRIOTT INTL INC NEW COM STK CL A	704,553	721,819
		MARSH & MCLENNAN CO'S INC COM	38,137	244,910
		MARVELL TECHNOLOGY INC COM	364,093	294,579
		MASCO CORP COM	23,509	28,515
		MASTEC INC COM	187,485	183,289
		MASTERCARD INC CL A	158,494	386,328
		MATADOR RES CO COM	24,777	30,566
		MATCH GROUP INC NEW COM	256,345	107,667
		MATSIKYOCOCOKARA & CO	88,267	100,042
		MCKESSON CORP	203,901	498,909
		MEDTRONIC PLC COMMON STOCK	718,059	634,973
		MEITUAN-CLASS B 144A	280,492	201,449
		MELCO RESORTS & ENTERTAINMENT LIMITED	320,302	172,155
		MERCK & CO INC NEW COM	407,699	573,944
		MERCK KGAA NPV	77,834	103,483
		MERCURY SYSTEMS INC	22,488	21,028
		MERIT MED SYS INC COM	42,850	50,635
		METLIFE INC COM STK USD0.01	255,919	400,061
		MGM RESORTS INTERNATIONAL COM	650,516	534,133
		MICRON TECH INC COM	29,715	21,491
		MICROSOFT CORP COM	1,321,044	3,227,977
		MODEL N INC COM USD0.00015	14,663	41,371
		MOELIS & CO CL A CL A	32,745	39,636
		MOLINA HEALTHCARE INC COM	73,009	76,611
		MONGODB INC CL A CL A	123,358	92,515

TRI-STATE PENSION FUND
SCHEDULE OF ASSETS (HELD AT END OF YEAR)
Year Ended December 31, 2022

(a)	(b) IDENTITY OF ISSUE BORROWER, LESSOR, OR SIMILAR PARTY	(c) DESCRIPTION OF INVESTMENT INCLUDING MATURITY DATE, RATE OF INTEREST, COLLATERAL PAR OR MATURITY VALUE	(d) COST	(e) CURRENT VALUE
COMMON AND PREFERRED STOCKS (CONTINUED)				
		MONOLITHIC PWR SYS INC COM	48,184	50,213
		MONTRÖSE ENVIRONMENTAL GROUP INC COM	15,067	29,697
		MP MATERIALS CORP COM USD0.0001 CL A	70,082	54,120
		MTU AERO ENGINES A NPV (REGD)	119,942	102,228
		MURPHY USA INC COM	58,735	67,369
		NATIONAL VISION HLDGS INC COM	31,418	42,403
		NATL FUEL GAS CO COM	131,595	122,992
		NEOGENOMICS INC COM NEW COM NEW	35,662	28,524
		NEW FORTRESS INC CL A SHS REPSTG LTD LIABILITY	96,457	92,942
		NEXSTAR MEDIA GROUP INC CL A CL A	63,244	68,962
		NIDEC CORPORATION NPV	89,515	106,256
		NIKE INC CL B	641,526	543,395
		NOODLES & CO CL A CL A	12,806	8,208
		NORDEA BANK ABP NPV	82,139	78,008
		NORDIC SEMICONDUCT NOK0.01	114,867	91,508
		NORTEL NETWORKS CORP NEW COM	3,715	-
		NORTHERN OIL & GAS INC COM NEW	33,530	35,474
		NOV INC COM	116,444	138,522
		NUCOR CORP COM	7,564	12,522
		NV5 GLOBAL INC	18,239	48,164
		NVIDIA CORP COM	346,648	460,633
		NXP SEMICONDUCTORS N V COM STK	359,459	287,773
		O REILLY AUTOMOTIVE INC NEW COM USD0.01	69,647	70,899
		OCULAR THERAPEUTIX INC COM	12,616	3,847
		OLYMPUS CORP NPV	87,838	74,868
		OMNICO GROUP INC COM	425,818	583,226
		ON SEMICONDUCTOR CORP COM	54,637	53,139
		OPEN TEXT CORP COM	535,043	490,838
		ORGANON & CO COM	95,352	82,701
		OSHKOSH CORPORATION	35,170	29,103
		OVINTIV INC COM USD0.01	52,101	52,840
		OWENS CORNING NEW COM STK	58,275	64,742
		PAC PREMIER BANCORP COM	29,748	37,998
		PACCAR INC COM	169,443	202,889
		PACIRA BIOSCIENCES INC COM USD0.001	22,369	12,317
		PACKAGING CORP AMER COM ISIN US6951561090	10,131	12,919
		PALO ALTO NETWORKS INC COM USD0.0001	88,861	102,143
		PALOMAR HLDGS INC COM	39,953	33,599
		PARKER-HANNIFIN CORP COM	12,433	28,809
		PAYCHEX INC COM	119,145	120,876

TRI-STATE PENSION FUND
SCHEDULE OF ASSETS (HELD AT END OF YEAR)
Year Ended December 31, 2022

(a)	(b) IDENTITY OF ISSUE BORROWER, LESSOR, OR SIMILAR PARTY	(c) DESCRIPTION OF INVESTMENT INCLUDING MATURITY DATE, RATE OF INTEREST, COLLATERAL PAR OR MATURITY VALUE	(d) COST	(e) CURRENT VALUE
	COMMON AND PREFERRED STOCKS (CONTINUED)			
		PAYPAL HLDGS INC COM	507,078	393,847
		PDC ENERGY INC COM	56,962	52,498
		PDF SOLUTIONS INC COM	12,187	15,258
		PEPSICO INC COM	117,154	166,930
		PERFICIENT INC COM STK	24,155	39,314
		PERNOD RICARD NPV EUR 1.55	68,683	73,540
		PETCO HEALTH & WELLNESS CO INC CL A COM CL A COM	34,893	17,149
		PETERSHILL PARTNER ORD USD0.01	13,656	5,828
		PFIZER INC COM	199,649	224,124
		PHILIP MORRIS INTL COM STK NPV	301,192	360,308
		PINNACLE W CAP CORP COM	37,254	38,248
		PLANET FITNESS INC CL A CL A	95,051	125,607
		PNC FINANCIAL SERVICES GROUP COM STK	244,026	314,301
		POLARIS INC	71,374	67,670
		POOL CORP COM STK	105,242	91,001
		PORTILLOS INC CL A COM CL A COM	24,975	19,666
		PORTLAND GENERAL ELECTRIC CO COM NEW COMNEW	38,652	38,367
		PPL CORP COM ISIN US69351T1060	37,456	38,249
		PRIVIA HEALTH GROUP INC COM	36,131	26,775
		PROFRAC HLDG CORP CL A CL A	27,666	36,893
		PROGRESSIVE CORP OH COM	778,451	1,003,956
		PROMETHEUS BIOSCIENCES INC COM	25,181	25,190
		PROSUS N.V. EUR0.05	307,075	297,836
		PRUDENTIAL GBP0.05	57,112	72,303
		PRYSMIAN SPA EUR0.10	92,517	126,879
		PUB SERVICE ENTERPRISE GROUP INC COM	34,298	38,355
		PUMA SE NPV	199,064	144,626
		PURE STORAGE INC CL A CL A	63,347	75,624
		PVTP 2020 CASH MANDATORY EXCHANGEABLE TR TR SECS 144A 3C7	279,053	286,005
		QIAGEN NV EUR0.01	24,599	27,379
		QUEST DIAGNOSTICS INC COM	60,382	77,594
		RAPID7 INC COM	18,159	18,961
		RAYMOND JAMES FNCL INC COM STK	174,394	181,645
		REATA PHARMACEUTICALS INC CL A CL A	47,636	36,091
		REGIONS FINL CORP NEW COM	309,583	319,455
		RELANCE STL & ALUM CO COM	5,080	12,956
		RELX PLC	104,078	132,850
		REPLIMUNE GROUP INC COM	38,422	45,914
		RESMED INC COM	102,666	90,120
		RHEINMETALL AG NPV	64,362	66,121

TRI-STATE PENSION FUND
SCHEDULE OF ASSETS (HELD AT END OF YEAR)
Year Ended December 31, 2022

(a)	(b) IDENTITY OF ISSUE BORROWER, LESSOR, OR SIMILAR PARTY	(c) DESCRIPTION OF INVESTMENT INCLUDING MATURITY DATE, RATE OF INTEREST, COLLATERAL PAR OR MATURITY VALUE	(d) COST	(e) CURRENT VALUE
COMMON AND PREFERRED STOCKS (CONTINUED)				
		ROBLOX CORP COM USD0.0001 CL A	65,336	41,295
		ROCHE HLDGS AG GENUSSCHEINE NPV	152,554	122,769
		ROSS STORES INC COM	71,179	70,338
		ROYAL DUTCH SHELL PLC SPONSORED ADR REPSTG ORD SH	49,632	53,761
		RYDER SYS INC COM	29,978	28,080
		RYMAN HOSPITALITY PPTY'S INC COM	13,928	14,393
		S&P GLOBAL INC COM	392,512	343,983
		SAFRAN SA EURO .20	255,071	265,788
		SALESFORCE INC COM USD0.001	207,239	383,185
		SANDVIK AB NPV	72,344	64,497
		SAREPTA THERAPEUTICS INC COM	131,200	178,173
		SCHWAB CHARLES CORP COM NEW	429,737	680,484
		SCOTTS MIRACLE-GRO CLASS A COM NPV	157,695	95,285
		SEAGEN INC COM	113,381	87,001
		SEAWORLD ENTMT INC COM	85,690	83,743
		SEGATE TECHNOLOGY HOLDINGS PLC	82,430	75,127
		SEMPRA COM	39,955	37,090
		SERVICENOW INC COM USD0.001	267,067	610,360
		SHERWIN-WILLIAMS CO COM	83,773	82,591
		SHIFT4 PMTS INC CL A CL A	37,968	43,458
		SHIMANO INC NPV	46,788	31,710
		SIEMENS HEAL THINEE NPV	43,119	46,681
		SIGNATURE BK NY N Y COM	164,788	98,628
		SIMPLY GOOD FOODS CO COM	27,304	56,665
		SKYWATER TECHNOLOGY INC COM	18,442	7,373
		SLM CORP COM	404,103	373,384
		SM ENERGY CO COM	57,963	53,394
		SMUCKER J M CO COM NEW	63,015	77,645
		SNAP-ON INC COM	24,072	28,561
		SONOCO PROD CO COM	12,122	13,113
		SPOTIFY TECHNOLOGY S A COM EUR0.025	54,085	33,633
		STANLEY BLACK & DECKER INC COM	848,797	432,315
		STARBUCKS CORP COM	74,841	72,714
		STATE STR CORP COM	579,158	641,504
		STEEL DYNAMICS INC COM	4,290	12,213
		STERIS PLC ORD USD0.001	83,474	91,052
		STEVANATO GROUP S.P.A. COM NPV	59,597	54,880
		SUMITOMO MITSUI FINANCIAL GROUP NPV	71,493	80,276
		SUN CTRY AIRLS HLDGS INC COM	31,259	15,241
		SUNCOR ENERGY INC COM NPV "NEW"	84,116	104,447

TRI-STATE PENSION FUND
SCHEDULE OF ASSETS (HELD AT END OF YEAR)
Year Ended December 31, 2022

(a)	(b) IDENTITY OF ISSUE BORROWER, LESSOR, OR SIMILAR PARTY	(c) DESCRIPTION OF INVESTMENT INCLUDING MATURITY DATE, RATE OF INTEREST, COLLATERAL PAR OR MATURITY VALUE	(d) COST	(e) CURRENT VALUE
COMMON AND PREFERRED STOCKS (CONTINUED)				
		SUPER MICRO COMPUTER INC COM USD0.001	25,073	56,239
		SUZUKI MOTOR CORP NPV	90,598	61,502
		SVB FINANCIAL GROUP COMMON STOCK	94,142	43,496
		SYNCHRONY FINL COM	262,696	291,633
		T ROWE PRICE GROUP INC	43,817	38,062
		TAKE-TWO INTERACTIVE SOFTWARE INC COM STK USD0.01	157,096	111,419
		TARGET CORP COM STK	481,645	458,447
		TE CONNECTIVITY LTD	598,739	655,508
		TECHNIPMC PLC COM USD1	211,391	215,519
		TELEPERFORMANCE SOCIETE EUROPEENNE	86,443	71,065
		TENABLE HLDGS INC COM	16,949	13,009
		TERADYNE INC COM	76,168	73,461
		TERRENO RLTY CORP	15,785	14,786
		TESLA INC COM USD0.001	554,851	393,437
		TETRA TECH INC NEW COM	17,625	15,169
		TEXAS INSTRUMENTS INC COM	392,780	409,250
		TEXTRON INC COM	76,322	84,394
		THALES SA EUR3	66,047	67,481
		THE TRADE DESK INC COM CL A COM CL A	86,320	39,809
		THERMO FISHER CORP	464,151	600,252
		THORNE HEALTHTECH INC COM	10,461	4,988
		TIMKEN CO COM	67,173	62,543
		T-MOBILE US INC COM	24,676	38,640
		TMX GROUP LIMITED COM NPV	53,810	67,612
		TRACTOR SUPPLY CO COM	53,067	71,765
		TRANSIDGM GROUP INC COM	627,739	717,945
		TRANSMEDICS GROUP INC COM	23,585	48,327
		TREACE MED CONCEPTS INC COM	32,912	38,485
		TREX CO INC COM	180,151	102,439
		TRIMBLE INC COM TRIMBLE INC	83,952	79,581
		TRINET GROUP INC COM USD0.000025	34,546	36,612
		TRINITY CAP INC COM	9,831	7,542
		TYSON FOODS INC CL A COM (DELAWARE)	100,841	67,106
		UFP INDUSTRIES INC COM USD1.00	13,395	13,076
		UGI CORP NEW COM	258,071	265,273
		ULTA BEAUTY INC	57,410	70,361
		ULTRAGENYX PHARMACEUTICAL INC COM	104,573	78,946
		UNILEVER PLC ORD GBP0.031111	112,421	123,852
		UNION PAC CORP COM	356,898	482,473
		UNITED PARCEL SVC INC CL B	159,989	164,105

TRI-STATE PENSION FUND
SCHEDULE OF ASSETS (HELD AT END OF YEAR)
Year Ended December 31, 2022

(a) IDENTITY OF ISSUE BORROWER, LESSOR, OR SIMILAR PARTY	(b) DESCRIPTION OF INVESTMENT INCLUDING MATURITY DATE, RATE OF INTEREST, COLLATERAL PAR OR MATURITY VALUE	(c) COST	(e) CURRENT VALUE
COMMON AND PREFERRED STOCKS (CONTINUED)			
	UNITED RENTALS INC COM	10,933	28,078
	UNITED STS STL CORP NEW COM	11,723	12,625
	UNITED THERAPEUTICS CORP DEL COM STK	196,633	371,806
	UNITEDHEALTH GROUP INC COM	1,048,449	1,113,378
	UNITY SOFTWARE INC COM	92,763	40,998
	UNIVAR SOLUTIONS INC	28,720	28,493
	UNIVERSAL DISPLAY CORP	215,104	152,336
	UNUM GROUP	56,483	63,473
	UNVL MUSIC GROUP EUR10.00	93,768	85,405
	US BANCORP	428,451	411,678
	UTZ BRANDS INC COM USD0.0001 CL A	17,336	16,986
	VALERO ENERGY CORP COM STK NEW	268,551	401,512
	VALVOLINE INC COM	9,127	13,223
	VARONIS SYS INC COM	112,325	69,522
	VEEVA SYS INC CL A COM CL A COM	28,957	70,362
	VERIZON COMMUNICATIONS COM	647,453	464,329
	VERTEX PHARMACEUTICALS INC COM	327,129	498,146
	VERTIV HOLDINGS LLC COM USD0.0001	197,063	139,619
	VESTAS WIND SYSTEM DKK0.20	34,388	39,649
	VIAMI SOLUTIONS INC COM NPV	11,385	8,250
	VISA INC COM CL A STK	997,222	1,434,375
	VISTEON CORP COM NEW COM NEW	14,019	19,755
	VISTRA CORP COM USD0.01	32,795	38,002
	VONOVIA SE NPV	83,327	43,430
	WALMART INC COM	323,135	351,781
	WALT DISNEY CO	91,129	52,649
	WARNER MUSIC GROUP CORP CL A CL A	285,819	427,244
	WELLS FARGO & CO NEW PREP PFD CONV CL A 7.5%	341,613	291,510
	WESTLAKE CORPORATION COM STK	8,847	12,818
	WESTROCK CO COM	25,239	26,792
	WEX INC COM	59,447	61,205
	WHIRLPOOL CORP COM	363,747	297,066
	WILLIAMS CO INC COM	362,563	480,669
	WILLIAMS SONOMA INC COM	58,496	39,188
	WILLSCOT MOBILE MINI HLDGS CORP COM USD0.01	180,715	273,188
	WOLFSPEED INC COM USD0.00125	127,913	129,105
	WOLTERS KLUWER EUR0.12	23,060	77,312
	WOODWARD INC COM	276,281	242,781
	WORKDAY INC CL A COM USD0.001	493,797	446,771
	WUXI BIOLOGICS (CA USD0.0000083	112,911	195,539

TRI-STATE PENSION FUND
SCHEDULE OF ASSETS (HELD AT END OF YEAR)
Year Ended December 31, 2022

(a) IDENTITY OF ISSUE BORROWER, LESSOR, OR SIMILAR PARTY	(b) DESCRIPTION OF INVESTMENT INCLUDING MATURITY DATE, RATE OF INTEREST, COLLATERAL PAR OR MATURITY VALUE	(c) COST	(e) CURRENT VALUE
COMMON AND PREFERRED STOCKS (CONTINUED)	WYNDHAM HOTELS & RESORTS INC COM	72,555	70,526
	XPO INC COM	37,222	24,834
	YAMAHA CORP NPV	78,428	70,848
	YETI HLDGS INC COM	10,756	16,648
	ZEVIA PBC CL A COM CLA COM	15,808	7,746
	ZIONS BANCORPORATION N A	74,480	67,939
		<u>85,779,225</u>	<u>97,422,838</u>
COMMON COLLECTIVE TRUST	CF ASB ALLEGIANCE REAL ESTATE FUND	11,730,813	40,084,800
	CF BLACKROCK LIQUIDITY FUNDS FEDFUND	1,401	1,401
	CF BOYD WATTERSON GSA FUND LP	1,375,508	1,555,579
	CF VICTORY TRIVALENT INTERNATIONAL SMALL CAP COLLECTIVE FUND	10,811,747	12,207,788
	COLTV SHORT TERM INVT FD	3,932,381	5,059,165
	MFB NT COLLECTIVE EAFE INDEX FUND - LENDING	2,389,722	3,855,684
	MFB NT COLLECTIVE EXTENDED EQUITY MARKETINDEX FUND	6,477,117	7,007,427
	MFB NT COLLECTIVE S&P 500 INDEX FUND - LENDING	996,783	4,742,524
		<u>37,715,472</u>	<u>74,514,368</u>
REAL ESTATE INVESTMENT TRUST	SRE REAL ESTATE FUND	13,553,704	25,906,318
		<u>13,553,704</u>	<u>25,906,318</u>
LIMITED PARTNERSHIP	ASB MERIDIAN REAL ESTATE FUND II LP	1,732,362	2,162,276
		<u>1,732,362</u>	<u>2,162,276</u>
		<u>207,800,987</u>	<u>260,634,123</u>

UNITED FOOD AND COMMERCIAL WORKERS UNION AND
PARTICIPATING FOOD INDUSTRY EMPLOYERS
TRI-STATE PENSION FUND

SCHEDULE OF ADMINISTRATIVE EXPENSES
For the Years Ended December 31, 2022 and 2021

	2022	2021
Administrative Expenses		
Administrative fees	\$ 846,893	\$ 846,893
Auditing & accounting fees	30,777	20,000
Actuarial fees	118,900	93,959
Legal fees	121,263	135,286
Membership dues	6,850	1,720
PBGC	935,456	988,233
Insurance premiums	65,459	62,472
Conferences and meetings	12,723	7,619
Office expense and data processing	<u>73,477</u>	<u>72,608</u>
Total administrative expenses	<u><u>\$ 2,211,798</u></u>	<u><u>\$ 2,228,790</u></u>

See Independent Auditors' Report.